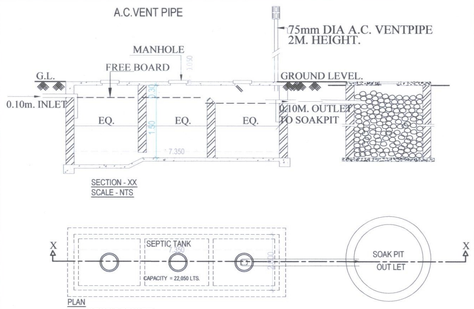

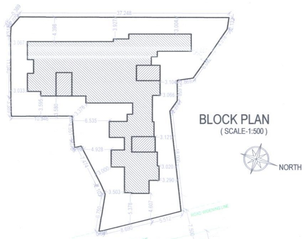

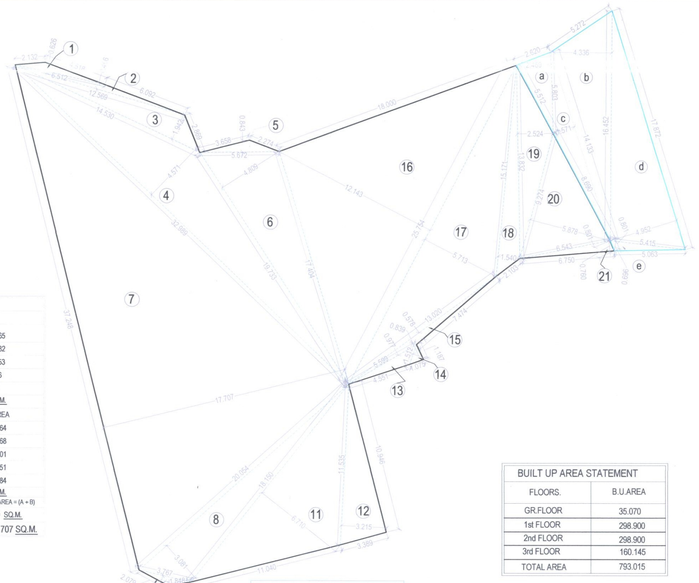

CARPET & BUILTUP AREA CALCULATION.						
WING No.	FLAT No.	CARPET AREA	BALCONY AREA ENCL.	BALCONY AREA PROJECTED	TERRACE AREA	B/U AREA
A- WING	101/201/301	34.962	7.072	0.00	8.993	39.522
	102/202/302	24.647	4.275	2.575	2.750	28.237
B-WING	101/201/301	17.638	0.00	0.00	4.372	20.208
	102/202	17.636	0.00	0.00	8.923	20.051
	302	17.636	0.00	0.00	9.051	20.706
	103/203	17.636	0.00	3.442	5.250	20.155
	104/204	28.151	0.00	5.675	13.303	32.561
	303	20.013	0.00	2.655	4.250	23.405
C- WING	101/201	17.636	0.00	3.544	3.625	20.504
	102/202	19.293	0.00	7.020	0.000	21.972
	103/203	27.333	0.00	10.563	0.000	30.908
	104/204	17.636	0.00	000	8.852	20.261

DOOR / WINDOW SCHEDULE		
OPENING	SIZE	DESCRIPTION
D	1.20 X 2.25	COLLAPSIBLE GATE
D1	1.00 X 2.10	T.W. FRAMED PANELLED DOOR
D2	0.90 X 2.10	T.W. FRAMED PANELLED DOOR
D3	0.75 X 2.10	P.V.C. DOOR FOR TOILET
W1	2.10 X 2.10	AL. SLD. WINDOW
W2	0.60 X 1.20	AL. SLD. WINDOW
W3	1.80 X 2.10	AL. SLD. WINDOW
W4	1.80 X 1.35	AL. SLD. WINDOW
W5	1.50 X 2.10	AL. SLD. WINDOW
W6	1.50 X 1.35	AL. SLD. WINDOW
V	0.60 X 0.90	LOUVERED WINDOW
SW	1.50 X 1.50	AL. SLD. STAIR WINDOW

PLOT AREA CALCULATION.

A - AREA OF THE PLOT

1) 0.5 x 6.512 x 0.626 = 2.037
2) 0.5 x 12.569 x 0.466 = 2.931
3) 0.5 x 14.530 x 1.942 = 14.112
4) 0.5 x 32.989 x 4.571 = 75.391
5) 0.5 x 0.843 x 5.672 = 2.390
6) 0.5 x 19.733 x 4.809 = 47.447
7) 0.5 x 37.248 x 17.707 = 329.771
8) 0.5 x 20.054 x 3.081 = 30.896
9) 0.5 x 3.767 x 0.552 = 1.040
10) 0.5 x 1.848 x 0.177 = 0.164
11) 0.5 x 18.150 x 6.710 = 60.890
12) 0.5 x 11.535 x 3.215 = 18.544
13) 0.5 x 5.599 x 0.977 = 2.735
14) 0.5 x 1.512 x 0.839 = 0.635
15) 0.5 x 13.020 x 0.578 = 3.763
16) 0.5 x 25.754 x 12.143 = 156.369
17) 0.5 x 25.754 x 5.713 = 73.565
18) 0.5 x 15.171 x 1.540 = 11.682
19) 0.5 x 13.832 x 2.524 = 17.453
20) 0.5 x 9.274 x 5.878 = 27.256
21) 0.5 x 6.750 x 0.760 = 2.566

TOTAL = 881.638 SQ.M.

B - ROAD WIDENING AREA

a) 0.5 x 5.803 x 2.469 = 7.164
b) 0.5 x 16.452 x 4.336 = 35.668
c) 0.5 x 14.133 x 1.571 = 11.101
d) 0.5 x 17.872 x 4.952 = 44.251
e) 0.5 x 5.415 x 0.696 = 1.884

TOTAL = 100.069 SQ.M.

AREA OF PLOT + ROAD WIDENING AREA = (A + B)

= 881.638 + 100.069 SQ.M.

TOTAL PLOT AREA = 981.707 SQ.M.

BUILT UP AREA STATEMENT	
FLOORS.	B.U.AREA
GR.FLOOR	35.070
1st FLOOR	298.900
2nd FLOOR	298.900
3rd FLOOR	160.145
TOTAL AREA	793.015

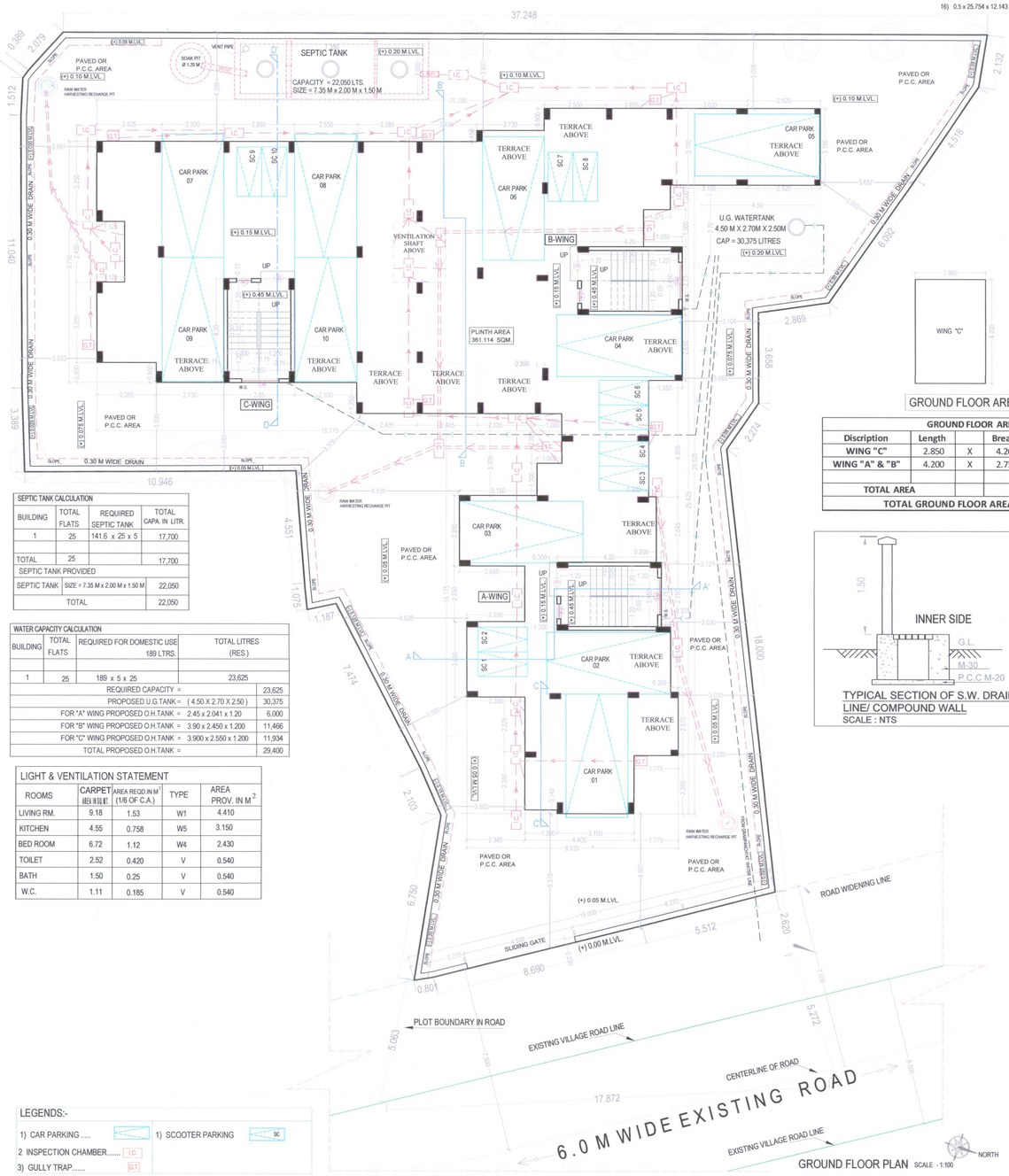

GROUND FLOOR PLAN SCALE - 1:100

SEPTIC TANK CALCULATION			
BUILDING	TOTAL FLATS	REQUIRED SEPTIC TANK	TOTAL CAPA. IN LITR.
1	25	141.6 x 25 x 5	17,700
TOTAL	25		17,700
SEPTIC TANK PROVIDED			
SEPTIC TANK	SIZE = 7.35 M x 2.00 M x 1.50 M		22,050
TOTAL			22,050

WATER CAPACITY CALCULATION			
BUILDING	TOTAL FLATS	REQUIRED FOR DOMESTIC USE 189 LTRS.	TOTAL LITRES (RES.)
1	25	189 x 5 x 25	23,625
REQUIRED CAPACITY =			23,625
PROPOSED U.G.TANK =		(4.50 X 2.70 X 2.50)	30,375
FOR "A" WING PROPOSED O.H.TANK =		2.45 x 2.041 x 1.20	6,000
FOR "B" WING PROPOSED O.H.TANK =		3.90 x 2.450 x 1.200	11,466
FOR "C" WING PROPOSED O.H.TANK =		3.900 x 2.550 x 1.200	11,934
TOTAL PROPOSED O.H.TANK =			29,400

LIGHT & VENTILATION STATEMENT				
ROOMS	CARPET AREA REQD. IN M²	AREA REQD. IN M² (1/6 OF C.A.)	TYPE	AREA PROV. IN M²
LIVING RM.	9.18	1.53	W1	4.410
KITCHEN	4.55	0.758	W5	3.150
BED ROOM	6.72	1.12	W4	2.430
TOILET	2.52	0.420	V	0.540
BATH	1.50	0.25	V	0.540
W.C.	1.11	0.185	V	0.540

LEGENDS:-

1) CAR PARKING ..... 1) SCOOTER PARKING SC
2 INSPECTION CHAMBER..... I.C.
3) GULLY TRAP..... G.T.

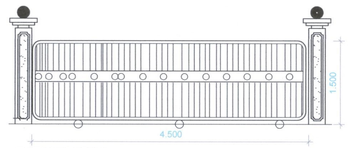

ELEVATION
ENTRANCE GATE SCALE - N.T.S.

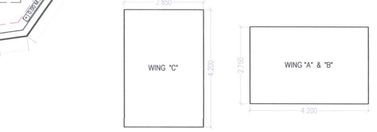

GROUND FLOOR AREA DIAGRAM SCALE - 1:100

GROUND FLOOR AREA CALCULATION							
Discription	Length		Breath		No.		Area in sqm.
WING "C"	2.850	X	4.200	x	1	=	11.970
WING "A" & "B"	4.200	X	2.750	x	2	=	23.100
TOTAL AREA							35.070
TOTAL GROUND FLOOR AREA						=	35.070

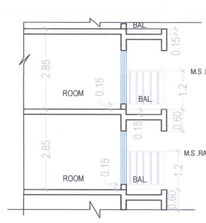

Typ.Sect.Thro' Balcony. (NTS)

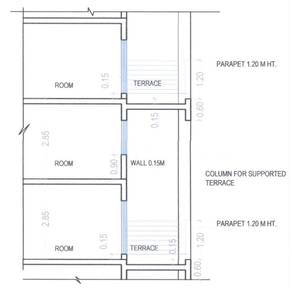

Typ.Sect.Thro' Terrace. (NTS)

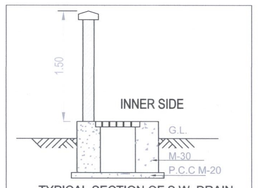

TYPICAL SECTION OF S.W. DRAIN LINE/ COMPOUND WALL
SCALE : NTS

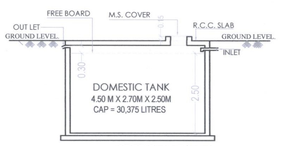

SECTION-AT `AA'

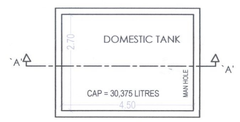

PLAN
U.G.TANK SCALE : NTS

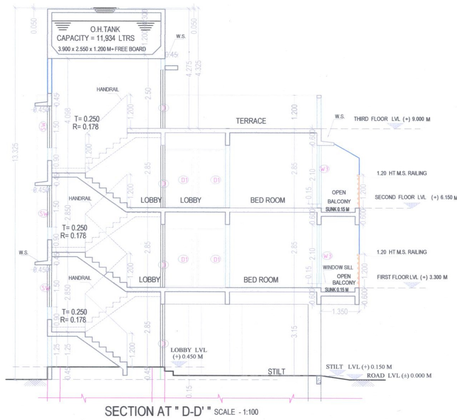

SECTION AT " D-D' " SCALE - 1:100

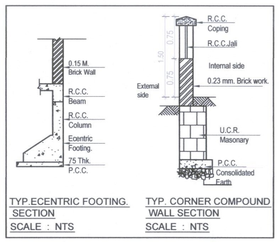

TYP.ECENTRIC FOOTING. SECTION
SCALE : NTS

TYP. CORNER COMPOUND WALL SECTION
SCALE : NTS

PARKING REQUIREMENT

TENEMENTS SIZE CARPET AREA	NO. OF TENEMENTS	REQUIRED PARKING RATE	REQUIRED NO.OF PARKING SPACES			PROPOSED PARKING SPACES		
			NO. OF CAR	NO. OF SCOOTER	NO. OF CYCLE	NO. OF CAR	NO. OF SCOOTER	NO. OF CYCLE
			12.5 SQ.MT.	2.0 SQ.MT.	0.7 SQ.MT.	12.5 SQ.MT. 2.5 M X 5.0 M	2.0 SQ.MT. 1.0 M X 2.0 M	0.7 SQ.MT. 0.9M X1.4M
UPTO 35 SQM	25	4 TENEMENTS HAVING CARPET AREA UP TO 35 SQ. M. EACH.	07	05	---	09	09	---
AS PER DRAFT DEVELOPMENT CONTROL & PROMOTION REGULATIONS FOR INTERIM DEVELOPMENT PLAN OF NAVI MUMBAI AIRPORT INFLUENCE NOTIFIED AREA (NAINA) (23 VILLAGES IN PANVEL TALUKA) ..... REGULATION NO. 23				---	---		---	---
TOTAL			07	05	---	09	09	---
ADD 10 % FOR VISITORS PARKING			01	01	---	01	01	---
TOTAL			08	06	---	10	10	---

● NOTE : ALL DIAMENSIONS ARE IN METERS.

STAMP OF APPROVAL

DEVELOPMENT PERMISSION GRANTED
Subject to the conditions mentioned in this office's letter No.:
CIDCO/NAINA/PANVEL/VICHUMBE/BP-123/CC/2015/2372
Dated 06 FEB 2015
Associate Planner (NAINA)

	AREA STATEMENT	Area Sq.M
1.	(a) Area of Plot (as per 7/12) and NA order	1240.00
	(b) Area of Plot (as per triangulation)	981.707
	Area of Plot considered {least of (a) and (b)}	981.707
2.ª	Deduction for	
	a) existing road with widening	100.069
	b) proposed road	NIL
	c) area under reservations, if any	NA
	Total (a+b+c)	100.069
3.	Gross area of the plot (1-2)	881.638
4.	Deduction for amenity space, if any	NA
5	RG/ open spaces required (10% of 1(a))	N.A.
6	Net area of plot =90% (3-4)	793.474
7.	Permissible FSI	1.0
8.	Permissible Built up Area (6x7)	793.474
9.	RG/ open spaces provided	N.A.
10.	Proposed Built up Area	793.015
11.	Balance Built Up Area	0.459
12.	FSI Consumed (10 / 6)	0.999
13.	FSI Balanced (7 - 12)	0.001
14	No. of units proposed	25
	a. Residential	25
	b. Commercial	NIL
15	No. of trees proposed to be planted	10

NOTES :-

1) ALL EXTERNAL WALL ARE 0.15 M. THK BRICK WALLS .
2) ALL INTERNAL WALL ARE 0.10 M. THK BRICK WALLS .

CONTENT OF SHEET NO.- 1 :-

* GROUND FLOOR PLAN * GR .FLOOR BUA CALCULATION,
* PLOT AREA CALCULATION * BLOCK PLAN
* LOCATION PLAN * DOOR / WINDOW SCHEDULE
* WATER CAPACITY CAL. * SEPTIC TANK CALCULATION
* BUILT UP AREA SUMMARY
* FLOOR WISE CARPET & BUA AREA DETAILS
* LIGHT & VENTILATION STATEMENT
* PARKING STATEMENT * COMPOUND WALL DETAILS
* SEPTIC TANK & SOAK PIT SECTION
* SECTION OF S.W. DRAIN LINE / COMPOUND WALL
* ECCENTRIC FOOTING DETAILS
* COMPOUND WALL DETAILS * U.G. TANK DETAILS
* TYPICAL GATE DETAILS.

CERTIFICATE OF AREA

Certified that the plot under reference was surveyed by me on 20 - 06 - 2014 and the dimensions of side etc of plot stated on plan area as measured on site and the area so worked out tallies with the area stated in document of Ownership /T.P.Scheme Records /Land Records Department /City Survey Records.

RAMESH NARAYAN PATIL
BARSUBAI KANA GOWARI
MANDA PANDHARINATH PATIL
MEENNATH RAMCHANDRA PATIL
RATAN HASHA GOWARI (SIGNATURE OF OWNERS)
AR.SWAPNIL KALYANKAR (SIGNATURE OF ARCHITECT)

NAME & SIGNATURES OF THE OWNERS

RAMESH NARAYAN PATIL
BARSUBAI KANA GOWARI
MANDA PANDHARINATH PATIL
RATAN HASHA GOWARI
MEENNATH RAMCHANDRA PATIL

NAME & SIGNATURE OF ARCHITECT

SWAPNIL KALYANKAR ARCHITECT CA/2010/47491

AR.SWAPNIL KALYANKAR
(REG. NO.- CA/2010/47491)

DESCRIPTION OF PROPOSAL & PROPERTY
PROPOSED RESIDENTIAL BUILDING ON G.NO.119/1, AT- VICHUMBE ,TALUKA -PANVEL, DIST. -RAIGAD.

JOB NO.	S.A./ 33
DWG. NO.	S.A./ 33 /01
DATE	03.02.2015
SCALE	1: 100 ,1:200,1: 500,1: 5000, N.T.S.
CHKD BY	SWAPNIL KALYANKAR

NOTARY R. C. DIGPAL AREA GREATER BOMBAY & NEW BOMBAY 980/97 GOVT. OF INDIA

ATTESTED BY ME
CERTIFIED TRUE COPY
R. C. DIGPAL
ADVOCATE & NOTARY
MUMBAI

SKYLINE ASSOCIATES
97 57 08 5128 / 99 87 59 6001
2'nd Floor, 'D'-wing Siddhanth Market,
Near Rupali Theatre,
Panvel - 410 206. Tel.022-27468533

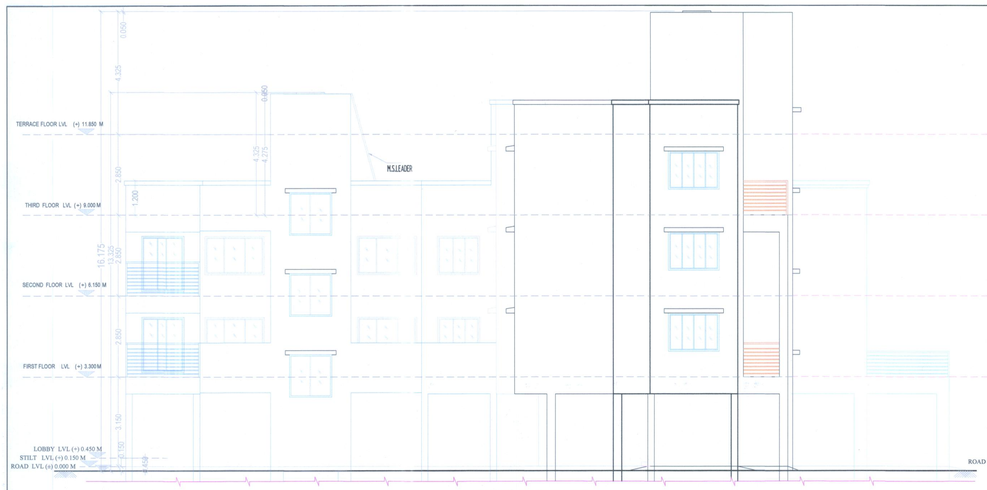

ROADSIDE ELEVATION SCALE - 1:100

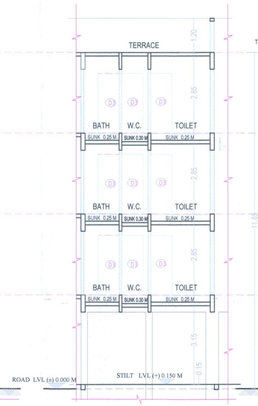

SECTION AT- " C- C' " SCALE - 1:100

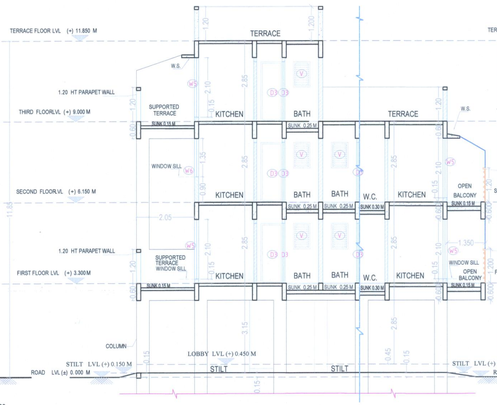

SECTION AT- " B-B' " SCALE - 1:100

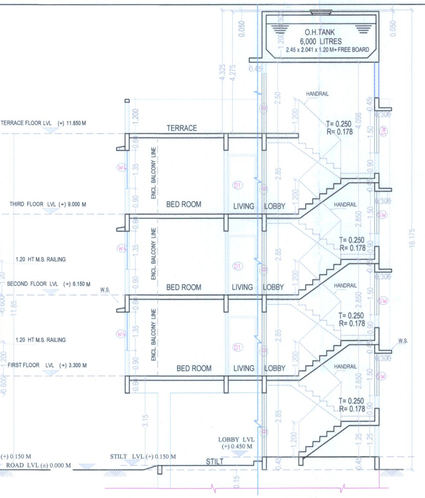

SCALE - 1:100 SECTION AT " A-A' "

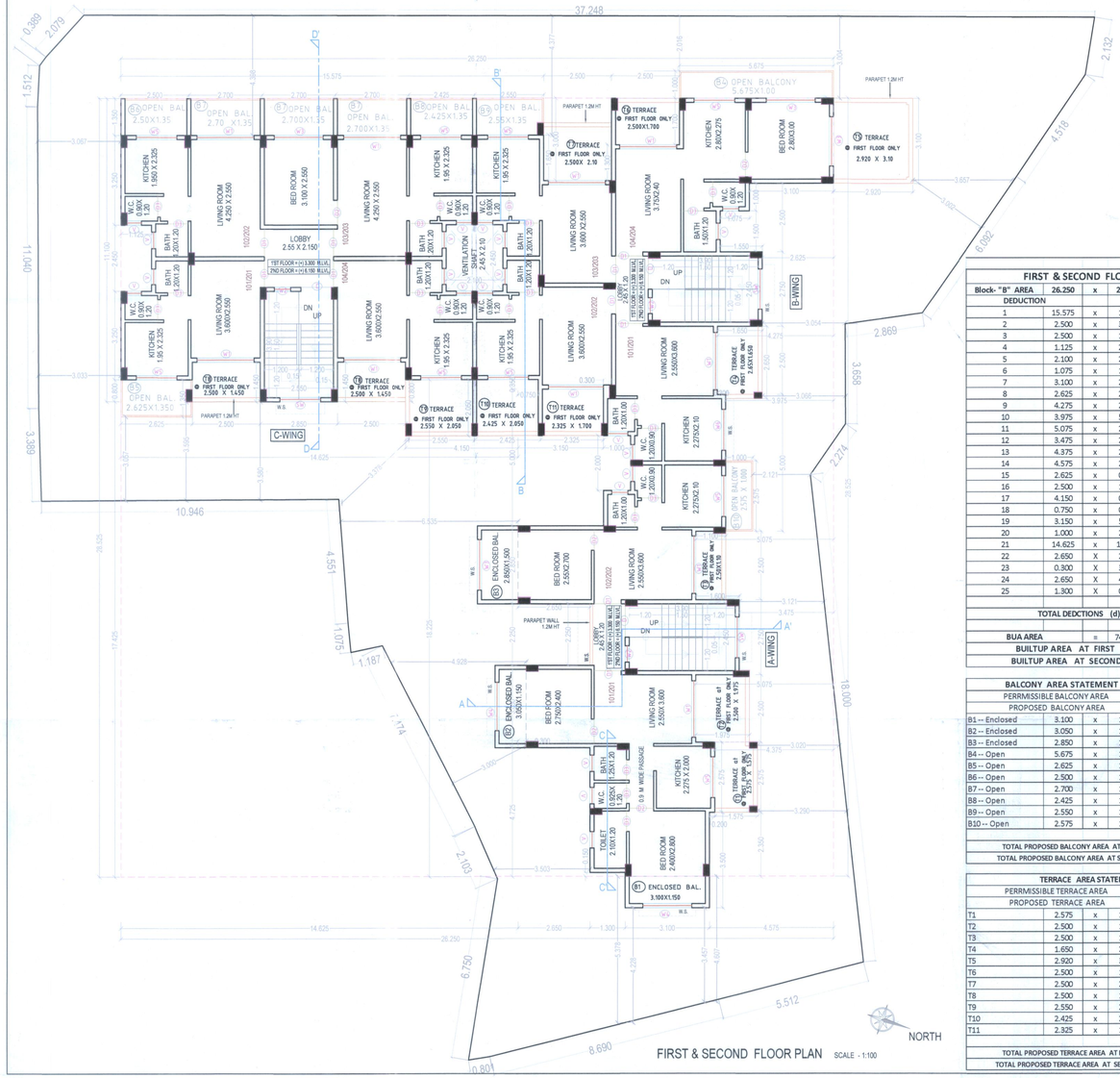

FIRST & SECOND FLOOR PLAN SCALE - 1:100

FIRST & SECOND FLOOR BUA CALCULATION							
Block- "B" AREA	26.250	x	28.525			=	748.781
DEDUCTION							
1	15.575	x	1.350	x	1	=	21.026
2	2.500	x	3.000	x	1	=	7.500
3	2.500	x	1.700	x	1	=	4.250
4	1.125	x	2.450	x	1	=	2.756
5	2.100	x	2.450	x	1	=	5.145
6	1.075	x	1.500	x	1	=	1.612
7	3.100	x	2.500	x	1	=	7.750
8	2.625	x	2.750	x	1	=	7.218
9	4.275	x	2.500	x	1	=	10.687
10	3.975	x	5.000	x	1	=	19.875
11	5.075	x	2.500	x	2	=	25.375
12	3.475	x	2.750	x	1	=	9.556
13	4.375	x	2.575	x	1	=	11.265
14	4.575	x	2.350	x	1	=	10.751
15	2.625	x	0.800	x	1	=	2.100
16	2.500	x	1.450	x	2	=	7.250
17	4.150	x	0.800	x	1	=	3.320
18	0.750	x	0.350	x	1	=	0.262
19	3.150	x	5.000	x	1	=	15.750
20	1.000	x	2.000	x	1	=	2.000
21	14.625	x	17.425	x	1	=	254.840
22	2.650	X	2.250	x	1	=	5.962
23	0.300	X	3.050	x	1	=	0.915
24	2.650	X	4.725	x	1	=	12.521
25	1.300	X	0.150	x	1	=	0.195
TOTAL DEDCTIONS (d)						=	449.881
BUA AREA		=	748.781	-	449.881	=	298.900
BUILTUP AREA AT FIRST FLOOR						=	**298.900**
BUILTUP AREA AT SECOND FLOOR						=	**298.900**

BALCONY AREA STATEMENT FOR FIRST & SECOND FLOOR							
PERRMISSIBLE BALCONY AREA				=	298.900	x 15% =	44.835
PROPOSED BALCONY AREA				=			44.165
B1 -- Enclosed	3.100	x	1.150	x	1	=	3.565
B2 -- Enclosed	3.050	x	1.150	x	1	=	3.507
B3 -- Enclosed	2.850	x	1.500	x	1	=	4.275
B4 -- Open	5.675	x	1.000	x	1	=	5.675
B5 -- Open	2.625	x	1.350	x	1	=	3.543
B6 -- Open	2.500	x	1.350	x	1	=	3.375
B7 -- Open	2.700	x	1.350	x	3	=	10.935
B8 -- Open	2.425	x	1.350	x	1	=	3.273
B9 -- Open	2.550	x	1.350	x	1	=	3.442
B10 -- Open	2.575	x	1.000	x	1	=	2.575
TOTAL						=	44.165
TOTAL PROPOSED BALCONY AREA AT FIRST FLOOR						=	**44.165**
TOTAL PROPOSED BALCONY AREA AT SECOND FLOOR						=	**44.165**

TERRACE AREA STATEMENT FOR FIRST FLOOR							
PERRMISSIBLE TERRACE AREA				=	298.900	x 20% =	59.780
PROPOSED TERRACE AREA				=			56.066
T1	2.575	x	1.575	x	1	=	4.055
T2	2.500	x	1.975	x	1	=	4.937
T3	2.500	x	1.100	x	1	=	2.750
T4	1.650	x	2.650	x	1	=	4.372
T5	2.920	x	3.100	x	1	=	9.052
T6	2.500	x	1.700	x	1	=	4.250
T7	2.500	x	2.100	x	1	=	5.250
T8	2.500	x	1.450	x	2	=	7.250
T9	2.550	x	2.050	x	1	=	5.227
T10	2.425	x	2.050	x	1	=	4.971
T11	2.325	x	1.700	x	1	=	3.952
TOTAL						=	56.066
TOTAL PROPOSED TERRACE AREA AT FIRST FLOOR						=	**56.066**
TOTAL PROPOSED TERRACE AREA AT SECOND FLOOR						=	**NIL**

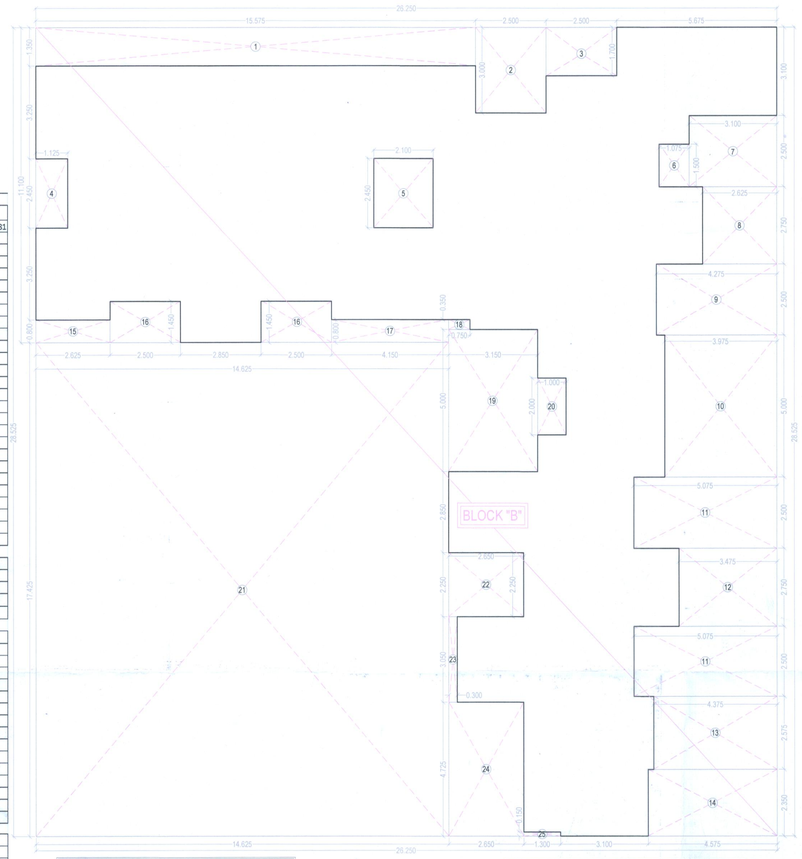

FIRST & SECOND FLOOR AREA DIAGRAM SCALE - 1:100

DOOR / WINDOW SCHEDULE			
OPENING	SIZE	SILL AT	DESCRIPTION
D	1.20 X 2.25	0.00	COLLAPSIBLE GATE
D1	1.00 X 2.10	0.00	T.W. FRAMED PANELLED DOOR
D2	0.90 X 2.10	0.00	T.W. FRAMED PANELLED DOOR
D3	0.75 X 2.10	0.00	FLUSHED TOILET DOOR
W1	2.10 X 2.10	0.15	AL. SLD. WINDOW
W2	2.10 X 1.35	0.90	AL. SLD. WINDOW
W3	1.80 X 2.10	0.00	AL. SLD. WINDOW
W4	1.80 X 1.35	0.90	AL. SLD. WINDOW
W5	1.50 X 2.10	0.00	AL. SLD. WINDOW
W6	1.50 X 1.35	0.90	AL. SLD. WINDOW
V	0.60 X 0.90	1.20	LOUVERED WINDOW
SW	1.50 X 1.50	0.90	AL. SLD. STAIR WINDOW

STAMP OF APPROVAL

DEVELOPMENT PERMISSION GRANTED
Subject to the conditions mentioned
in this office's letter No.:
CIDCO/NAINA/PANVEL/VICHUMBE/TP-123/C.C.C/2015/2372
Dated 06 FEB 2015
Associate Planner (NAINA)

ATTESTED BY ME
CERTIFIED TRUE COPY
R. C. DIGPAL
ADVOCATE & NOTARY
MUMBAI

NOTARY R. C. DIGPAL AREA GREATER BOMBAY & NAVI MUMBAI GOV. OF INDIA

NOTES :-
1) ALL EXTERNAL WALL ARE 0.15 M. THK BRICK WALLS .
2) ALL INTERNAL WALL ARE 0.10 M. THK BRICK WALLS .

CONTENT OF SHEET NO.- 2 :-
FIRST & SECOND FLOOR PLAN , BUA CALCULATION, ELEVATION , SECTIONS, DOOR & WINDOW SCHEDULE.

NAME & SIGNATURES OF THE OWNERS

RAMESH NARAYAN PATIL
BARSUBAI KANA GOWARI
MANDA PANDHARINATH PATIL
RATAN HASHA GOWARI
MEENNATH RAMCHANDRA PATIL

NAME & SIGNATURE OF ARCHITECT

SWAPNIL KALYANKAR
ARCHITECT
CA/2010/47491
AR.SWAPNIL KALYANKAR
(REG. NO.- CA/2010/47491)

DESCRIPTION OF PROPOSAL & PROPERTY
PROPOSED RESIDENTIAL BUILDING ON G.NO.119/1,
AT- VICHUMBE ,TALUKA -PANVEL, DIST. -RAIGAD.

JOB NO.	S.A / 33
DWG. NO.	S.A / 33 / 01
DATE	03.02.2015
SCALE	1: 100
CHKD BY	SWAPNIL KALYANKAR

SKYLINE ASSOCIATES
97 57 08 5128 / 99 87 59 6001
2'nd Floor, 'D'-wing Siddhanth Market,
Near Rupali Theatre,
Panvel - 410 206. Tel.022-27468533

STAMP OF APPROVAL

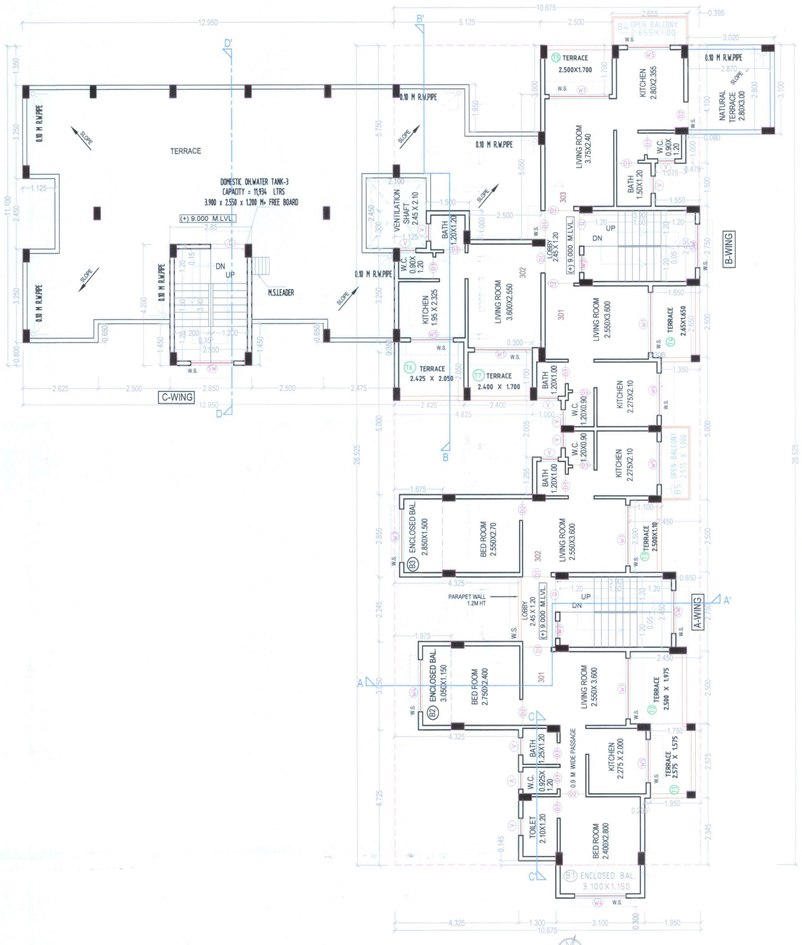

DOOR / WINDOW SCHEDULE

OPENING	SIZE	SILL AT	DESCRIPTION
D	1.20 X 2.25	0.00	COLLAPSIBLE GATE
D1	1.00 X 2.10	0.00	T.W. FRAMED PANELLED DOOR
D2	0.90 X 2.10	0.00	T.W. FRAMED PANELLED DOOR
D3	0.75 X 2.10	0.00	FLUSHED TOILET DOOR
W1	2.10 X 2.10	0.15	AL. SLD. WINDOW
W2	2.10 X 1.35	0.90	AL. SLD. WINDOW
W3	1.80 X 2.10	0.00	AL. SLD. WINDOW
W4	1.80 X 1.35	0.90	AL. SLD. WINDOW
W5	1.50 X 2.10	0.00	AL. SLD. WINDOW
W6	1.50 X 1.35	0.90	AL. SLD. WINDOW
V	0.60 X 0.90	1.20	LOUVERED WINDOW
SW	1.50 X 1.50	0.90	AL. SLD. STAIR WINDOW

THIRD FLOOR BUA CALCULATION

Block- "C" AREA	10.675	x	28.525			=	304.504
DEDUCTION							
1	5.125	x	5.750	x	1	=	29.468
2	2.500	x	1.700	x	1	=	4.250
3	0.395	x	3.100	x	1	=	1.224
4	0.475	x	1.000	x	1	=	0.475
5	1.550	x	1.500	x	1	=	2.325
6	1.125	x	1.300	x	1	=	1.462
7	2.500	x	1.000	x	1	=	2.500
8	2.425	x	0.350	x	1	=	0.848
9	4.825	x	5.000	x	1	=	24.125
10	1.000	x	2.005	x	1	=	2.005
11	1.675	x	2.855	x	1	=	4.782
12	4.325	x	2.245	x	1	=	9.709
13	1.975	x	3.050	x	1	=	6.023
14	4.325	x	4.725	x	1	=	20.435
15	1.300	x	0.145	x	1	=	0.188
16	1.650	x	2.500	x	1	=	4.125
17	1.350	x	5.000	x	1	=	6.750
18	2.450	x	2.500	x	1	=	6.125
19	0.850	x	2.750	x	1	=	2.337
20	2.450	x	2.500	x	1	=	6.125
21	1.750	x	2.575	x	1	=	4.506
22	1.950	x	2.345	x	1	=	4.572
TOTAL DEDCTIONS						=	144.359
BUA AREA		=	304.504	-	144.359	=	160.145
BUILTUP AREA THIRD FLOOR						=	160.145

BALCONY AREA STATEMENT FOR THIRD FLOOR

PERRMISSIBLE BALCONY AREA				=	160.145	x 15 % =	24.021
PROPOSED BALCONY AREA				=			16.577
B1 -- Enclosed	3.100	x	1.150	x	1	=	3.565
B2-- Enclosed	3.050	x	1.150	x	1	=	3.507
B3-- Enclosed	2.850	x	1.500	x	1	=	4.275
B4-- OPEN	2.655	x	1.000	x	1	=	2.655
B5-- OPEN	2.575	x	1.000	x	1	=	2.575
TOTAL PROPOSED BALCONY AREA AT THIRD FLOOR						=	16.577

TERRACE AREA STATEMENT FOR THIRD FLOOR

PERRMISSIBLE TERRACE AREA				=	160.145	x 20 % =	32.029
PROPOSED TERRACE AREA				=			29.415
T1	2.575	x	1.575	x	1	=	4.055
T2	2.500	x	1.975	x	1	=	4.937
T3	2.500	x	1.100	x	1	=	2.750
T4	2.650	x	1.650	x	1	=	4.372
T5	2.500	x	1.700	x	1	=	4.250
T6	2.425	x	2.050	x	1	=	4.971
T7	2.400	x	1.700	x	1	=	4.080
TOTAL PROPOSED TERRACE AREA AT THIRD FLOOR						=	29.415

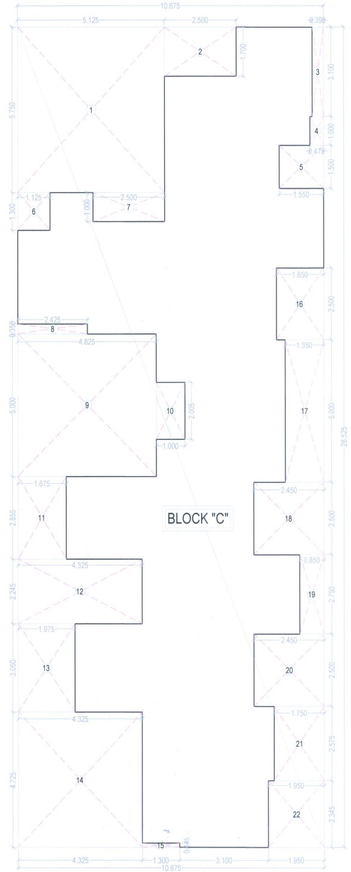

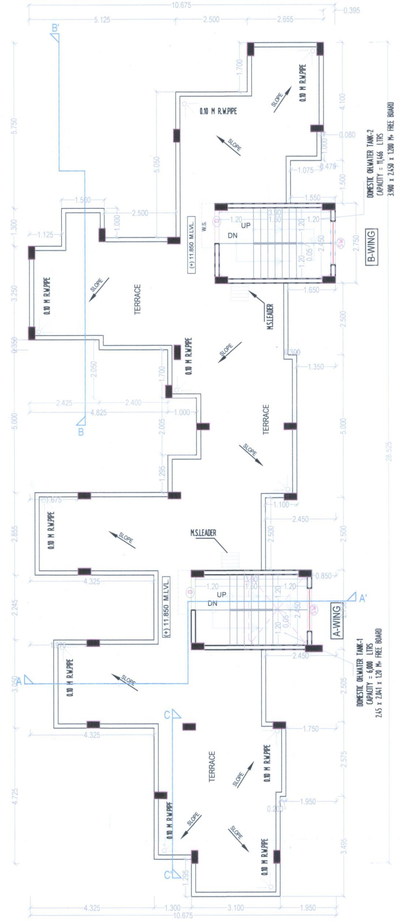

TERRACE FLOOR PLAN SCALE - 1:100

DEVELOPMENT PERMISSION GRANTED
Subject to the conditions mentioned in this office's letter No.:
CIDCO/NAINA/Panvel/Vichumbe/BP-123/CC/2015/2372
Dated 06 FEB 2015
Associate Planner (NAINA)

NOTES :-
1) ALL EXTERNAL WALL ARE 0.15 M. THK BRICK WALLS .
2) ALL INTERNAL WALL ARE 0.10 M. THK BRICK WALLS .

CONTENT OF SHEET NO.- 3 :-

THIRD FLOOR PLAN , THIRD FLOOR BUA CALCULATION, TERRACE FLOOR PLAN, DOOR & WINDOW SCHEDULE.

NAME & SIGNATURES OF THE OWNERS

RAMESH NARAYAN PATIL
BARSUBAI KANA GOWARI
MANDA PANDHARINATH PATIL
RATAN HASHA GOWARI
MEENNATH RAMCHANDRA PATIL

NAME & SIGNATURE OF ARCHITECT

SWAPNIL KALYANKAR
ARCHITECT
CA/2010/47491

AR.SWAPNIL KALYANKAR
(REG. NO.- CA/2010/47491)

DESCRIPTION OF PROPOSAL & PROPERTY:
PROPOSED RESIDENTIAL BUILDING ON G.NO.119/1, AT- VICHUMBE ,TALUKA -PANVEL, DIST. -RAIGAD.

JOB NO.	S.A./ 33
DWG. NO.	S.A./ 33 / 01
DATE	03.02.2015
SCALE	1: 100
CHKD BY	SWAPNIL KALYANKAR

SKYLINE ASSOCIATES
97 57 08 5128 / 99 87 59 6001
2'nd Floor, 'D'-wing Siddhanth Market,
Near Rupali Theatre,
Panvel - 410 206. Tel.022-27468533

3/3

CERTIFIED TRUE COPY
ATTESTED BY ME
R. C. DIGPAL
ADVOCATE & NOTARY
MUMBAI

NOTARY R. C. DIGPAL AREA GREATER BOMBAY & NAVI MUMBAI 980/97 GOVT. OF INDIA