STAMP OF APPROVAL

DEVELOPMENT PERMISSION GRANTED Subject to the conditions mentioned in this office's letter No.: CIDCO/NAINA/ 2017/ 1 … / 1 … / 2017/ 429 Dated 22 JUN 2017 Associate Planner (NAINA)

1/5

PROFORMA I

			AREA STATEMENT	IN SQ.M.
A	1		(a) AREA OF PLOT (AS PER 7/12 EXTRACT)	2500.00
			(b) AREA OF PLOT AS PER TRIANGULATION OF MEASURMENT PLAN OF LAND RECORD OFFICE	2486.47
			AREA OF PLOT CONSIDERED LEAST OF (a) AND (b)	2486.47
	2		DEDUCTION FOR	
		a	ROAD WIDENING AREA UNDER HIGHWAY SETBACK	57.73
		b	PROPOSED ROAD	NIL
		C	AREA UNDER RESERVATION IF ANY	NIL
			TOTAL (a+b+c)	57.73
	3		GROSS AREA OF PLOT (1-2)	2428.74
	4		DEDUCTION FOR AMENITY SPACE IF ANY	NIL
	5		R.G / OPEN SPACE REQUIRED 10% OF 1 (a)	NIL
	6		NET AREA OF PLOT = (3-4)	2428.74
	7		PLOT AREA WITHIN URBAN VILLAGE BOUNDARY	2428.74
	8		PERMISSIBLE FSI ON PLOT AREA OF PLOT WITHIN URBAN VILLAGE BOUNDARY	1.0
	9		PERMISSIBLE BUILT UP AREA (7 X 8)	2428.74
	10		R.G OPEN SPACE PROVIDED	NIL
	11		PROPOSED BUILT UP AREA	2428.06
	12		BALANCED BUILT UP AREA (9-11)	0.68
	13		FSI CONSUMED (11/9)	0.9997
	14		FSI BALANCE (9-11)	0.0003
	15		NO. OF UNIT PROPOSED	
			a. RESIDENTIAL	56
			b. CONVENIENT SHOPPING	21
	16		PROPOSED TREE PLANTATION (1no per 100sq.m plot)	25
B			BALCONY AREA STATEMENT	*
C			TDR	NA
D			PARKING STATEMENT	**
E			LOADING/UNLOADING SPACES	-

SEPTIC TANK CALCULATION

DESCRIPTION	POPULATION/ UNIT	TOTAL POPULATION	COLD WATER REQUIREMENT				GROSS WATER	% FLOW TO SEWER		TOTAL REQUIRED CAPACITY	TOTAL PROPOSED CAPACITY
DOMESTIC WATER			FLUSHING (A)		DOMESTIC (B)		(A) + (B)	FLUSHING 100%	DOMESTI C 85%		
			LPD	LPD	LPD	LPD	LPD	LPD	LPD	LPD	LPD
FLATS (56)	5.00	280.00	54.00	15120	135	37800	52920	15120	32130	47250.00	49860.00

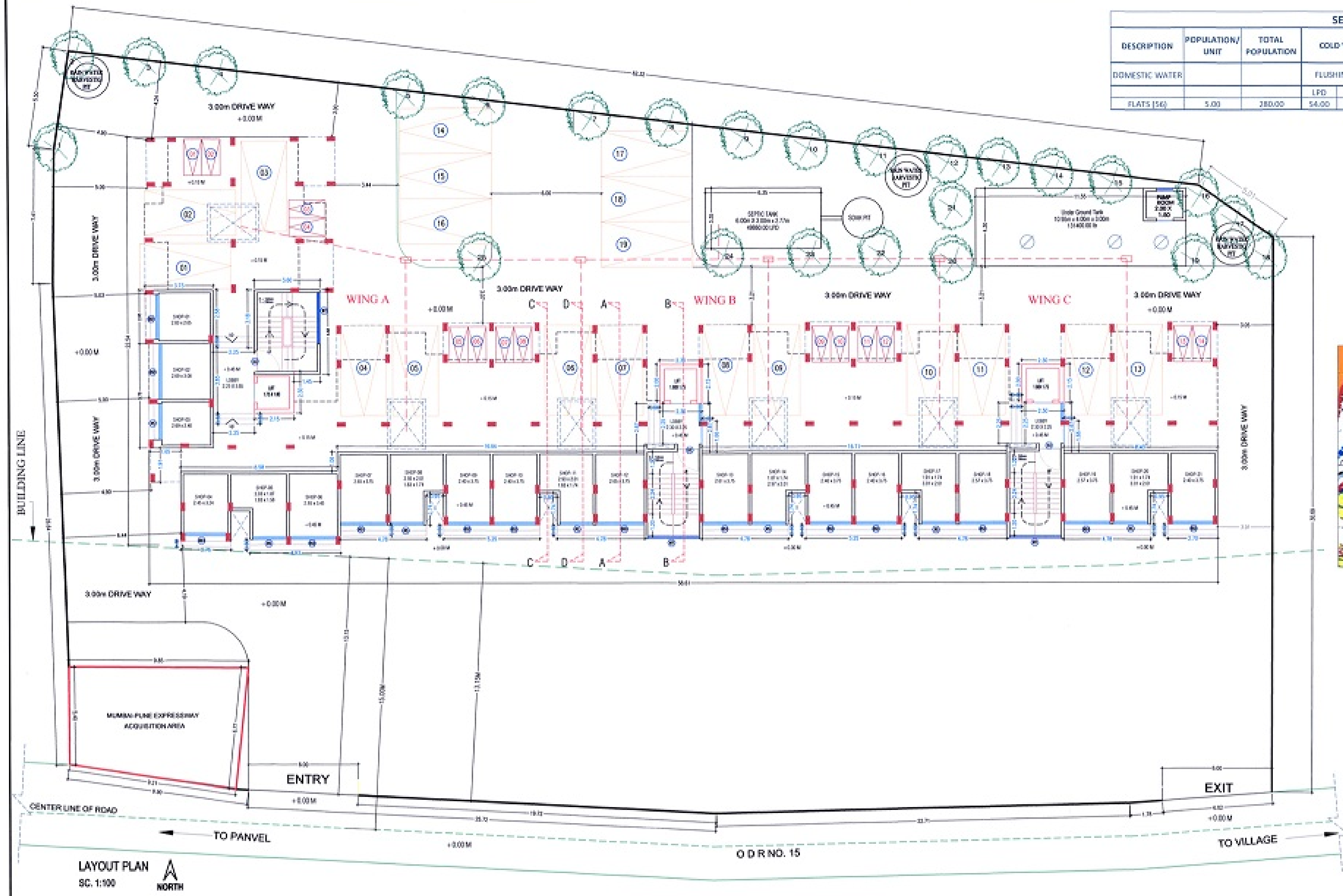

LAYOUT PLAN
SC. 1:100
NORTH

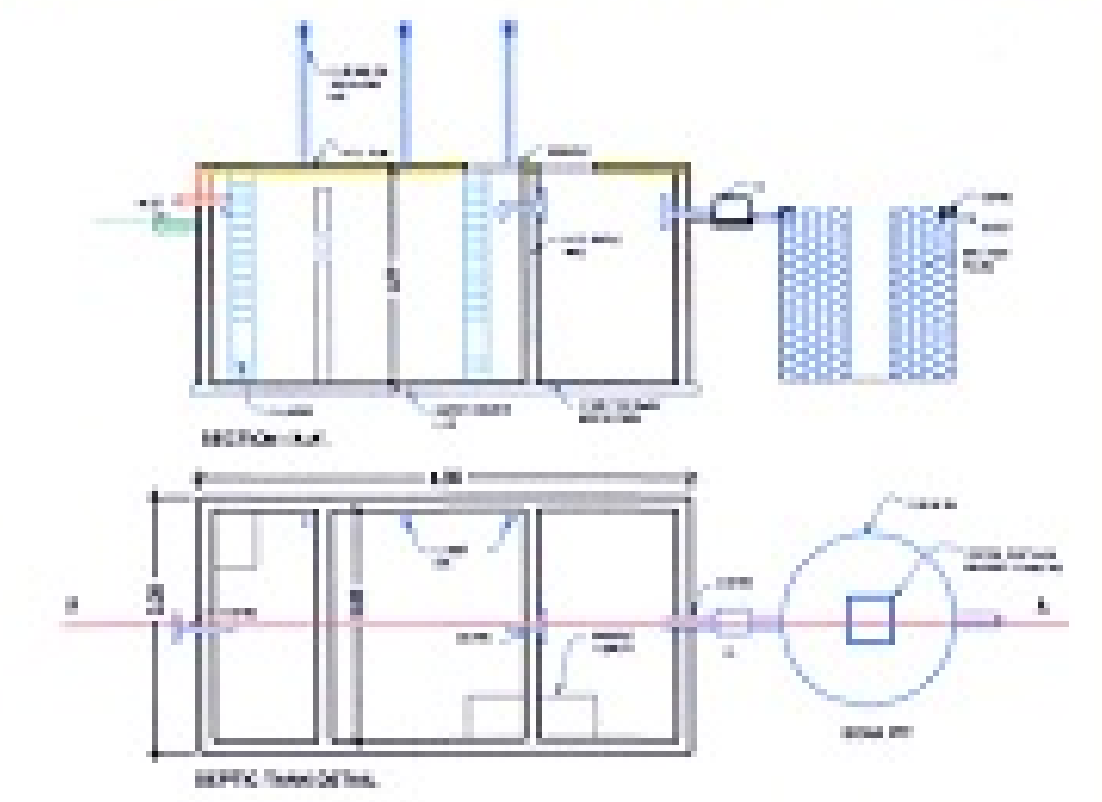

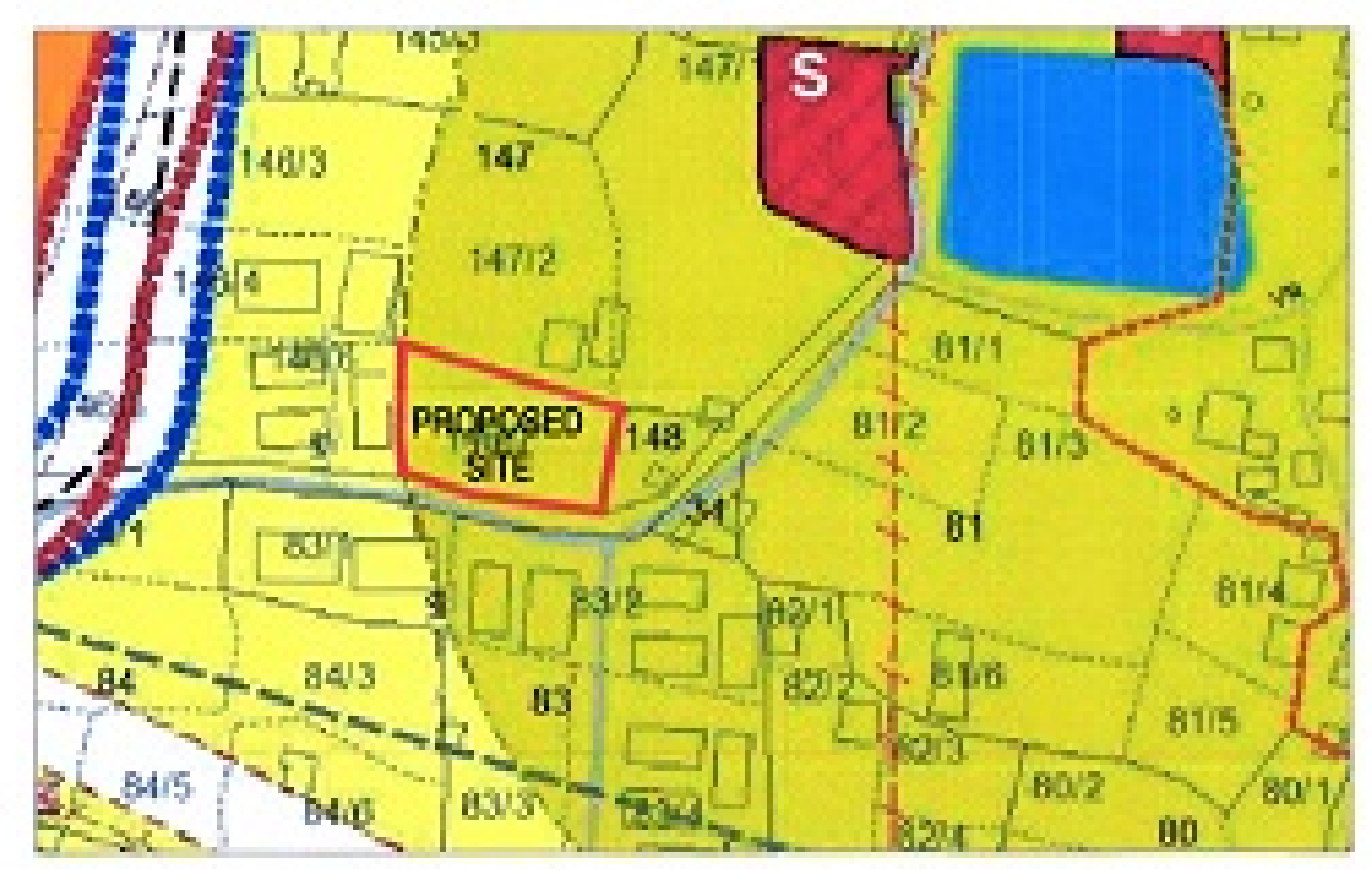

LOCATION PLAN
SCALE = 1:2000
NORTH

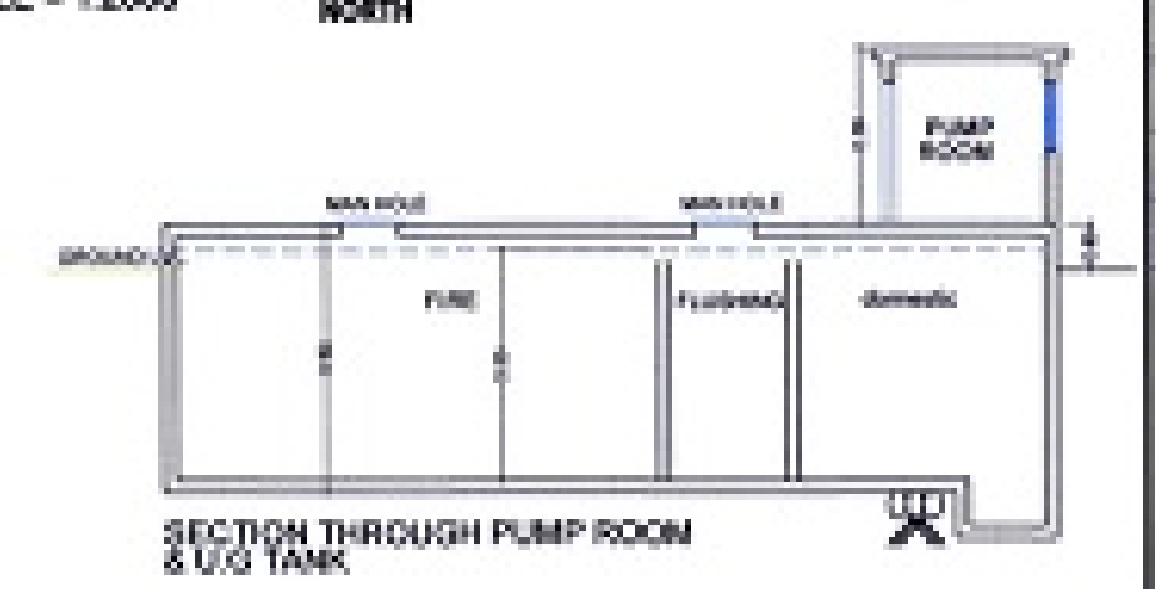

SECTION THROUGH PUMP ROOM & U/G TANK

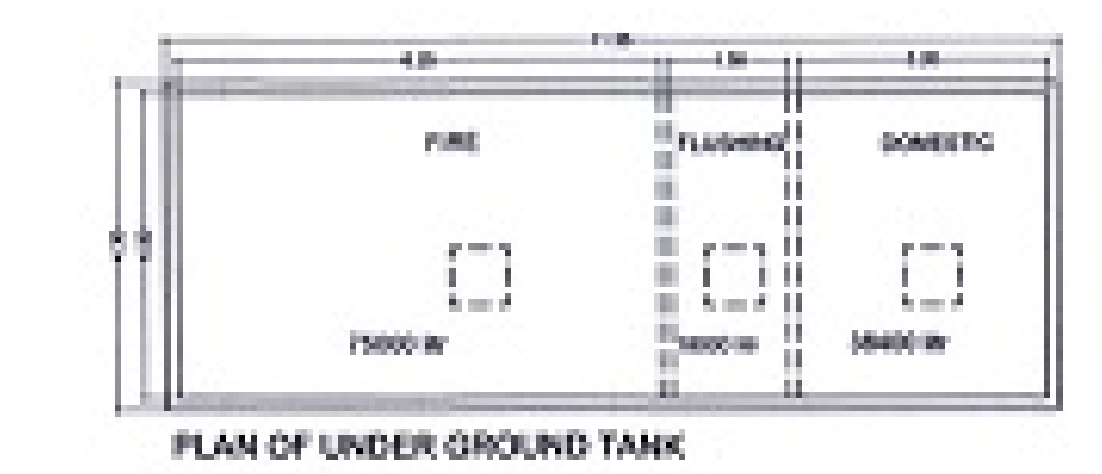

PLAN OF UNDER GROUND TANK

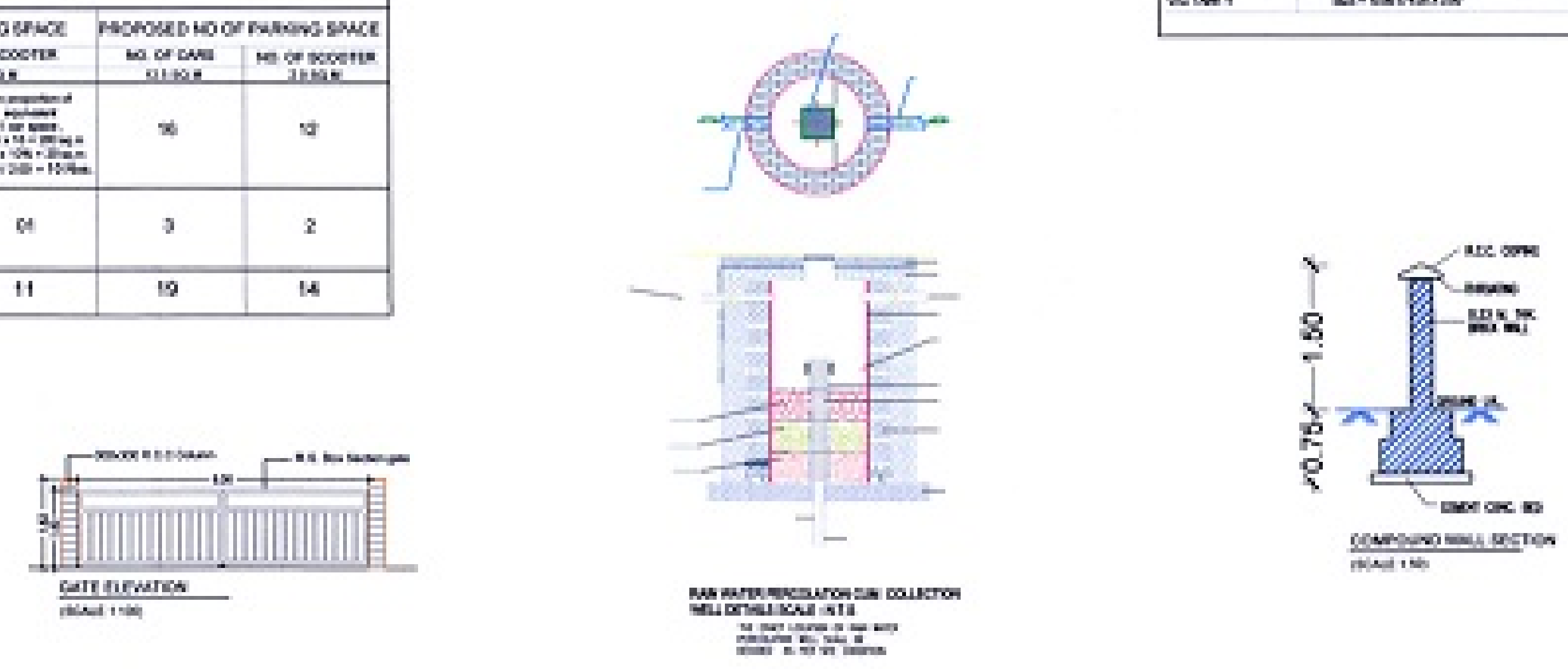

COMPOUND WALL SECTION

GATE ELEVATION

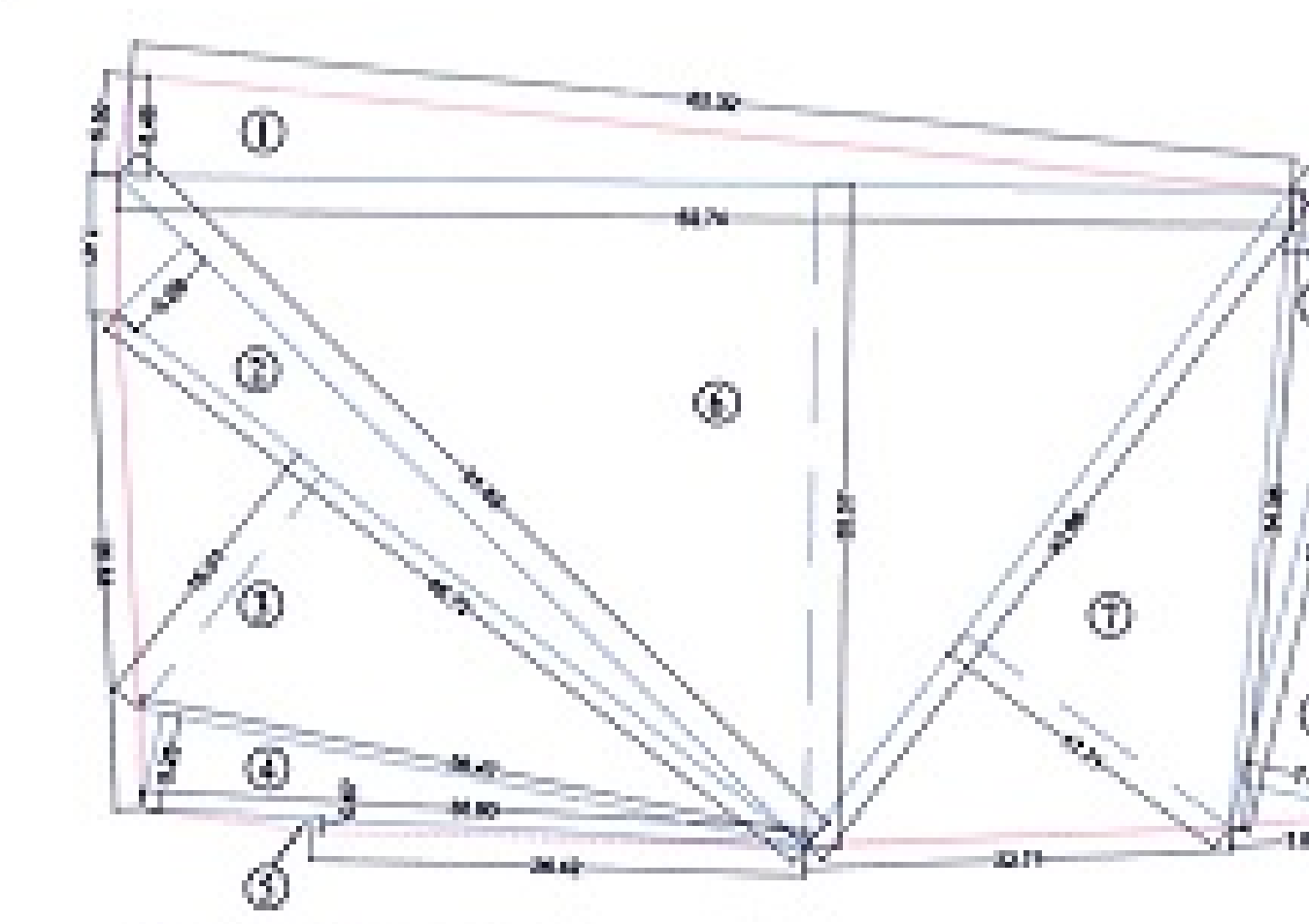

PLOT AREA CALCULATIONS
SC. 1:400

NORTH

TENAMENT AREA STATEMENT GROUND

FLOOR	SHOP NO.	CARPET AREA IN SQ.M	BUILT UP AREA IN SQ.M
GROUND	1	7.51	9.01
	2	8.28	9.65
	3	6.45	7.84
	4	7.95	9.58
	5	8.56	10.15
	6	9.14	10.56
	7	9.94	11.44
	8	9.87	10.70
	9	9.00	10.45
	10	9.00	10.46
	11	9.87	10.69
	12	9.84	11.36
	13	9.79	11.20
	14	9.22	10.85
	15	9.00	10.46
	16	9.00	10.46
	17	9.37	11.02
	18	9.64	11.03
	19	9.64	11.03
	20	9.37	11.05
	21	9.00	10.76

TENAMENT AREA STATEMENT 1ST FLOOR

WING	FLOOR	FLAT NO.	CARPET AREA IN SQ.M	ENCL. BAL. IN SQ.M	BUILT UP AREA IN SQ.M
A	1ST FLOOR	1	27.5	0	31.52
		2	25.9	1.38	31.46
		3	25.9	1.34	31.88
		4	25.9	1.34	31.88
		5	27.64	0	31.88
		6	29.84	0	34.42
B	1ST FLOOR	1	25.9	1.34	31.88
		2	25.9	1.34	31.88
		3	27.64	0	31.88
		4	27.64	0	31.88
C	1ST FLOOR	1	25.9	1.34	31.88
		2	25.9	1.34	31.88
		3	27.64	0	31.88
		4	27.64	0	31.88

TENAMENT AREA STATEMENT 2ND TO 4TH FLOOR

WING	FLOOR	FLAT NO.	CARPET AREA IN SQ.M	ENCL. BAL. IN SQ.M	BUILT UP AREA IN SQ.M
A	2ND TO 4TH	1	27.3	0	31.52
		2	25.9	1.38	31.46
		3	25.9	1.74	31.88
		4	25.9	1.74	31.88
		5	25.9	1.74	31.88
		6	27.92	1.92	34.42
B	2ND TO 4TH	1	25.9	1.74	31.88
		2	25.9	1.74	31.88
		3	25.9	1.74	31.88
		4	25.9	1.74	31.88
C	2ND TO 4TH	1	25.9	1.74	31.88
		2	25.9	1.74	31.88
		3	25.9	1.74	31.88
		4	25.9	1.74	31.88

** PARKING STATEMENT

TENEMENTS SIZE B/UP AREA	NO OF TENEMENTS	REQUIRED PARKING RATE	REQUIRED NO OF PARKING SPACE			PROPOSED NO OF PARKING SPACE	
			NO. OF CARS 12.5 SQ.M	NO. OF SCOOTER 2.5 SQ.M		NO. OF CARS 12.5 SQ.M	NO. OF SCOOTER 2.5 SQ.M
UP TO 50 SQ.M	56	4 tenements having carpet area upto 35 m each	14	10% of car parking	In proportion of equivalent 1 car space [illegible]	16	12
car parking shall be provided to the extent of 10% percent of the number stipulated above, as visitor car parking subject to minimum of one. (10% VISITORS)			2	2	01	3	2
TOTAL CAR PARKING SPACE			16	2	11	19	14

* ENCL. BALCONY AREA CALCULATION

FLOOR	B/UP AREA IN SQ.M	PERM. BALCONY 15%	PROPOSED ENCLOSED BALCONY IN SQ.M								TOTAL	TOTAL PROPOSED ENCL. BALCONY PER FLOOR
				L		B		NO.		IN SQ.M		
FIRST	532.31	79.85	B	2.13	X	1.10	X	6.00	=	14.06	14.06	15.98
			B1	2.13	X	0.90	X	1.00	=	1.92	1.92	
SECOND	518.04	77.71	B	2.13	X	1.10	X	11.00	=	25.77	25.77	30.25
			B1	2.13	X	0.90	X	1.00	=	1.92	1.92	
			B2	2.13	X	1.20	X	1.00	=	2.56	2.56	
THIRD	518.04	77.71	B	2.13	X	1.10	X	11.00	=	25.77	25.77	30.25
			B1	2.13	X	0.90	X	1.00	=	1.92	1.92	
			B2	2.13	X	1.20	X	1.00	=	2.56	2.56	
FOURTH	518.04	77.71	B	2.13	X	1.10	X	11.00	=	25.77	25.77	30.25
			B1	2.13	X	0.90	X	1.00	=	1.92	1.92	
			B2	2.13	X	1.20	X	1.00	=	2.56	2.56	
TOTAL												106.73

TERRACE AREA CALCULATION

FLOOR	B/UP AREA IN SQ.M	PERM. TERRACE 20%	PROPOSED TERRACE IN SQ.M							TOTAL	TOTAL PROPOSED AREA PER FLOOR
FIRST	532.31	106.46	T1	2.95	X	1.88	X	7	=	38.82	71.68
			T2	2.8	X	1.88	X	5	=	26.32	
			T5	2.65	X	1.28	X	1	=	3.39	
			T6	1.65	X	1.91	X	1	=	3.15	
SECOND	518.04	106.44	T3	2.7	X	2.02	X	2	=	10.91	35.32
			T4	2.63	X	2.02	X	4	=	21.25	
			T7	2.7	X	1.17	X	1	=	3.16	
THIRD	518.04	103.61	T1	2.95	X	1.88	X	7	=	38.82	71.68
			T2	2.8	X	1.88	X	5	=	26.32	
			T5	2.65	X	1.28	X	1	=	3.39	
			T6	1.65	X	1.91	X	1	=	3.15	
FOURTH	518.04	106.44	T8	2.7	X	2.02	X	4	=	21.82	67.48
			T4	2.63	X	2.02	X	8	=	42.50	
			T7	2.7	X	1.17	X	1	=	3.16	
TOTAL											246.16

PLOT AREA CALCULATION BY TRIANGULATION METHOD

DIVISION		BASE		HEIGHT	TOTAL AREA IN SQ.M
1	0.5 X	62.74	X	5.46	171.28
2	0.5 X	51.63	X	5.28	136.30
3	0.5 X	46.72	X	16.01	373.99
4	0.5 X	36.47	X	5.25	95.73
5	0.5 X	35.6	X	0.67	11.93
6	0.5 X	62.74	X	35.57	1115.83
7	0.5 X	43.66	X	17.71	386.61
8	0.5 X	34.36	X	4.6	75.59
9	0.5 X	32.36	X	7.38	119.20
TOTAL PLOT AREA					2486.47

BUILT UP AREA STATEMENT

BUILDING NO.	WING A,B &C
FLOORS	B/UP AREA IN SQ.M
GROUND	341.73
FIRST	532.21
SECOND	518.04
THIRD	518.04
FOURTH	518.04
TOTAL	2428.06

LEGEND:-

SR.NO	ITEM	SITE PLAN ON WHITE PRINT	BUILDING PORTION ON WHITE PRINT
1	PLOT LINE		
2	EXISTING STREET		
3	FUTURE STREET		
4	PERM. BUILDING LINE		
5	MARGINAL OPEN SPACE	NO COLOR	
6	PROPOSED WORK		
7	DRAINAGE & SEWERAGE WORK		
8	WATER SUPPLY WORK		
9	RECREATIONAL SPACE		
10	CAR PARKING		
11	TWO WHEELER PARKING		
11	S.W. DRAIN		

SHEET CONTENT:-

LOCATION PLAN, LAYOUT PLAN, PLOT AREA CALCULATION, SANITARY AND WATER SUPPLY DETAILS, TENEMENT AREA CALCULATION, CARPET AREA CALCULATION, BUILT UP AREA SUMMARY, BALCONY AREA CALCULATION , OVERLAP PLAN & COMPOUND WALL DETAIL ETC.

CERTIFICATE AREA :-

Certified that the plot under reference was surveyed by me on 08/08/2016 and the dimensions of sides etc. of plot stated on plan are as measured on site and the area so worked out tallies with the area stated in document of Ownership/ T.P. Scheme Records/ Land Records Department/City Survey records.

NAME OF OWNER - M/S DIVINE BUILDERS & DEVELOPERS

SIGNETURE
SMT. CHHAYA BHAGUJI ZORE

ARCHITECTS NAME & SIGN
STUDIO ONE ELEVEN
REG. NO. - CA/2006/37527

FORM OF CERTIFICATE :-

I, STUDIO ONE ELEVEN have been employed by the applicant as his Architect / Licensed Engineer / Structural Engineer / Supervisor. I have examined the boundaries and the area of the plot and I do hereby certify that I have personally verified and checked all the statements made by the applicant who is the owner/ lessee in possession of the plot as in the above form and found them to be correct.

ADDRESS - 440 hind rajasthan building, d-phalke road, dadar east, mumbai-14
E-mail - design@soe.asia
Mob. No - [illegible]

ARCHITECTS NAME & SIGN
STUDIO ONE ELEVEN

NAME OF OWNER & SIGNATURE

M/S DIVINE BUILDERS & DEVELOPERS
Through- SMT. CHHAYA BHAGUJI ZORE

DISCRIPTION OF PROPOSAL & PROPERTY

PROPOSED RESIDENTIAL BLDG. ON PLOT
S.NO. 148 H. NO 7
AT VILLAGE CHIKHALE
TAL- PANVEL, DIST- RAIGAD

ARCHITECTS

CONSULTING ARCHITECT
COA .No. CA/2006/37527

STUDIO ONE ELEVEN
440, Hind Rajasthan Building , D-phalke Road,
Dradar East. Mumbai -400014

OWNERS SIGN

ARCHITECTS SIGN

SCALE	DRAWN BY	CHECKED BY	DATE	DRG. NO.
AS SHOWN	SR	KP	22-05-2017	

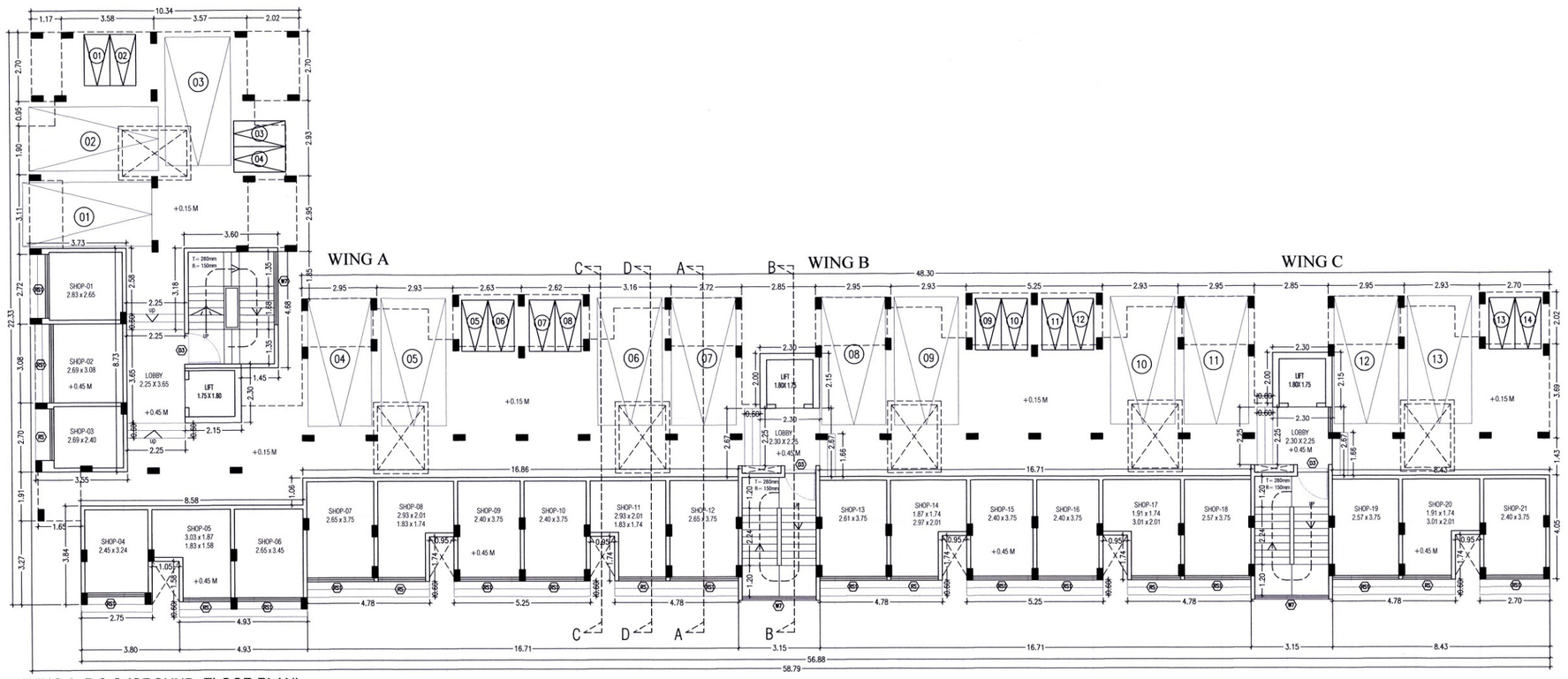

WING A, B & C (GROUND FLOOR PLAN)
SC- 1:100

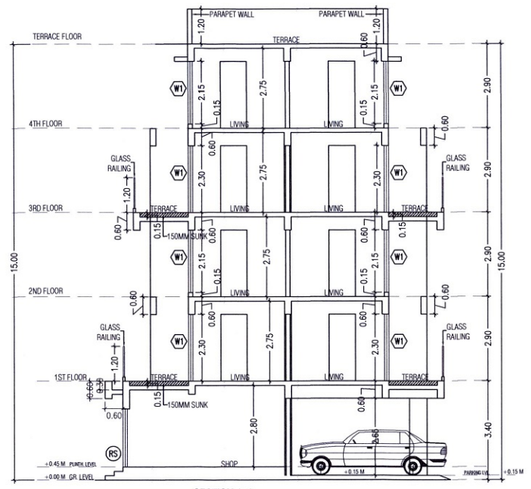

SECTION A-A
SC:- 1:100

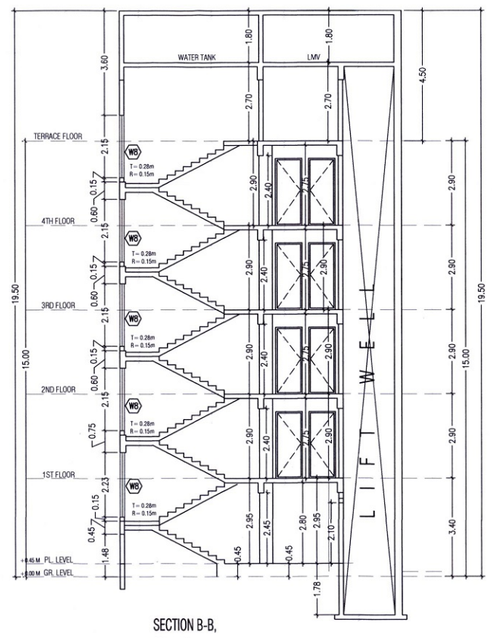

SECTION B-B,
SC:- 1:100

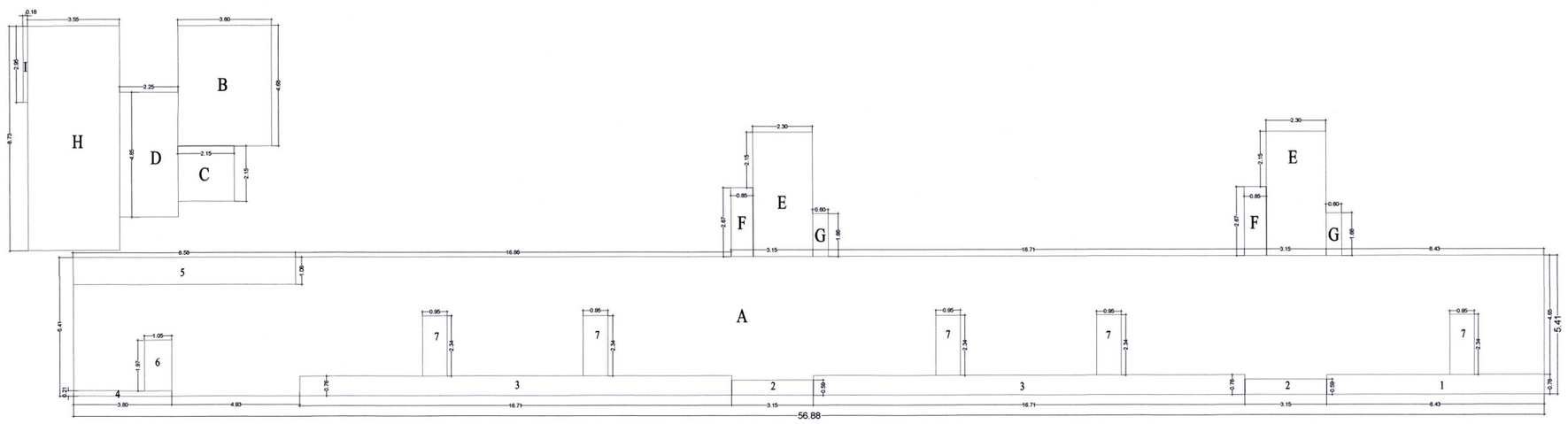

AREA CALCULATION BLOCK PLAN GR.FLOOR WING A , B & C
SC- 1:100

WING A TO C GROUND FLOOR AREA CALCULATION					
DISCRIPTION	LENGTH		WIDTH	NO	AREA IN SQ.M
BLOCK A	56.88	X	5.41	1	307.72
BLOCK B	3.6	X	4.68	1	16.85
BLOCK C	2.15	X	2.15	1	4.62
BLOCK D	2.25	X	4.85	1	10.91
BLOCK E	2.3	X	4.82	2	22.17
BLOCK F	0.85	X	2.67	2	4.54
BLOCK G	0.6	X	1.66	2	1.99
BLOCK H	8.73	X	3.55	1	30.99
BLOCK I	2.95	X	0.18	1	0.53
(A)	TOTAL				400.33
DEDUCTION					
1	8.43	X	0.76	1	6.41
2	3.15	X	0.59	2	3.72
3	16.71	X	0.76	2	25.40
4	3.8	X	0.21	1	0.80
5	8.58	X	1.06	1	9.09
6	1.05	X	1.97	1	2.07
7	0.95	X	2.34	5	11.12
(B)	TOTAL				58.60
GROSS AREA (A - B)					341.73
PROPOSED BUILT-UP AREA					341.73

NORTH

STAMP OF APPROVAL

DEVELOPMENT PERMISSION GRANTED
Subject to the conditions mentioned
in this office's letter No.:
CIDCO/NAINA/ Panvel/Chikhale/BP-235/CC/2017/429
Dated 22 JUN 2017
Associate Planner (NAINA)

2/5

TOTAL UNIT

RESIDENTIAL	56
CONVENIENT SHOPPING	21

SPECIFICATION

EXTERNAL WALL THICK	0.15M
INTERNAL WALL THICK	0.10M

SCHEDULE OF DOOR AND WINDOW

TYPE	SIZE	AREA	DISCRIPTION
D1	0.9 X 2.4	2.16	T.W. PANEL DOOR
D2	0.75 X 2.4	1.80	T.W. PANEL DOOR
D3	1.20 X 2.4	2.88	T.W FIRE RATED DOOR
RS	2.1 X 2.3	4.83	M.S ROLLING SHUTTER
W1	2.49 X 2.3	5.72	ALL. SLIDING WINDOW
W2	2.28 X 2.3	5.24	ALL. SLIDING WINDOW
W3	1.8 X 1.3	2.34	ALL. SLIDING WINDOW
W4	0.60 X 0.6	0.36	ALL. LOUVERED WINDOW
W5	0.60 X 0.6	0.36	ALL. LOUVERED WINDOW
W7	2.75 X 2.23	6.14	STAIRCASE GLAZING
W8	2.75 X 2.15	5.91	STAIRCASE GLAZING
W9	1.5 X 2.3	3.45	ALL. SLIDING WINDOW
W10	1.2 X 2.3	2.76	ALL. SLIDING WINDOW
W11	2.28 X 1.3	2.96	ALL. SLIDING WINDOW
RS	1.8 X 2.3	4.14	ROLLING SHUTTER
RS1	2.4 X 2.3	5.52	ROLLING SHUTTER

LIGHT AND VENTILATION STATEMENT

ROOM	CARPET AREA	1/6 Reqd.	TYPE	AREA IN SQ.M
LIVING	9.05 SQ.M	1.50	W1	5.72
KITCHEN	4.68 SQ.M	0.78	W3	2.34
BED ROOM	8.20 SQ.M	1.37	W2, W11	5.24, 2.96
BATH	1.31 SQ.M	0.22	W4	0.36
W.C	1.20 SQ.M	0.20	W5	0.36

SHEET CONTENT:-

GROUND FLOOR PLAN , GROUND FLOOR AREA CALCULATION, SECTIONS & VENTILATION STATEMENT

CERTIFICATE AREA :-

Certified that the plot under reference was surveyed by me on 08/08/2016 and the dimensions of sides etc. of plot stated on plan are as measured on site and the area so worked out tallies with the area stated in document of Ownership/ T.P. Scheme Records/ Land Records Department/City Survey records.

NAME OF OWNER - M/S DIVINE BUILDERS & DEVELOPERS

SIGNETURE
SMT. CHHAYA BHAGUJI ZORE

ARCHITECTS NAME & SIGN
STUDIO ONE ELEVEN
REG. NO - CA/2006/37527

FORM OF CERTIFICATE :-

I, STUDIO ONE ELEVEN have been employed by the applicant as his Architect / Licensed Engineer / Structural Engineer / Supervisor. I have examined the boundaries and the area of the plot and I do hereby certify that I have personally verified and checked all the statements made by the applicant who is the owner/ lessee in possession of the plot as in the above form and found them to be correct.

ADDRESS - 440 hrd center, d-phalke road, dadar east, mumbai-14
E-mail - design@soe.asia
Mob. No - 8080905007

ARCHITECTS NAME & SIGN
STUDIO ONE ELEVEN
REG. NO - CA/2006/37527

NAME OF OWNER & SIGNATURE

M/S DIVINE BUILDERS & DEVELOPERS
Through- SMT. CHHAYA BHAGUJI ZORE

DISCRIPTION OF PROPOSAL & PROPERTY

PROPOSED RESIDENTIAL BLDG. ON PLOT
S.NO. 146 H. NO 7
AT VILLAGE CHIKHALE
TAL- PANVEL, DIST- RAIGAD

ARCHITECTS

CONSULTING ARCHITECT
COA .No. CA/2006/37527
STUDIO ONE ELEVEN
440. Hind Rajasthan Building , D-phalke Road,
Deadar East. Mumbai -400014

OWNERS SIGN

ARCHITECTS SIGN

SCALE	DRAWN BY	CHECKED BY	DATE	DRG. NO.
AS SHOWN	SR	KP	22-05-2017	

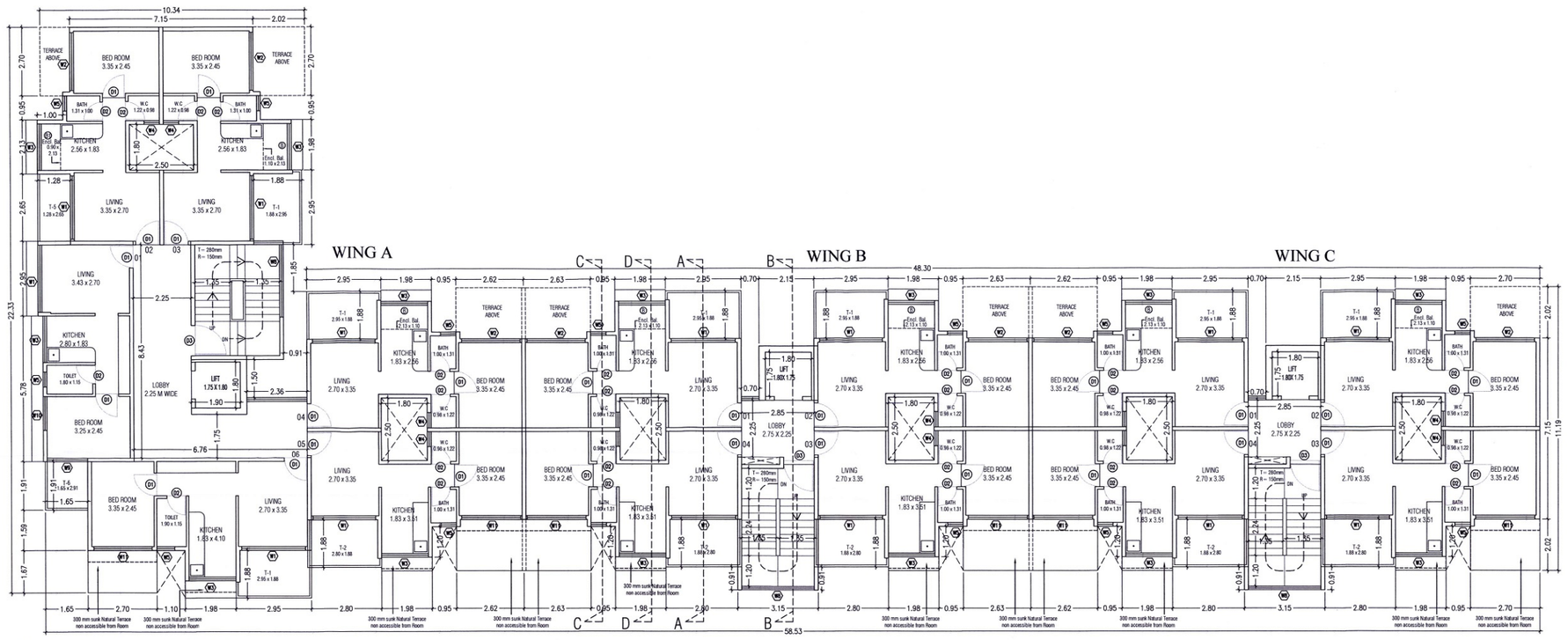

WING A, B & C (1ST FLOOR PLAN)
SC- 1:100

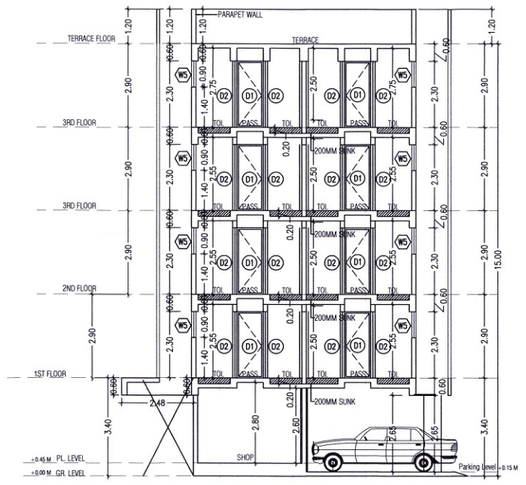

SECTION C-C,
SC- 1:100

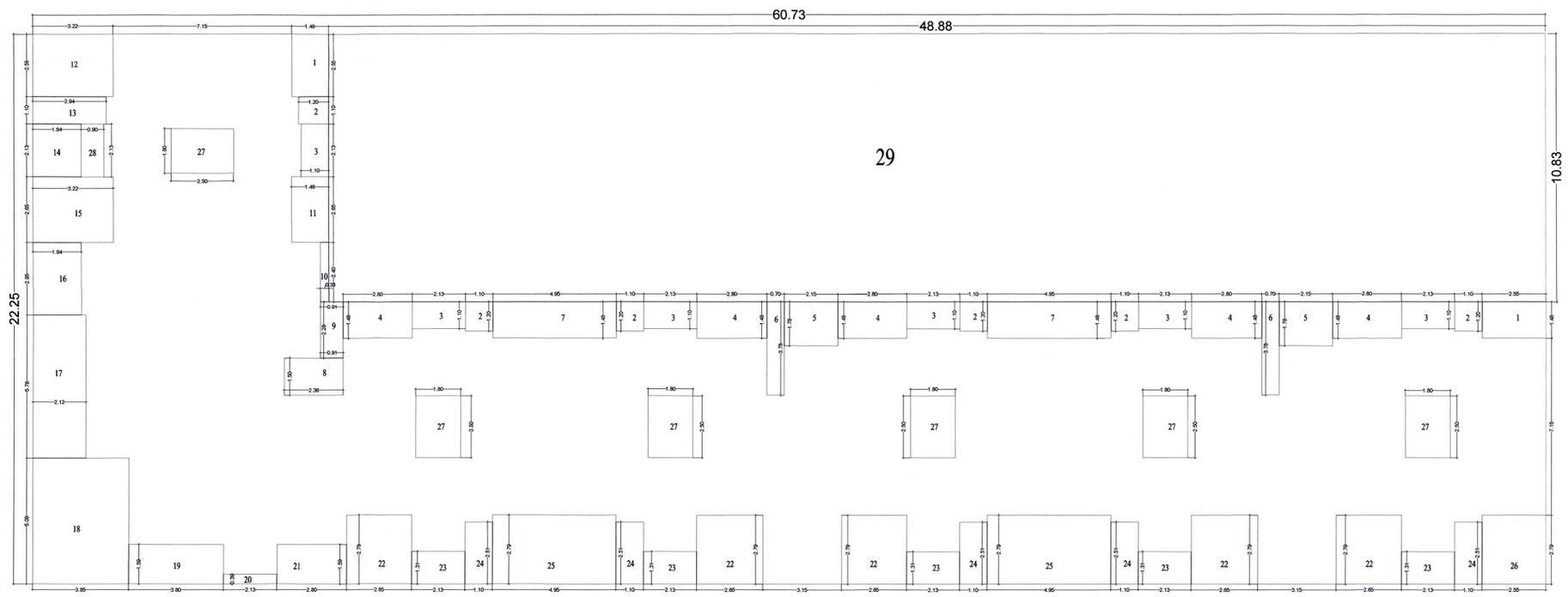

AREA CALCULATION BLOCK PLAN 1ST FLOOR , WING A, B & C
SC- 1:100

WING A TO C FIRST FLOOR AREA CALCULATION					
DISCRIPTION	LENGTH		WIDTH	NO	AREA IN SQ.M
BLOCK	60.73	X	22.25	1	1351.24
(A)	**TOTAL**				**1351.24**
DEDUCTION					
1	2.55	X	1.48	2	7.55
2	1.1	X	1.2	6	7.92
3 (Encl. Bal)	2.13	X	1.1	6	14.06
4	2.8	X	1.48	5	20.72
5	2.15	X	1.78	2	7.65
6	0.7	X	3.78	2	5.29
7	4.95	X	1.48	2	14.65
8	2.36	X	1.5	1	3.54
9	0.91	X	2.28	1	2.07
10	0.33	X	2.4	1	0.79
11	1.48	X	2.65	1	3.92
12	3.22	X	2.55	1	8.21
13	2.94	X	1.1	1	3.23
14	1.94	X	2.13	1	4.13
15	3.22	X	2.65	1	8.53
16	1.94	X	2.95	1	5.72
17	2.12	X	5.78	1	12.25
18	3.85	X	5.09	1	19.60
19	3.8	X	1.59	1	6.04
20	0.39	X	2.13	1	0.83
21	2.8	X	1.59	1	4.45
22	2.65	X	2.79	5	36.97
23	2.13	X	1.31	5	13.95
24	1.1	X	2.51	5	13.81
25	4.95	X	2.79	2	27.62
26	2.55	X	2.79	1	7.11
27	1.8	X	2.5	6	27.00
28 (Encl. Bal)	2.13	X	0.9	1	1.92
29	48.88	X	10.83	1	529.37
(B)	**TOTAL**				**818.93**
GROSS AREA (A - B)					**532.31**
PERM. BAL. = 15% OF GROSS AREA					**79.85**
PROPOSED BAL AREA					
3 (Encl. Bal)	2.13	X	1.1	6	14.06
28 (Encl. Bal)	2.13	X	0.9	1	1.92
PROPOSED BAL AREA FOR 1ST FLOOR					**15.98**

NORTH

STAMP OF APPROVAL

DEVELOPMENT PERMISSION GRANTED
Subject to the conditions mentioned
in this office's letter No.:
CIDCO/NAINA/ Panvel / Chikhale / BP-235/CC/2017/424
Dated 22 JUN 2017
Associate Planner (NAINA)

3/5

TOTAL UNIT

RESIDENTIAL	56
CONVENIENT SHOPPING	21

SPECIFICATION

EXTERNAL WALL THICK	0.15M
INTERNAL WALL THICK	0.10M

SCHEDULE OF DOOR AND WINDOW

TYPE	SIZE	AREA	DISCRIPTION
D1	0.9 X 2.4	2.16	T.W. PANEL DOOR
D2	0.75 X 2.4	1.80	T.W. PANEL DOOR
D3	1.20 X 2.4	2.88	T.W FIRE RATED DOOR
RS	2.1 X 2.3	4.83	M.S ROLLING SHUTTER
W1	2.49 X 2.3	5.72	ALL. SLIDING WINDOW
W2	2.28 X 2.3	5.24	ALL. SLIDING WINDOW
W3	1.8 X 1.3	2.34	ALL. SLIDING WINDOW
W4	0.60 X 0.6	0.36	ALL. LOUVERED WINDOW
W5	0.60 X 0.6	0.36	ALL. LOUVERED WINDOW
W7	2.75 X 2.23	6.14	STAIRCASE GLAZING
W8	2.75 X 2.15	5.91	STAIRCASE GLAZING
W9	1.5 X 2.3	3.45	ALL. SLIDING WINDOW
W10	1.2 X 2.3	2.76	ALL. SLIDING WINDOW
W11	2.28 X 1.3	2.96	ALL. SLIDING WINDOW
RS	1.8 X 2.3	4.14	ROLLING SHUTTER
RS1	2.4 X 2.3	5.52	ROLLING SHUTTER

LIGHT AND VENTILATION STATEMENT

ROOM	CARPET AREA	1/6 Reqd.	TYPE	AREA IN SQ.M
LIVING	9.05 SQ.M	1.50	W1	5.72
KITCHEN	4.68 SQ.M	0.78	W3	2.34
BED ROOM	8.20 SQ.M	1.37	W2, W11	5.24, 2.96
BATH	1.31 SQ.M	0.22	W4	0.36
W.C	1.20 SQ.M	0.20	W5	0.36

SHEET CONTENT:-

FIRST FLOOR PLAN , FIRST FLOOR AREA CALCULATION, TERRACE AREA CALCULATIONS, SECTIONS , BALCONY AND TERRACE AREA CALCULATIONS & VENTILATION STATEMENT

CERTIFICATE AREA :-

Certified that the plot under reference was surveyed by me on 08/08/2016 and the dimensions of sides etc. of plot stated on plan are as measured on site and the area so worked out tallies with the area stated in document of Ownership/ T.P. Scheme Records/ Land Records Department/City Survey records.

NAME OF OWNER - M/S DIVINE BUILDERS & DEVELOPERS

SIGNETURE
SMT. CHHAYA BHAGUJI ZORE

ARCHITECTS NAME & SIGN
STUDIO ONE ELEVEN
REG. NO - CA/2006/37527

FORM OF CERTIFICATE :-

I, STUDIO ONE ELEVEN have been employed by the applicant as his Architect / Licensed Engineer / Structural Engineer / Supervisor. I have examined the boundaries and the area of the plot and I do hereby certify that I have personally verified and checked all the statements made by the applicant who is the owner/ lessee in possession of the plot as in the above form and found them to be correct.

ADDRESS - 440 Ind center, d-phalke road, dadar east, mumbai-14
E-mail - design@soe.asia
Mob. No - 8080905007

ARCHITECTS NAME & SIGN
STUDIO ONE ELEVEN
REG. NO - CA/2006/37527

NAME OF OWNER & SIGNATURE

M/S DIVINE BUILDERS & DEVELOPERS
Through- SMT. CHHAYA BHAGUJI ZORE

DISCRIPTION OF PROPOSAL & PROPERTY

PROPOSED RESIDENTIAL BLDG. ON PLOT
S.NO. 146 H. NO 7
AT VILLAGE CHIKHALE
TAL- PANVEL, DIST- RAIGAD

ARCHITECTS

CONSULTING ARCHITECT
COA .No. CA/2006/37527
STUDIO ONE ELEVEN
440. Hind Rajasthan Building , D-phalke Road,
Deadar East. Mumbai -400014

OWNERS SIGN

ARCHITECTS SIGN

SCALE	DRAWN BY	CHECKED BY	DATE	DRG. NO.
AS SHOWN	SR	KP	22-05-2017	

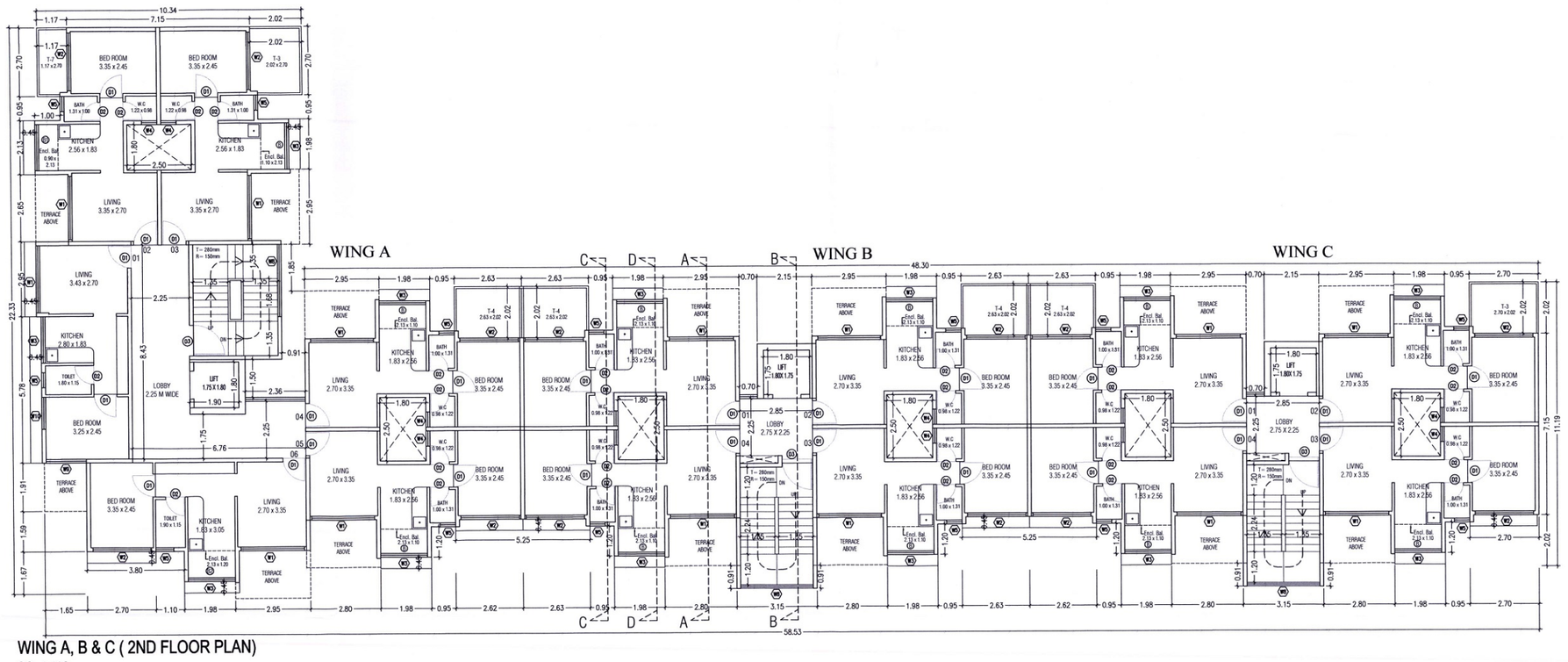

WING A, B & C (2ND FLOOR PLAN)
SC- 1:100

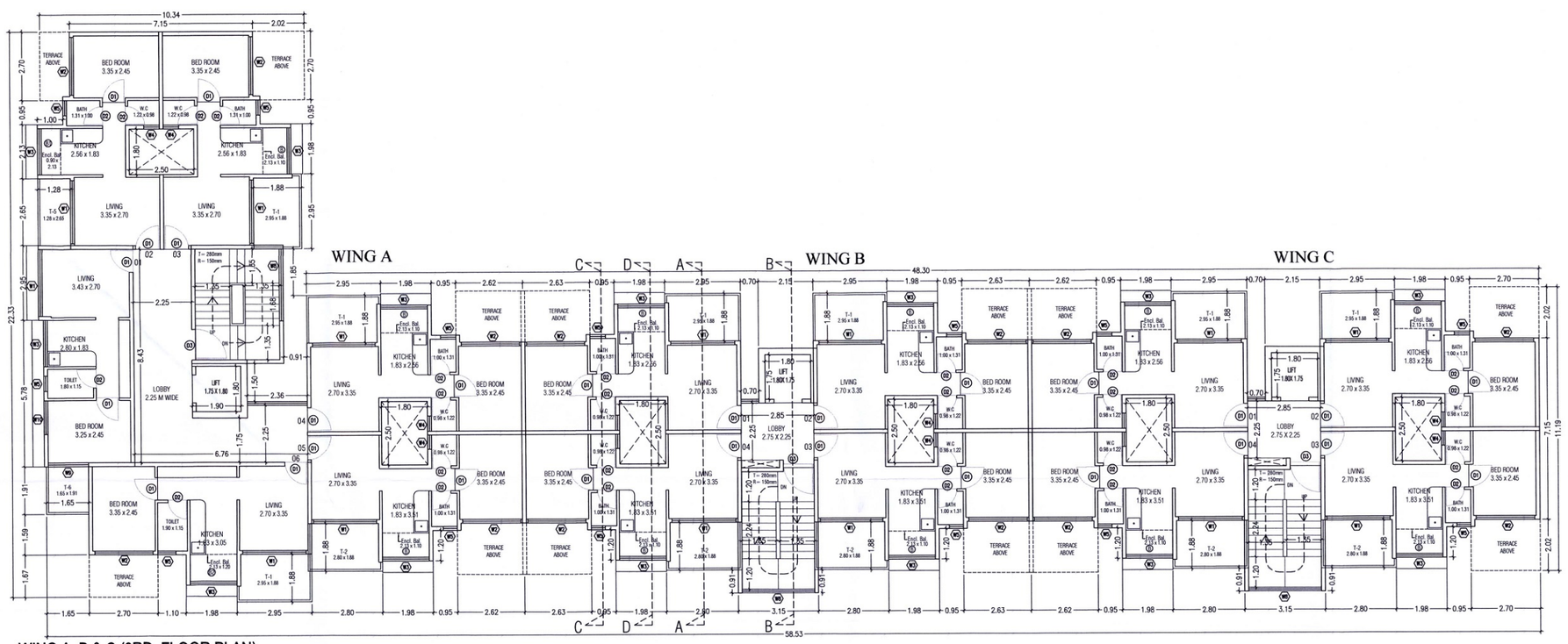

WING A, B & C (3RD FLOOR PLAN)
SC- 1:100

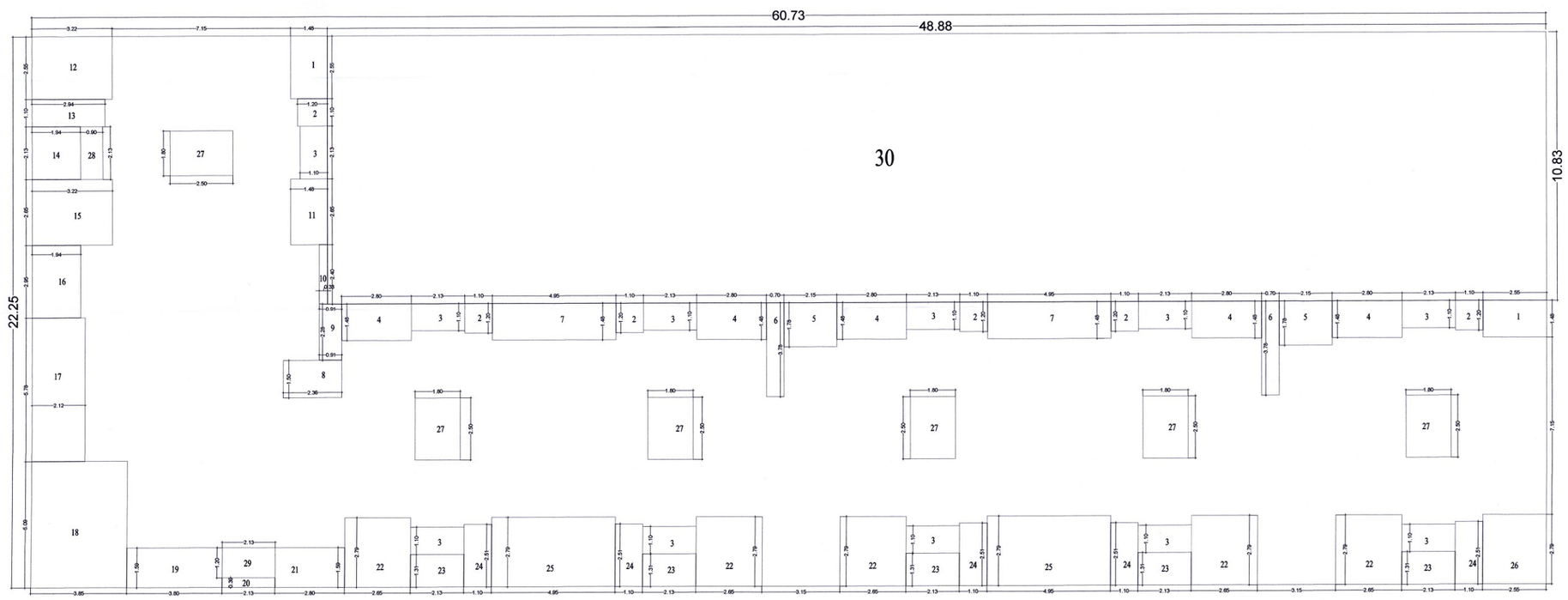

AREA CALCULATION BLOCK PLAN 2ND TO 4TH FLOOR , WING A, B & C
SC- 1:100

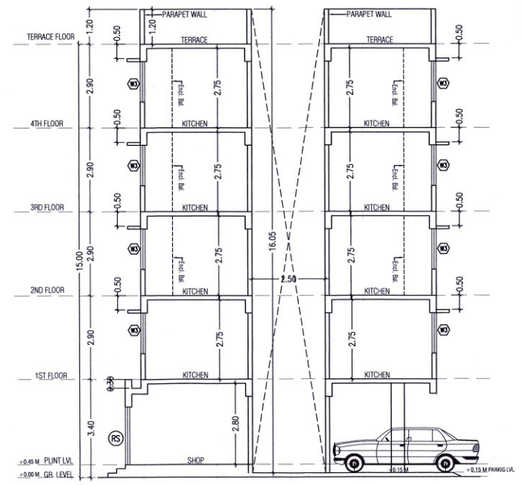

SECTION D-D,
SC- 1:100

WING A TO C 2ND TO 4TH FLOOR AREA CALCULATION					
DISCRIPTION	LENGTH		WIDTH	NO	AREA IN SQ.M
BLOCK	60.73	X	22.25	1	1351.24
(A)	**TOTAL**				**1351.24**
			DEDUCTION		
1	2.55	X	1.48	2	7.55
2	1.1	X	1.2	6	7.92
3 (Encl. Bal)	2.13	X	1.1	11	25.77
4	2.8	X	1.48	5	20.72
5	2.15	X	1.78	2	7.65
6	0.7	X	3.78	2	5.29
7	4.95	X	1.48	2	14.65
8	2.36	X	1.5	1	3.54
9	0.91	X	2.28	1	2.07
10	0.33	X	2.4	1	0.79
11	1.48	X	2.65	1	3.92
12	3.22	X	2.55	1	8.21
13	2.94	X	1.1	1	3.23
14	1.94	X	2.13	1	4.13
15	3.22	X	2.65	1	8.53
16	1.94	X	2.95	1	5.72
17	2.12	X	5.78	1	12.25
18	3.85	X	5.09	1	19.60
19	3.8	X	1.59	1	6.04
20	0.39	X	2.13	1	0.83
21	2.8	X	1.59	1	4.45
22	2.65	X	2.79	5	36.97
23	2.13	X	1.31	5	13.95
24	1.1	X	2.51	5	13.81
25	4.95	X	2.79	2	27.62
26	2.55	X	2.79	1	7.11
27	1.8	X	2.5	6	27.00
28 (Encl. Bal)	2.13	X	0.9	1	1.92
29 (Encl. Bal)	2.13	X	1.2	1	2.56
30	48.88	X	10.83	1	529.37
(B)	**TOTAL**				**833.20**
GROSS AREA (A - B)					**518.04**
PERM. BAL. = 15% OF GROSS AREA					**77.71**
PROPOSED BAL AREA					
3 (Encl. Bal)	2.13	X	1.1	11	25.77
28 (Encl. Bal)	2.13	X	0.9	1	1.92
29 (Encl. Bal)	2.13	X	1.2	1	2.56
PROPOSED BAL AREA FOR 1ST FLOOR					**30.25**

NORTH

STAMP OF APPROVAL

DEVELOPMENT PERMISSION GRANTED
Subject to the conditions mentioned
in this office's letter No.:
CIDCO/NAINA/ Panvel-Chikhale/BP-235/CC/2017/424
Dated 22 JUN 2017
22/06/2017
Associate Planner (NAINA)

4/5

TOTAL UNIT

RESIDENTIAL	56
CONVENIENT SHOPPING	21

SPECIFICATION

EXTERNAL WALL THICK	0.15M
INTERNAL WALL THICK	0.10M

SCHEDULE OF DOOR AND WINDOW

TYPE	SIZE	AREA	DISCRIPTION
D1	0.9 X 2.4	2.16	T.W. PANEL DOOR
D2	0.75 X 2.4	1.80	T.W. PANEL DOOR
D3	1.20 X 2.4	2.88	T.W FIRE RATED DOOR
RS	2.1 X 2.3	4.83	M.S ROLLING SHUTTER
W1	2.49 X 2.3	5.72	ALL, SLIDING WINDOW
W2	2.28 X 2.3	5.24	ALL, SLIDING WINDOW
W3	1.8 X 1.3	2.34	ALL, SLIDING WINDOW
W4	0.60 X 0.6	0.36	ALL, LOUVERED WINDOW
W5	0.60 X 0.6	0.36	ALL, LOUVERED WINDOW
W7	2.75 X 2.23	6.14	STAIRCASE GLAZING
W8	2.75 X 2.15	5.91	STAIRCASE GLAZING
W9	1.5 X 2.3	3.45	ALL, SLIDING WINDOW
W10	1.2 X 2.3	2.76	ALL, SLIDING WINDOW
W11	2.28 X 1.3	2.96	ALL, SLIDING WINDOW
RS	1.8 X 2.3	4.14	ROLLING SHUTTER
RS1	2.4 X 2.3	5.52	ROLLING SHUTTER

LIGHT AND VENTILATION STATEMENT

ROOM	CARPET AREA	1/6 Reqd.	TYPE	AREA IN SQ.M
LIVING	9.05 SQ.M	1.50	W1	5.72
KITCHEN	4.68 SQ.M	0.78	W3	2.34
BED ROOM	8.20 SQ.M	1.37	W2, W11	5.24, 2.96
BATH	1.31 SQ.M	0.22	W4	0.36
W.C	1.20 SQ.M	0.20	W5	0.36

SHEET CONTENT:-

SECOND FLOOR PLAN , THIRD FLOOR PLAN, 2ND TO 4TH FLOOR AREA CALCULATION, SECTIONS , BALCONY AND TERRACE AREA CALCULATIONS & VENTILATION STATEMENT

CERTIFICATE AREA :-

Certified that the plot under reference was surveyed by me on 08/08/2016 and the dimensions of sides etc. of plot stated on plan are as measured on site and the area so worked out tallies with the area stated in document of Ownership/ T.P. Scheme Records/ Land Records Department/City Survey records.

NAME OF OWNER - M/S DIVINE BUILDERS & DEVELOPERS

SIGNETURE
SMT. CHHAYA BHAGUJI ZORE

ARCHITECTS NAME & SIGN
STUDIO ONE ELEVEN
REG. NO - CA/2006/37527

FORM OF CERTIFICATE :-

I, STUDIO ONE ELEVEN have been employed by the applicant as his Architect / Licensed Engineer / Structural Engineer / Supervisor. I have examined the boundaries and the area of the plot and I do hereby certify that I have personally verified and checked all the statements made by the applicant who is the owner/ lessee in possession of the plot as in the above form and found them to be correct.

ADDRESS - 440 hrd center, d-phalke road, dadar east, mumbai-14
E-mail - design@soe.asia
Mob. No - 808905007

ARCHITECTS NAME & SIGN
STUDIO ONE ELEVEN
REG. NO - CA/2006/37527

NAME OF OWNER & SIGNATURE

M/S DIVINE BUILDERS & DEVELOPERS
Through- SMT. CHHAYA BHAGUJI ZORE

DISCRIPTION OF PROPOSAL & PROPERTY

PROPOSED RESIDENTIAL BLDG. ON PLOT
S.NO. 146 H. NO 7
AT VILLAGE CHIKHALE
TAL- PANVEL, DIST- RAIGAD

ARCHITECTS

CONSULTING ARCHITECT
COA .No. CA/2006/37527
STUDIO ONE ELEVEN
440. Hind Rajasthan Building , D-phalke Road,
Deadar East. Mumbai -400014

OWNERS SIGN

ARCHITECTS SIGN

SCALE	DRAWN BY	CHECKED BY	DATE	DRG. NO.
AS SHOWN	SR	KP	22-05-2017	

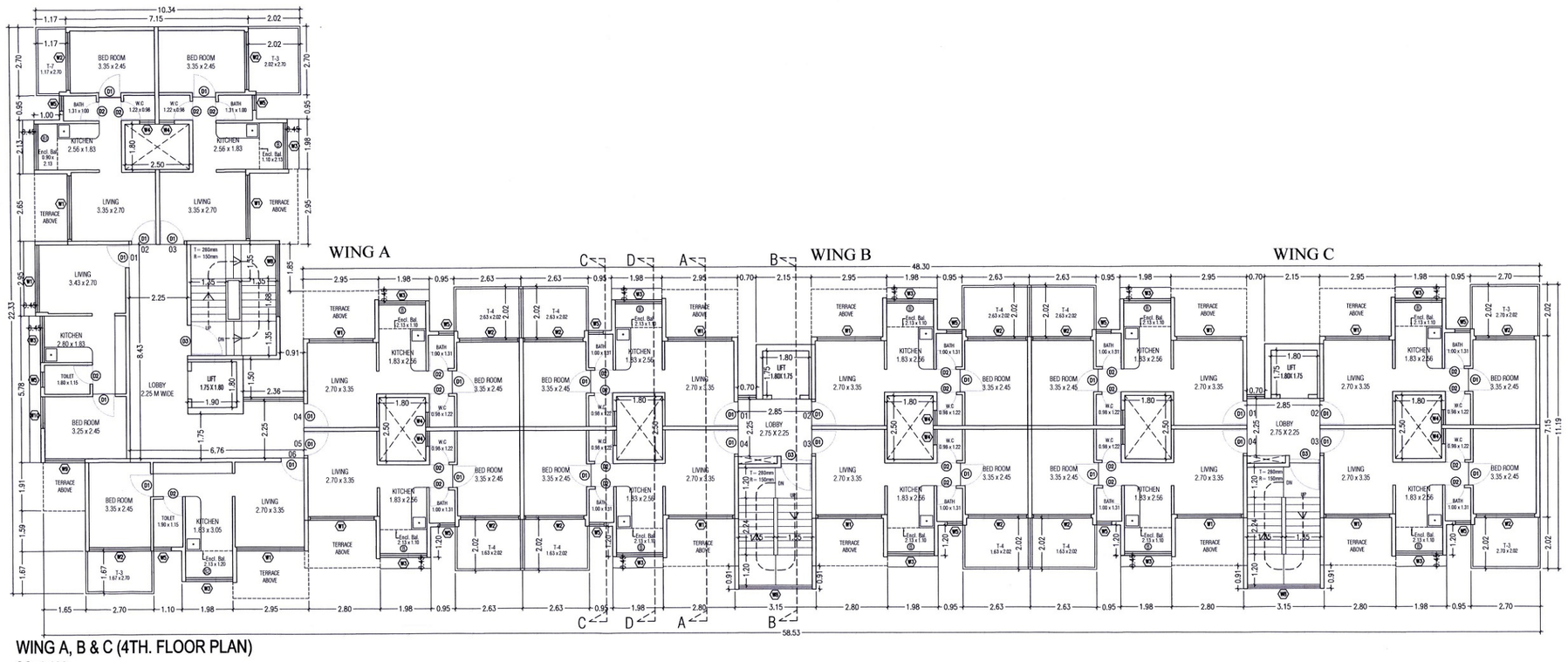

WING A, B & C (4TH. FLOOR PLAN)
SC- 1:100

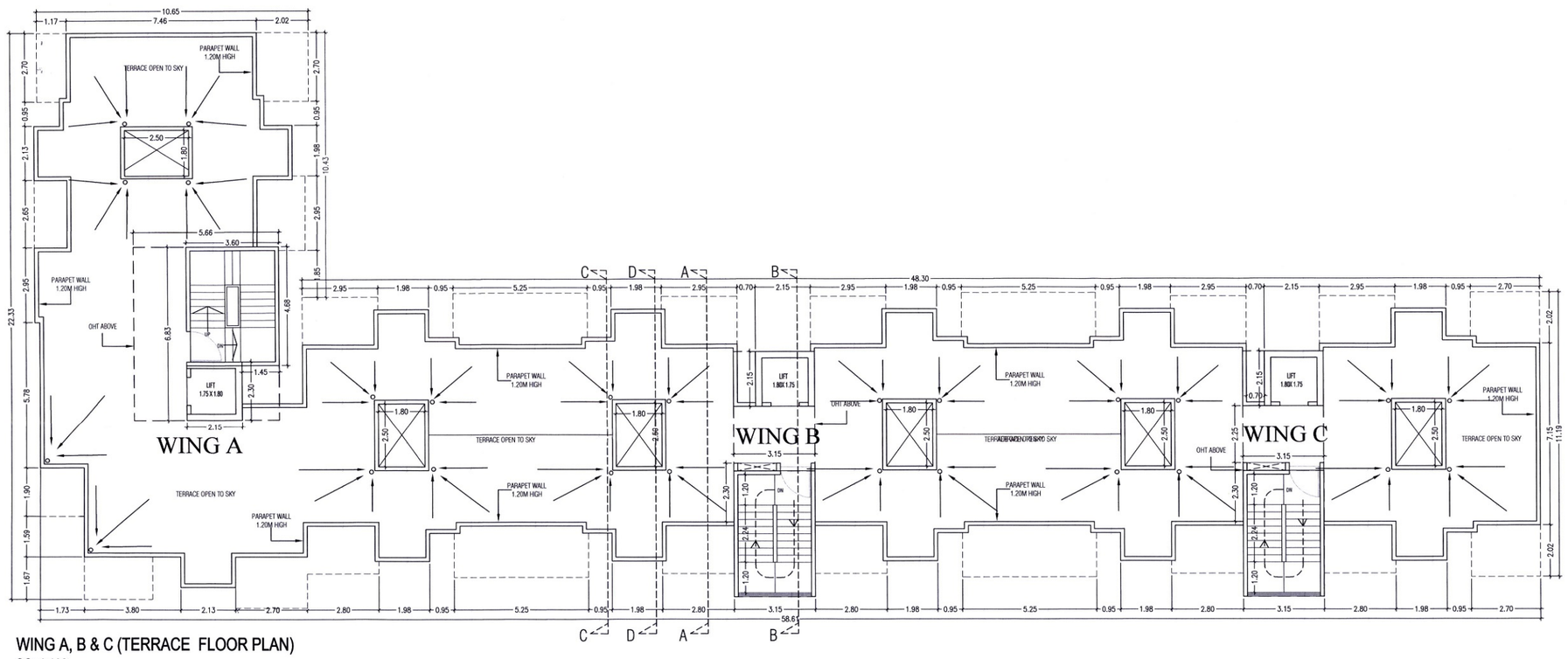

WING A, B & C (TERRACE FLOOR PLAN)
SC- 1:100

ELEVATION WING A, B & C
SC- 1:100

NORTH

STAMP OF APPROVAL

DEVELOPMENT PERMISSION GRANTED
Subject to the conditions mentioned
in this office's letter No.:
CIDCO/NAINA/ Panvel/Chikhale/BP-235/CC/2017/429
Dated 22 JUN 2017
Associate Planner (NAINA)

5/5

TOTAL UNIT

RESIDENTIAL	56
CONVENIENT SHOPPING	21

SPECIFICATION

EXTERNAL WALL THICK	0.15M
INTERNAL WALL THICK	0.10M

SCHEDULE OF DOOR AND WINDOW

TYPE	SIZE	AREA	DISCRIPTION
D1	0.9 X 2.4	2.16	T.W. PANEL DOOR
D2	0.75 X 2.4	1.80	T.W. PANEL DOOR
D3	1.20 X 2.4	2.88	T.W FIRE RATED DOOR
RS	2.1 X 2.3	4.83	M.S ROLLING SHUTTER
W1	2.49 X 2.3	5.72	ALL. SLIDING WINDOW
W2	2.28 X 2.3	5.24	ALL. SLIDING WINDOW
W3	1.8 X 1.3	2.34	ALL. SLIDING WINDOW
W4	0.60 X 0.6	0.36	ALL. LOUVERED WINDOW
W5	0.60 X 0.6	0.36	ALL. LOUVERED WINDOW
W7	2.75 X 2.23	6.14	STAIRCASE GLAZING
W8	2.75 X 2.15	5.91	STAIRCASE GLAZING
W9	1.5 X 2.3	3.45	ALL. SLIDING WINDOW
W10	1.2 X 2.3	2.76	ALL. SLIDING WINDOW
W11	2.28 X 1.3	2.96	ALL. SLIDING WINDOW
RS	1.8 X 2.3	4.14	ROLLING SHUTTER
RS1	2.4 X 2.3	5.52	ROLLING SHUTTER

LIGHT AND VENTILATION STATEMENT

ROOM	CARPET AREA	1/6 Reqd.	TYPE	AREA IN SQ.M
LIVING	9.05 SQ.M	1.50	W1	5.72
KITCHEN	4.68 SQ.M	0.78	W3	2.34
BED ROOM	8.20 SQ.M	1.37	W2, W11	5.24, 2.96
BATH	1.31 SQ.M	0.22	W4	0.36
W.C	1.20 SQ.M	0.20	W5	0.36

SHEET CONTENT:-

FOURTH FLOOR PLAN , TERRACE FLOOR PLAN, ELEVATION & VENTILATION STATEMENT

CERTIFICATE AREA :-

Certified that the plot under reference was surveyed by me on 08/08/2016 and the dimensions of sides etc. of plot stated on plan are as measured on site and the area so worked out tallies with the area stated in document of Ownership/ T.P. Scheme Records/ Land Records Department/City Survey records.

NAME OF OWNER - M/S DIVINE BUILDERS & DEVELOPERS

SIGNETURE
SMT. CHHAYA BHAGUJI ZORE

ARCHITECTS NAME & SIGN
STUDIO ONE ELEVEN
REG. NO - CA/2006/37527

FORM OF CERTIFICATE :-

I, STUDIO ONE ELEVEN have been employed by the applicant as his Architect / Licensed Engineer / Structural Engineer / Supervisor. I have examined the boundaries and the area of the plot and I do hereby certify that I have personally verified and checked all the statements made by the applicant who is the owner/ lessee in possession of the plot as in the above form and found them to be correct.

ADDRESS - 440 hrd center, d-phalke road, dadar east, mumbai-14
E-mail - design@soe.asia
Mob. No - 8080905007

ARCHITECTS NAME & SIGN
STUDIO ONE ELEVEN
REG. NO - CA/2006/37527

NAME OF OWNER & SIGNATURE

M/S DIVINE BUILDERS & DEVELOPERS
Through- SMT. CHHAYA BHAGUJI ZORE

DISCRIPTION OF PROPOSAL & PROPERTY

PROPOSED RESIDENTIAL BLDG. ON PLOT
S.NO. 146 H. NO 7
AT VILLAGE CHIKHALE
TAL- PANVEL, DIST- RAIGAD

ARCHITECTS

CONSULTING ARCHITECT
COA .No. CA/2006/37527
STUDIO ONE ELEVEN
440. Hind Rajasthan Building , D-phalke Road,
Deadar East. Mumbai -400014

OWNER'S SIGN

ARCHITECTS SIGN

SCALE	DRAWN BY	CHECKED BY	DATE	DRG. NO.
AS SHOWN	SR	KP	22-05-2017	