Building Number	Wing Number	Floor	Flat Number	Units	Tenement Area Statement: Carpet Area (Sqm)	Balcony Area Enclosed (Sqm)	Balcony Area Projected (Sqm)	Terrace Area (Sqm)	Cupboard Area (Sqm)	Built-Up Area (Sqm)
(1)	(2)	(2A)	(3)	(4)	(5)	(6)	(7)	(8)	(9)	(10)
1	A	1st	101	1	38.728	3.765	3.042	3.742	0.000	44.271
		1st	102	1	38.728	3.765	3.042	13.254	0.000	44.271
		1st	103	1	38.728	3.765	3.042	13.095	0.000	44.037
		1st	104	1	38.728	3.765	3.042	4.081	0.000	44.037
		2nd	201	1	38.728	3.765	3.042	4.877	0.000	44.271
		2nd	202	1	38.728	3.765	3.042	0.000	0.000	44.271
		2nd	203	1	38.728	3.765	3.042	0.000	0.000	44.037
		2nd	204	1	38.728	3.765	3.042	4.081	0.000	44.037
		3rd	301	1	38.728	3.765	3.042	3.742	0.000	44.271
		3rd	302	1	38.728	3.765	3.042	6.060	0.000	44.271
		3rd	303	1	38.728	3.765	3.042	6.060	0.000	44.037
		3rd	304	1	38.728	3.765	3.042	3.742	0.000	44.037
		4th	401	1	38.728	3.765	3.042	4.877	0.000	44.271
		4th	402	1	38.728	3.765	3.042	4.877	0.000	44.271
		4th	403,404	2	38.728	3.765	3.042	4.081	0.000	44.037
1		1st	101	1	38.728	3.765	3.042	5.742	0.000	44.271
		1st	102	1	38.728	3.765	3.042	13.135	0.000	44.037
		1st	103	1	38.728	3.765	3.042	13.254	0.000	44.037
	B	1st	104	1	38.728	3.765	3.042	5.742	0.000	44.271
		2nd	201	1	38.728	3.765	3.042	4.081	0.000	44.037
		2nd	202	1	38.728	3.765	3.042	0.000	0.000	44.037
		2nd	203	1	38.728	3.765	3.042	0.000	0.000	44.271
		2nd	204	1	38.728	3.765	3.042	4.877	0.000	44.271
		3rd	301	1	38.728	3.765	3.042	3.742	0.000	44.037
		3rd	302	1	38.728	3.765	3.042	6.060	0.000	44.037
		3rd	303	1	38.728	3.765	3.042	6.060	0.000	44.271
		3rd	304	1	38.728	3.765	3.042	3.742	0.000	44.271
		4th	401,402	2	38.728	3.765	3.042	4.081	0.000	44.037
		4th	403,404	2	38.728	3.765	3.042	4.877	0.000	44.271
Total -1	-----		-----	32	1239.306	120.480	97.328	180.390	0.000	-----
2	A	1st	101, 301	2	18.017	2.800	0.000	3.142	0.000	20.528
		1st	102, 302	2	18.017	2.800	0.000	3.387	0.000	20.528
		1st	103, 303	2	18.017	2.800	0.000	3.387	0.000	20.212
		1st	104, 304	2	18.017	2.725	0.000	3.142	0.000	20.212
		2nd	201, 202, 401, 402	4	18.017	2.800	0.000	0.000	0.000	20.528
		2nd	203, 204, 403, 404	4	18.017	2.725	0.000	0.000	0.000	20.212
	B	1st	101, 104, 301, 304	4	18.017	2.725	0.000	3.142	0.000	20.212
		1st	102, 103, 302, 303	4	18.017	2.725	0.000	3.387	0.000	20.212
		2nd	201, 204, 401, 404	4	18.017	2.725	0.000	0.000	0.000	20.212
		2nd	202, 203, 402, 403	4	18.017	2.725	0.000	0.000	0.000	20.212
	C	1st	101, 301	2	18.017	2.725	0.000	3.142	0.000	20.212
		1st	102, 302	2	18.017	2.725	3.367	0.000	0.000	20.212
		1st	103, 303	2	18.017	2.725	3.367	0.000	0.000	20.212
		1st	104, 304	2	18.017	2.725	3.142	0.000	0.000	20.212
		2nd	201, 401	2	18.017	2.725	0.000	0.000	0.000	20.212
		2nd	202, 402	2	18.017	2.725	0.000	0.000	0.000	20.212
		2nd	203, 403	2	18.017	2.725	3.367	0.000	0.000	20.212
		2nd	204, 404	2	18.017	2.725	3.142	0.000	0.000	20.212
	D	1st	101, 301	2	18.017	2.725	0.000	3.142	0.000	20.212
		1st	102, 302	2	18.017	2.725	0.000	3.387	0.000	20.212
		1st	103, 303	2	18.017	2.725	0.000	3.387	0.000	20.212
		1st	104, 304	2	18.017	2.725	0.000	3.142	0.000	20.212
		2nd	201, 401	2	18.017	2.725	0.000	0.000	0.000	20.212
		2nd	202, 402	2	18.017	2.725	0.000	0.000	0.000	20.212
		2nd	203, 403	2	18.017	2.725	3.367	0.000	0.000	20.212
		2nd	204, 404	2	18.017	2.725	3.142	0.000	0.000	20.212
Total -2	-----		-----	60	1081.020	164.400	44.448	65.098	0.000	-----
3	A	1st&3rd	101, 301	2	17.767	3.080	0.000	3.387	0.000	20.527
		1st&3rd	102, 302	2	17.767	3.080	0.000	3.142	0.000	20.527
		1st&3rd	103,303	2	17.767	2.997	0.000	3.142	0.000	20.219
		1st&3rd	104,304	2	17.767	2.997	0.000	3.387	0.000	20.219
		2nd	201	1	17.767	3.080	0.000	0.000	0.000	20.527
		2nd	202	1	17.767	3.080	0.000	0.000	0.000	20.527
		2nd	203	1	17.767	2.997	0.000	0.000	0.000	20.219
		2nd	204	1	17.767	2.997	0.000	0.000	0.000	20.219
	B	1st&3rd	101,301	2	17.767	2.997	0.000	3.387	0.000	20.219
		1st&3rd	102,302	2	17.767	2.997	0.000	3.142	0.000	20.219
		1st&3rd	103,303	2	17.767	2.997	0.000	3.142	0.000	20.219
		1st&3rd	104,304	2	17.767	2.997	0.000	3.387	0.000	20.219
		2nd	201	1	17.767	2.997	0.000	0.000	0.000	20.219
		2nd	202	1	17.767	2.997	0.000	0.000	0.000	20.219
		2nd	203	1	17.767	2.997	0.000	0.000	0.000	20.219
		2nd	204	1	17.767	2.997	0.000	0.000	0.000	20.219
	C	1st&3rd	101,301	2	17.767	3.080	0.000	3.387	0.000	20.527
		1st&3rd	102,302	2	17.767	3.080	0.000	3.142	0.000	20.527
		1st&3rd	103,303	2	17.767	2.997	0.000	3.142	0.000	20.219
		1st&3rd	104,304	2	17.767	2.997	0.000	3.387	0.000	20.219
		2nd	201	1	17.767	3.080	0.000	0.000	0.000	20.527
		2nd	202	1	17.767	3.080	0.000	0.000	0.000	20.527
		2nd	203	1	17.767	2.997	0.000	0.000	0.000	20.219
		2nd	204	1	17.767	2.997	0.000	0.000	0.000	20.219
	D	1st&3rd	101,301	2	17.767	3.080	0.000	3.387	0.000	20.241
		1st&3rd	102,302	2	17.767	3.080	0.000	3.142	0.000	20.241
		1st&3rd	103,303	2	17.767	2.997	0.000	3.142	0.000	19.932
		1st&3rd	104,304	2	17.767	2.997	0.000	3.387	0.000	19.932
		2nd	201	1	17.767	3.080	0.000	0.000	0.000	20.241
		2nd	202	1	17.767	3.080	0.000	0.000	0.000	20.241
		2nd	203	1	17.767	2.997	0.000	0.000	0.000	19.932
		2nd	204	1	17.767	2.997	0.000	0.000	0.000	19.932
Total -3	-----		-----	51	906.117	154.990	0.000	150.882	0.000	-----
4	A	1st	101,301	2	18.017	2.725	0.000	3.142	0.000	20.212
		1st&3rd	102,302	2	18.017	2.725	0.000	3.387	0.000	20.212
		2nd	201,202	2	18.017	2.800	0.000	3.387	0.000	20.528
			203,204	2	18.017	2.800	0.000	3.142	0.000	20.528
	B	1st&3rd	101, 104, 301, 304	4	18.017	2.725	0.000	3.142	0.000	20.212
			102, 103, 302, 303	4	18.017	2.725	0.000	3.387	0.000	20.212
		2nd	201, 202, 203,204	4	18.017	2.725	0.000	0.000	0.000	20.212
			101,201,301	3	18.017	2.725	3.142	0.000	0.000	20.212
	C	1st,2nd&3rd	102,202,302	3	18.017	2.725	3.367	0.000	0.000	20.212
			103,203,303	3	18.017	2.800	3.387	0.000	0.000	20.528
			104,204,304	3	18.017	2.800	3.142	0.000	0.000	20.528
Total -4	-----		-----	36	648.612	98.480	39.054	52.073	0.000	-----
5	A	1st&3rd	101,301	2	18.017	2.725	0.000	3.142	0.000	20.212
			102,302	2	18.017	2.725	0.000	3.387	0.000	20.212
		2nd	101,303	2	18.017	2.800	0.000	3.387	0.000	20.528
			104,304	2	18.017	2.800	0.000	3.142	0.000	20.528
	B	1st&3rd	101,201	2	18.017	2.725	0.000	3.142	0.000	20.212
			203,204	2	18.017	2.725	0.000	0.000	0.000	20.212
		2nd	101, 104, 301, 304	4	18.017	2.725	0.000	3.142	0.000	20.212
			102, 103, 302, 303	4	18.017	2.725	0.000	3.387	0.000	20.212
	C	1st,2nd&3rd	101,201,301	3	18.017	2.725	3.142	0.000	0.000	20.212
			102,202,302	3	18.017	2.725	3.367	0.000	0.000	20.212
			103,203,303	3	18.017	2.800	3.387	0.000	0.000	20.528
			104,204,304	3	18.017	2.800	3.142	0.000	0.000	20.528
Total -5	-----		-----	36	648.612	98.480	39.054	52.073	0.000	-----
6	A	1st	101	1	18.017	2.800	1.368	0.000	0.000	20.529
			102	1	18.017	2.800	0.000	3.143	0.000	20.529
			103	1	18.017	2.800	0.000	3.143	0.000	20.808
		2nd	201	1	18.017	2.800	1.368	0.000	0.000	20.529
			202	1	18.017	2.800	0.000	0.000	0.000	20.529
			203	1	18.017	2.800	0.000	0.000	0.000	20.808
Total -6	-----		-----	6	108.102	16.800	2.735	6.286	0.000	-----
7	A	Ground	001,002	2	38.728	0.000	0.000	0.000	0.000	44.608
		1st	101	1	38.728	3.765	3.042	0.000	0.000	44.255
		1st&3rd	102,103,302,303	4	38.728	3.765	3.042	5.901	0.000	44.017
		1st	104	1	38.728	3.765	3.042	5.742	0.000	44.271
		3rd	301	1	38.728	3.765	3.042	5.742	0.000	44.255
			304	1	38.728	3.765	3.042	5.742	0.000	44.271
		2nd&4th	201,401	2	38.728	3.765	3.042	4.877	0.000	44.255
			202,402	2	38.728	3.765	3.042	0.000	0.000	44.037
			203,403	2	38.728	3.765	3.042	4.877	0.000	44.037
			204,404	2	38.728	3.765	3.042	2.800	0.000	44.271
	B	1st&3rd	101,301	2	38.728	3.765	3.042	6.060	0.000	44.271
			102, 302, 103, 303	4	38.728	3.765	3.042	5.901	0.000	44.017
			104, 304	2	30.383	2.600	5.855	5.473	0.000	34.897
		2nd&4th	105,305	2	38.728	3.765	3.042	6.060	0.000	43.899
			106, 306	2	38.728	3.765	3.042	6.060	0.000	44.153
			201, 401	2	38.728	3.765	3.042	0.000	0.000	44.271
			202, 402, 203, 403	4	38.728	3.765	3.042	4.877	0.000	44.017
			204, 404	2	30.383	2.600	5.855	0.000	0.000	34.897
			205, 405	2	38.728	3.765	3.042	4.485	0.000	43.899
			206, 406	2	38.728	3.765	3.042	4.485	0.000	44.153
	C	1st	101, 301, 102, 302	4	26.510	2.600	4.298	0.000	0.000	30.059
			201, 202	2	26.510	2.600	4.298	4.989	0.000	30.059
Total -7	-----		-----	48	1752.321	161.540	159.588	178.552	0.000	-----
8	A		101,301	2	23.769	2.760	3.771	6.602	0.000	29.845
			102,302	2	23.769	2.760	3.771	6.950	0.000	29.845
			103,303	2	38.728	3.765	3.042	6.059	0.000	43.803
			104,304	2	38.728	3.765	3.042	6.059	0.000	44.062
			201	1	23.769	2.760	3.771	5.480	0.000	29.845
			202	1	23.769	2.760	3.771	3.211	0.000	29.845
			203	1	38.728	3.765	3.042	4.680	0.000	43.803
			204	1	38.728	3.765	3.042	4.876	0.000	44.062
	B		101,301	2	38.728	3.765	3.042	5.742	0.000	44.270
			102,302	2	38.728	3.765	3.042	6.059	0.000	44.270
			103,303	2	38.728	3.765	3.042	6.059	0.000	44.037
			104,304	2	38.728	3.765	3.042	5.742	0.000	44.037
			201	1	38.728	3.765	3.042	4.877	0.000	44.270
			202	1	38.728	3.765	3.042	4.877	0.000	44.270
			203	1	38.728	3.765	3.042	4.484	0.000	44.037
			204	1	38.728	3.765	3.042	4.680	0.000	44.037
Total -8	-----		-----	24	851.733	84.180	77.373	135.758	0.000	-----
Total -			1+2+3+4+5+6+7+8	293	7235.813	899.840	461.767	780.890	0.000	-----

Sr. No.	TILR Area Calculation: Triangle Number	Number of triangle	1/2	Base (m)	Height (m)	Area (Sqm)
(1)	(2)	(3)	(4)	(5)	(6)	(7) =
1	1	1	1/2	32.188	14.743	237.274
2	2	1	1/2	32.188	14.987	241.201
3	3	1	1/2	18.993	0.11	1.045
4	4	1	1/2	25.758	8.331	107.295
5	5	1	1/2	32.765	20.128	329.747
6	6	1	1/2	46.818	13.569	317.637
7	7	1	1/2	42.443	2.623	55.664
8	8	1	1/2	47.486	22.514	534.050
9	9	1	1/2	51.913	7.801	202.487
10	10	1	1/2	51.959	9.597	247.406
11	11	1	1/2	48.003	36.667	880.065
12	12	1	1/2	38.505	7.914	152.364
13	13	1	1/2	46.818	7.988	186.944
14	14	1	1/2	14.325	4.725	33.843
15	15	1	1/2	13.918	0.392	2.728
16	16	1	1/2	49.386	14.615	360.888
17	17	1	1/2	49.386	10.468	258.486
18	18	1	1/2	20.943	7.124	74.599
19	19	1	1/2	32.949	0.275	4.530
20	20	1	1/2	14.219	0.355	2.524
21	21	1	1/2	19.13	3.893	37.237
22	22	1	1/2	4.57	0.341	0.779
23	23	1	1/2	4.636	0.341	0.790
24	24	1	1/2	20.979	12.367	129.724
25	25	1	1/2	21.568	8.676	93.562
26	26	1	1/2	38.686	8.958	173.275
27	26A	1	1/2	50.647	14.695	185.541
28	27	1	1/2	21.062	2.937	30.930
29	28	1	1/2	16.787	3.499	31.068
30	29	1	1/2	53.323	12.642	337.055
31	30	1	1/2	52.815	20.709	546.873
32	31	1	1/2	56.564	10.655	301.925
33	31A	1	1/2	67.656	13.575	458.215
34	32	1	1/2	67.656	29.166	986.627
35	33	1	1/2	52.287	12.217	319.305
36	34	1	1/2	47.895	22.766	545.189
37	35	1	1/2	34.14	8.057	114.150
38	36	1	1/2	18.37	6.041	55.487
39	37	1	1/2	41.003	8.856	181.561
40	38	1	1/2	46.625	9.791	228.253
41	39	1	1/2	50.832	13.673	347.513
42	40	1	1/2	53.876	13.715	423.331
43	41	1	1/2	53.876	16.241	437.500
44	42	1	1/2	43.646	27.735	605.261
45	43	1	1/2	18.588	0.567	5.270
46	44	1	1/2	11.699	0.567	3.317
					"TOTAL"	10835.641

Building Number	Floor	Terrace Area Statement: Built-Up Area (Sqm)	Permissible Terrace Area (Sqm)	Proposed Terrace Area (Sqm)	Total Terrace Area Building wise (Sqm)
(1)	(2)	(3)	(4) = (3) X 20%	(5)	(6)
1	1st Floor	398.215	79.643	75.607	180.221
	2nd Floor	396.215	79.643	19.116	
	3rd Floor	398.215	79.643	47.307	
	4th Floor	398.215	79.643	38.213	
2	1st Floor	390.416	78.083	32.551	65.102
	2nd Floor	390.416	78.083	0.000	
	3rd Floor	390.416	78.083	32.551	
	4th Floor	390.416	78.083	0.000	
3	1st Floor	438.265	87.653	55.448	130.896
	2nd Floor	438.265	87.653	0.000	
	3rd Floor	438.265	87.653	55.448	
4	1st Floor	307.745	61.549	26.04	52.08
	2nd Floor	307.745	61.549	0.000	
	3rd Floor	307.745	61.549	26.04	
5	1st Floor	307.745	61.549	0.000	52.08
	2nd Floor	307.745	61.549	26.04	
	3rd Floor	307.745	61.549	0.000	
6	1st Floor	83.749	16.7498	6.285	6.285
	2nd Floor	83.749	16.7498	0.000	
7-FWS	1st Floor	494.700	98.94	67.253	168.54
	2nd Floor	494.700	98.94	31.275	
	3rd Floor	494.700	98.94	58.737	
	4th Floor	494.700	98.94	31.275	
7	1st Floor	81.403	16.3806	0.000	9.97
	2nd Floor	81.403	16.3806	9.97	
	3rd Floor	81.403	16.3806	0.000	
8	1st Floor	369.512	73.9024	48.96	135.1
	2nd Floor	369.512	73.9024	37.18	
	3rd Floor	369.512	73.9024	48.96	
Total		9814.832	1962.966		780.274

Sr. No.	Triangle Number	Number of triangle	1/2	Base (m)	Height (m)	Area (Sqm)
(1)	(2)	(3)	(4)	(5)	(6)	(7) = (1)X(4)X(5)X(6)
RG1						
1	1	1	1/2	19.475	11.420	111.202
2	1	1	1/2	32.264	12.121	195.536
3	1	1	1/2	24.867	10.014	124.509
RG1-TOTAL						431.247
RG2						
1	1	1	1/2	18.770	1.854	17.400
2	1	1	1/2	41.239	17.978	370.497
3	1	1	1/2	41.239	4.277	88.190
4.a	1	1	1/2	7.435	0.838	1.020
4.b	1	1	1/2	2.435	0.838	1.020
5	1	1	1/2	39.146	6.255	122.429
6	1	1	1/2	28.147	4.852	68.285
7	1	1	1/2	5.747	0.289	0.830
RG2-TOTAL						668.871
TOTAL RG1+RG2 =						1101.119
Area of RG Space Min req.						1060.000
Area of RG Space Provided						1101.119

Building Number	Floor	Balcony Area Statement: Built-Up Area (Sqm)	Permissible Balcony Area (Sqm)	Proposed Balcony Area (In Sqm): Total	Enclosed	Open	Excess if(5)>(4), (8) = (5) – (4)
(1)	(2)	(3)	(4) = (3) X 15%	(5)	(6)	(7)	(8)
1	1st Floor	398.215	59.732	54.452	30.120	24.332	-5.28025
	2nd Floor	398.215	59.732	54.452	30.120	24.332	-5.28025
	3rd floor	398.215	59.732	54.452	30.120	24.332	-5.28025
	4th floor	398.215	59.732	54.452	30.120	24.332	-5.28025
2	1st Floor	390.416	58.562	57.263	41.100	16.163	-1.2994
	2nd Floor	390.416	58.562	57.263	41.100	16.163	-1.2994
	3rd floor	390.416	58.562	57.263	41.100	16.163	-1.2994
	4th floor	390.416	58.562	57.263	41.100	16.163	-1.2994
3	1st Floor	438.265	65.740	51.535	51.535	0.000	-14.20475
	2nd Floor	438.265	65.740	51.535	51.535	0.000	-14.20475
	3rd floor	438.265	65.740	51.535	51.535	0.000	-14.20475
4	1st Floor	307.745	46.162	46.02	33.000	13.020	-0.1417 5
	2nd Floor	307.745	46.162	46.020	33.000	13.020	-0.142
	3rd floor	307.745	46.162	46.020	33.000	13.020	-0.142
	4th floor	307.745	46.162	46.020	33.000	13.020	-0.142
5	1st Floor	307.745	46.162	46.020	33.000	13.020	-0.142
	2nd Floor	307.745	46.162	46.020	33.000	13.020	-0.142
	3rd floor	307.745	46.162	46.020	33.000	13.020	-0.142
6	1st Floor	83.749	12.562	10.645	8.400	2.245	-1.917
	2nd Floor	83.749	12.562	10.645	8.400	2.245	-1.917
7	1st Floor	494.700	74.205	69.754	36.485	33.269	-4.451
	2nd floor	494.700	74.205	69.754	36.485	33.269	-4.451
	3rd floor	494.700	74.205	69.754	36.485	33.269	-4.451
	4th floor	494.700	74.205	69.754	36.485	33.269	-4.451
8	1st Floor	81.403	12.210	13.795	5.200	8.595	1.585
	2nd Floor	81.403	12.210	13.795	5.200	8.595	1.585
	3rd floor	81.403	12.210	13.795	5.200	8.595	1.585
	4th floor	81.403	12.210	13.795	5.200	8.595	1.585
9	1st Floor	369.512	55.427	54.067	28.110	25.957	-1.360
	2nd floor	369.512	55.427	54.067	28.110	25.957	-1.360
	3rd floor	369.512	55.427	54.067	28.110	25.957	-1.360
Total		9814.832	1472.225	900.155	483.322	-21.6732	

Building-9	Building-No-1	Building-No-2	Building-No-3	Building-No-4	Building-No-5	Building-No-6	Building-No-7 wing C	Building-No-8	Building-No-9 A&B wing For Inclusive Housing
Floors-g	In Sqm	In Sqm	In Sqm	In Sqm	In Sqm	In Sqm	In Sqm	In Sqm	In Sqm
(1)	(2)	(3)	(4)	(5)	(6)	(7)	(8)	(9)	(10)
Ground	204.281	83.830	83.332	72.535	72.535	24.202	22.085	41.183	141.271
1st Floor	398.215	390.416	438.265	307.745	307.745	83.749	82.988	369.512	494.700
2nd Floor	398.215	390.416	438.265	307.745	307.745	83.749	82.988	369.512	494.700
3rd Floor	398.215	390.416	438.265	307.745	307.745	0.000	82.988	369.512	494.700
4th Floor	398.215	390.416	0.0000	0.0000	0.000	0.000	0.000	0.000	494.700
Number of building	1	1	1	1	1	1	1	1	1
Total Built-Up-Area (Free Sale +Inclusive Housing)	1797.145	1645.484	1598.127	995.745	995.745	191.701	271.049	1550.717	2520.071
	2+3+4+5+6+7+8+9						8445.773		
Total Built-Up-Area (Free Sale +Inclusive Housing)	2+3+4+5+6+7+8+9+10						10563.844		

Land/ Plot Area considered for FSI calculation: Sr.no	Survey Number	Area of Survey Number (sqm)	Area within 200m bein of gaothan: in sqm	In %	Area considered for FSI calculation (sqm)
(1)	(2)	(3)	(4)	(5) = (4) / (3)	(6)
1	5/9	2290.000	2290.000	100.00%	2290.000
2	5/11	4110.000	4110.000	100.00%	4110.000
3	5/12	3500.000	3500.000	100.00%	3500.000
4	5/14	700.000	700.000	100.00%	700.000
TOTAL					10600.000

STAMP OF APPROVAL

DEVELOPMENT PERMISSION GRANTED
Subject to the conditions mentioned
in the Letter of Intimation
CIDCO/NAINA/Panvel/Chalera/BP-[illegible]/2016/1370
Dated 23 FEB 2016
Chief Executive Officer
Associate Town Planner (NAINA)

PROFORMA – 1		
1	Area Of Plot	SqM
	(a) Area of Plot as Per 7/12 extract	10600.00
	(b) Area Of Plot As Per Physical Survey	10864.102
	(c) Area Of Plot As Per Triangulation of TILR Plan	10855.641
	(d) Area of plot, considered (least of (a)(c) & (c) above)	10600.00
2	Deductions For	
	A. Existing Road acquisition Area	0.00
	B. Proposed Road	0.00
	C. Any Reservation	0.00
	TOTAL = (A + B + C)	0.00
3	Gross Area Of Plot (1 – 2)	10600.00
4	Layout Spaces	
	(4A)

Building Number	Number of Tenement	Population	Water Requirement					STP- Requirement: Flow to Sewer			Total Flow to STP	STP Provided	
			Flushing		Domestic		Total	Flushing -100%	Domestic -85%	Total		Size	Capacity
			LPCD	LPD	LPCD	LPD	LPD	LPD	LPD	LPD	LPD		KLPD
(1)	(2)	(3)= (2) X 5	(4)	(5)= (3) X (4)	(6)	(7) = (3) X (6)	(8)= (5) + (7)	(9)= (5) X 100%	(10) = (7) X 85%	(11) = (9) + (10)	(12)	(13)	(14)
1	32	160	45	7200	135	21600	28800	7200	18360	25560	25560.00	15 X6X4	150
2	60	300	45	13500	135	40500	54000	13500	34425	47925	47925.00		
3	51	255	45	11475	135	34425	45900	11475	29261.25	40736.25	40736.25		
4	36	180	45	8100	135	24300	32400	8100	20655	28755	28755.00		
5	36	180	45	8100	135	24300	32400	8100	20655	28755	28755.00		
6	6	30	45	1350	135	4050	5400	1350	3442.5	4792.5	4792.50		
7	48	240	45	10800	135	32400	43200	10800	27540	38340	38340.00	8X5X3	60
8	24	120	45	5400	135	16200	21600	5400	13770	19170	19170.00		
											234033.75		210

Note:
i. LPCD = Liter per capita per day.
ii. LPD = Liter per day.
iii. For septic tank capacity Flushing & domestic flow to sewer will be 100% & 85% respectively.

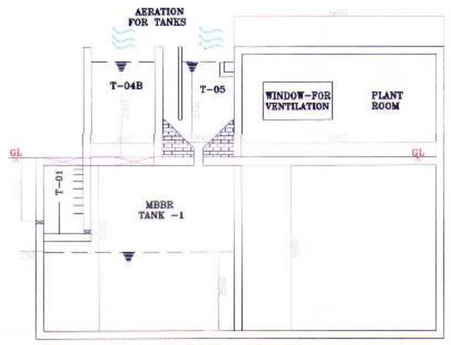

TYPICAL SECTION
STP

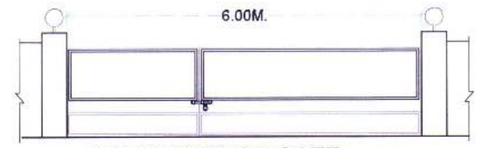

ELEVATION OF GATE

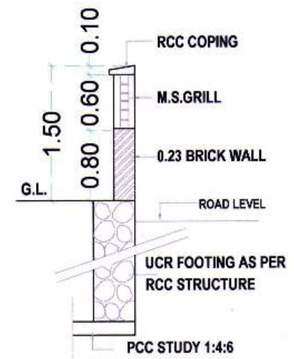

SECTION OF COMPOUND WALL

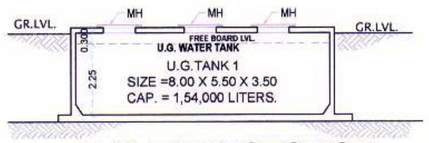

U.G. TANK SECTION

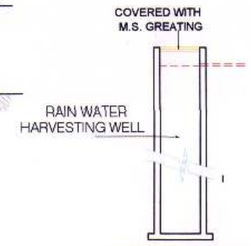

SECTION THROUGH
RAIN WATER HARVESTING WELL

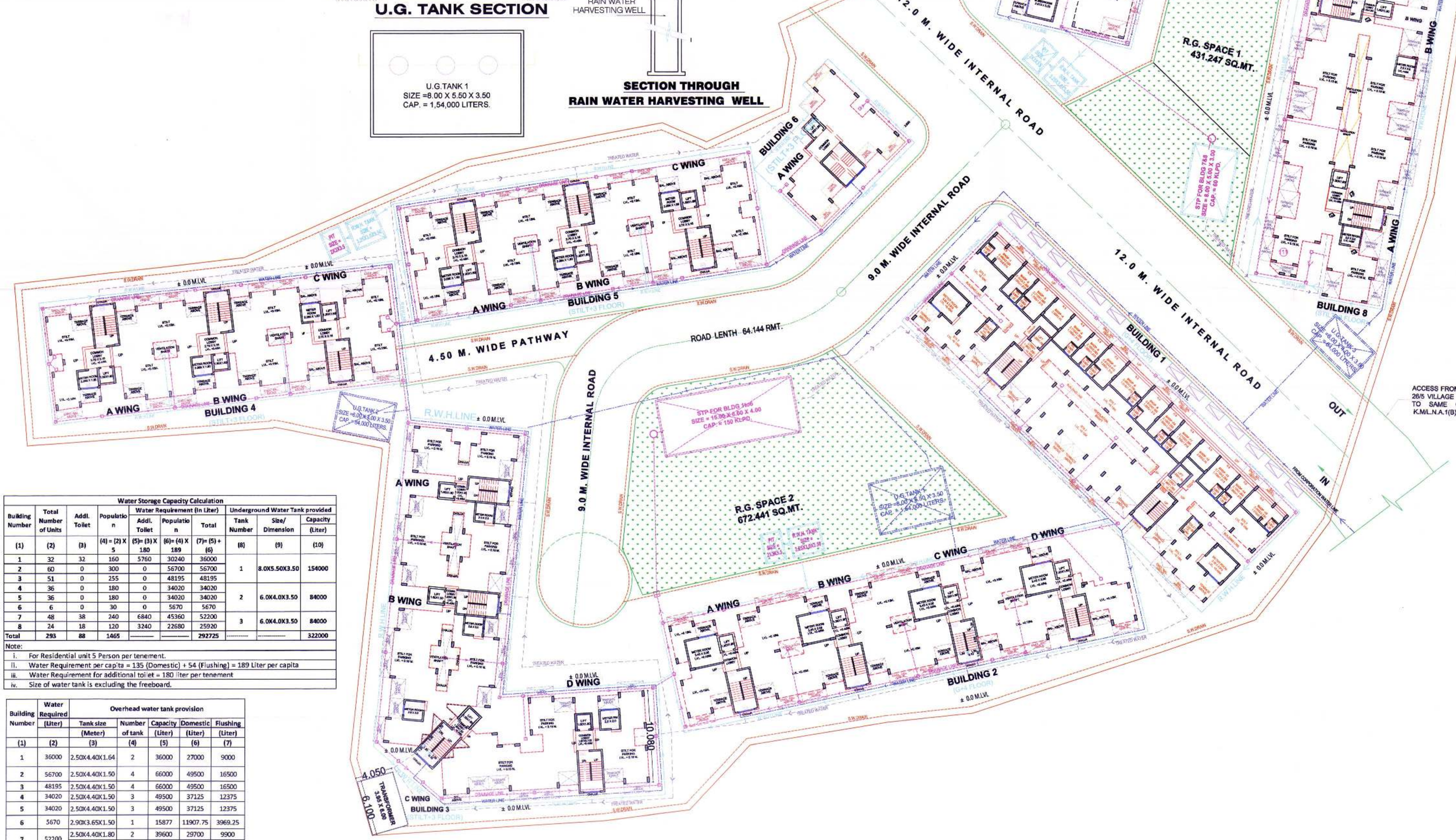

ACCESS FROM N.A LAND SURVEY NO.5/11 & 26/5 VILLAGE - CHINDHRAN (LAND BELONG TO SAME OWNER) NA. ORDER NO. K.M/L.N.A.1(B)/S.R.445/2012 DATE 24/12/2013

Water Storage Capacity Calculation									
Building Number	Total Number of Units	Addl. Toilet	Population	Water Requirement (In Liter): Addl. Toilet	Population	Total	Underground Water Tank provided: Tank Number	Size/ Dimension	Capacity (Liter)
(1)	(2)	(3)	(4) = (2) X 5	(5)= (3) X 180	(6)= (4) X 189	(7)= (5) + (6)	(8)	(9)	(10)
1	32	32	160	5760	30240	36000	1	8.0X5.50X3.50	154000
2	60	0	300	0	56700	56700			
3	51	0	255	0	48195	48195			
4	36	0	180	0	34020	34020	2	6.0X4.0X3.50	84000
5	36	0	180	0	34020	34020			
6	6	0	30	0	5670	5670			
7	48	38	240	6840	45360	52200	3	6.0X4.0X3.50	84000
8	24	18	120	3240	22680	25920			
Total	293	88	1465	———	———	292725	———	———	322000

Note:
i. For Residential unit 5 Person per tenement.
ii. Water Requirement per capita = 135 (Domestic) + 54 (Flushing) = 189 Liter per capita
iii. Water Requirement for additional toilet = 180 liter per tenement
iv. Size of water tank is excluding the freeboard.

Building Number	Water Required (Liter)	Overhead water tank provision: Tank size (Meter)	Number of tank	Capacity (Liter)	Domestic (Liter)	Flushing (Liter)
(1)	(2)	(3)	(4)	(5)	(6)	(7)
1	36000	2.50X4.40X1.64	2	36000	27000	9000
2	56700	2.50X4.40X1.50	4	66000	49500	16500
3	48195	2.50X4.40X1.50	4	66000	49500	16500
4	34020	2.50X4.40X1.50	3	49500	37125	12375
5	34020	2.50X4.40X1.50	3	49500	37125	12375
6	5670	2.90X3.65X1.50	1	15877	11907.75	3969.25
7	52200	2.50X4.40X1.80	2	39600	29700	9900
		2.05X4.40X1.50	1	13530	10147.5	3382.5
8	25920	2.50X4.40X1.50	2	33000	24750	8250
Total	----------	----------		369007	276755.3	92251.75

Note:
i. Overhead tank capacity shall be minimum 50% of water requirement.
ii. Size of Overhead tank is excluding freeboard.

SERVICE LAYOUT PLAN SCALE = 1 : 200

STAMP OF APPROVAL 02/16

DEVELOPMENT PERMISSION GRANTED
Subject to the conditions mentioned
in this office's letter No.:
CIDCO/NAINA/Panvel/Chindhran/BP-2017/CC/2018/1310
Dated 23 FEB 2018
23/2/18
Associate Planner (NAINA)

Legend		
Sr. No.	Item	Service Plan
(1)	(2)	(3)
1	Plot Line	
2	Existing Street	
3	Future Street	
4	Drainage And Sewerage Work	
5	Water Supply Work	
6	Rwh Line	
7	S.W. Drain	
8	Treated water line	

SHEET CONTAINS :-
SERVICES LAYOUT, COMPOUND WALL SECTION & ELEVATION, SEPTIC TANK DETAILS, UG. TANK DETAIL PIT SECTION, OH TANK & UG TANK CAPACITY CALCULATION, SEPTIC TANK REQUIREMENT

DESCRIPTION OF PROPOSAL AND PROPERTY
PROPOSED RESIDENTIAL BUILDINGS ON S. NO: 5/9, 5/11, 5/12 & 5/14 AT VILLAGE - CHINDRAN, TAL.- PANVEL, DIST- RAIGAD.

NAME ADDRESS & SIGN. OF OWNER	NAME ADDRESS & SIGN. OF ARCHITECT
MR. BHAUSAHEB N. SHINGADE	AR. PRADEEP B. DHORE REGN. NO.: CA/91/13873. PRADEEP DHORE B.ARCH, M.E.

DRAWN BY :	CHECKED BY:	SCALE :	DATE :
GP	P.DHORE	REFER LAYOUT	12.12.2017

NORTH

DESIGNO
Architects, Planners & Engineers
708,J.K CHAMBERS SECTOR-17,VASHI,
NAVI MUMBAI TEL-27892606 / 27892795
EMAIL:designoo@gmail.com
Logon: www.designoinfra.com

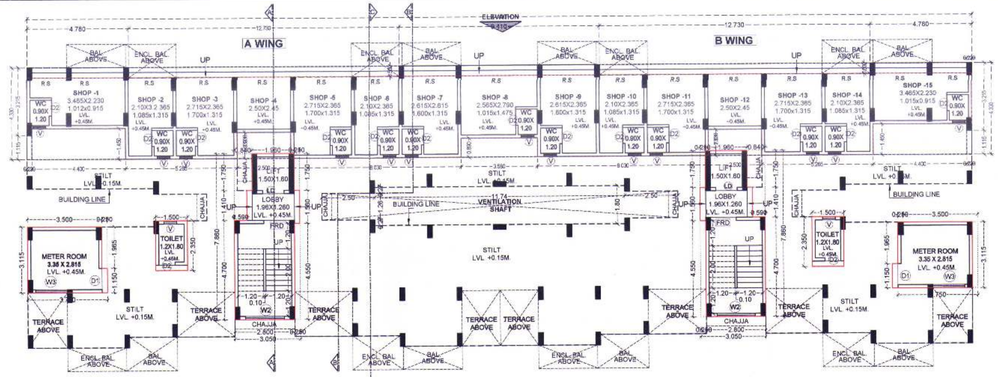

GROUND FLOOR PLAN SCALE = 1 : 100

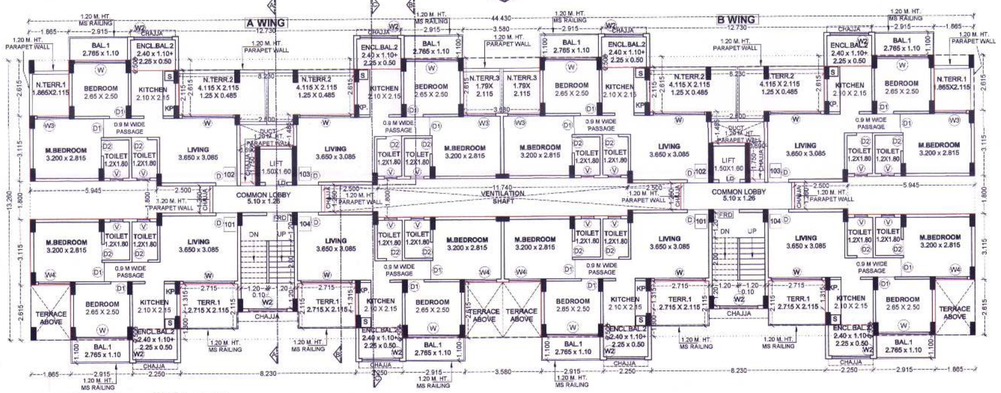

1ST FLOOR PLAN SCALE = 1 : 100

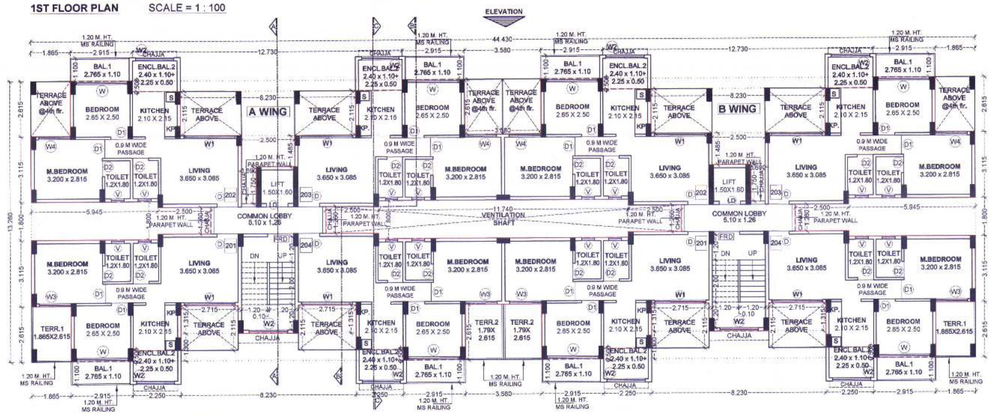

2ND FLOOR PLAN SCALE = 1 : 100

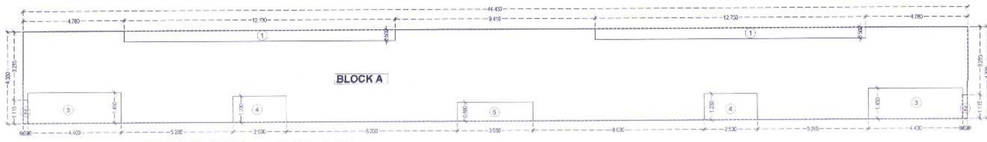

AREA LINE DIAGRAM OF GROUND FLOOR SCALE = 1 : 100

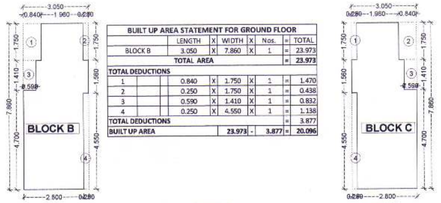

A WING B WING

AREA LINE DIAGRAM OF GR FLOOR (Stairace)
SCALE = 1 : 100

BUILT UP AREA STATEMENT FOR GROUND FLOOR								
		LENGTH	X	WIDTH	X	Nos.	=	TOTAL
BLOCK B		3.050	X	7.860	X	1	=	23.973
TOTAL AREA							=	23.973
TOTAL DEDUCTIONS								
1		0.840	X	1.750	X	1	=	1.470
2		0.250	X	1.750	X	1	=	0.438
3		0.590	X	1.410	X	1	=	0.832
4		0.250	X	4.550	X	1	=	1.138
TOTAL DEDUCTIONS							=	3.877
BUILT UP AREA		23.973	-	3.877	=		20.096	

BUILT UP AREA STATEMENT FOR GROUND FLOOR								
		LENGTH	X	WIDTH	X	Nos.	=	TOTAL
BLOCK C		3.050	X	7.860	X	1	=	23.973
TOTAL AREA							=	23.973
TOTAL DEDUCTIONS								
1		0.250	X	1.750	X	1	=	0.438
2		0.840	X	1.750	X	1	=	1.470
3		0.590	X	1.410	X	1	=	0.832
4		0.250	X	4.550	X	1	=	1.138
TOTAL DEDUCTIONS							=	3.877
BUILT UP AREA		23.973	-	3.877	=		20.096	

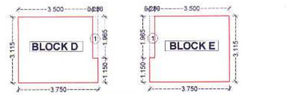

AREA LINE DIAGRAM OF METER ROOM
SCALE = 1 : 100

AREA LINE DIAGRAM OF SANITARY BLOCK
SCALE = 1 : 100

TOILET CALCULATION (F BLOCK)
1.00 X 2.350 X 2 = 7.050 SQ.MT

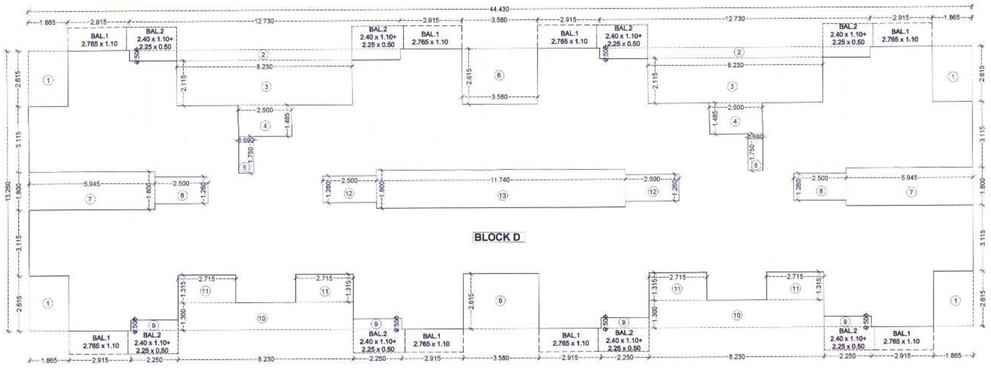

AREA LINE DIAGRAM OF 1ST TO 4TH FLOOR SCALE = 1 : 100

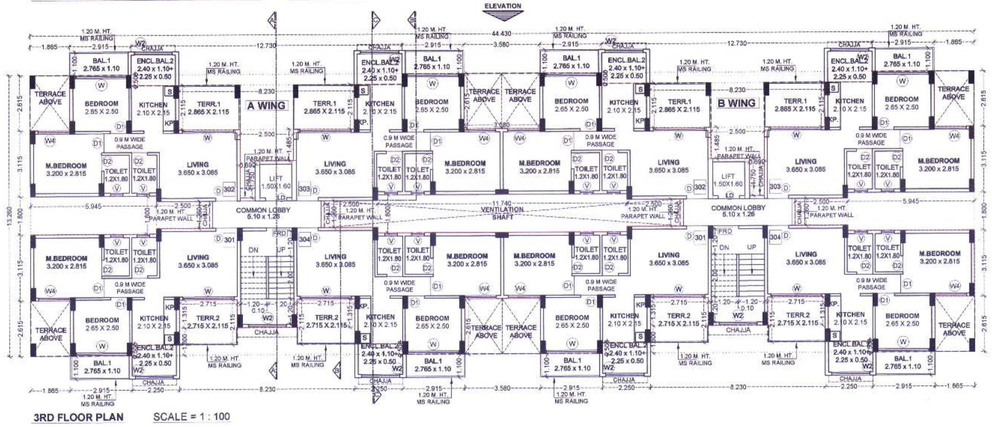

3RD FLOOR PLAN SCALE = 1 : 100

BUILDING - 1

STAMP OF APPROVAL

DEVELOPMENT PERMISSION GRANTED
Subject to the conditions mentioned
in the attached letter bearing
CIDCO/NAINA/Panvel/Undrel/TP-209/Fsi/Low/310
Date: 23 FEB 2018
Associate Planner (NAINA)

BUILT UP AREA STATEMENT			
FLOORS	B.U. AREA	EXCESS BALCONY	TOTAL BUILT UP AREA
GROUND FLOOR	204.285	0.000	204.285
1ST FLOOR	398.215	0.000	398.215
2nd FLOOR	398.215	0.000	398.215
3rd FLOOR	398.215	0.000	398.215
4th FLOOR	398.215	0.000	398.215
TOTAL	1797.144	0.000	1797.144

BUILT UP AREA STATEMENT FOR GROUND FLOOR								
		LENGTH	X	WIDTH	X	Nos.	=	TOTAL
BLOCK A		44.430	X	4.330	X	1	=	192.382
TOTAL AREA							=	192.382
TOTAL DEDUCTIONS								
1		12.730	X	0.500	X	2	=	12.730
2		0.230	X	1.115	X	2	=	0.513
3		4.400	X	1.450	X	2	=	12.760
4		2.500	X	1.230	X	2	=	6.150
5		3.580	X	0.890	X	1	=	3.186
TOTAL DEDUCTIONS							=	35.339
BUILT UP AREA		192.382	-	35.339	=		157.043
BUILT UP AREA ON GR. FLOOR (BLOCK A+B+C+F)							=	
		(157.043+20.096+20.096+7.05)					=	204.285

BUILT UP AREA STATEMENT FOR SANITARY BLOCK								
PROPOSED								
BLOCK F		1.500	X	2.350	X	2	=	7.050
TOTAL AREA							=	7.050

BUILT UP AREA STATEMENT FOR ELECTRIC METER ROOM								
		LENGTH	X	WIDTH	X	Nos.	=	TOTAL
BLOCK D		3.750	X	3.115	X	1	=	11.681
BLOCK E		3.750	X	3.115	X	1	=	11.681
TOTAL AREA							=	23.363
TOTAL DEDUCTIONS								
1		0.250	X	1.965	X	2	=	0.983
TOTAL AREA							=	22.380

BUILT UP AREA STATEMENT FOR 1ST TO 4TH FLOOR								
BLOCK - D		LENGTH	X	WIDTH	X	Nos.	=	TOTAL
		44.430	X	13.260	X	1	=	589.142
TOTAL AREA							=	589.142
TOTAL DEDUCTIONS								
1		1.865	X	2.615	X	4	=	19.508
2		12.730	X	0.500	X	2	=	12.730
3		8.230	X	2.115	X	2	=	34.813
4		2.500	X	1.485	X	2	=	7.425
5		0.690	X	1.750	X	2	=	2.415
6		3.580	X	2.615	X	2	=	18.723
7		5.945	X	1.800	X	2	=	21.402
8		2.500	X	1.260	X	2	=	6.300
9		2.250	X	0.500	X	4	=	4.500
10		8.230	X	1.300	X	2	=	21.398
11		2.715	X	1.315	X	4	=	14.281
12		2.500	X	1.260	X	2	=	6.300
13		11.740	X	1.800	X	1	=	21.132
TOTAL DEDUCTIONS							=	190.927
BUILT UP AREA		589.142	-	190.927	=		398.215	

BALCONY STATEMENT FOR 1ST TO 4TH FLOOR							
PERMISSIBLE 15% BALCONY		398.215 X 15%			=	59.732	
PROPOSED BALCONY							
BAL. 1	2.765	X	1.100	X	8	=	24.332
ENCL. BAL. 2	2.400	X	1.100	X	8	=	21.120
	2.250	X	0.500	X		=	9.000
PROPOSED BALCONY AREA EACH FLOOR					16	=	54.452
TOTAL BALCONY AREA 1ST TO 4TH FLOOR					64	=	217.808

TERRACE STATEMENT FOR 1ST FLOOR							
PERMISSIBLE 20% TERRACE		398.215 X 20%			=	79.643	
PROPOSED NATURAL TERRACE							
N.TERRACE -1	1.865	X	2.115	X	2	=	7.889
N.TERRACE -2	4.115	X	2.115	X	4	=	34.813
	1.250	X	0.485	X		=	2.425
N.TERRACE -3	1.790	X	2.115	X	2	=	7.572
PROP NATURAL TERR. OF 1ST FLOOR					8	=	52.699
PROPOSED PROJ. TERRACE							
TERRACE -1	2.715	X	2.115	X	4	=	22.969
PROPOSED TERRACE OF 1ST FLOOR					12	=	75.667

TERRACE STATEMENT FOR 2ND FLOOR							
PERMISSIBLE 20% TERRACE		398.215 X 20%			=	79.643	
PROPOSED NATURAL TERRACE							
TERRACE -1	1.865	X	2.615	X	2	=	9.754
TERRACE -2	1.790	X	2.615	X	2	=	9.362
PROPOSED TERRACE OF EACH FLOOR					4	=	19.116

TERRACE STATEMENT FOR 3RD FLOOR							
PERMISSIBLE 20% TERRACE		398.215 X 20%			=	79.643	
PROPOSED TERRACE							
TERRACE -1	2.865	X	2.115	X	4	=	24.238
TERRACE -2	2.715	X	2.115	X	4	=	22.969
PROPOSED TERRACE OF EACH FLOOR					8	=	47.207

DOOR & WINDOW SCHEDULE					
TYPE	SIZE	SILL HT.	AREA		REMARKS
FD	1.200 X 2.100	-	2.520		T/W FLUSHED DOOR
S	1.000 X 2.100	-	2.100		T/W FLUSHED DOOR
D1	0.900 X 2.100	-	1.890		T/W FLUSHED DOOR
D2	0.750 X 2.100	-	1.575		T/W FLUSHED DOOR
W	2.400 X 1.200	0.100	2.880	ALL FRAMED S.S. DING GL.	WINDOW
W1	2.400 X 1.400	0.900	1.680	ALL FRAMED S.S. DING GL.	WINDOW
W2	1.800 X 1.400	0.900	2.520	ALL FRAMED S.S. DING GL.	WINDOW
W3	1.500 X 1.200	0.150	1.800	ALL FRAMED S.S. DING GL.	WINDOW
W4	1.300 X 1.400	0.900	2.100	ALL FRAMED S.S. DING GL.	WINDOW
V	0.600 X 0.900	1.450	0.540	LOUVERED STRT. LITCH	
LD	1.200 X 0.100	0.000	0.120	LIFT DOOR	

LIGHT & VENTILATION STATEMENT			
ROOM	AREA OF ROOM	AREA OF WIN. (AREA OF WIN. MIN. REQ. 1/6 Of Room)	TYPES OF WIN. PROVIDED Encl. WIN.	PROVIDED
LIVING	11.260	1.877	3.126	3.360	W/W1
KITCHEN	3.180	1.060	2.520	W2
BEDROOM	6.625	1.104	5.200	W
MBEDROOM	9.100	1.517	3.375	3.360	W/W4
TOILET	2.380	0.360	0.54	V

NOTES :-

1) ALL DIMENSIONS ARE IN METER
2) INTERNAL WALL THK. ARE 0.115 M. AND EXTERNAL WALL THK. ARE 0.180 M.

SHEET CONTAINS :-

GROUND FLOOR PLAN, AREA LINE DIAGRAM OF GROUND FLOOR & BUILT UP AREA STATEMENT , METER ROOM AREA DIAGRAM AND AREA STATEMENT, 1ST FLOOR PLAN, 2ND FLOOR PLAN, 3RD FLOOR PLAN, AREA LINE DIAGRAM OF 1ST TO 4TH FLOOR, BUILT UP AREA STATEMENT 1ST TO 4TH FLOOR BALCONY AREA STATEMENT, 1ST FLOOR TERRACE STATEMENT, 2ND FLOOR TERRACE STATEMENT, 3RD FLOOR TERRACE AREA STATEMENT, DOOR & WINDOW SCHEDULE AND LIGHT & VENTILATION STATEMENT

DESCRIPTION OF PROPOSAL AND PROPERTY

PROPOSED RESIDENTIAL BUILDINGS ON S. NO. 6/6, 5/11, 5/12 & 5/14 AT VILLAGE - CHINDHAR, TAL.- PANVEL, DIST- RAIGAD.

NAME ADDRESS & SIGN. OF OWNER

MR. BHUSHAN N. SHENDKAR

NAME ADDRESS & SIGN. OF ARCHITECT

AR. PRADEEP B. DHORE
REGN. NO. CA/91/11873

MR. PRADEEP B. DHORE

DRAWN BY	CHECKED BY	SCALE	DATE
RUPALI	P. DHORE	1:100	12.12.2017

NORTH

DESIGNO
Architects, Planners & Engineers
208,C.D.CHAMBER SECTOR-17 VASHI,
NAVI MUMBAI 10.09910336 / 27892793
mail.designo@gmail.com
Login: www.designo1999.com

BUILDING - 1

STAMP OF APPROVAL

DEVELOPMENT PERMISSION GRANTED
Subject to the conditions mentioned
in the
Circular No. /Bamti/Bhatna/BP-20/F/Kamal/1310
Date 23 FEB-2018
Assistant Town Planner
Accounts Planner (NAINA)

TERRACE STATEMENT FOR 4TH FLOOR						
PERMISSABLE 20% TERRACE			398.215 X 20%		=	79.643
PROPOSED NATURAL TERRACE						
TERRACE - 1	1.865	X	2.615	X 4	=	19.508
TERRACE -2	1.790	X	2.615	X 4	=	18.723
PROPOSED TERRACE OF EACH FLOOR				= 8	=	38.231

DOOR & WINDOW SCHEDULE

TYPE	SIZE	SILL (X)	AREA	REMARKS
D3	1.200 X 2.100	-	2.520	T/W PLAIN SED DOOR
D	1.000 X 2.100	-	2.100	T/W PLAIN SED DOOR
D1	0.900 X 2.100	-	1.890	T/W PLAIN SED DOOR
D2	0.750 X 2.100	-	1.575	T/W PLAIN SED DOOR
W	2.400 X 2.150	0.150	5.160	ALU FRAMED SLID WDS.. W/ WDOW
W1	2.400 X 1.400	0.900	3.360	ALU FRAMED SLID WDS.. W/ WDOW
W2	1.800 X 1.400	0.900	2.520	ALU FRAMED SLID WDS.. W/ WDOW
W3	1.050 X 2.150	0.150	2.520	ALU FRAMED SLID WDS.. W/ WDOW
W4	1.200 X 1.400	0.900	1.680	ALU FRAMED SLID WDS.. W/WDOW
V	0.600 X 0.300	1.650	0.180	OLAVERD VENTILATOR
LD	1.200 X 2.100	0.000	2.520	LIFT DOOR

LIGHT & VENTILATION STATEMENT

ROOM	AREA OF ROOM	AREA OF WIN. MIN. REQ. 1/6 (IN SQ.FT.)	AREA OF WIN. PROVIDED (IN SQ.FT.)	TYPES OF WIN PROV.DED
LIVING	12.350	2.077	5.16/3.360	W/W1
KITCHEN	7.558	1.260	2.520	W2
BEDROOM	5.625	1.334	5.360	W1
M.BEDROOM	9.938	1.381	3.225/2.00	W3/W4
TOILET	2.150	0.360	0.54	V

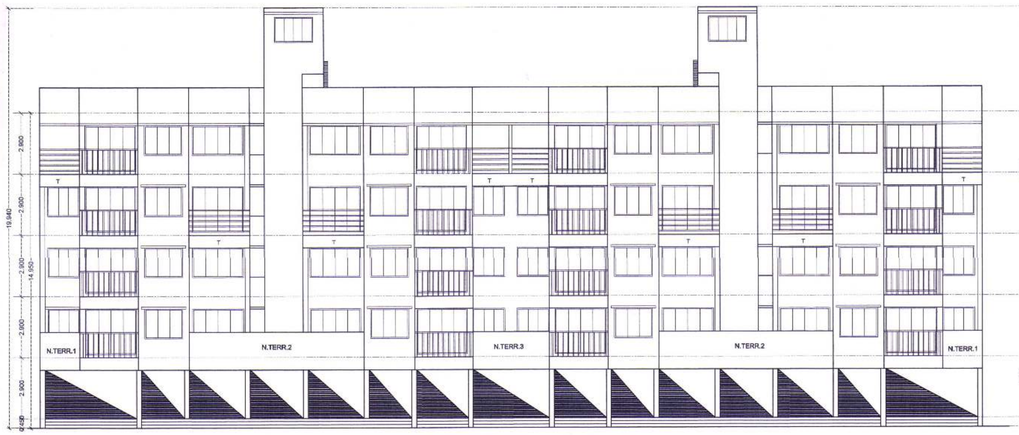

FRONT ELEVATION SCALE = 1 : 100

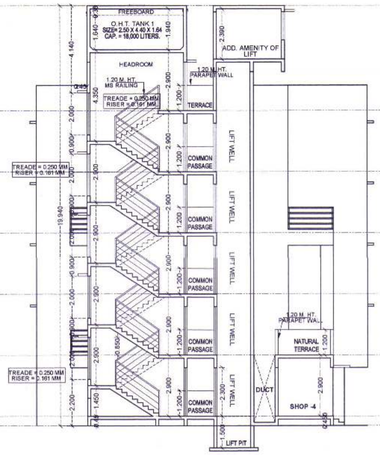

SECTION A-A SCALE = 1 : 100

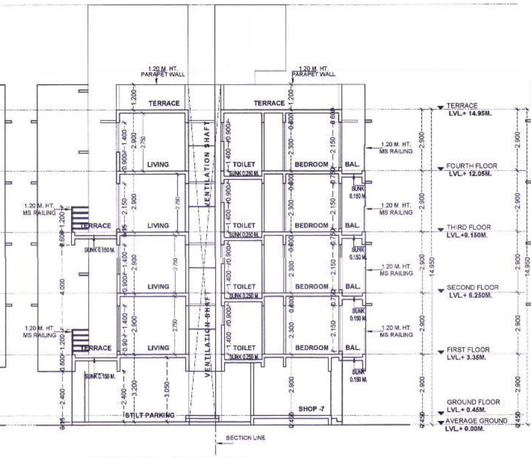

SECTION B-B SCALE = 1 : 100

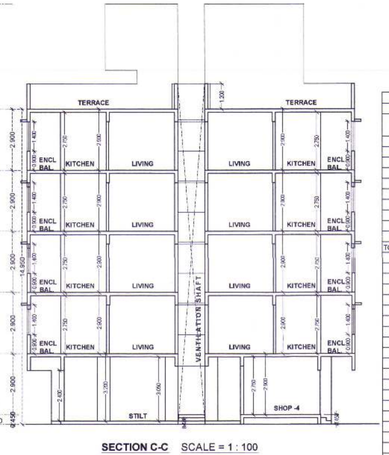

SECTION C-C SCALE = 1 : 100

TENEMENT AREA STATEMENT

SHOPS/ FLAT NO.	CARPET AREA IN SQ. M.	BALCONY AREA ENCL. BALC.	TERRACE AREA PROJE. BALC.	B.U. AREA IN SQ. M.
BUILDING NO. - 1				
GROUND FLOOR				
1, 15	9.821			11.197
2,14	7.559			8.726
6,10	7.559			8.671
3, 5,11,13	9.822			11.065
4, 12	6.125			6.890
7,9	9.454			10.656
8	9.819			10.966
TOTAL 15				
A WING _ 1ST FLOOR				
101	38.728	3.765	3.042	5.742	44.271
102	38.728	3.765	3.042	13.254	44.271
103	38.728	3.765	3.042	13.095	44.037
104	38.728	3.765	3.042	5.742	44.037
A WING _ 2ND FLOOR					
201	38.728	3.765	3.042	4.877	44.271
202	38.728	3.765	3.042		44.271
203	38.728	3.765	3.042		44.037
204	38.728	3.765	3.042	4.681	44.037
A WING _ 3RD FLOOR					
301	38.728	3.765	3.042	5.742	44.271
302	38.728	3.765	3.042	6.060	44.271
303	38.728	3.765	3.042	6.060	44.037
304	38.728	3.765	3.042	5.742	44.037
A WING _ 4TH FLOOR					
401	38.728	3.765	3.042	4.877	44.271
402	38.728	3.765	3.042	4.877	44.271
403, 404	38.728	3.765	3.042	4.681	44.037
B WING _ 1ST FLOOR					
101	38.728	3.765	3.042	5.742	44.037
102	38.728	3.765	3.042	13.135	44.037
103	38.728	3.765	3.042	13.254	44.271
104	38.728	3.765	3.042	5.742	44.271
B WING _ 2ND FLOOR					
201	38.728	3.765	3.042	4.681	44.037
202	38.728	3.765	3.042		44.037
203	38.728	3.765	3.042		44.271
204	38.728	3.765	3.042	4.877	44.271
B WING _ 3RD FLOOR					
301	38.728	3.765	3.042	5.742	44.037
302	38.728	3.765	3.042	6.060	44.037
303	38.728	3.765	3.042	6.060	44.271
304	38.728	3.765	3.042	5.742	44.271
B WING _ 4TH FLOOR					
401, 402	38.728	3.765	3.042	4.681	44.037
403, 404	38.728	3.765	3.042	4.877	44.271

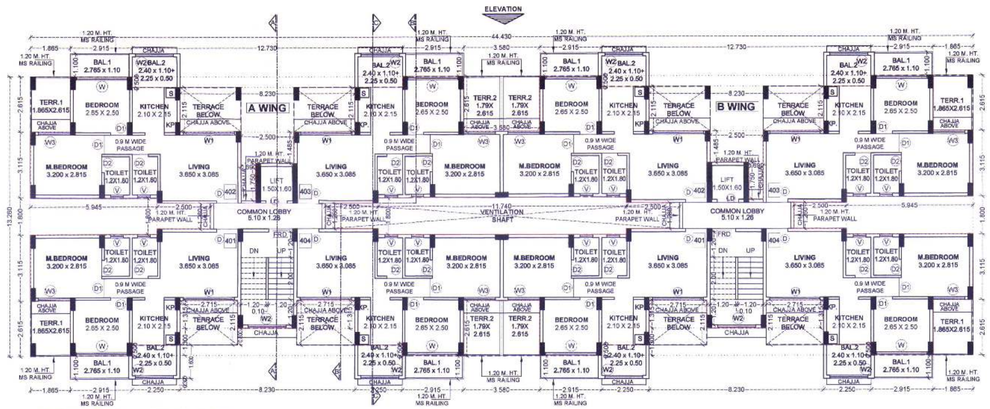

4TH FLOOR PLAN SCALE = 1 : 100

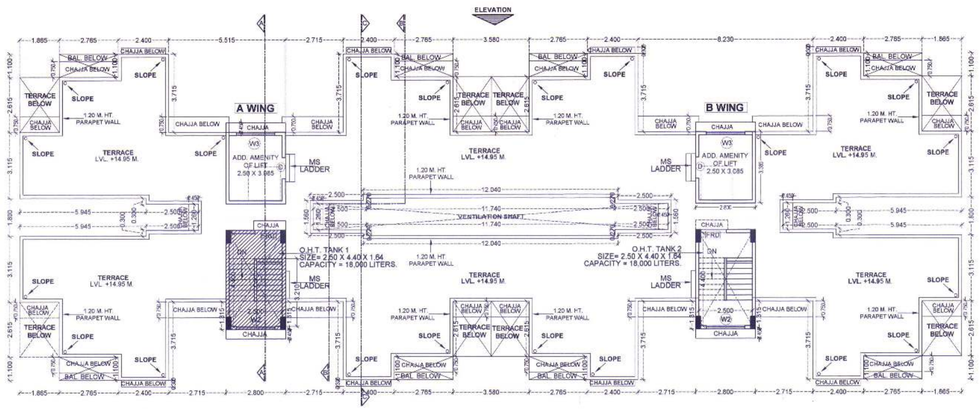

TERRACE FLOOR PLAN SCALE = 1 : 100

NOTES :-

1.) ALL DIMENSIONS ARE IN METER
2.) INTERNAL WALL THK ARE 0.115 M. AND EXTERNAL WALL THK ARE 0.150 M.

SHEET CONTAINS :-

4TH FLOOR PLAN, 4TH FLOOR TERRACE STATEMENT, TERRACE FLOOR PLAN, FRONT ELEVATION, SECTION A-A, SECTION B-B, TENEMENT AREA STATEMENT, DOOR & WINDOW SCHEDULE AND LIGHT & VENTILATION STATEMENT.

DESCRIPTION OF PROPOSAL AND PROPERTY

PROPOSED RESIDENTIAL BUILDINGS ON S. NO: 5/9, 5/11, 5/12 & 5/14 AT VILLAGE - CHINDRAM, TAL.- PANVEL, DIST- RAIGAD.

NAME ADDRESS & SIGN. OF OWNER	NAME ADDRESS & SIGN. OF ARCHITECT
Mr. BHUSAHEB N. SHINDAE	AR. PRADEEP B. DHORE REGN. NO.: CA/91/13873 PROFESSIONAL ADDRESS B.ARCH., M.E.

DRAWN BY:	CHECKED BY:	SCALE	DATE
RUPALI	P.DHORE	REFER LAYOUT	12.12.2017

NORTH

DESIGNO
Architects, Planners & Engineers
108,LIK CHHAYERI SECTOR-7 KHARGHAR, NAVI MUMBAI-TEL-27740400 / 27740270
Email: designo@vsnl.com
Logon: www.designo-dhe.com

BUILDING - 2

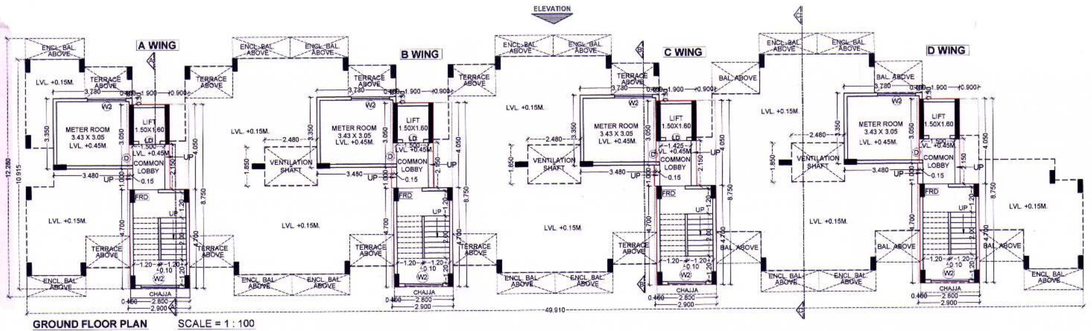

GROUND FLOOR PLAN SCALE = 1 : 100

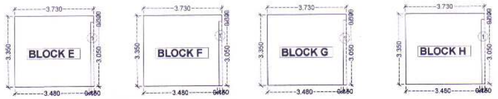

AREA LINE DIAGRAM OF METER ROOM SCALE = 1 : 100

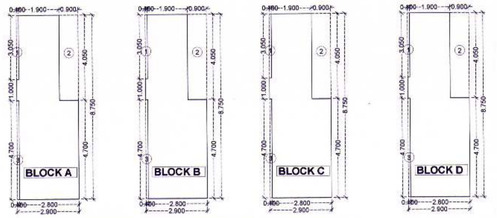

AREA LINE DIAGRAM OF GROUND FLOOR SCALE = 1 : 100

BUILT UP AREA STATEMENT FOR GROUND FLOOR									
			LENGTH	X	WIDTH	X	Nos.	=	TOTAL
BLOCK A			2.900	X	8.750	X	1	=	25.375
TOTAL AREA								=	25.375
TOTAL DEDUCTIONS									
1			0.100	X	3.050	X	1	=	0.305
2			0.900	X	4.050	X	1	=	3.645
3			0.100	X	4.700	X	1	=	0.470
TOTAL DEDUCTIONS								=	4.420
BUILT UP AREA - A					25.375	-	4.420	=	20.955
BLOCK B			2.900	X	8.750	X	1	=	25.375
TOTAL AREA								=	25.375
TOTAL DEDUCTIONS									
1			0.100	X	3.050	X	1	=	0.305
2			0.900	X	4.050	X	1	=	3.645
3			0.100	X	4.700	X	1	=	0.470
TOTAL DEDUCTIONS								=	4.420
BUILT UP AREA - B					25.375	-	4.420	=	20.955
BLOCK C			2.900	X	8.750	X	1	=	25.375
TOTAL AREA								=	25.375
TOTAL DEDUCTIONS									
1			0.100	X	3.050	X	1	=	0.305
2			0.900	X	4.050	X	1	=	3.645
3			0.100	X	4.700	X	1	=	0.470
TOTAL DEDUCTIONS								=	4.420
BUILT UP AREA - C					25.375	-	4.420	=	20.955
BLOCK D			2.900	X	8.750	X	1	=	25.375
TOTAL AREA								=	25.375
TOTAL DEDUCTIONS									
1			0.100	X	3.050	X	1	=	0.305
2			0.900	X	4.050	X	1	=	3.645
3			0.100	X	4.700	X	1	=	0.470
TOTAL DEDUCTIONS								=	4.420
BUILT UP AREA - D					25.375	-	4.420	=	20.955
BUILT UP AREA - A+B+C+D									83.820

BUILT UP AREA STATEMENT						
FLOORS	B.U. AREA		EXCESS BALCONY		TOTAL BUILT UP AREA	
GROUND FLOOR	83.820		0.000		83.820	
1ST FLOOR	390.416		0.000		390.416	
2nd FLOOR	390.416		0.000		390.416	
3rd FLOOR	390.416		0.000		390.416	
4th FLOOR	390.416		0.000		390.416	
TOTAL	1645.484		0.000		1645.484	

BUILT UP AREA STATEMENT FOR 1ST TO 4TH FLOOR									
			LENGTH	X	WIDTH	X	Nos.	=	TOTAL
BLOCK - I			49.910	X	10.915	X	1	=	544.768
TOTAL AREA								=	544.768
TOTAL DEDUCTIONS									
1			2.245	X	1.865	X	7	=	29.308
2			1.750	X	2.165	X	4	=	15.155
3			0.750	X	3.915	X	4	=	11.745
4			1.180	X	5.065	X	1	=	5.977
5			2.400	X	5.065	X	1	=	12.156
6			1.315	X	6.065	X	1	=	7.975
7			2.800	X	0.635	X	2	=	3.556
8			2.095	X	2.500	X	8	=	41.900
9			5.450	X	0.635	X	3	=	10.382
10			1.315	X	1.850	X	1	=	2.433
11			2.480	X	1.850	X	3	=	13.764
TOTAL DEDUCTIONS								=	154.352
BUILT UP AREA			544.768	-	154.352	=			390.416

BUILT UP AREA STATEMENT FOR ELECTRIC METER ROOM									
			LENGTH	X	WIDTH	X	Nos.	=	TOTAL
BLOCK E			3.730	X	3.350	X	1	=	12.496
BLOCK F			3.730	X	3.350	X	1	=	12.496
BLOCK G			3.730	X	3.350	X	1	=	12.496
BLOCK H			3.730	X	3.350	X	1	=	12.496
TOTAL AREA								=	49.982
TOTAL DEDUCTIONS									
1	X	0.150	X	3.050	X	4	=	1.830
TOTAL DEDUCTIONS								=	1.830
BUILT UP AREA					49.982	-	1.830	=	48.152

BALCONY STATEMENT FOR 1ST TO 4TH FLOOR								
PERMISSABLE 20% BALCONY					390.416X 15%		=	58.562
PROPOSED BALCONY								
ENCL. BAL. 1	2.800	X	1.000	X	3	=	8.400
ENCL. BAL. 2	2.725	X	1.000	X	12	=	32.700
BAL. 3	2.245	X	1.500	X	2	=	6.735
BAL. 4	2.095	X	1.500	X	3	=	9.428
PROPOSED BALCONY AREA EACH FLOOR					20	=	57.263
TOTAL BALCONY AREA 1ST TO 4TH FLOOR					80	=	229.052

TERRACE STATEMENT FOR 1ST & 3RD FLOOR							
PERMISSABLE 20% TERRACE			390.416 X 20%			=	78.083
PROPOSED TERRACE							
TERRACE - 1	2.245	X	1.500	X	5	=	16.838
TERRACE - 2	2.095	X	1.500	X	5	=	15.713
PROPOSED TERRACE OF EACH FLOOR				=	10	=	32.551
TOTAL TERRACE OF 1ST & 3RD FLOOR				=	20	=	65.102

DOOR & WINDOW SCHEDULE					
TYPE	SIZE		SILL LVL	AREA	REMARKS
FRD	1.200	X	2.100	-	1.500 T/W FIRED DOOR
D	1.000	X	2.100	-	2.100 T/W FLUSHED DOOR
D1	0.900	X	2.100	-	1.890 T/W FLUSHED DOOR
D2	0.750	X	2.100	-	1.575 T/W FLUSHED DOOR
W	2.400	X	2.150	0.150	5.160 ALU. FRAMED SLIDING GL. WINDOW
W1	2.400	X	1.400	0.900	3.360 ALU. FRAMED SLIDING GL. WINDOW
W2	1.800	X	1.400	0.900	2.520 ALU. FRAMED SLIDING GL. WINDOW
W3	1.500	X	2.150	0.150	3.225 ALU. FRAMED SLIDING GL. WINDOW
W4	1.500	X	1.400	0.150	2.100 ALU. FRAMED SLIDING GL. WINDOW
V	0.600	X	0.900	1.450	0.540 LOUVERED VENTILATOR
LD	1.200	X	2.100	0.000	2.520 LIFT DOOR

LIGHT & VENTILATION STATEMENT				
ROOM	AREA OF ROOM	AREA OF WIN. MIN. REQ. 1/ 6 (in sq mt.)	AREA OF WIN. PROVIDED (in sq mt.)	TYPES OF WIN PROVIDED
LIVING	11.260	1.877	5.16	W
KITCHEN	7.560	1.260	2.520	W2
BEDROOM	6.625	1.104	5.160	W
M.BEDROOM	9.008	1.501	3.225	W3
TOILET	2.160	0.360	0.54	V

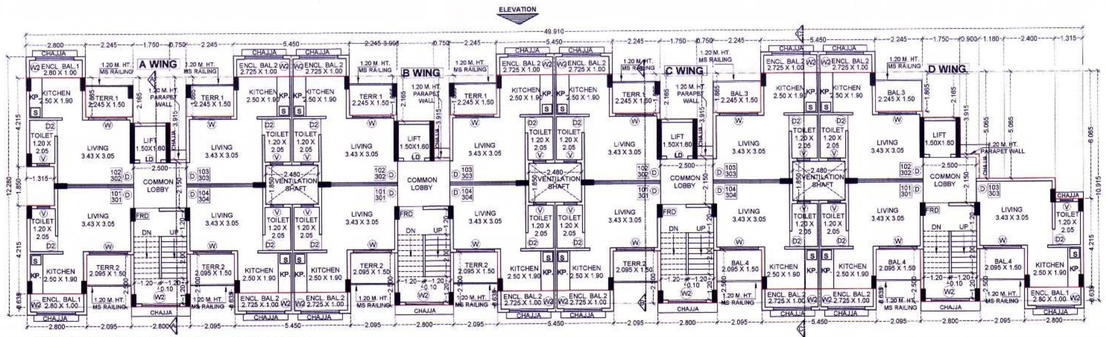

TYPICAL 1ST & 3RD FLOOR PLAN SCALE = 1 : 100

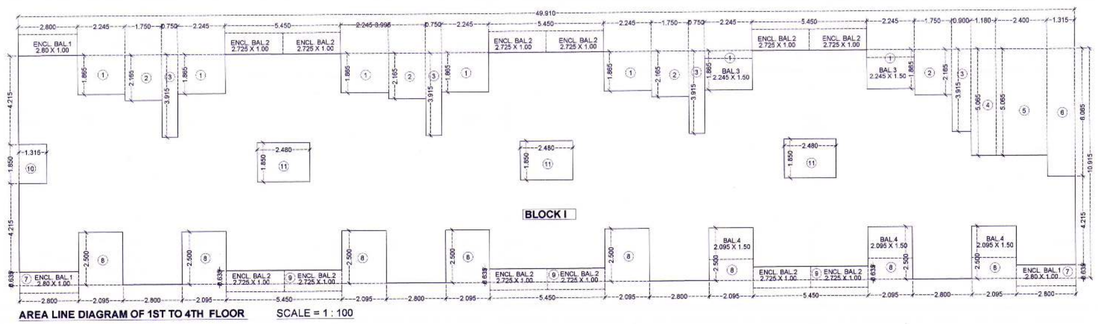

AREA LINE DIAGRAM OF 1ST TO 4TH FLOOR SCALE = 1 : 100

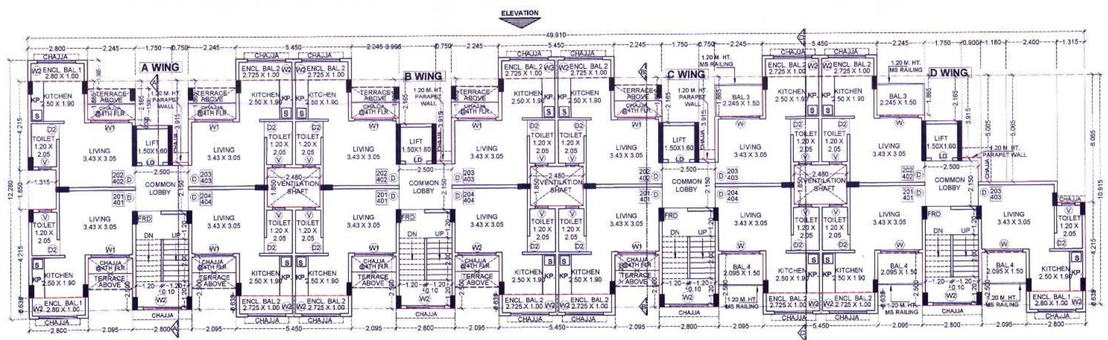

TYPICAL 2ND & 4TH FLOOR PLAN SCALE = 1 : 100

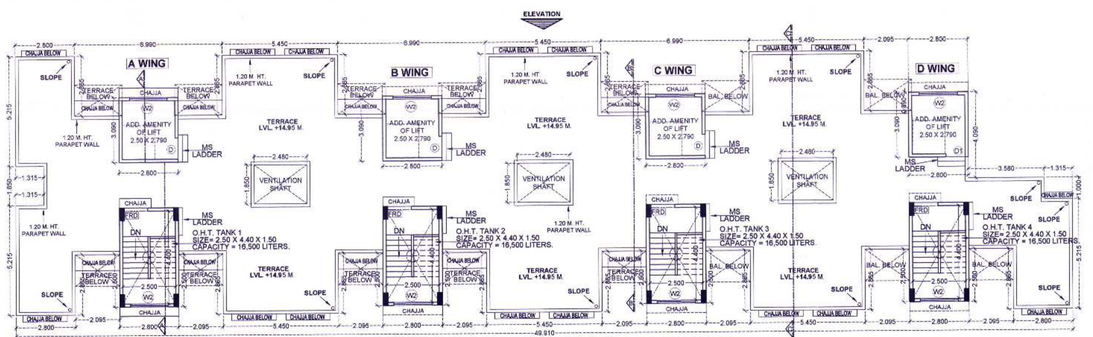

TERRACE FLOOR PLAN SCALE = 1 : 100

NOTES :-

1) ALL DIMENSIONS ARE IN METER.
2) INTERNAL WALL THK. ARE 0.115 M. AND EXTERNAL WALL THK. ARE 0.150 M.

SHEET CONTAINS :-

GROUND FLOOR PLAN, AREA LINE DIAGRAM OF GROUND FLOOR & BUILT UP AREA STATEMENT , METER ROOM AREA DIAGRAM AND AREA STATEMENT, TYPICAL 1ST & 3RD FLOOR PLAN, TYPICAL 2ND & 4TH FLOOR PLAN, AREA LINE DIAGRAM OF 1ST TO 4TH FLOOR, BUILT UP AREA STATEMENT, GROUND FLOOR BALCONY AREA STATEMENT , 1ST TO 4TH FLOOR BALCONY AREA STATEMENT, 1ST & 3RD FLOOR TERRACE STATEMENT, 2ND & 4TH FLOOR TERRACE STATEMENT, TERRACE FLOOR PLAN, DOOR & WINDOW SCHEDULE AND LIGHT & VENTILATION STATEMENT.

DESCRIPTION OF PROPOSAL AND PROPERTY

PROPOSED RESIDENTIAL BUILDINGS ON S. NO: 5/9, 5/11, 5/12 & 5/14 AT VILLAGE - CHINDRAN, TAL.-PANVEL, DIST- RAIGAD.

NAME ADDRESS & SIGN. OF OWNER	NAME ADDRESS & SIGN. OF ARCHITECT
MR. BHAUSAHEB N. SHINGADE	AR. PRADEEP B. DHORE REGN. NO.: CA/91/13878. PRADEEP DHORE B.ARCH., M.E.
DRAWN BY: GP / CHECKED BY: P.DHORE / SCALE: REFER LAYOUT / DATE: 12.12.2017	
NORTH	DESIGNO Architects, Planners & Engineers 208,J.K.CHAMBERS SECTOR-17,VASHI, NAVI MUMBAI TEL-27892606 / 27892795 EMAIL:designo@gmail.com Logon: www.designoinfra.com

STAMP OF APPROVAL

05/16

DEVELOPMENT PERMISSION GRANTED
Subject to the conditions mentioned
In this office letter No.
CIDCO/NAINA/PANVEL/Chindran/BP-20/CC/2018/1310
Dated 23 FEB 2018
Associate Planner (NAINA)

BUILDING - 2

STAMP OF APPROVAL

06/16

DEVELOPMENT PERMISSION GRANTED
Subject to the conditions mentioned
in this office letter No.:
CIDCO/NAINA/Panvel/Chindran/BP-202/CC/2018/1310
Dated 23 FEB 2019
23/2/19
Associate Planner (NAINA)

FRONT ELEVATION SCALE = 1 : 100

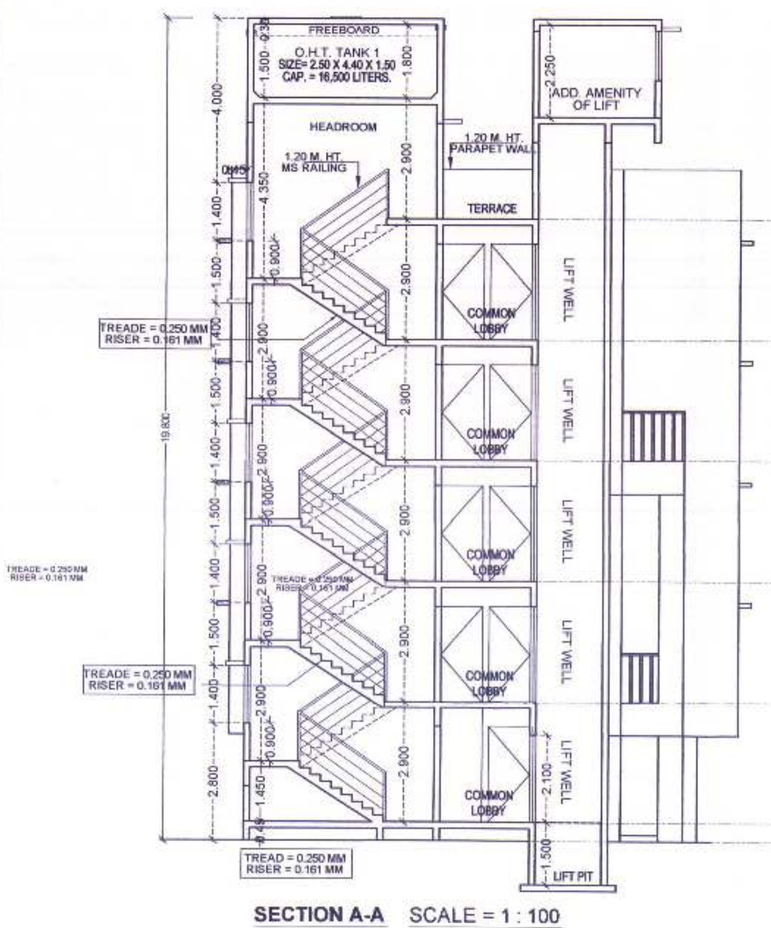

SECTION A-A SCALE = 1 : 100

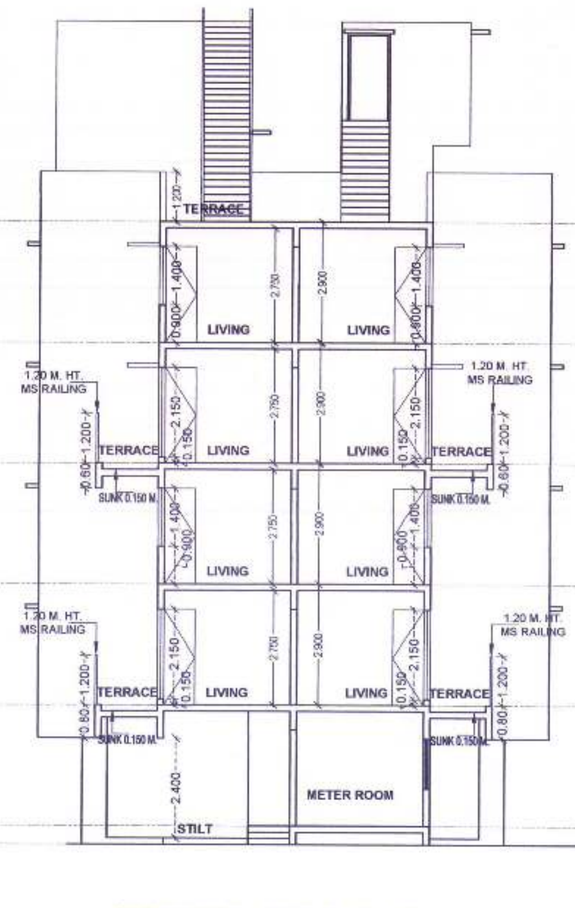

SECTION B-B SCALE = 1 : 100

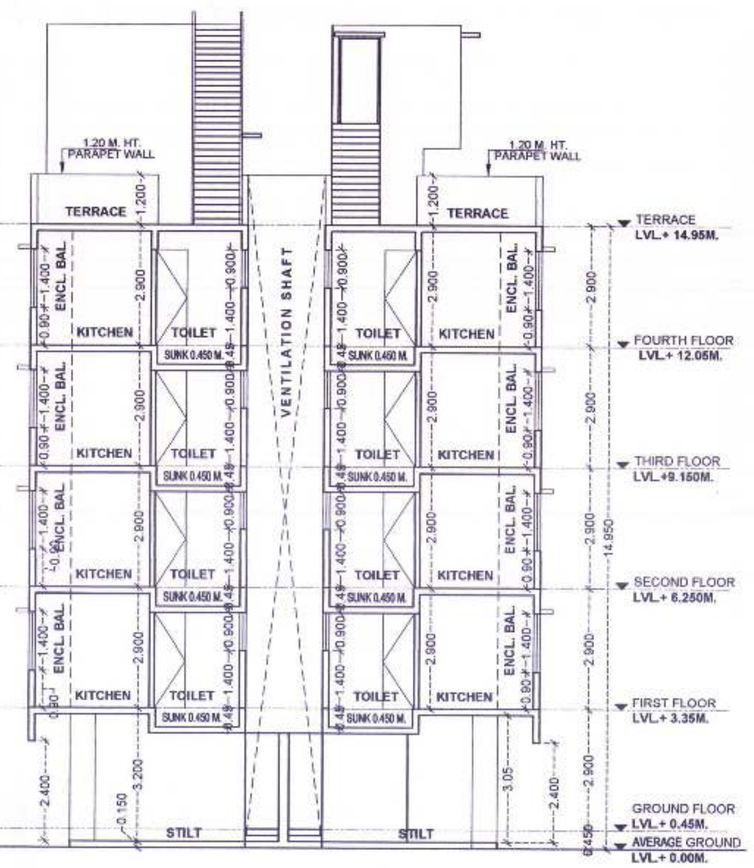

SECTION C-C SCALE = 1 : 100

TENEMENT AREA STATEMENT						
FLAT NO.	CARPET AREA (SQ.M.)	BALCONY AREA ENCL. BALC.	BALCONY AREA PROJE. BALC.	C.B. AREA (SQ.M.)	TERRACE AREA (SQ.M.)	BUILT UP AREA (SQ.M.)
BUILDING NO. - 2						
A WING_ 1ST & 3RD FLOOR						
101, 301	18.017	2.800	0	0	3.142	20.528
102, 302	18.017	2.800	0	0	3.367	20.528
103, 303	18.017	2.725	0	0	3.367	20.212
104, 304	18.017	2.725	0	0	3.142	20.212
A WING_ 2ND & 4TH FLOOR						
201, 202, 401, 402	18.017	2.800	0	0	0	20.528
203, 204, 403, 404	18.017	2.725	0	0	0	20.212
B WING_ 1ST & 3RD FLOOR						
101, 104, 301, 304	18.017	2.725	0	0	3.142	20.212
102, 103, 302, 303	18.017	2.725	0	0	3.367	20.212
B WING_ 2ND & 4TH FLOOR						
201, 202, 401, 402	18.017	2.725	0	0	0	20.212
203, 204, 403, 404	18.017	2.725	0	0	0	20.212
C WING_ 1ST & 3RD FLOOR						
101, 301	18.017	2.725	0	0	3.142	20.212
102, 302	18.017	2.725	0	0	3.367	20.212
103, 303	18.017	2.725	3.367	0	0	20.212
104, 304	18.017	2.725	3.142	0	0	20.212
C WING_ 2ND & 4TH FLOOR						
201, 202, 401, 402	18.017	2.725	0	0	0	20.212
203, 403	18.017	2.725	3.367	0	0	20.212
204, 404	18.017	2.725	3.142	0	0	20.212
D WING_ 1ST, 2ND, 3RD & 4TH FLOOR						
101, 201, 301, 401	18.017	2.725	3.142	0	0.000	20.212
102, 202, 302, 402	18.017	2.725	3.367	0	0.000	20.212
103, 203, 303, 403	18.017	2.800	3.142	0	0	20.807

DOOR & WINDOW SCHEDULE						
TYPE	SIZE			SILL LVL	AREA	REMARKS
FRD	1.200	X	2.100	-	2.520	T/W FLUSHED DOOR
D	1.000	X	2.100	-	2.100	T/W FLUSHED DOOR
D1	0.900	X	2.100	-	1.890	T/W FLUSHED DOOR
D2	0.750	X	2.100	-	1.575	T/W FLUSHED DOOR
W	2.400	X	2.150	0.150	5.160	ALU. FRAMED SLIDING GL. WINDOW
W1	2.400	X	1.400	0.900	3.360	ALU. FRAMED SLIDING GL. WINDOW
W2	1.800	X	1.400	0.900	2.520	ALU. FRAMED SLIDING GL. WINDOW
W3	1.500	X	2.150	0.150	3.225	ALU. FRAMED SLIDING GL. WINDOW
W4	1.500	X	1.400	0.150	2.100	ALU. FRAMED SLIDING GL. WINDOW
V	0.600	X	0.900	1.450	0.540	LOUVERED VENTILATOR
LD	1.200	X	2.100	0.000	2.520	LIFT DOOR

LIGHT & VENTILATION STATEMENT				
ROOM	AREA OF ROOM	AREA OF WIN. MIN. REQ. 1 / 6 (in sq mt)	AREA OF WIN. PROVIDED (in sq mt)	TYPES OF WIN PROVIDED
LIVING	11.260	1.877	5.16	W
KITCHEN	7.560	1.260	2.520	W2
BEDROOM	6.625	1.104	5.160	W
M.BEDROOM	9.008	1.501	3.225	W3
TOILET	2.160	0.360	0.54	V

NOTES :-

1) ALL DIMENSIONS ARE IN METER.
2) INTERNAL WALL THK. ARE 0.115 M. AND EXTERNAL WALL THK. ARE 0.150 M.

SHEET CONTAINS :-

TENEMENT AREA STATEMENT, DOOR & WINDOW SCHEDULE AND LIGHT & VENTILATION STATEMENT.

DESCRIPTION OF PROPOSAL AND PROPERTY

PROPOSED RESIDENTIAL BUILDINGS ON S. NO: 5/9, 5/11, 5/12 & 5/14 AT VILLAGE - CHINDRAN, TAL.- PANVEL, DIST- RAIGAD.

NAME ADDRESS & SIGN. OF OWNER	NAME ADDRESS & SIGN. OF ARCHITECT
MR. BHAUSAHEB N. SHINGADE	AR. PRADEEP B. DHORE REGN. NO.: CA/91/13873. PRADEEP DHORE B.ARCH, M.E.

DRAWN BY :	CHECKED BY:	SCALE :	DATE :
GP	P.DHORE	REFER LAYOUT	12.12.2017

NORTH

DESIGNO
Architects, Planners & Engineers
708,J.K CHAMBERS SECTOR-17,VASHI,
NAVI MUMBAI TEL-27892606 / 27892795
EMAIL:designoo@gmail.com
Logon: www.designoinfra.com

BUILDING - 3

STAMP OF APPROVAL

(07/16)

DEVELOPMENT PERMISSION GRANTED
Subject to the conditions mentioned
in this office letter No.
CIDCO/NAINA/Panvel/chindran/BP-202/a/2017/310
Dated 23 FEB 2018
Associate Planner (NAINA)

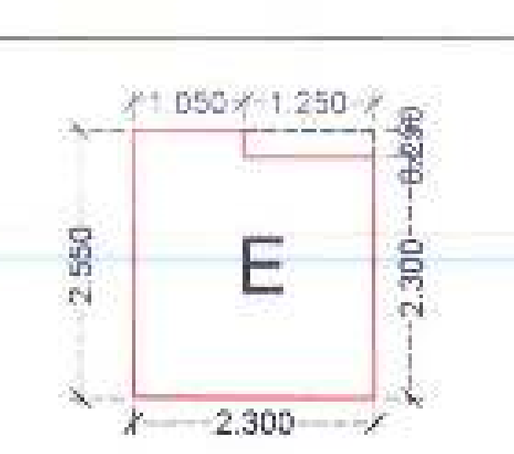

AREA LINE DIAGRAM OF METER RM (4 NO.)
(SCALE = 1 : 100)

BUILT UP AREA STATEMENT FOR ELECTRIC METER ROOM								
	LENGTH	X	WIDTH	X	Nos.	=	TOTAL
BLOCK E	2.550	X	2.300	X	1	=	5.865
TOTAL AREA						=	5.865
TOTAL DEDUCTIONS							
1	0.250	X	1.250	X	1	=	0.313
TOTAL DEDUCTIONS						=	0.313
BUILT UP AREA			5.865	-	0.313	=	5.553
TOTAL NO. OF METER RM AREA			5.553	X	4	=	22.212

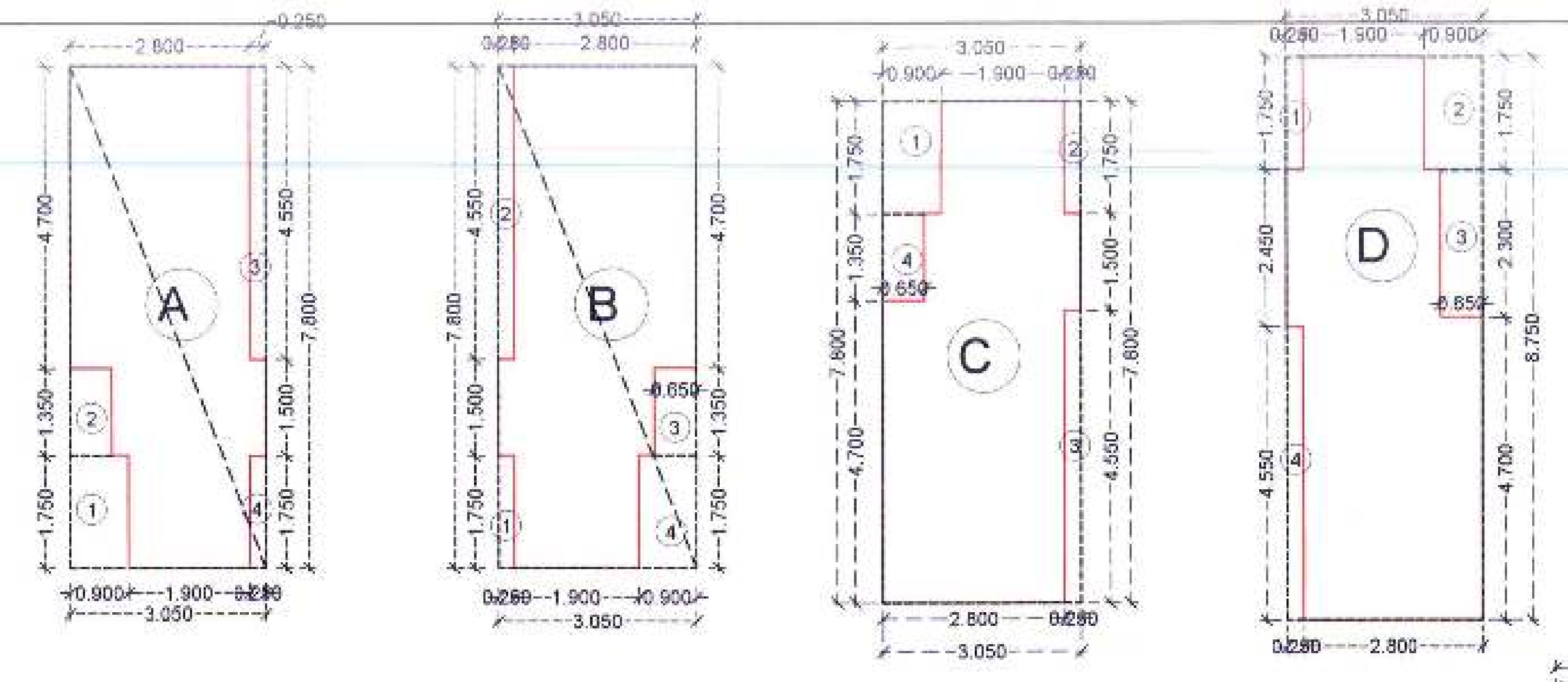

AREA LINE DIAGRAM OF GROUND FLOOR STAIRCASE (SCALE = 1 : 100)

BUILT UP AREA STATEMENT FOR GROUND FLOOR								
BLOCK -A	LENGTH	X	WIDTH	X	Nos.	=	TOTAL
	3.050	X	7.800	X	1	=	23.790
TOTAL AREA (A)						=	23.790
TOTAL DEDUCTIONS							
1	0.900	X	1.750	X	1	=	1.575
2	0.650	X	1.350	X	1	=	0.878
3	0.250	X	4.550	X	1	=	1.138
4	0.250	X	1.750	X	1	=	0.438
TOTAL DEDUCTIONS (ii)						=	4.028
BUILT UP AREA (A - ii)			23.790	-	4.028	=	19.763

BUILT UP AREA STATEMENT FOR GROUND FLOOR								
BLOCK -B	LENGTH	X	WIDTH	X	Nos.	=	TOTAL
	3.050	X	7.800	X	1	=	23.790
TOTAL AREA (B)						=	23.790
TOTAL DEDUCTIONS (ii)							
1	0.250	X	1.750	X	1	=	0.438
2	0.250	X	4.550	X	1	=	1.138
3	0.650	X	1.350	X	1	=	0.878
4	0.900	X	1.750	X	1	=	1.575
TOTAL DEDUCTIONS (ii)						=	4.028
BUILT UP AREA (B - ii)			23.790	-	4.028	=	19.763

BUILT UP AREA STATEMENT FOR GROUND FLOOR								
BLOCK -C	LENGTH	X	WIDTH	X	Nos.	=	TOTAL
	3.050	X	7.800	X	1	=	23.790
TOTAL AREA (C)						=	23.790
TOTAL DEDUCTIONS							
1	0.900	X	1.750	X	1	=	1.575
2	0.250	X	1.750	X	1	=	0.438
3	0.250	X	4.550	X	1	=	1.138
4	0.650	X	1.350	X	1	=	0.878
TOTAL DEDUCTIONS (ii)						=	4.028
BUILT UP AREA (C - ii)			23.790	-	4.028	=	19.763

BUILT UP AREA STATEMENT FOR GROUND FLOOR								
BLOCK -D	LENGTH	X	WIDTH	X	Nos.	=	TOTAL
	3.050	X	8.750	X	1	=	26.688
TOTAL AREA (D)						=	26.688
TOTAL DEDUCTIONS (i)							
1	0.250	X	1.750	X	1	=	0.438
2	0.900	X	1.750	X	1	=	1.575
3	0.650	X	2.300	X	1	=	1.495
4	0.250	X	4.550	X	1	=	1.138
TOTAL DEDUCTIONS (i)						=	4.645
BUILT UP AREA (D - i)			26.688	-	4.645	=	22.043
TOTAL GROUND FLOOR AREA			A+B+C+D			=	81.332

DOOR & WINDOW SCHEDULE								
TYPE	SIZE			SILL LVL	AREA	REMARKS
FRD	1.200	X	2.300	-	2.760	T/W FLUSHED DOOR
D	1.000	X	2.300	-	2.300	T/W FLUSHED DOOR
D1	0.900	X	2.300	-	2.070	T/W FLUSHED DOOR
D2	0.750	X	2.300	-	1.725	T/W FLUSHED DOOR
W	1.800	X	2.150	0.150	3.870	ALU. FRAMED SLIDING GL. WINDOW
W1	1.800	X	1.400	0.900	2.520	ALU. FRAMED SLIDING GL. WINDOW
W2	1.800	X	1.400	0.900	2.520	ALU. FRAMED SLIDING GL. WINDOW
V	0.600	X	0.900	1.450	0.540	LOUVERED VENTILATOR

LIGHT & VENTILATION STATEMENT				
ROOM	AREA OF ROOM	AREA OF WIN. MIN. REQ. 1/6 (in sq mt)	AREA OF WIN. PROVIDED (in sq mt)	TYPES OF WIN PROVIDED
LIVING	10.727	1.788	3.870/2.520	W/W2
KITCHEN	6.875	1.146	2.520	W1
TOILET	2.460	0.410	0.54	V

BUILT UP AREA STATEMENT			
FLOORS	B.U. AREA	EXCESS BALCONY	TOTAL BUILT UP AREA
	SQM	SQM	SQM
GROUND FLOOR	81.332	0.000	81.332
1ST FLOOR	438.265	0.000	438.265
2nd FLOOR	438.265	0.000	438.265
3rd FLOOR	438.265	0.000	438.265
TOTAL	1396.127	0.000	1396.127

BALCONY STATEMENT FOR 1ST TO 3rd FLOOR							
PERMISSABLE 15% BALCONY		438.265 X 15%			=	65.740
PROPOSED BALCONY						
ENCL. BAL. 1	1.100	X	2.800	X	7	=	21.560
ENCL. BAL. 2	1.100	X	2.725	X	10	=	29.975
PROPOSED BALCONY AREA EACH FLOOR				=	17	=	51.535
TOTAL PROPOSED BALCONY AREA			51.535	X	3	=	154.605

TERRACE STATEMENT FOR 1ST & 3RD FLOOR							
PERMISSABLE 20% TERRACE		438.265X 20%				=	87.653
PROPOSED TERRACE							
TERRACE -1	1.500	X	2.245	X	5	=	16.838
TERRACE -2	1.500	X	2.095	X	4	=	12.570
TERRACE -3	2.245	X	1.500	X	2	=	6.735
TERRACE -4	2.095	X	1.500	X	2	=	6.285
TERRACE -5	2.170	X	1.500	X	2	=	6.510
TERRACE -6	1.500	X	2.170	X	2	=	6.510
PROPOSED TERRACE OF EACH FLOOR				=	17	=	55.448
TOTAL PROPOSED TERRACE AREA			55.448	X	2	=	110.895

GROUND FLOOR PLAN SCALE = 1 : 100

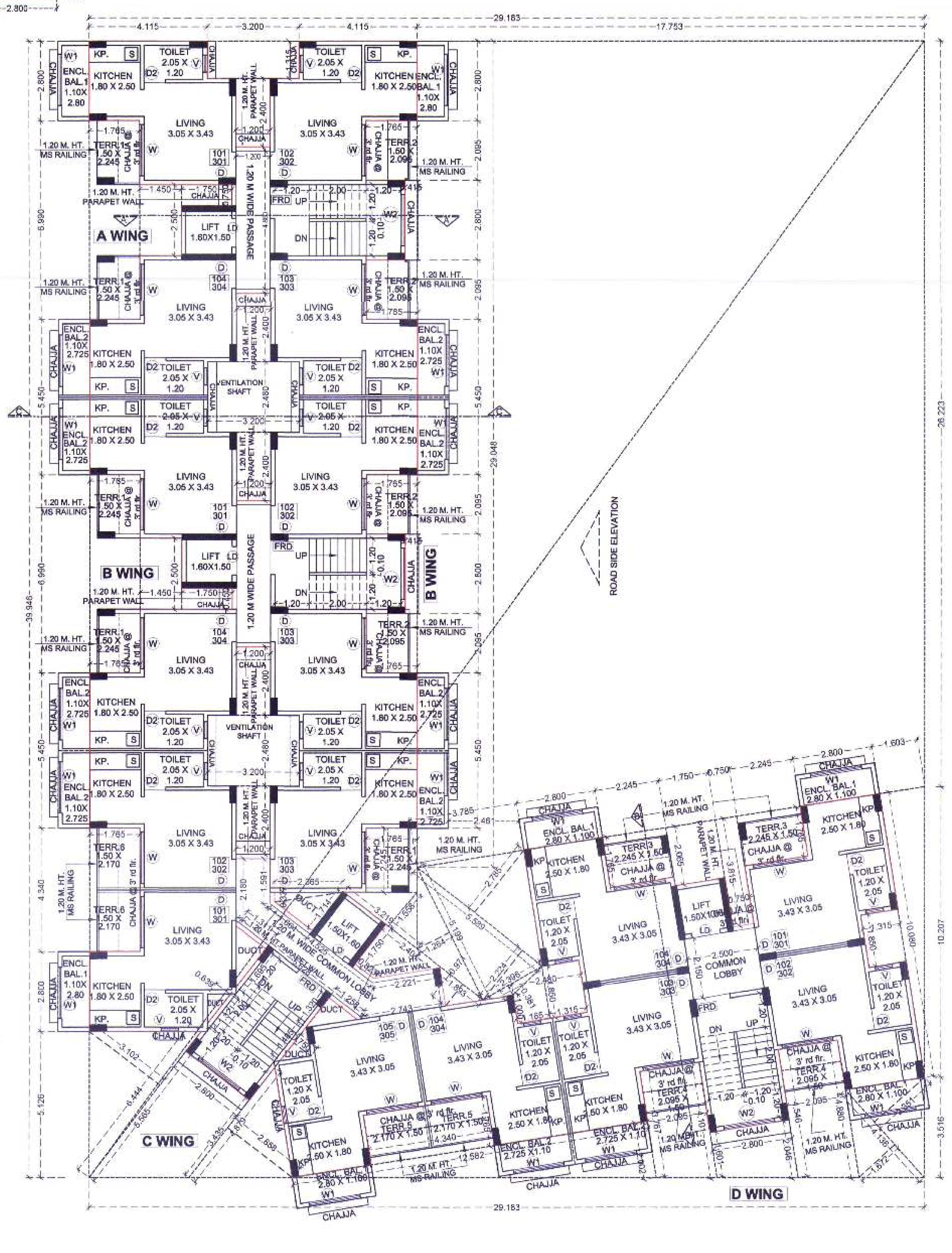

TYPICAL 1ST & 3RD FLOOR PLAN SCALE = 1 : 100

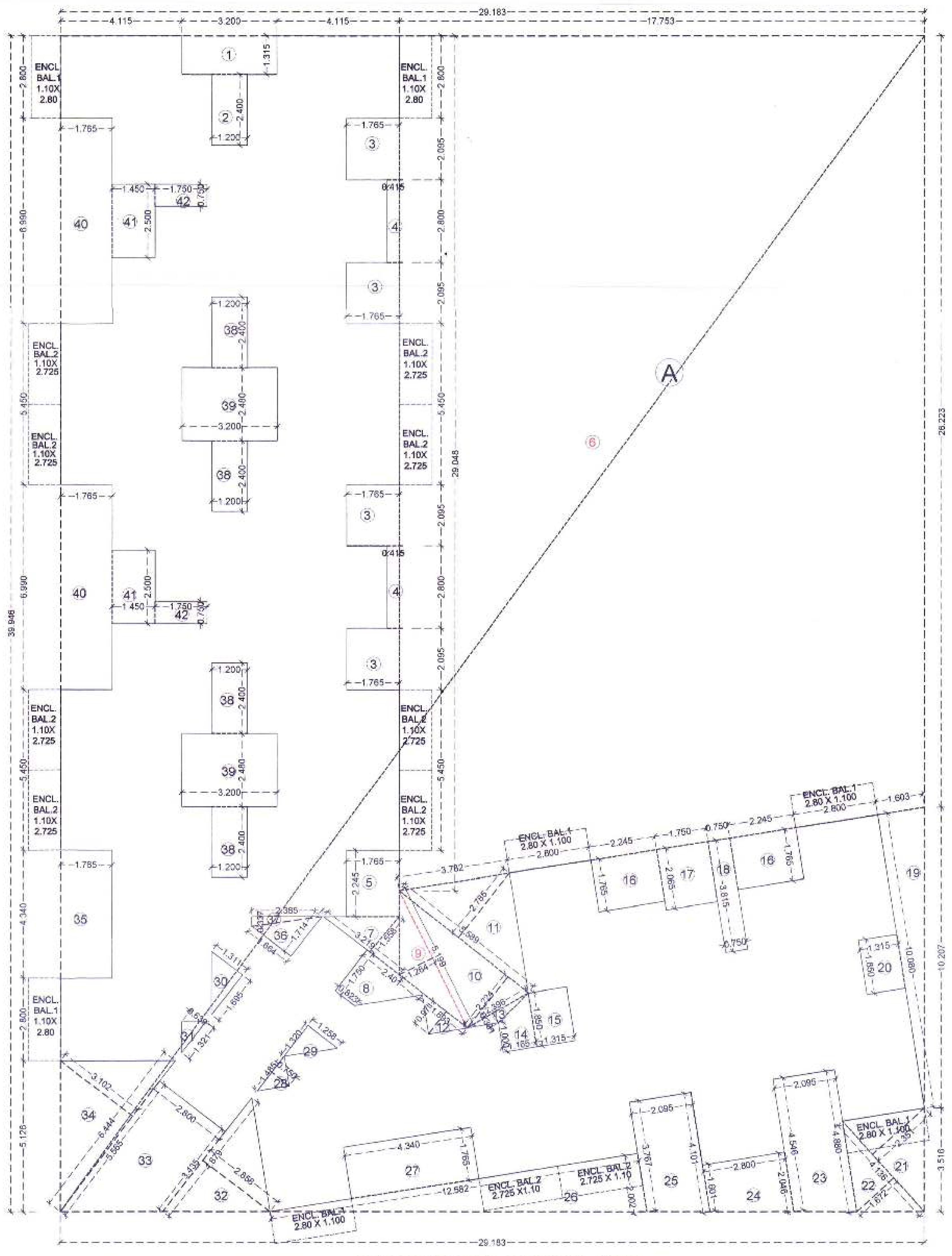

AREA LINE DIAGRAM OF TYPICAL FLOOR (1ST TO 3RD) SCALE = 1 : 100

BUILT UP AREA STATEMENT FOR 1ST TO 3RD FLOOR										
BLOCK - A			LENGTH	X	WIDTH	X	Nos.	=	TOTAL
			29.183	X	39.946	X	1	=	1165.744
TOTAL AREA (A)								=	1165.744
TOTAL DEDUCTIONS									
1		X	3.200	X	1.315	X	1	=	4.208
2		X	1.200	X	2.400	X	1	=	2.880
3		X	1.765	X	2.095	X	4	=	14.791
4		X	0.415	X	2.800	X	2	=	2.324
5		X	1.765	X	2.245	X	1	=	3.962
6	0.500	X	(29.048+26.223)	X	17.753	X	1	=	490.613
7	0.500	X	3.219	X	1.558	X	1	=	2.508
8	0.500	X	(0.823+2.401)	X	1.750	X	1	=	2.821
9	0.500	X	5.199	X	1.264	X	1	=	3.286
10	0.500	X	5.589	X	2.224	X	1	=	6.215
11	0.500	X	5.589	X	2.785	X	1	=	7.783
12	0.500	X	1.893	X	0.971	X	1	=	0.919
13	0.500	X	2.396	X	0.381	X	1	=	0.456
14	0.500	X	(1.00+1.850)	X	1.165	X	1	=	1.660
15		X	1.315	X	1.850	X	1	=	2.433
16		X	2.245	X	1.765	X	2	=	7.925
17		X	1.750	X	2.065	X	1	=	3.614
18		X	0.750	X	3.815	X	1	=	2.861
19	0.500	X	1.603	X	10.080	X	1	=	8.079
20		X	1.315	X	1.850	X	1	=	2.433
21	0.500	X	4.136	X	2.351	X	1	=	4.862
22	0.500	X	4.136	X	1.672	X	1	=	3.458
23	0.500	X	(4.546+4.880)	X	2.095	X	1	=	9.874
24	0.500	X	(1.601+2.046)	X	2.800	X	1	=	5.106
25	0.500	X	(3.767+4.101)	X	2.095	X	1	=	8.242
26	0.500	X	12.582	X	2.002	X	1	=	12.595
27		X	4.340	X	1.765	X	1	=	7.660
28	0.500	X	1.485	X	0.750	X	1	=	0.557
29	0.500	X	1.320	X	1.258	X	1	=	0.830
30	0.500	X	1.695	X	1.311	X	1	=	1.111
31	0.500	X	1.321	X	0.639	X	1	=	0.422
32	0.500	X	4.879	X	2.858	X	1	=	6.972
33	0.500	X	(5.565+3.435)	X	2.800	X	1	=	12.600
34	0.500	X	6.444	X	3.102	X	1	=	9.995
35		X	1.765	X	4.340	X	1	=	7.660
36	0.500	X	1.664	X	1.714	X	1	=	1.426
37	0.500	X	0.337	X	2.365	X	1	=	0.399
38		X	1.200	X	2.400	X	4	=	11.520
39		X	3.200	X	2.480	X	2	=	15.872
40		X	1.765	X	6.990	X	2	=	24.675
41		X	1.450	X	2.500	X	2	=	7.250
42		X	1.750	X	0.750	X	2	=	2.625
TOTAL DEDUCTIONS (B)								=	727.479
BUILT UP AREA (A - B)					1165.744	-	727.479	=	438.265

NOTES :-

1) ALL DIMENSIONS ARE IN METER
2) INTERNAL WALL THK. ARE 0.115 M. AND EXTERNAL WALL THK ARE 0.150 M.

SHEET CONTAINS :-

GROUND FLOOR PLAN, TYPICAL 1ST & 3RD FLOOR PLAN, TERRACE AREA STATEMENT FOR 1ST & 3RD FLOOR, BALCONY AREA STATEMENT, AREA LINE DIAGRAM OF TYPICAL FLOOR & GROUND FLOOR, AREA STATEMENT TYPICAL FLOOR & METER ROOM.

DESCRIPTION OF PROPOSAL AND PROPERTY

PROPOSED RESIDENTIAL BUILDINGS ON S. NO: 5/9, 5/11, 5/12 & 5/14 AT VILLAGE - CHINDRAN, TAL.- PANVEL, DIST- RAIGAD.

NAME ADDRESS & SIGN. OF OWNER	NAME ADDRESS & SIGN. OF ARCHITECT
MR. BHAUSAHEB N. SHINGADE	AR. PRADEEP B. DHORE REGN. NO.: CA/91/13873, PRADEEP DHORE B.ARCH, M.E.

DRAWN BY :	CHECKED BY:	SCALE :	DATE :
GP	P.DHORE	REFER LAYOUT	12.12.2017

NORTH

DESIGNO
Architects, Planners & Engineers
708,J.K CHAMBERS SECTOR-17,VASHI,
NAVI MUMBAI TEL-27892606 / 27892795
EMAIL:designoa@gmail.com
Logon: www.designoinfra.com

BUILDING - 3

STAMP OF APPROVAL

DEVELOPMENT PERMISSION GRANTED
Subject to the conditions mentioned
in this Office Letter No.:
CIDCO/NAINA/Panvel/Hindrahel/Development/2016/0310
Dated 23 FEB 2018
Associate Planner (NAINA)

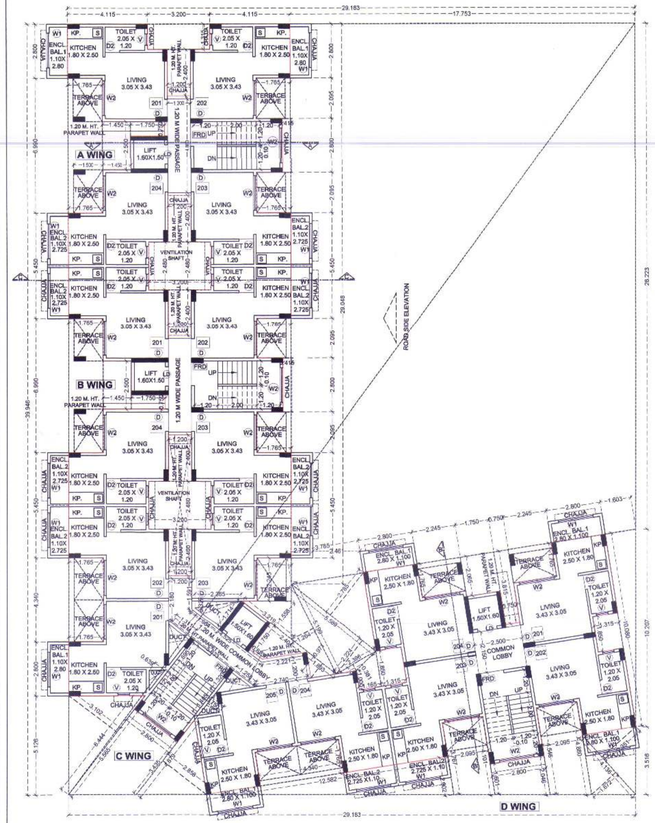

2ND FLOOR PLAN SCALE = 1 : 100

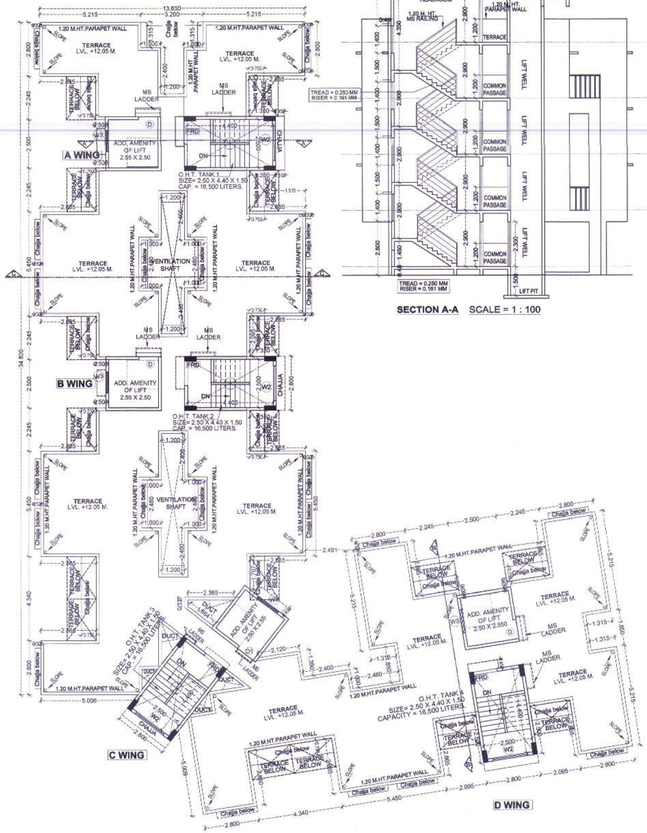

TERRACE PLAN SCALE = 1 : 100

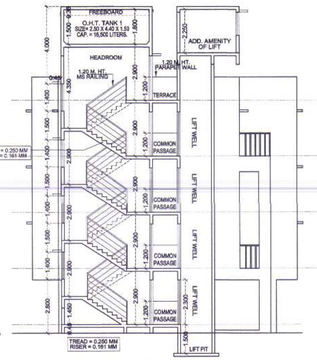

SECTION A-A SCALE = 1 : 100

ROAD SIDE ELEVATION SCALE = 1 : 100

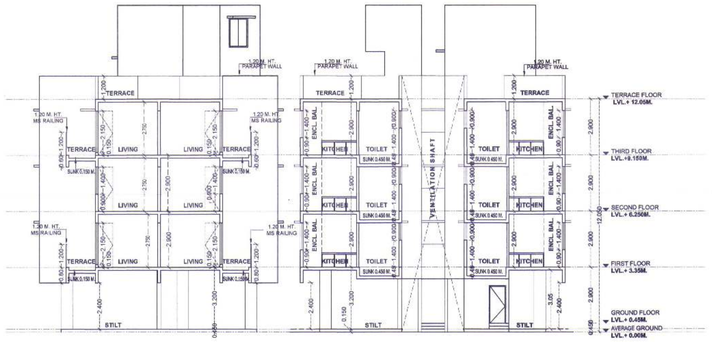

SECTION B-B SCALE = 1 : 100

SECTION C-C SCALE = 1 : 100

DOOR & WINDOW SCHEDULE

TYPE	SIZE			SILL	LVL	AREA	REMARKS
FRD	1.200	X	2.300	-		2.760	T/W FLUSHED DOOR
D	1.000	X	2.300	-		2.300	T/W FLUSHED DOOR
D1	0.900	X	2.300	-		2.070	T/W FLUSHED DOOR
D2	0.750	X	2.300	-		1.725	T/W FLUSHED DOOR
W	1.800	X	2.150	0.150		3.870	ALU. FRAMED SLIDING GL. WINDOW
W1	1.800	X	1.400	0.900		2.520	ALU. FRAMED SLIDING GL. WINDOW
W2	1.800	X	1.400	0.900		2.520	ALU. FRAMED SLIDING GL. WINDOW
V	0.600	X	0.900	1.450		0.540	LOUVERED VENTILATOR

LIGHT & VENTILATION STATEMENT

ROOM	AREA OF ROOM	AREA OF WIN. MIN. REQ. 1/6 (in sq mt.)	AREA OF WIN. PROVIDED (in sq mt.)	TYPES OF WIN PROVIDED
LIVING	10.727	1.788	3.870/2.520	W/W2
KITCHEN	6.875	1.146	2.520	W1
TOILET	2.460	0.410	0.54	V

TENEMENT AREA STATEMENT

FLAT NO.	CARPET AREA (SQ.M.)	BALCONY AREA ENCL. BALC.	BALCONY AREA PROJE. BALC.	C.B. AREA (SQ.M.)	TERRACE AREA (SQ.M.)	BUILT UP AREA (SQ.M.)
BUILDING NO.- 3						
A WING_ 1ST & 3RD FLOOR						
101, 301	17.767	3.080	0.000	0	3.367	20.527
102,302	17.767	3.080	0.000	0	3.142	20.527
103,303	17.767	2.997	0.000	0.000	3.142	20.219
104,304	17.767	2.997	0.000	0.000	3.367	20.219
A WING_ 2ND FLOOR						
201	17.767	3.080	0.000	-0	0.000	20.527
202	17.767	3.080	0.000	0	0.000	20.527
203	17.767	2.997	0.000	0.000	0.000	20.219
204	17.767	2.997	0.000	0.000	0.000	20.219
B WING_ 1ST & 3RD FLOOR						
101, 301	17.767	2.997	0.000	0	3.367	20.219
102,302	17.767	2.997	0.000	0	3.142	20.219
103,303	17.767	2.997	0.000	0.000	3.142	20.219
104,304	17.767	2.997	0.000	0.000	3.367	20.219
B WING_ 2ND FLOOR						
201	17.767	2.997	0.000	0	0.000	20.219
202	17.767	2.997	0.000	0	0.000	20.219
203	17.767	2.997	0.000	0.000	0.000	20.219
204	17.767	2.997	0.000	0.000	0.000	20.219
C WING_ 1ST & 3RD FLOOR						
101, 301	17.767	3.080	0.000	0	3.255	20.276
102,302	17.767	2.997	0.000	0	3.255	19.967
103,303	17.767	2.997	0.000	0.000	3.367	20.219
104,304	17.767	2.997	0.000	0.000	3.255	19.969
105,305	17.767	3.080	0	0	3.255	20.315
C WING_ 2ND FLOOR						
201	17.767	3.080	0.000	0	0.000	20.276
202	17.767	2.997	0.000	0	0.000	19.967
203	17.767	2.997	0.000	0.000	0.000	20.219
204	17.767	2.997	0.000	0.000	0.000	19.969
205	17.767	3.080	0	0	0.000	20.315
D WING_ 1ST & 3RD FLOOR						
101, 301	17.767	3.080	0.000	0	3.367	20.241
102,302	17.767	3.080	0.000	0	3.142	20.241
103,303	17.767	2.997	0.000	0.000	3.142	19.992
104,304	17.767	3.080	0.000	0.000	3.367	20.241
D WING_ 2ND FLOOR						
201	17.767	3.080	0.000	0	0.000	20.241
202	17.767	3.080	0.000	0	0.000	20.241
203	17.767	2.997	0.000	0.000	0.000	19.992
204	17.767	3.080	0.000	0.000	0.000	20.241

NOTES :-

1.) ALL DIMENSIONS ARE IN METER.
2.) INTERNAL WALL THK. ARE 0.115 M. AND EXTERNAL WALL THK. ARE 0.150 M.

SHEET CONTAINS :-

2ND FLOOR PLAN, TERRACE PLAN SECTION A,B,C ELEVATION, TENEMENT STATEMENT, DOOR & WINDOW SCHEDULE

DESCRIPTION OF PROPOSAL AND PROPERTY

PROPOSED RESIDENTIAL BUILDINGS ON S. NO: 5/9, 5/11, 5/12 & 5/14 AT VILLAGE - CHINDRAN, TAL.- PANVEL, DIST- RAIGAD.

NAME ADDRESS & SIGN. OF OWNER	NAME ADDRESS & SIGN. OF ARCHITECT
MR. BHAUSAHEB N. SHINGADE	AR. PRADEEP B. DHORE REGN. NO.: CA/91/13872. PRADEEP DHORE B.ARCH, M.E.

DRAWN BY :	CHECKED BY:	SCALE :	DATE :
GP	P.DHORE	REFER LAYOUT	12.12.2017

NORTH

DESIGNO
Architects, Planners & Engineers
208,J.K CHAMBERS SECTOR-17 VASHI,
NAVI MUMBAI TEL:-27892404 / 27892795
EMAIL:designo@gmail.com
Logon: www.designoinfra.com

BUILDING - 4 & 5

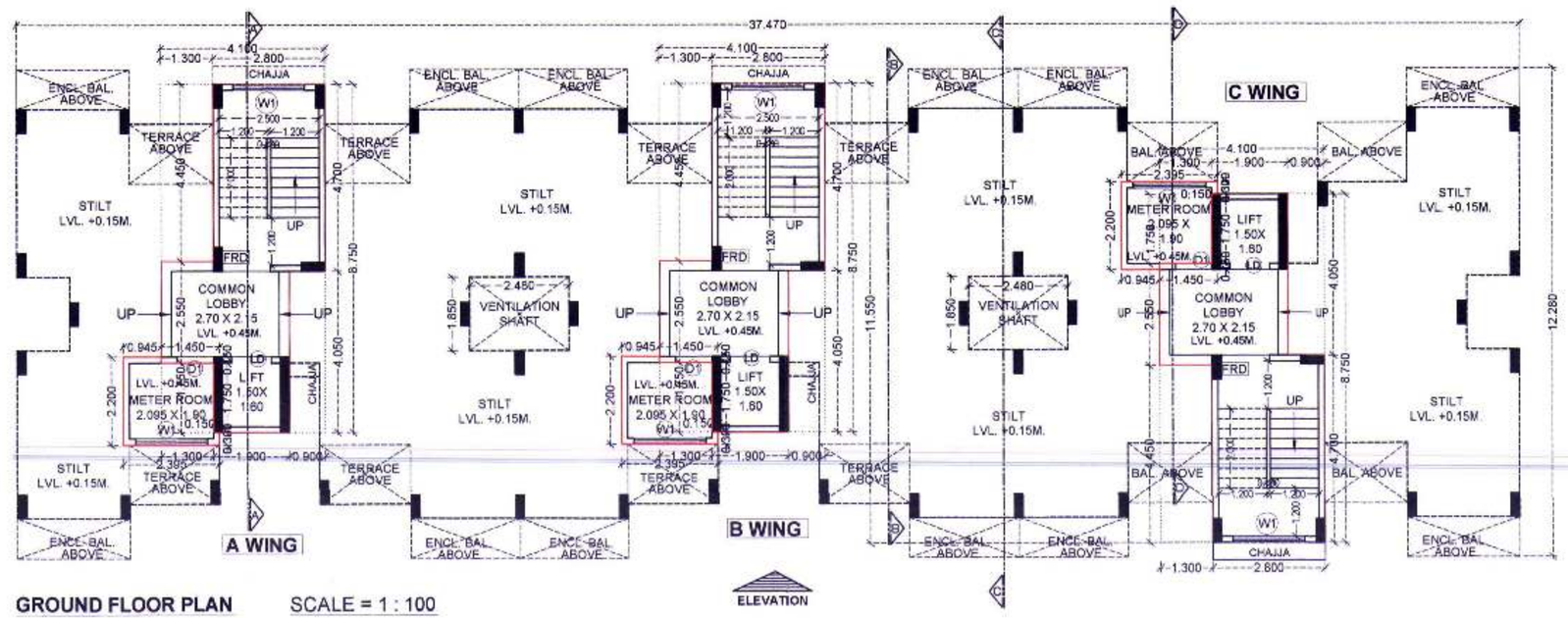

GROUND FLOOR PLAN SCALE = 1 : 100

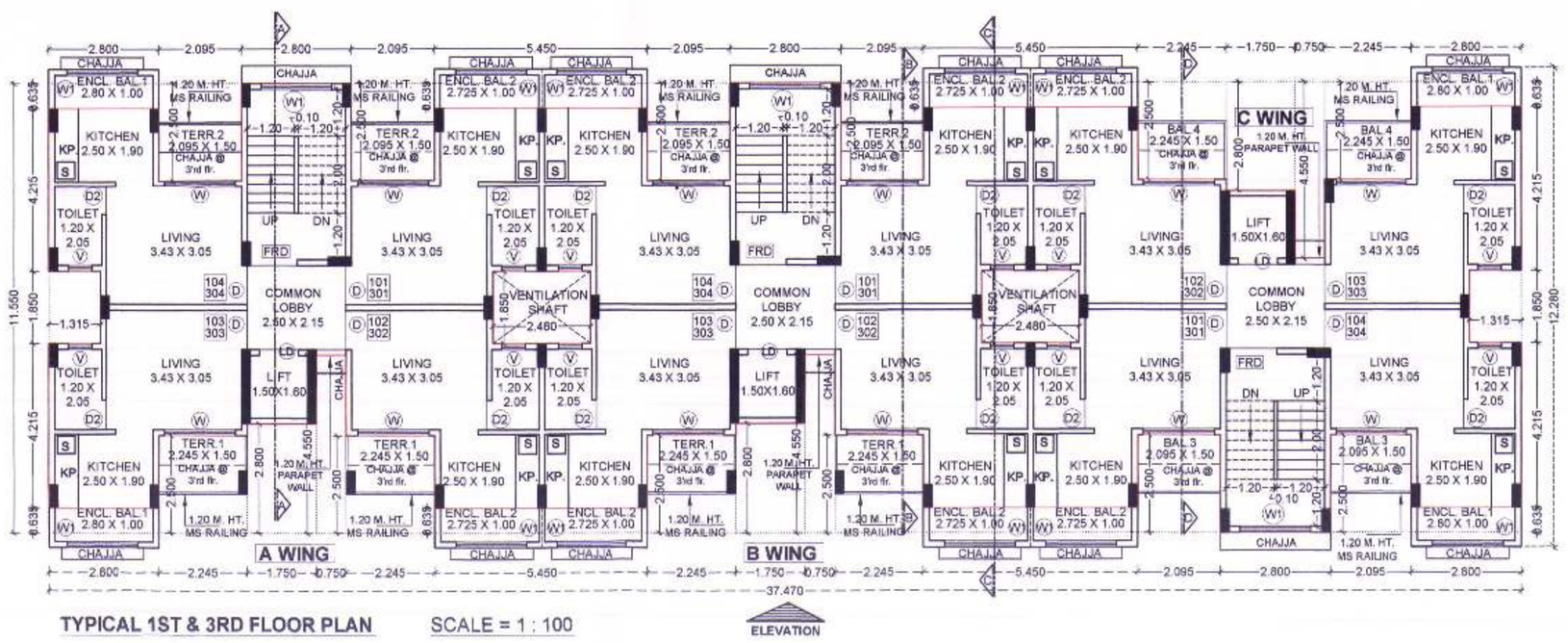

TYPICAL 1ST & 3RD FLOOR PLAN SCALE = 1 : 100

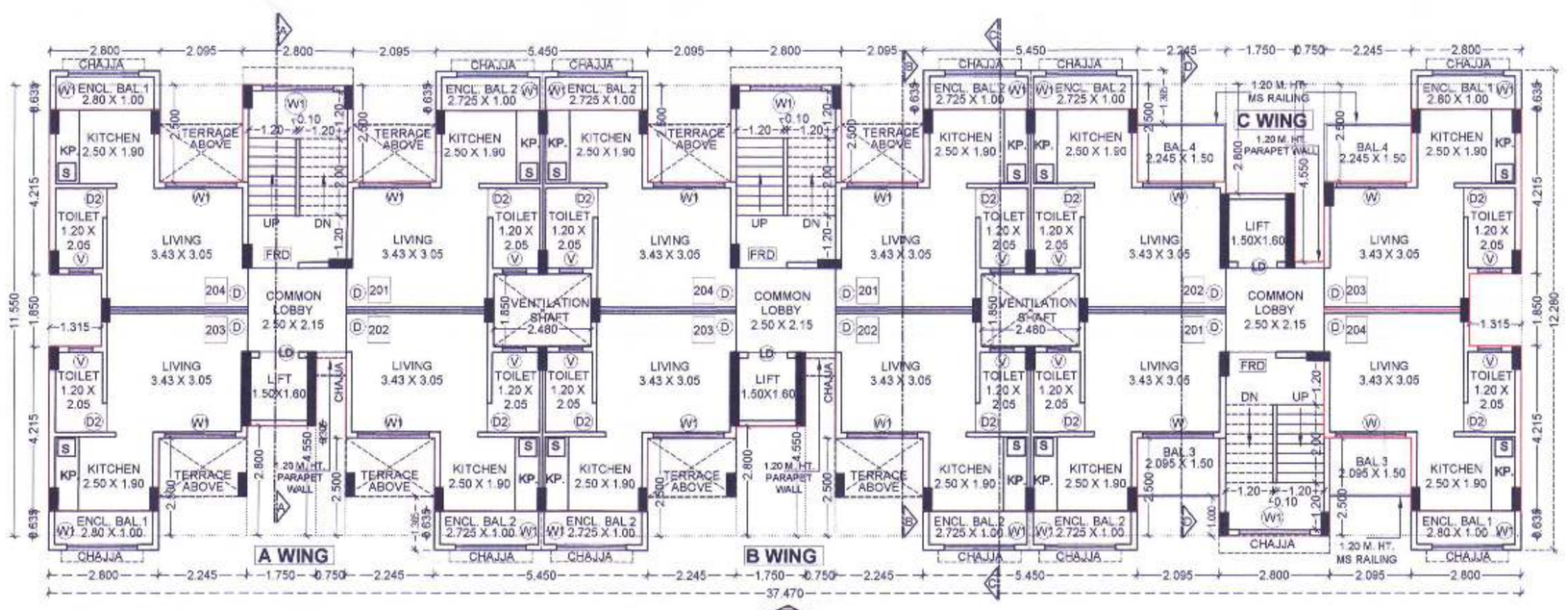

2ND FLOOR PLAN SCALE = 1 : 100

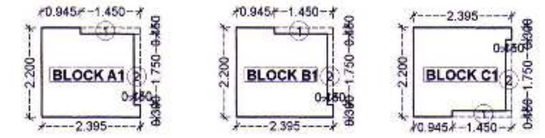

AREA LINE DIAGRAM OF METER ROOM SCALE = 1 : 100

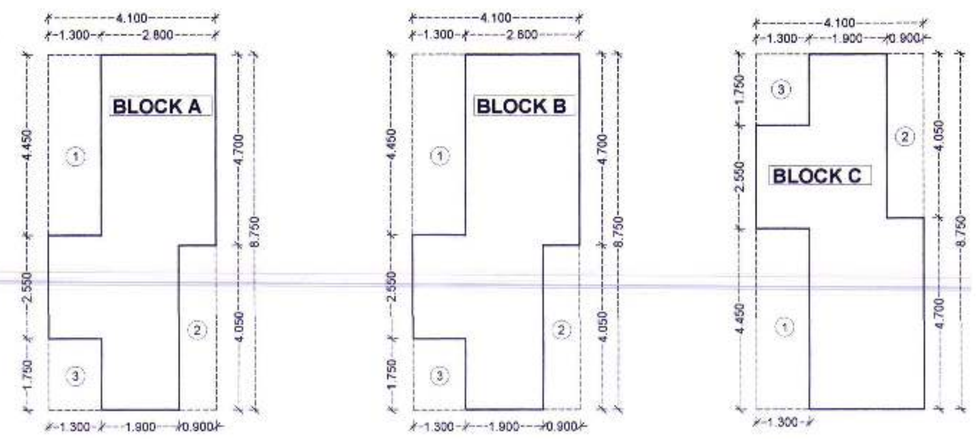

AREA LINE DIAGRAM OF GROUND FLOOR SCALE = 1 : 100

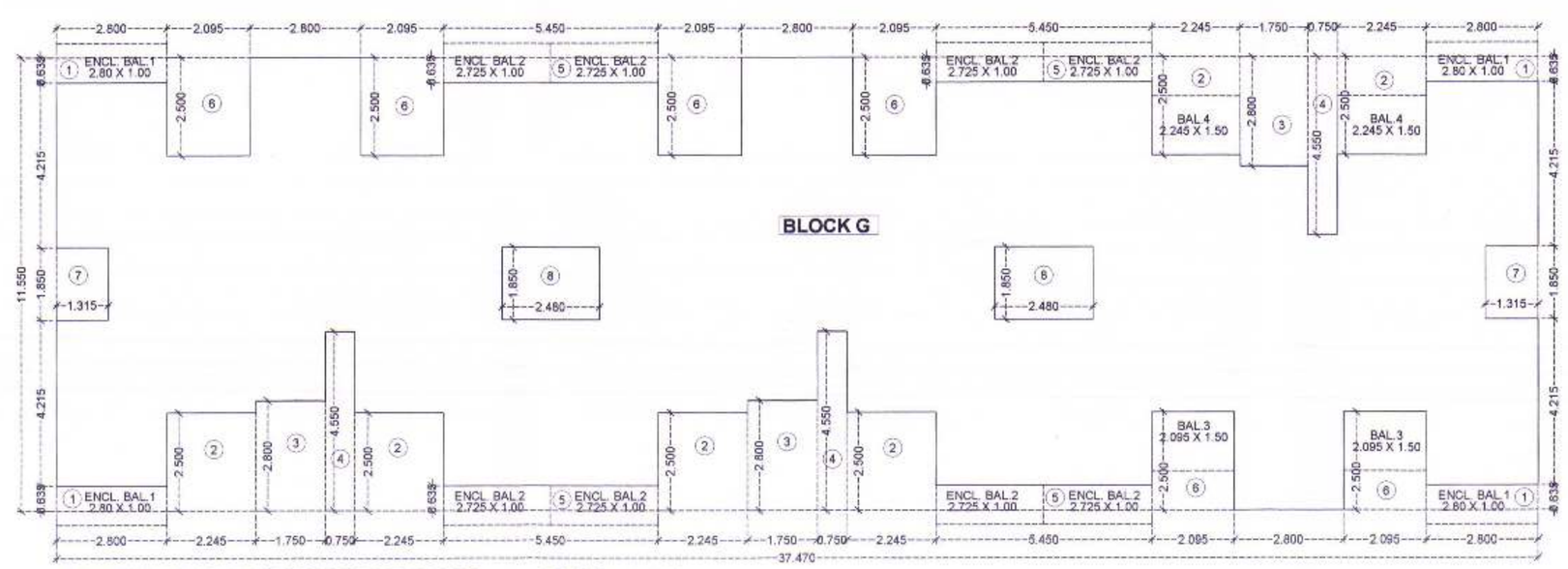

AREA LINE DIAGRAM OF 1ST TO 3RD FLOOR SCALE = 1 : 100

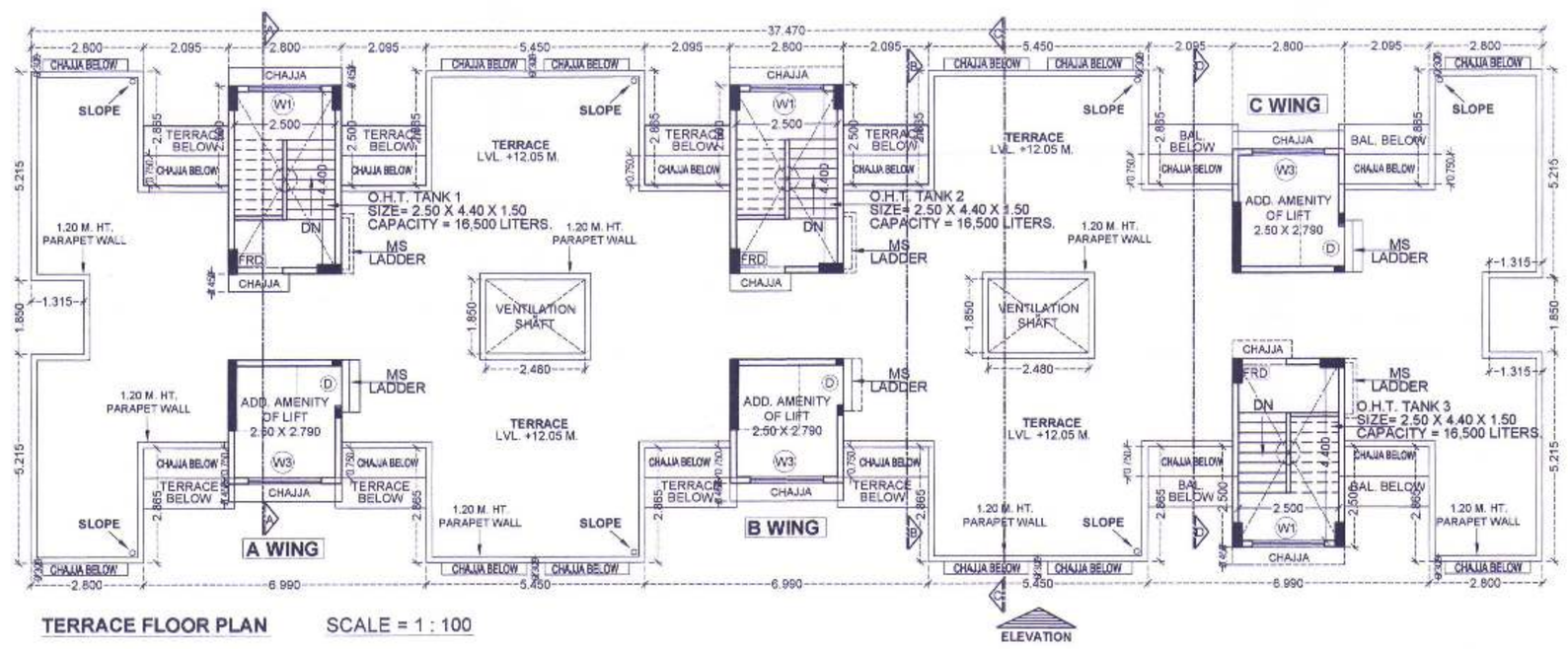

TERRACE FLOOR PLAN SCALE = 1 : 100

BUILT UP AREA STATEMENT FOR ELECTRIC METER ROOM

	LENGTH	X	WIDTH	X	Nos.	=	TOTAL
BLOCK A1	2.395	X	2.200	X	1	=	5.269
BLOCK B1	2.395	X	2.200	X	1	=	5.269
BLOCK C1	2.395	X	2.200	X	1	=	5.269
TOTAL AREA (A 1+B1+C1)						=	15.807
TOTAL DEDUCTIONS							
1	X	1.450	X	0.150	X	3	= 0.653
2	X	0.150	X	1.750	X	3	= 0.788
TOTAL DEDUCTIONS						=	1.440
BUILT UP AREA			15.807	-	1.440	=	14.367

BUILT UP AREA STATEMENT FOR GROUND FLOOR

	LENGTH	X	WIDTH	X	Nos.	=	TOTAL
BLOCK A	4.100	X	8.750	X	1	=	35.875
TOTAL AREA						=	35.875
TOTAL DEDUCTIONS							
1			1.300	X	4.450	X 1	= 5.785
2			0.900	X	4.050	X 1	= 3.645
3			1.300	X	1.750	X 1	= 2.275
TOTAL DEDUCTIONS						=	11.705
BUILT UP AREA- A			35.875	-	11.705	=	24.170
BLOCK B	4.100	X	8.750	X	1	=	35.875
TOTAL AREA						=	35.875
TOTAL DEDUCTIONS							
1			1.300	X	4.450	X 1	= 5.785
2			0.900	X	4.050	X 1	= 3.645
3			1.300	X	1.750	X 1	= 2.275
TOTAL DEDUCTIONS						=	11.705
BUILT UP AREA- B			35.875	-	11.705	=	24.170
BLOCK C	4.100	X	8.750	X	1	=	35.875
TOTAL AREA						=	35.875
TOTAL DEDUCTIONS							
1			1.300	X	4.450	X 1	= 5.785
2			0.900	X	4.050	X 1	= 3.645
3			1.300	X	1.750	X 1	= 2.275
TOTAL DEDUCTIONS						=	11.705
BUILT UP AREA- C			35.875	-	11.705	=	24.170
BUILT UP AREA- A+B+C						=	72.510

BUILT UP AREA STATEMENT

FLOORS	B.U. AREA	EXCESS BALCONY	TOTAL BUILT UP AREA
GROUND FLOOR	72.510	0.000	72.510
1ST FLOOR	307.745	0.000	307.745
2nd FLOOR	307.745	0.000	307.745
3rd FLOOR	307.745	0.000	307.745
TOTAL	995.744	0.000	995.744
TOTAL	SAY		995.745

DOOR & WINDOW SCHEDULE

TYPE	SIZE			SILL LVL	AREA	REMARKS
FRD	1.200	X	2.100	-	2.520	T/W FLUSHED DOOR
D	1.000	X	2.300	-	2.300	T/W FLUSHED DOOR
D1	0.900	X	2.300	-	2.070	T/W FLUSHED DOOR
D2	0.750	X	2.300	-	1.725	T/W FLUSHED DOOR
W	1.800	X	2.150	0.150	3.870	ALU. FRAMED SLIDING GL. WINDOW
W1	1.800	X	1.400	0.900	2.520	ALU. FRAMED SLIDING GL. WINDOW
V	0.600	X	0.900	1.450	0.540	LOUVERED VENTILATOR
LD	1.200	X	2.100	0.000	2.520	LIFT DOOR

LIGHT & VENTILATION STATEMENT

ROOM	AREA OF ROOM	AREA OF WIN. MIN. REQ. 1 / 6 (in sq mt)	AREA OF WIN. PROVIDED (in sq mt)	TYPES OF WIN PROVIDED
LIVING	10.461	1.744	3.87	W
KITCHEN	6.875	1.146	2.520	W1
TOILET	2.460	0.410	0.54	V

BUILT UP AREA STATEMENT FOR 1ST TO 3RD FLOOR

	LENGTH	X	WIDTH	X	Nos.	=	TOTAL
BLOCK - G	37.470	X	11.550	X	1	=	432.779
TOTAL AREA (A)						=	432.779
TOTAL DEDUCTIONS							
1	X	2.800	X	0.635	X 4	=	7.112
2	X	2.245	X	2.500	X 6	=	33.675
3	X	1.750	X	2.800	X 3	=	14.700
4	X	0.750	X	4.550	X 3	=	10.238
5	X	5.450	X	0.635	X 4	=	13.843
6	X	2.095	X	2.500	X 6	=	31.425
7	X	1.315	X	1.850	X 2	=	4.866
8	X	2.480	X	1.850	X 2	=	9.176
TOTAL DEDUCTIONS (B)						=	125.034
BUILT UP AREA (A - B)			432.779	-	125.034	=	307.745

BALCONY STATEMENT FOR 1ST TO 3RD FLOOR

PERMISSABLE 15% BALCONY			307.745 X 15%			=	46.162
PROPOSED BALCONY							
ENCL. BAL. 1	2.800	X	1.000	X	4	=	11.200
ENCL. BAL. 2	2.725	X	1.000	X	8	=	21.800
BAL. 3	2.095	X	1.500	X	2	=	6.285
BAL. 4	2.245	X	1.500	X	2	=	6.735
PROPOSED BALCONY AREA EACH FLOOR					16	=	46.020
TOTAL 1ST TO 3RD FLOOR BALCONY					48	=	138.060

TERRACE STATEMENT FOR 1ST & 3RD FLOOR

PERMISSABLE 20% TERRACE			307.745 X 20%			=	61.549
PROPOSED TERRACE							
TERRACE -1	2.245	X	1.500	X	4	=	13.470
TERRACE - 2	2.095	X	1.500	X	4	=	12.570
PROPOSED TERRACE OF EACH FLOOR					8	=	26.040
TOTAL TERRACE OF 1ST & 3RD FLOOR					16	=	52.080

TENEMENT AREA STATEMENT

FLAT NO.	CARPET AREA (SQ.M.)	BALCONY AREA ENCL. BALC.	PROJE. BALC.	C.B. AREA (SQ.M.)	TERRACE AREA (SQ.M.)	BUILT UP AREA (SQ.M.)
BUILDING NO. - 4 & 5						
A WING_ 1ST & 3RD FLOOR						
101, 301	18.017	2.725	0	0	3.142	20.212
102, 302	18.017	2.725	0	0	3.367	20.212
103, 303	18.017	2.800	0	0	3.367	20.528
104, 304	18.017	2.800	0	0	3.142	20.528
A WING_ 2ND FLOOR						
201, 202	18.017	2.725	0	0	0	20.212
203, 204	18.017	2.800	0	0	0	20.528
B WING_ 1ST & 3RD FLOOR						
101, 104, 301, 304	18.017	2.725	0	0	3.142	20.212
102, 103, 302, 303	18.017	2.725	0	0	3.367	20.212
B WING_ 2ND FLOOR						
201, 202	18.017	2.725	0	0	0	20.212
203, 204	18.017	2.725	0	0	0	20.212
C WING_ 1ST, 2ND & 3RD FLOOR						
101, 201, 301	18.017	2.725	3.142	0	0	20.212
102, 201, 302	18.017	2.725	3.367	0	0	20.212
103, 203, 303	18.017	2.800	3.367	0	0	20.528
104, 204, 304	18.017	2.800	3.142	0	0	20.528

STAMP OF APPROVAL

DEVELOPMENT PERMISSION GRANTED
Subject to the conditions mentioned
in this office's letter No.:
CIDCO/NAINA/Panvel/Chindhan/BP-203/CC/2018/595/
Dated 23 FEB 2018
Associate Planner (NAINA)

NOTES :-

1) ALL DIMENSIONS ARE IN METER.
2) INTERNAL WALL THK. ARE 0.115 M. AND EXTERNAL WALL THK. ARE 0.150 M.

SHEET CONTAINS :-

GROUND FLOOR PLAN, AREA LINE DIAGRAM OF GROUND FLOOR & BUILT UP AREA STATEMENT , METER ROOM AREA DIAGRAM AND AREA STATEMENT, TYPICAL 1ST & 3RD FLOOR PLAN, 2ND FLOOR PLAN, AREA LINE DIAGRAM OF 1ST TO 3RD FLOOR, BUILT UP AREA STATEMENT, GROUND FLOOR BALCONY AREA STATEMENT , 1ST TO 3RD FLOOR BALCONY AREA STATEMENT, 1ST & 3RD FLOOR TERRACE STATEMENT, TERRACE FLOOR PLAN, TENEMENT AREA STATEMENT, DOOR & WINDOW SCHEDULE AND LIGHT & VENTILATION STATEMENT.

DESCRIPTION OF PROPOSAL AND PROPERTY

PROPOSED RESIDENTIAL BUILDINGS ON S. NO: 8/9, 5/11, 5/12 & 5/14 AT VILLAGE - CHINDRAN, TAL.- PANVEL, DIST- RAIGAD.

NAME ADDRESS & SIGN. OF OWNER	NAME ADDRESS & SIGN. OF ARCHITECT
MR. BHAUSAHEB N. BHINGADE	AR. PRADEEP B. DHORE REGN.- CA/90-30436/94
DRAWN BY: RUPALI	CHECKED BY: P.DHORE
SCALE: NORTH	DATE: REFER LAYOUT 12.12.2017

DESIGNO
Architects, Planners & Engineers
705,16, CHANDANI SECTOR-17 VASHI,
NAVI MUMBAI 76-9819184 / 27892763
Email:designo@mail.com
Website: www.designoindia.com

BUILDING - 4 & 5 | **STAMP OF APPROVAL** (10/15)

DEVELOPMENT PERMISSION GRANTED
Subject to the conditions mentioned
in this office's letter No.:
CIDCO/NAINA/Panvel/Chindran/BP-208/CC/2018/1310
Dated 23 FEB 2018
23/2/18
Associate Planner (NAINA)

FRONT ELEVATION SCALE = 1 : 100

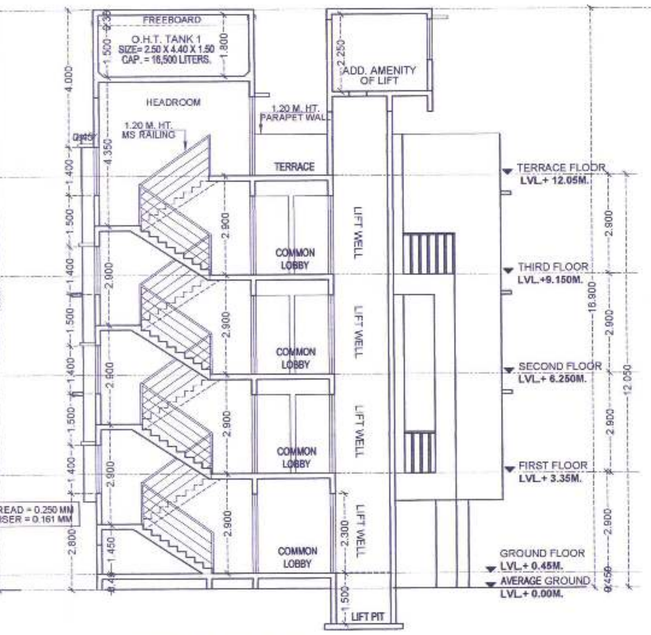

SECTION A-A SCALE = 1 : 100

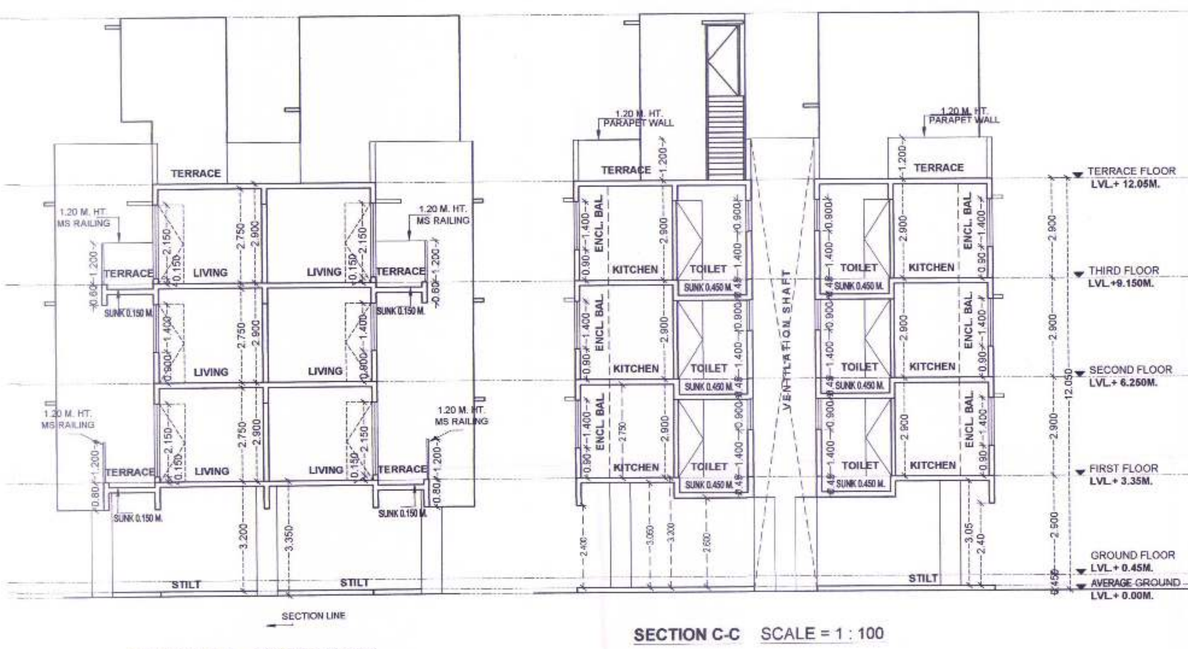

SECTION B-B SCALE = 1 : 100

SECTION C-C SCALE = 1 : 100

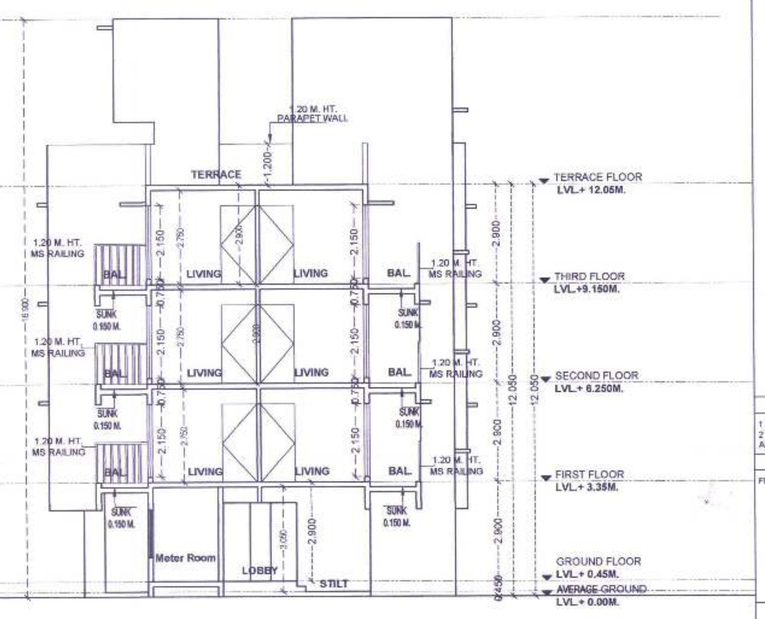

SECTION D-D SCALE = 1 : 100

NOTES :-

1) ALL DIMENSIONS ARE IN METER.
2) INTERNAL WALL THK. ARE 0.115 M. AND EXTERNAL WALL THK. ARE 0.150 M.

SHEET CONTAINS :-

FRONT ELEVATION, SECTION A-A, SECTION B-B, SECTION C-C.

DESCRIPTION OF PROPOSAL AND PROPERTY

PROPOSED RESIDENTIAL BUILDINGS ON S. NO: 5/8, 5/11, 5/12 & 5/14 AT VILLAGE - CHINDRAN, TAL.- PANVEL, DIST- RAIGAD.

NAME ADDRESS & SIGN. OF OWNER	NAME ADDRESS & SIGN. OF ARCHITECT
MR. BHAUSAHEB N. SHINGADE	AR. PRADEEP B. DHORE REGN. NO.: CA/91/13875. PRADEEP DHORE B.ARCH, M.E.

DRAWN BY:	CHECKED BY:	SCALE:	DATE:
RUPALI	P.DHORE	REFER LAYOUT	12.12.2017

NORTH

DESIGNO
Architects, Planners & Engineers
708,J.K CHAMBERS SECTOR-17,VASHI,
NAVI MUMBAI TEL.27892606 / 27892795
EMAIL:designoo@gmail.com
Logon: www.designoinfra.com

BUILDING - 6

STAMP OF APPROVAL

(11/16)

DEVELOPMENT PERMISSION GRANTED
Subject to the conditions mentioned
in this office letter
CIDCO/NAINA/Panvel/Chindran/BP-2017/CC/2018/1310
Dated 23 FEB 2018
23/2/18
Associate Planner (NAINA)

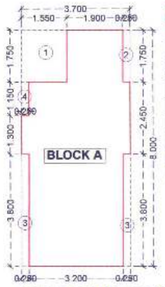

AREA LINE DIAGRAM OF GROUND FLOOR
SCALE = 1 : 100

BUILT UP AREA STATEMENT FOR GROUND FLOOR								
		LENGTH	X	WIDTH	X	Nos.	=	TOTAL
BLOCK A		3.700	X	8.000	X	1	=	29.600
TOTAL AREA							=	29.600
TOTAL DEDUCTIONS								
1		1.550	X	1.750	X	1	=	2.713
2		0.250	X	1.750	X	1	=	0.438
3		0.250	X	3.800	X	2	=	1.900
4		0.250	X	1.150	X	1	=	0.288
TOTAL DEDUCTIONS							=	5.338
BUILT UP AREA		29.600	-	5.338			=	24.263

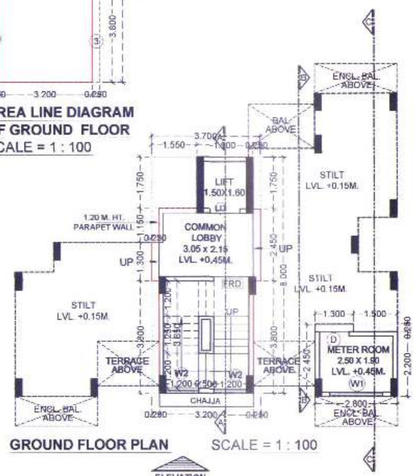

GROUND FLOOR PLAN SCALE = 1 : 100

ELEVATION

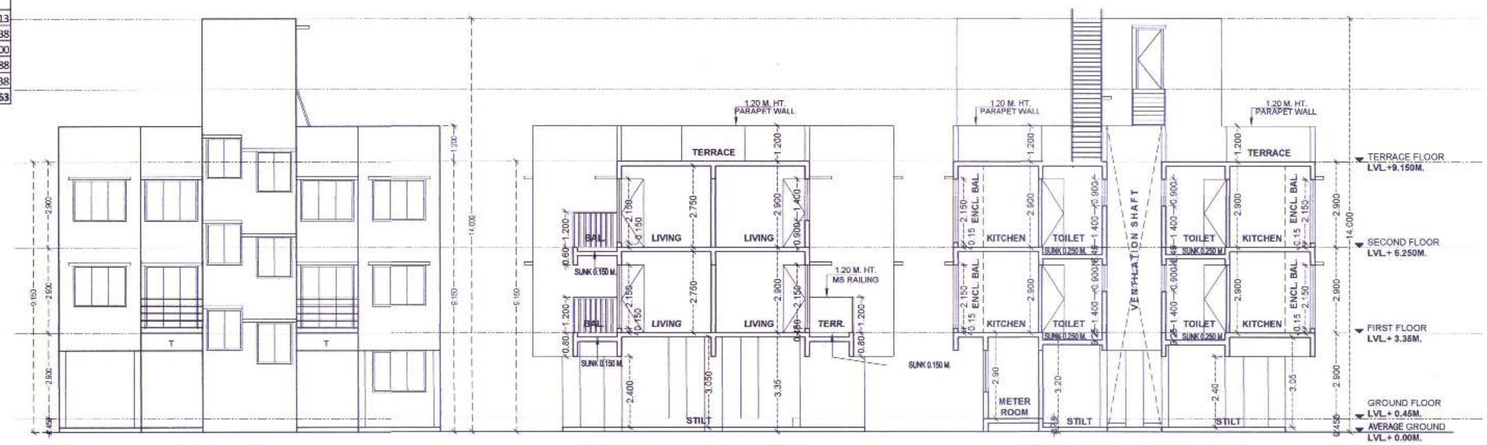

FRONT ELEVATION SCALE = 1 : 100

SECTION B-B SCALE = 1 : 100

SECTION C-C SCALE = 1 : 100

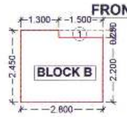

AREA LINE DIAGRAM OF METER ROOM
SCALE = 1 : 100

BUILT UP AREA STATEMENT FOR ELECTRIC METER ROOM								
		LENGTH	X	WIDTH	X	Nos.	=	TOTAL
BLOCK B		2.800	X	2.450	X	1	=	6.860
TOTAL AREA							=	6.860
TOTAL DEDUCTIONS								
1		1.500	X	0.250	X	1	=	0.375
TOTAL AREA							=	6.485

BUILT UP AREA STATEMENT FOR 1ST & 2ND FLOOR								
BLOCK - D		LENGTH	X	WIDTH	X	Nos.	=	TOTAL
		12.990	X	10.280	X	1	=	133.537
TOTAL AREA							=	133.537
TOTAL DEDUCTIONS								
1		1.315	X	6.065	X	1	=	7.975
2		3.580	X	5.065	X	1	=	18.133
3		1.300	X	3.915	X	1	=	5.090
4		1.750	X	2.165	X	1	=	3.789
5		2.245	X	1.865	X	1	=	4.187
6		1.315	X	1.850	X	1	=	2.433
7		2.095	X	1.865	X	2	=	7.814
8		3.200	X	0.115	X	1	=	0.368
TOTAL DEDUCTIONS							=	49.788
BUILT UP AREA		133.537	-	49.788			=	83.749

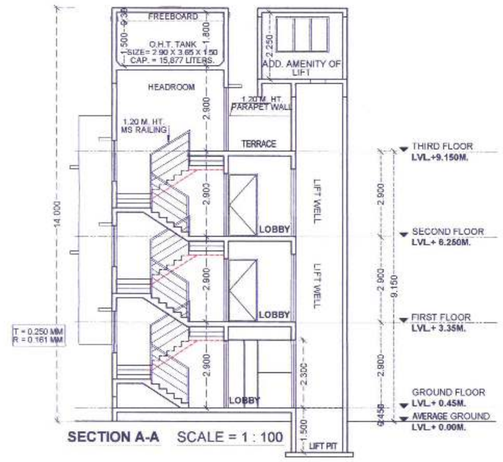

SECTION A-A SCALE = 1 : 100

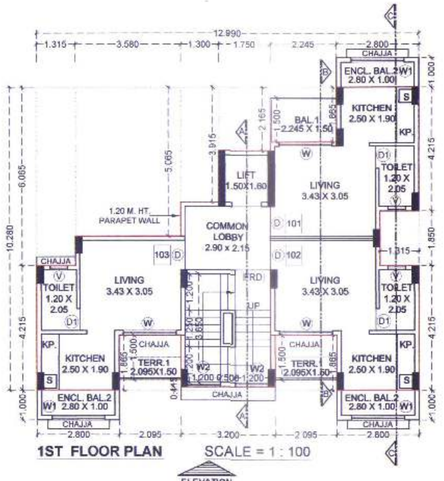

1ST FLOOR PLAN SCALE = 1 : 100

ELEVATION

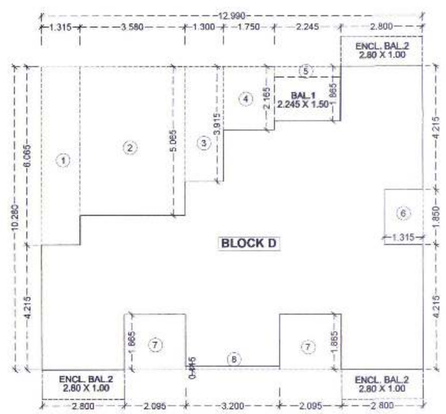

AREA LINE DIAGRAM OF 1ST & 2ND FLOOR SCALE = 1 : 100

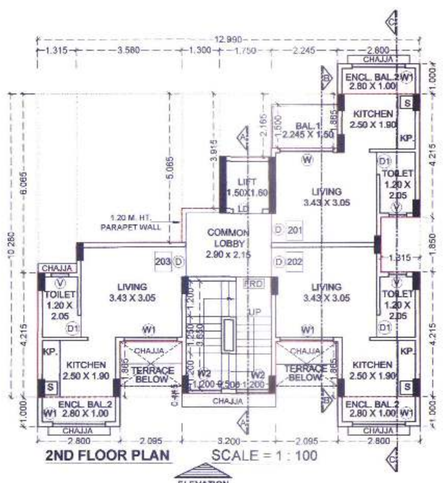

2ND FLOOR PLAN SCALE = 1 : 100

ELEVATION

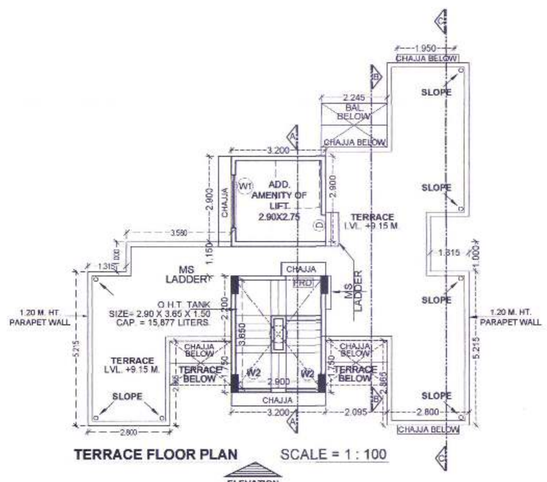

TERRACE FLOOR PLAN SCALE = 1 : 100

ELEVATION

BALCONY STATEMENT FOR 1ST & 2ND FLOOR							
PERMISSABLE 15% BALCONY		83.749 X 15%				=	12.562
PROPOSED BALCONY							
BAL. 1	2.245	X	1.500	X	1	=	3.368
ENCL. BAL. 2	2.800	X	1.000	X	3	=	8.400
PROPOSED BALCONY AREA EACH FLOOR				=	4	=	11.768
PROPOSED BALCONY AREA 1ST & 2ND FLOOR				=	8	=	23.536
TOTAL OF ENCLOSED BALCONY							
ENCL. BAL. 2	2.800	X	1.000	X	6	=	16.800
TOTAL OF P. BALCONY							
BAL. 1	2.245	X	1.500	X	2	=	6.736

TERRACE STATEMENT FOR 1ST FLOOR							
PERMISSABLE 20% TERRACE		83.749 X 20%				=	16.750
PROPOSED PROJ. TERRACE							
TERRACE -1	2.095	X	1.500	X	2	=	6.285
PROPOSED TERRACE OF 1ST FLOOR				=	2	=	6.285

BUILT UP AREA STATEMENT			
FLOORS	B.U. AREA	EXCESS BALCONY	TOTAL BUILT UP AREA
GROUND FLOOR	24.263	0.000	24.263
1ST FLOOR	83.749	0.000	83.749
2nd FLOOR	83.749	0.000	83.749
TOTAL	191.760	0.000	191.760
TOTAL	SAY		191.761

TENEMENT AREA STATEMENT					
FLAT NO.	CARPET AREA IN SQ. M.	BALCONY AREA ENCL. BALC.	BALCONY AREA PROJE. BALC.	TERRACE AREA IN SQ. M.	B.U. AREA IN SQ. M.
BUILDING NO. - 6					
1ST FLOOR					
101	18.017	2.800	3.368		20.529
102,	18.017	2.800		3.143	20.529
103	18.017	2.800		3.143	20.808
2ND FLOOR					
201	18.017	2.800	3.368		20.529
202	18.017	2.800			20.529
203	18.017	2.800			20.808

DOOR & WINDOW SCHEDULE						
TYPE	SIZE			SILL LVL	AREA	REMARKS
FRD	1.200	X	2.100	-	2.520	T/W FLUSHED DOOR
D	1.000	X	2.100	-	2.100	T/W FLUSHED DOOR
D1	0.750	X	2.100	-	1.575	T/W FLUSHED DOOR
W	1.800	X	2.150	0.150	3.870	ALU. FRAMED SLIDING GL. WINDOW
W1	1.800	X	1.400	0.900	2.520	ALU. FRAMED SLIDING GL. WINDOW
V	0.600	X	0.900	1.450	0.540	LOUVERED VENTILATOR
LD	1.200	X	2.100	0.000	2.520	LIFT DOOR

LIGHT & VENTILATION STATEMENT				
ROOM	AREA OF ROOM	AREA OF WIN. MIN. REQ. 1 / 6 (in sq mt.)	AREA OF WIN. PROVIDED (in sq mt.)	TYPES OF WIN PROVIDED
LIVING	10.462	1.744	3.87	W
KITCHEN	6.875	1.146	2.520	W1
TOILET	2.460	0.410	0.54	V

NOTES :-

1) ALL DIMENSIONS ARE IN METER.
2) INTERNAL WALL THK. ARE 0.115 M. AND EXTERNAL WALL THK. ARE 0.150 M.

SHEET CONTAINS :-

GROUND FLOOR PLAN, AREA LINE DIAGRAM OF GROUND FLOOR & BUILT UP AREA STATEMENT , METER ROOM AREA DIAGRAM AND AREA STATEMENT, 1ST FLOOR PLAN, 2ND FLOOR PLAN, AREA LINE DIAGRAM OF 1ST & 2ND FLOOR, BUILT UP AREA STATEMENT, 1ST TO 2ND FLOOR BALCONY AREA STATEMENT,
1ST FLOOR TERRACE STATEMENT, TERRACE FLOOR PLAN, FRONT ELEVATION, SECTION A-A, SECTION B-B, TENEMENT AREA STATEMENT, DOOR & WINDOW SCHEDULE AND LIGHT & VENTILATION STATEMENT.

DESCRIPTION OF PROPOSAL AND PROPERTY

PROPOSED RESIDENTIAL BUILDINGS ON S. NO: 5/9, 5/11, 5/12 & 5/14 AT VILLAGE - CHINDRAN, TAL.- PANVEL, DIST- RAIGAD.

NAME ADDRESS & SIGN. OF OWNER	NAME ADDRESS & SIGN. OF ARCHITECT
MR. BHAUSAHEB N. SHINGADE	AR. PRADEEP B. DHORE PRADEEP B. DHORE B.Arch. M.E. (Const. Mgt.)

DRAWN BY :	CHECKED BY:	SCALE :	DATE :
RUPALI	P.DHORE	REFER LAYOUT	12.12.2017

NORTH

DESIGNO
Architects, Planners & Engineers
708,J.K CHAMBERS SECTOR-17,VASHI,
NAVI MUMBAI TEL-27892606 / 27892795
EMAIL:designoo@gmail.com
Logon: www.designoinfra.com

AFFORDABLE HOUSING TENEMENT BUILDING (WING A+ B) BUILDING - 7

STAMP OF APPROVAL

12/16

DEVELOPMENT PERMISSION GRANTED
Subject to the conditions mentioned in the letter
CIDCO/ Panvel/Khalapur/02-2018/2018/1510
Dated 23 FEB 2019
Associate Planner (NAINA)

BUILT UP AREA STATEMENT FOR ELECTRIC METER ROOM								
	LENGTH	X	WIDTH	X	Nos.	=	TOTAL	
BLOCK D	2.665	X	2.365	X	1	=	6.303	
BLOCK E	2.365	X	2.665	X	1	=	6.303	
BLOCK F	2.600	X	2.665	X	1	=	6.929	
TOTAL AREA						=	19.534	
TOTAL DEDUCTIONS								
1	0.250	X	1.065	X	1	=	0.266	
2	1.065	X	0.250	X	1	=	0.266	
3	1.300	X	0.250	X	1	=	0.325	
TOTAL DEDUCTIONS						=	0.858	
BUILT UP AREA						=	19.534 - 0.858 =	18.677

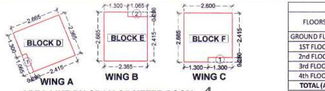

AREA LINE DIAGRAM OF METER ROOM
SCALE = 1 : 100

BUILT UP AREA STATEMENT							
FLOORS	EWS / LIG (WING A + B)	WING C	TOTAL BUILT UP AREA				
GROUND FLOOR	141.271	22.085	163.356				
1ST FLOOR	494.700	82.988	577.688				
2nd FLOOR	494.700	82.988	577.688				
3rd FLOOR	494.700	82.988	577.688				
4th FLOOR	494.700		494.700				
TOTAL (A)	2120.071	271.049	2391.120				

TERRACE STATEMENT FOR 1ST FLOOR							
PROPOSED TERRACE FOR WING A+B (EWS/LIG)							
PERMISSIBLE 20% TERRACE					494.700 X 20%	=	98.940
PROPOSED TERRACE							
TERRACE -2	2.115	X	2.790	X	4	=	23.603
TERRACE -3	2.715	X	2.015	X	1	=	5.471
TERRACE -4	2.865	X	2.115	X	2	=	12.119
TERRACE -5	2.115	X	2.865	X	1	=	6.059
PROPOSED TERRACE OF 1ST FLOOR					8	=	47.253

TERRACE STATEMENT FOR 3RD FLOOR							
PROPOSED TERRACE FOR WING A+B (EWS/LIG)							
PERMISSIBLE 20% TERRACE					494.700 X 20%	=	98.940
PROPOSED TERRACE							
TERRACE - 1	2.115	X	2.715	X	2	=	11.484
TERRACE -2	2.115	X	2.790	X	4	=	23.603
TERRACE -3	2.715	X	2.015	X	1	=	5.471
TERRACE -4	2.865	X	2.115	X	2	=	12.119
TERRACE -5	2.115	X	2.865	X	1	=	6.059
PROPOSED TERRACE OF 3 RD FLOOR					10		58.737
PROPOSED TERRACE OF 1ST FLOOR					8	=	47.253
PROPOSED TERRACE OF 1ST & 3RD FLOOR					18	=	105.990

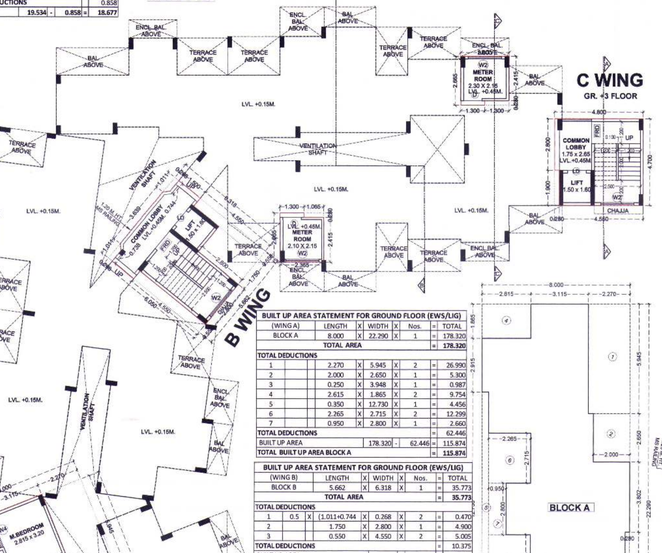

BUILT UP AREA STATEMENT FOR GROUND FLOOR (EWS/LIG)								
(WING A)		LENGTH	X	WIDTH	X	Nos.	=	TOTAL
BLOCK A		8.000	X	22.290	X	1	=	178.320
TOTAL AREA							=	178.320
TOTAL DEDUCTIONS								
1		2.270	X	5.945	X	2	=	26.990
2		2.000	X	2.650	X	1	=	5.300
3		0.250	X	3.948	X	1	=	0.987
4		2.615	X	1.865	X	2	=	9.754
5		0.350	X	12.730	X	1	=	4.456
6		2.265	X	2.715	X	2	=	12.299
7		0.950	X	2.800	X	1	=	2.660
TOTAL DEDUCTIONS							=	62.446
BUILT UP AREA				178.320	-	62.446	=	115.874
TOTAL BUILT UP AREA BLOCK A							=	115.874

BUILT UP AREA STATEMENT FOR GROUND FLOOR (EWS/LIG)								
(WING B)		LENGTH	X	WIDTH	X	Nos.	=	TOTAL
BLOCK B		5.662	X	6.318	X	1	=	35.773
TOTAL AREA							=	35.773
TOTAL DEDUCTIONS								
1	0.5	X (1.011+0.744	X	0.268	X	2	=	0.470
2		1.750	X	2.800	X	1	=	4.900
3		0.550	X	4.550	X	2	=	5.005
TOTAL DEDUCTIONS							=	10.375
BUILT UP AREA				35.773	-	10.375	=	25.397
TOTAL BUILT UP AREA BLOCK B							=	25.397
TOTAL BUILT UP AREA BLOCK (A+B) 115.874 + 25.397							=	141.271

BUILT UP AREA STATEMENT FOR GROUND FLOOR								
(WING C)		LENGTH	X	WIDTH	X	Nos.	=	TOTAL
BLOCK C		4.800	X	4.700	X	1	=	22.560
TOTAL AREA							=	22.560
TOTAL DEDUCTIONS								
2		0.250	X	3.900	X	1	=	0.475
TOTAL DEDUCTIONS							=	0.475
BUILT UP AREA				22.560	-	0.475	=	22.085
TOTAL BUILT UP AREA BLOCK C							=	22.085
TOTAL NET BUA GR.FLOOR (BLOCK A+ BLOCK B+ BLOCK C)							=	161.634



GROUND FLOOR PLAN SCALE = 1 : 100

AREA LINE DIAGRAM OF GROUND FLOOR
(EWS/LIG) SCALE = 1 : 100

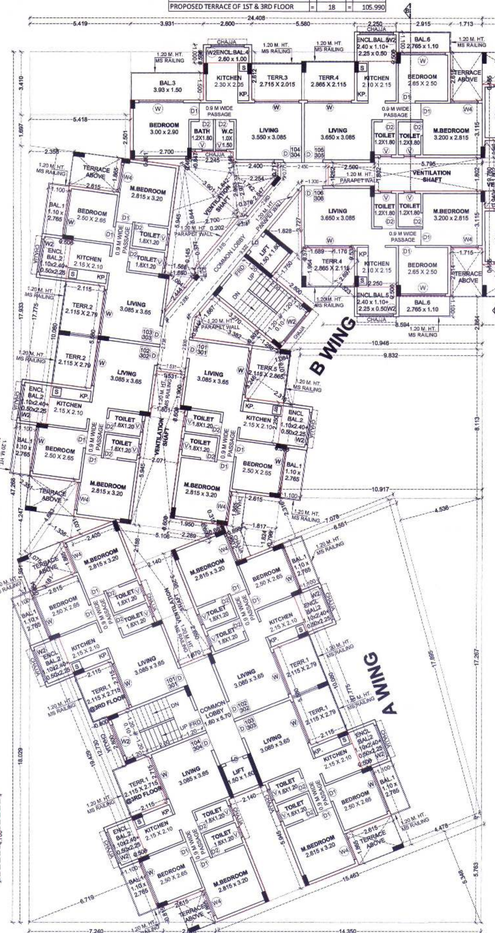

TYPICAL 1ST & 3RD FLOOR PLAN SCALE = 1 : 100

BUILT UP AREA STATEMENT FOR 1ST TO 3RD FLOOR								
(WING C)		LENGTH	X	WIDTH	X	Nos.	=	TOTAL
BLOCK - B		12.750	X	10.110	X	1	=	128.700
TOTAL AREA							=	128.700
TOTAL DEDUCTIONS								
1		2.865	X	0.165	X	2	=	0.945
2		2.865	X	2.015	X	1	=	5.773
3		4.400	X	3.395	X	1	=	14.938
4		7.265	X	2.015	X	1	=	14.639
5		2.065	X	0.940	X	2	=	3.882
6		0.850	X	3.680	X	1	=	3.128
7		2.215	X	1.802	X	1	=	3.991
TOTAL DEDUCTIONS							=	47.297
TOTAL BUA				128.700	-	47.297	=	81.403
NET BUA = BUA + EXCE. BAL.				81.403	+	1.585	=	82.988

C WING BALCONY STATEMENT FOR 1ST TO 3RD FLOOR							
PERMISSABLE 15% BALCONY					81.403 X 15%	=	12.210
PROPOSED BALCONY							
ENCL. BAL. 1		2.600	X	1.000	X	2	= 5.200
BAL. 2		2.865	X	1.500	X	2	= 8.595
PROPOSED BALCONY AREA EACH FLOOR						4	= 13.795
PROPOSED BAL.- PERMISSABLE BAL = EXCESS BAL							
EXCESS BAL. AREA EACH FLOOR					13.795 -	12.210	= 1.585
PROPOSED BALCONY AREA 1ST TO 3RD FLOOR					4 X 13.795 X	3	= 12 41.385

BALCONY AREA STATEMENT BLDG. NO. 7 WING C			
FLOORS	B.U.AREA	EXCESS BALCONY	TOTAL BUILT UP AREA
GROUND FLOOR	22.085	0.000	22.085
1ST FLOOR	81.403	1.585	82.988
2nd FLOOR	81.403	1.585	82.988
3rd FLOOR	81.403	1.585	82.988
TOTAL (A)	266.294	4.755	271.049

BALCONY STATEMENT FOR 1ST TO 4TH FLOOR- WING A+B							
PERMISSIBLE 15% BALCONY					494.700X 15%	=	74.205
PROPOSED BALCONY							
ENCL. BAL. 1	1.100	X	2.765	X	7	=	21.291
ENCL. BAL. 2	1.100	X	2.400	X	7	=	18.480
	0.500	X	2.250	X		=	7.875
BAL. 3	3.930	X	1.500	X	1	=	5.895
ENCL. BAL. 4	2.600	X	1.000	X	1	=	2.600
ENCL. BAL. 5	2.400	X	1.100	X	2	=	5.280
	2.250	X	0.500	X		=	2.250
BAL. 6	2.765	X	1.100	X	2	=	6.083
PROPOSED BALCONY AREA EACH FLOOR					20	=	69.754
PROPOSED BALCONY AREA 1ST TO 4TH FLOOR					80	=	279.016

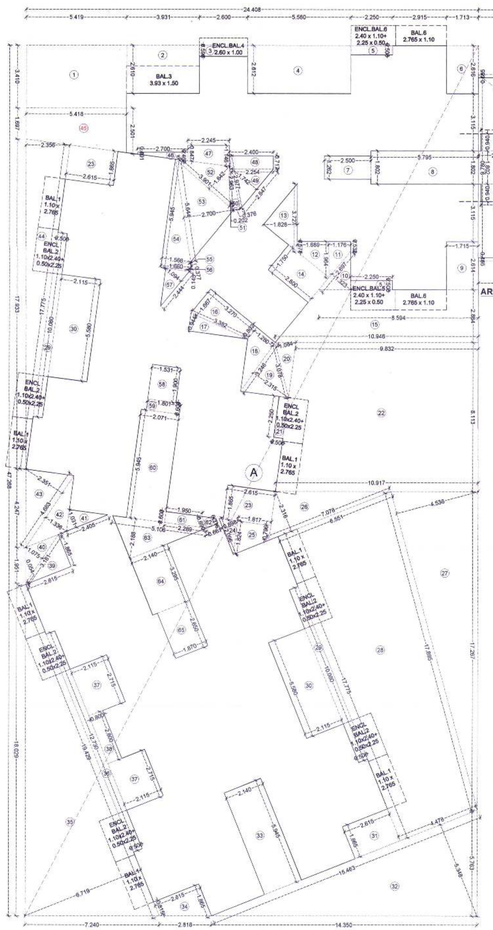

AREA LINE DIAGRAM OF 1ST TO 4TH FLOOR (EWS/LIG) SCALE = 1 : 100

BUILT UP AREA STATEMENT FOR 1ST TO 4TH FLOOR								
WING - A+B		LENGTH	X	WIDTH	X	Nos.	=	TOTAL
BLOCK - A		24.408	X	47.268	X	1	=	1153.717
TOTAL AREA							=	1153.717
TOTAL DEDUCTIONS								
1		5.419	X	3.410	X	1	=	18.479
2		3.931	X	2.610	X	1	=	10.260
3		2.600	X	0.596	X	1	=	1.550
4		5.580	X	2.612	X	1	=	14.575
5		2.250	X	0.500	X	2	=	2.250
6		1.713	X	2.616	X	1	=	4.481
7		2.500	X	1.262	X	1	=	3.155
8		5.795	X	1.802	X	1	=	10.443
9		1.715	X	2.614	X	1	=	4.483
10	0.500	X	2.697	X	1.323	X	1	= 1.784
11	0.500	X	(1.964+0.532)	X	1.176	X	1	= 1.468
12	0.500	X	(0.578+1.964)	X	1.689	X	1	= 2.147
13	0.500	X	3.727	X	1.828	X	1	= 3.406
14		2.800	X	1.750	X	1	=	4.900
15	0.500	X	(8.594+10.946)	X	2.864	X	1	= 27.981
16	0.500	X	(1.667+0.802)	X	3.270	X	1	= 4.037
17	0.500	X	3.382	X	0.944	X	1	= 1.596
18	0.500	X	(0.802+3.246)	X	1.280	X	1	= 2.591
19	0.500	X	3.246	X	2.315	X	1	= 3.757
20	0.500	X	3.078	X	1.084	X	1	= 1.668
21		0.500	X	2.250	X	1	=	1.125
22	0.500	X	(9.832+10.917)	X	8.113	X	1	= 84.168
23		2.615	X	1.865	X	2	=	9.754
24	0.500	X	0.898	X	2.096	X	1	= 0.941
25	0.500	X	(1.824+0.795)	X	1.817	X	1	= 2.380
26	0.500	X	7.078	X	2.316	X	1	= 8.196
27	0.500	X	17.895	X	4.536	X	1	= 40.586
28	0.500	X	(6.551+14.476)	X	17.775	X	1	= 98.600
29		0.500	X	10.080	X	2	=	10.080
30		2.115	X	5.580	X	2	=	23.603
31		2.615	X	3.865	X	1	=	4.877
32	0.500	X	15.463	X	5.348	X	1	= 41.348
33		2.140	X	5.945	X	1	=	12.722
34	0.500	X	(0.815+1.865)	X	2.615	X	1	= 3.504
35	0.500	X	19.429	X	6.719	X	1	= 65.272
36		12.730	X	0.500	X	1	=	6.365
37		2.115	X	2.715	X	2	=	11.484
38		0.800	X	2.800	X	1	=	2.240
39	0.500	X	(0.054+1.865)	X	2.615	X	1	= 2.509
40	0.500	X	3.181	X	1.075	X	1	= 1.710
41	0.500	X	2.405	X	1.031	X	1	= 1.240
42	0.500	X	4.683	X	1.336	X	1	= 3.128
43	0.500	X	4.683	X	2.351	X	1	= 5.505
44	0.500	X	17.933	X	2.356	X	1	= 21.125
45	0.500	X	(1.697+2.501)	X	5.418	X	1	= 11.372
46	0.500	X	(0.101+0.462)	X	2.700	X	1	= 0.760
47	0.500	X	(0.847+1.146)	X	2.245	X	1	= 2.237
48	0.500	X	(2.40+2.254)	X	0.717	X	1	= 1.668
49	0.500	X	2.847	X	1.742	X	1	= 2.480
50	0.500	X	2.977	X	0.375	X	1	= 0.560
51	0.500	X	2.963	X	0.202	X	1	= 0.299
52	0.500	X	3.901	X	1.642	X	1	= 3.203
53	0.500	X	5.644	X	2.700	X	1	= 7.619
54	0.500	X	5.945	X	1.566	X	1	= 4.655
55	0.500	X	1.660	X	0.377	X	1	= 0.313
56	0.500	X	1.660	X	0.145	X	1	= 0.120
57	0.500	X	2.444	X	1.094	X	1	= 1.337
58		1.531	X	1.900	X	1	=	2.909
59		1.801	X	0.600	X	1	=	1.081
60		5.945	X	2.071	X	1	=	12.312
61	0.500	X	(1.95+2.289)	X	0.600	X	1	= 1.272
62	0.500	X	(0.69+0.316)	X	0.663	X	1	= 0.332
63	0.500	X	5.106	X	2.188	X	1	= 5.586
64		2.140	X	3.295	X	1	=	7.051
65		1.870	X	2.650	X	1	=	4.956
TOTAL DEDUCTIONS							=	659.017
BUILT UP AREA				1153.717	-	659.017	=	494.700

DOOR & WINDOW SCHEDULE					
TYPE	SIZE			SILL LVL	AREA	REMARKS
FRD	1.200	X	2.100	-	2.520	T/W PANNELED DOOR
D	1.000	X	2.100	-	2.100	T/W PANNELED DOOR
D1	0.900	X	2.100	-	1.890	T/W FLUSHED DOOR
D2	0.750	X	2.100	-	1.575	T/W FLUSHED DOOR
W	2.400	X	2.150	0.150	5.160	ALU. FRAMED SLIDING GL. WINDOW
W1	2.400	X	1.400	0.900	3.360	ALU. FRAMED SLIDING GL. WINDOW
W2	1.800	X	1.400	0.900	2.520	ALU. FRAMED SLIDING GL. WINDOW
W3	1.500	X	2.150	0.150	3.225	ALU. FRAMED SLIDING GL. WINDOW
W4	1.500	X	1.400	0.900	2.100	ALU. FRAMED SLIDING GL. WINDOW
W5	1.800	X	2.150	0.150	3.870	ALU. FRAMED SLIDING GL. WINDOW
V	0.600	X	0.900	1.450	0.540	LOUVERED VENTILATOR
LD	1.200	X	2.100	0.000	2.520	LIFT DOOR

LIGHT & VENTILATION STATEMENT				
ROOM	AREA OF ROOM	AREA OF WIN. MIN. REQ. 1/6 (in sq mt)	AREA OF WIN. PROVIDED (in sq mt)	TYPES OF WIN PROVIDED
LIVING	11.260	1.877	5.16/3.360	W/W5
KITCHEN	7.560	1.260	2.520	W2
BEDROOM	6.625	1.104	5.160	W
M.BEDROOM	9.008	1.501	3.225/2.100	W3/W4
TOILET	2.160	0.360	0.54	V

NOTES :-

1) ALL DIMENSIONS ARE IN METER.
2) INTERNAL WALL THK. ARE 0.115 M. AND EXTERNAL WALL THK. ARE 0.150 M.

SHEET CONTAINS :-

GROUND FLOOR PLAN, AREA LINE DIAGRAM OF GROUND FLOOR & BUILT UP AREA STATEMENT , METER ROOM AREA DIAGRAM AND AREA STATEMENT, TYPICAL 1ST & 3RD FLOOR PLAN, AREA LINE DIAGRAM OF 1ST TO 4TH FLOOR, BUILT UP AREA STATEMENT, GROUND FLOOR BALCONY AREA STATEMENT , 1ST TO 4TH FLOOR BALCONY AREA STATEMENT,1ST & 3RD FLOOR TERRACE STATEMENT, FRONT ELEVATION, TENEMENT AREA STATEMENT, C.B AREA STATEMENT, DOOR & WINDOW SCHEDULE AND LIGHT & VENTILATION STATEMENT.

DESCRIPTION OF PROPOSAL AND PROPERTY

PROPOSED RESIDENTIAL BUILDINGS ON S. NO: 5/9, 5/11, 5/12 & 5/14 AT VILLAGE - CHINDRAN, TAL.- PANVEL, DIST.-RAIGAD.

NAME ADDRESS & SIGN. OF OWNER	NAME ADDRESS & SIGN. OF ARCHITECT
MR. BHAUSAHEB N. SHINGADE	AR. PRADEEP B. DHORE REGN. NO.: CA/91/15073. PRADEEP DHORE B.ARCH., M.E.
DRAWN BY : RUPALI	CHECKED BY: P.DHORE
SCALE : REFER LAYOUT	DATE : 12.12.2017

NORTH

DESIGNO
Architects, Planners & Engineers
70B,LK CHAMBERS SECTOR-17,VASHI,
NAVI MUMBAI TEL-27892606 / 27892715
EMAIL:designo@gmail.com
Logon: www.designoindia.com

AFFORDABLE HOUSING TENEMENT BUILDING (WING A+ B)

BUILDING - 7

TYPICAL 2ND FLOOR PLAN SCALE = 1 : 100

4TH FLOOR PLAN SCALE = 1 : 100

TERRACE STATEMENT FOR 2ND & 4TH FLOOR							
PROPOSED TERRACE FOR WING A+B (EWS/LIG)							
PERMISSABLE 20% TERRACE			494.700 X 20%			=	98.940
PROPOSED TERRACE							
TERRACE -1	1.500	X	1.865	X	1	=	2.798
TERRACE -2	2.615	X	1.865	X	4	=	19.508
TERRACE -3	1.715	X	2.615	X	2	=	8.969
PROPOSED TERRACE OF 2ND FLOOR				=	7	=	31.275
PROPOSED TERRACE OF 2ND & 4TH FLOOR				=	14	=	62.550

TERRACE STATEMENT FOR 2ND FLOOR							
PROPOSED TERRACE FOR WING C							
PERMISSIBLE 20% TERRACE			80.881 X 20%			=	16.176
PROPOSED TERRACE							
TERRACE -1	2.865	X	1.740	X	2	=	9.970
PROPOSED TERRACE OF 2ND FLOOR				=	2	=	9.970

TENEMENT AREA STATEMENT						
SHOPS/ FLAT NO.	CARPET AREA IN SQ. M.	BALCONY AREA ENCL. BALC.	BALCONY AREA PROJE. BALC.	TERRACE AREA IN SQ. M.	C.B AREA IN SQ. M.	B.U. AREA IN SQ. M.
BUILDING NO. - 7						
(EWS/ LIG FLATS) A WING_ GROUND FLOOR						
001	38.728					44.608
002	38.728					44.608
(EWS/ LIG FLATS) A WING_ 1ST & 3RD FLOOR						
101, 301	38.728	3.765	3.042			44.255
102, 302, 103, 303	38.728	3.765	3.042	5.742		44.255
104, 304	38.728	3.765	3.042	5.901		44.017
104, 304	38.728	3.765	3.042			44.271
104, 304	38.728	3.765	3.042	5.742		44.271
(EWS/ LIG FLATS) A WING_ 2ND & 4TH FLOOR						
201, 401	38.728	3.765	3.042	4.877		44.255
202, 402	38.728	3.765	3.042			44.017
203, 403	38.728	3.765	3.042	4.877		44.017
204, 404	38.728	3.765	3.042	2.800		44.271
(EWS/ LIG FLATS) B WING_ 1ST & 3RD FLOOR						
101, 301	38.728	3.765	3.042	6.060		44.271
102, 302, 103, 303	38.728	3.765	3.042	5.901		44.017
104, 304	30.383	2.600	5.895	5.471		34.897
105, 305	38.728	3.765	3.042	6.060		43.854
106, 306	38.728	3.765	3.042	6.060		44.123
(EWS/ LIG FLATS) B WING_ 2ND & 4TH FLOOR						
201, 401	38.728	3.765	3.042			44.271
202, 402, 203, 403	38.728	3.765	3.042	4.877		44.017
204, 404	30.383	2.600	5.895			34.897
205, 405	38.728	3.765	3.042	4.485		43.854
206, 406	38.728	3.765	3.042	4.485		44.123
C WING_ 1ST & 3RD FLOOR						
101, 301, 102, 302	26.519	2.600	4.298			30.059
C WING_ 2ND FLOOR						
201, 202	26.519	2.600	4.298	4.989		30.059

STAMP OF APPROVAL

13/16

DEVELOPMENT PERMISSION GRANTED
Subject to the conditions mentioned
in this office's letter No.:
CIDCO/NAINA/Panvel/Chindran/BP-206/CC/2018/1310
Dated 23 FEB 2019
23/02/19
Associate Planner (NAINA)

DOOR & WINDOW SCHEDULE						
TYPE	SIZE			SILL LVL	AREA	REMARKS
FRD	1.200	X	2.100	-	2.520	T/W PANNELED DOOR
D	1.000	X	2.100	-	2.100	T/W PANNELED DOOR
D1	0.900	X	2.100	-	1.890	T/W FLUSHED DOOR
D2	0.750	X	2.100	-	1.575	T/W FLUSHED DOOR
W	2.400	X	2.150	0.150	5.160	ALU. FRAMED SLIDING GL. WINDOW
W1	2.400	X	1.400	0.900	3.360	ALU. FRAMED SLIDING GL. WINDOW
W2	1.800	X	1.400	0.900	2.520	ALU. FRAMED SLIDING GL. WINDOW
W3	1.500	X	2.150	0.150	3.225	ALU. FRAMED SLIDING GL. WINDOW
W4	1.500	X	1.400	0.900	2.100	ALU. FRAMED SLIDING GL. WINDOW
W5	1.800	X	2.150	0.150	3.870	ALU. FRAMED SLIDING GL. WINDOW
V	0.600	X	0.900	1.450	0.540	LOUVERED VENTILATOR
LD	1.200	X	2.100	0.000	2.520	LIFT DOOR

LIGHT & VENTILATION STATEMENT				
ROOM	AREA OF ROOM	AREA OF WIN. MIN. REQ. 1 / 6 (in sq mt)	AREA OF WIN. PROVIDED (in sq mt)	TYPES OF WIN PROVIDED
LIVING	11.260	1.877	5.16/3.360	W/W5
KITCHEN	7.560	1.260	2.520	W2
BEDROOM	6.625	1.104	5.160	W
M.BEDROOM	9.008	1.501	3.225/2.100	W3/W4
TOILET	2.160	0.360	0.54	V

NOTES :-

1) ALL DIMENSIONS ARE IN METER.
2) INTERNAL WALL THK. ARE 0.115 M. AND EXTERNAL WALL THK. ARE 0.150 M.

SHEET CONTAINS :-

2ND & 4TH FLOOR PLAN, TERRACE STATEMENT 2ND & 4TH FLOOR DOOR & WINDOW SCHEDULE AND LIGHT & VENTILATION STATEMENT.

DESCRIPTION OF PROPOSAL AND PROPERTY

PROPOSED RESIDENTIAL BUILDINGS ON S. NO: 5/9, 5/11, 5/12 & 5/14 AT VILLAGE - CHINDRAN, TAL.- PANVEL, DIST- RAIGAD.

NAME ADDRESS & SIGN. OF OWNER	NAME ADDRESS & SIGN. OF ARCHITECT		
MR. BHAUSAHEB N. SHINGADE	AR. PRADEEP B. DHORE REGN. NO.: CA/91/13573. PRADEEP DHORE B.ARCH, M.E.		
DRAWN BY : RUPALI	CHECKED BY: P.DHORE	SCALE : REFER LAYOUT	DATE : 12.12.2017

NORTH

DESIGNO
Architects, Planners & Engineers
708,J.K CHAMBERS SECTOR-17 VASHI,
NAVI MUMBAI TEL-27892604 / 27892795
EMAIL:designoa@gmail.com
Logon: www.designointra.com

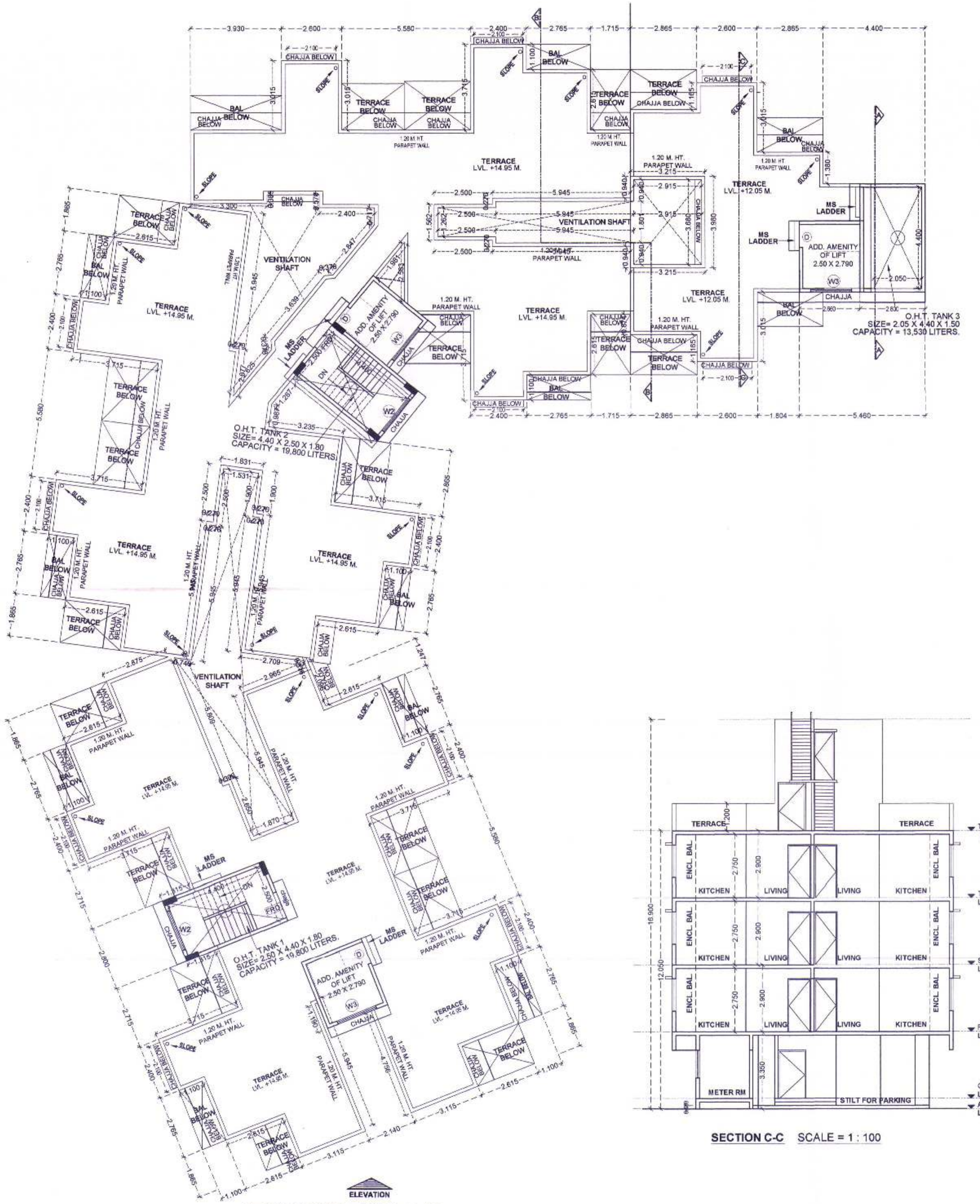

TERRACE FLOOR SCALE = 1 : 100

FRONT ELEVATION SCALE = 1 : 100

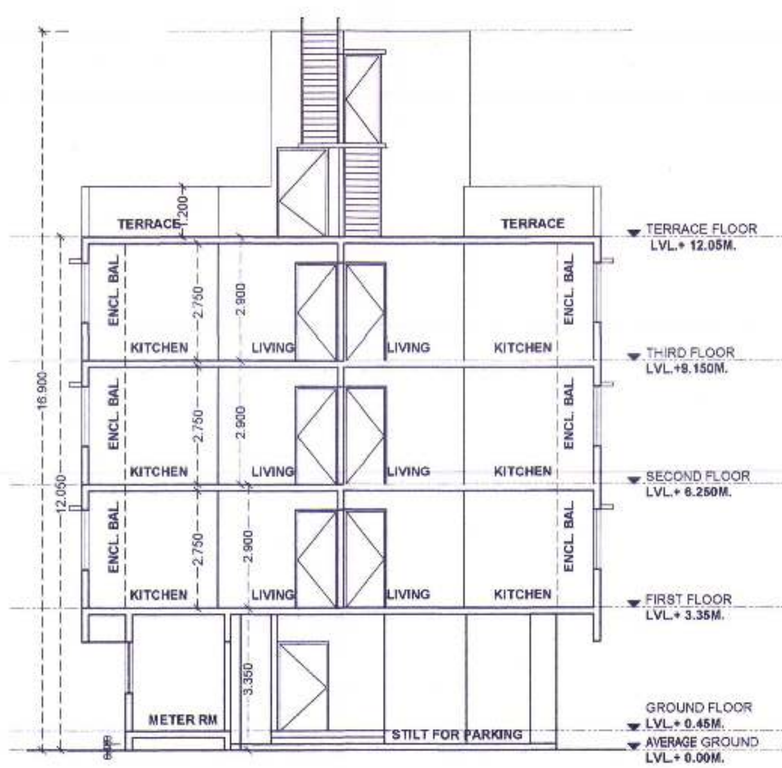

SECTION C-C SCALE = 1 : 100

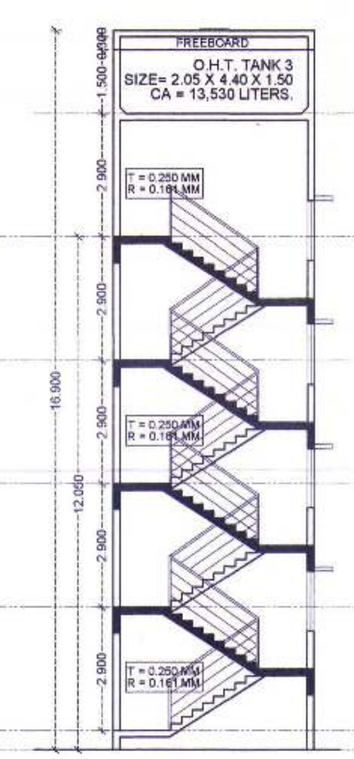

SECTION A-A SCALE = 1 : 100

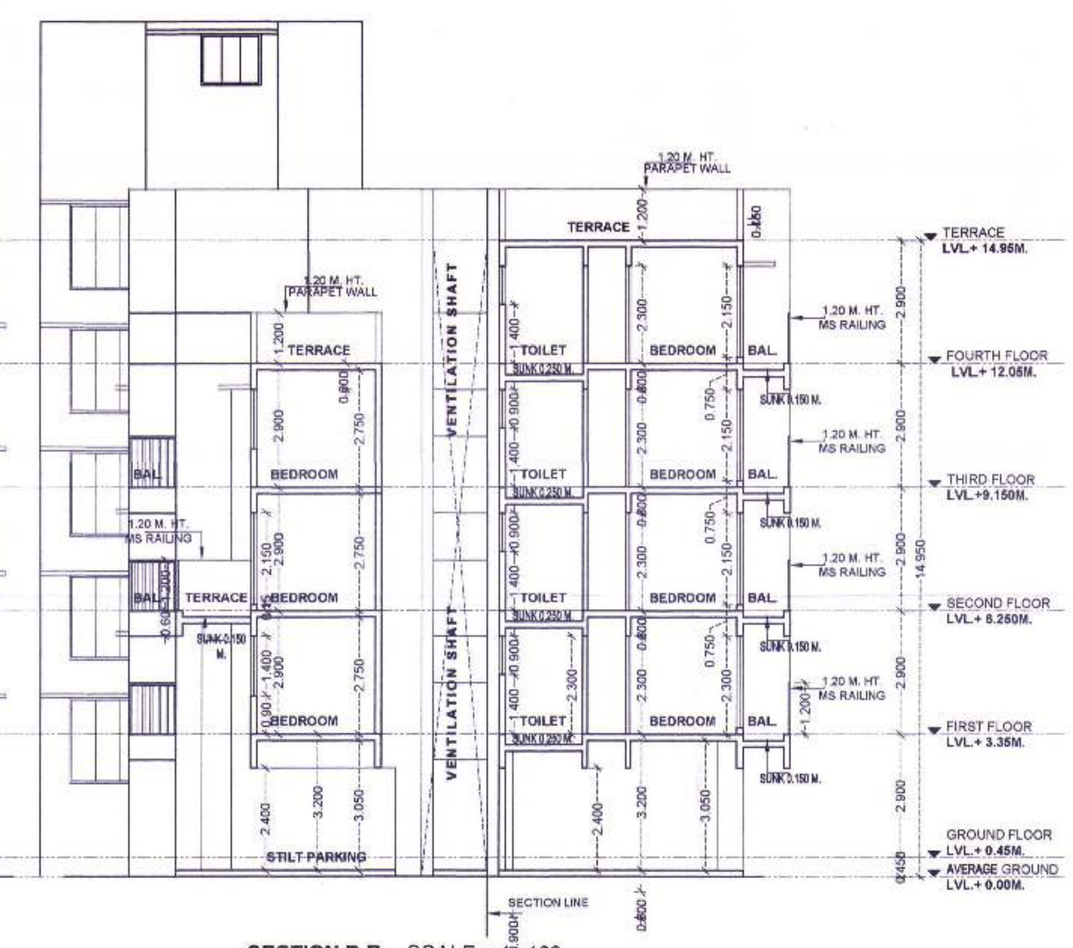

SECTION B-B SCALE = 1 : 100

DEVELOPMENT PERMISSION GRANTED
Subject to the conditions mentioned in this office's letter No.:
CIDCO/NAINA/Panvel/Chindran/BP-20/CC/2018/1310
Dated 23 FEB 2018
Associate Planner (NAINA)

NOTES :-

1) ALL DIMENSIONS ARE IN METER.
2) INTERNAL WALL THK. ARE 0.115 M. AND EXTERNAL WALL THK. ARE 0.150 M.

SHEET CONTAINS :-

TERRACE FLOOR PLAN, FRONT ELEVATION, SECTION A-A, SECTION B-B.

DESCRIPTION OF PROPOSAL AND PROPERTY

PROPOSED RESIDENTIAL BUILDINGS ON S. NO: 5/9, 5/11, 5/12 & 5/14 AT VILLAGE - CHINDRAN, TAL.- PANVEL, DIST- RAIGAD.

NAME ADDRESS & SIGN. OF OWNER	NAME ADDRESS & SIGN. OF ARCHITECT
MR. BHAUSAHEB N. SHINGADE	AR. PRADEEP B. DHORE. REGN. NO.: CA/91/13873. PRADEEP DHORE B.ARCH, M.E.

DRAWN BY :	CHECKED BY:	SCALE :	DATE :
RUPALI	P.DHORE	REFER LAYOUT	12.12.2017

NORTH

DESIGNO
Architects, Planners & Engineers
708,J.K CHAMBERS SECTOR-17,VASHI, NAVI MUMBAI TEL-27892606 / 27892795
EMAIL:designoo@gmail.com
Logon: www.designoinfra.com

BUILDING - 8

STAMP OF APPROVAL

15/16

DEVELOPMENT PERMISSION GRANTED
Subject to the conditions mentioned
in this office's letter No.:
CIDCO/NAINA/Panvel/Chindran/BP-209/CC/2018/1310
Dated 23 FEB 2018
23/2/18
Associate Planner (NAINA)

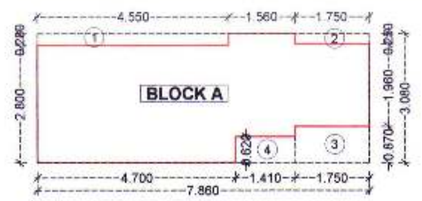

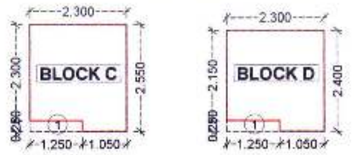

AREA LINE DIAGRAM OF METER ROOM
SCALE = 1 : 100

BUILT UP AREA STATEMENT FOR ELECTRIC METER ROOM								
	LENGTH	X	WIDTH	X	Nos.	=	TOTAL
BLOCK C	2.300	X	2.550	X	1	=	5.865
BLOCK D	2.300	X	2.400	X	1	=	5.520
TOTAL AREA						=	11.385
TOTAL DEDUCTIONS							
1	1.250	X	0.250	X	2	=	0.625
TOTAL DEDUCTIONS						=	0.625
BUILT UP AREA	11.385	-	0.625			=	10.760

BUILT UP AREA STATEMENT							
FLOORS	B.U. AREA		EXCESS BALCONY		TOTAL BUILT UP AREA		
GROUND FLOOR	42.181		0.000		42.181		
1ST FLOOR	369.512		0.000		369.512		
2nd FLOOR	369.512		0.000		369.512		
3rd FLOOR	369.512		0.000		369.512		
TOTAL	1150.717		0.000		1150.717		

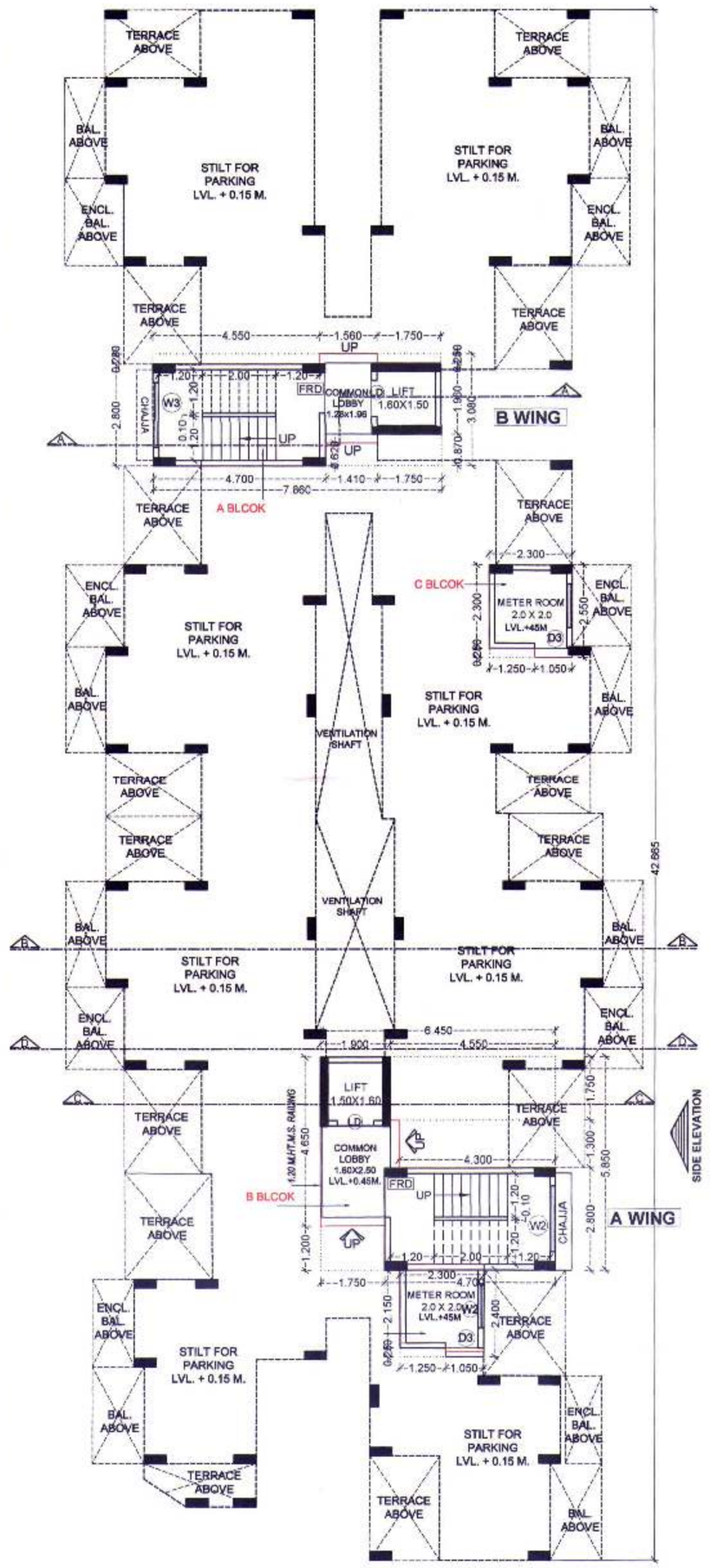

GROUND FLOOR PLAN SCALE = 1 : 100

FRONT ELEVATION

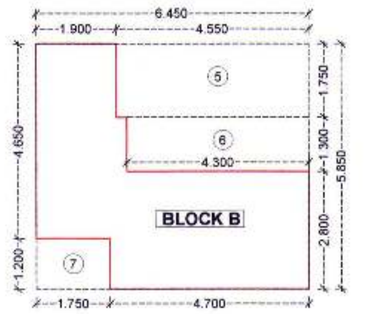

AREA LINE DIAGRAM OF GROUND FLOOR
SCALE = 1 : 100

BUILT UP AREA STATEMENT FOR GROUND FLOOR								
		LENGTH	X	WIDTH	X	Nos.	=	TOTAL
BLOCK -A		7.860	X	3.080	X	1	=	24.209
TOTAL AREA							=	24.209
TOTAL DEDUCTIONS								
1		4.550	X	0.280	X	1	=	1.274
2		1.750	X	0.250	X	1	=	0.438
3		1.750	X	0.870	X	1	=	1.523
4		1.410	X	0.620	X	1	=	0.874
TOTAL DEDUCTIONS							=	4.108
BUILT UP AREA				24.209	-	4.108	=	20.101

BUILT UP AREA STATEMENT FOR GROUND FLOOR								
		LENGTH	X	WIDTH	X	Nos.	=	TOTAL
BLOCK -B		6.450	X	5.850	X	1	=	37.733
TOTAL AREA (A)							=	37.733
TOTAL DEDUCTIONS								
5		4.550	X	1.750	X	1	=	7.963
6		4.300	X	1.300	X	1	=	5.590
7		1.750	X	1.200	X	1	=	2.100
TOTAL DEDUCTIONS							=	15.653
BUILT UP AREA				37.733	-	15.653	=	22.080
BUILT UP AREA (A+B)								42.181

TERRACE STATEMENT FOR 1ST & 3RD FLOOR								
PERMISSABLE 20% TERRACE			369.872 X 20%			=		73.974
PROPOSED TERRACE								
TERRACE -1	2.385	X	2.915	X	1	=		6.952
TERRACE -2	2.115	X	2.865	X	3	=		18.178
TERRACE -3	2.115	X	2.715	X	3	=		17.227
TERRACE -4	2.265	X	2.915	X	1	=		6.602
PROPOSED TERRACE OF EACH FLOOR					8	=		48.960
TOTAL TERRACE OF 1ST &3RD FLOOR					16	=		97.920
TERRACE STATEMENT FOR 2ND FLOOR								
PERMISSABLE 20% TERRACE			369.872 X 20%			=		73.974
PROPOSED TERRACE								
TERRACE -1	3.050	X	0.420	X	1	=		1.281
	0.50X(3.05+1.89)X0.782					X		1.935
TERRACE -2	2.615	X	1.790	X	2	=		9.362
TERRACE -3	2.615	X	1.865	X	2	=		9.754
TERRACE -4	2.615	X	1.715	X	1	=		4.485
TERRACE -5	2.615	X	1.865	X	1	=		4.877
TERRACE -6	1.915	X	1.865	X	1	=		5.486
PROPOSED TERRACE OF EACH FLOOR					8	=		37.180
TOTAL TERRACE OF 1ST ,2nd & 3RD FLOOR					24			135.100

DOOR & WINDOW SCHEDULE								
TYPE	SIZE			SILL LVL	AREA	REMARKS		
FRD	1.200	X	2.100	-	2.520	T/W PANNELED DOOR		
D	1.000	X	2.100	-	2.100	T/W PANNELED DOOR		
D1	0.900	X	2.100	-	1.890	T/W FLUSHED DOOR		
D2	0.750	X	2.100	-	1.575	T/W FLUSHED DOOR		
W	2.400	X	2.150	0.150	5.160	ALU. FRAMED SLIDING GL. WINDOW		
W1	2.400	X	1.400	0.900	3.360	ALU. FRAMED SLIDING GL. WINDOW		
W2	1.800	X	1.400	0.900	2.520	ALU. FRAMED SLIDING GL. WINDOW		
W3	1.500	X	2.150	0.150	3.225	ALU. FRAMED SLIDING GL. WINDOW		
W4	1.500	X	1.400	0.900	2.100	ALU. FRAMED SLIDING GL. WINDOW		
W5	1.800	X	2.150	0.150	3.870	ALU. FRAMED SLIDING GL. WINDOW		
V	0.600	X	0.900	1.450	0.540	LOUVERED VENTILATOR		
LD	1.200	X	2.100	0.000	2.520	LIFT DOOR		

LIGHT & VENTILATION STATEMENT			
ROOM	AREA OF ROOM	AREA OF WIN. MIN. REQ. 1 / 6 (in sq mt)	AREA OF WIN. PROVIDED (in sq mt)	TYPES OF WIN PROVIDED
LIVING	11.260	1.877	5.16/3.360	W/W5
KITCHEN	7.560	1.260	2.520	W2
BEDROOM	6.625	1.104	5.160	W
M.BEDROOM	9.008	1.501	3.225/2.100	W3/W4
TOILET	2.160	0.360	0.54	V

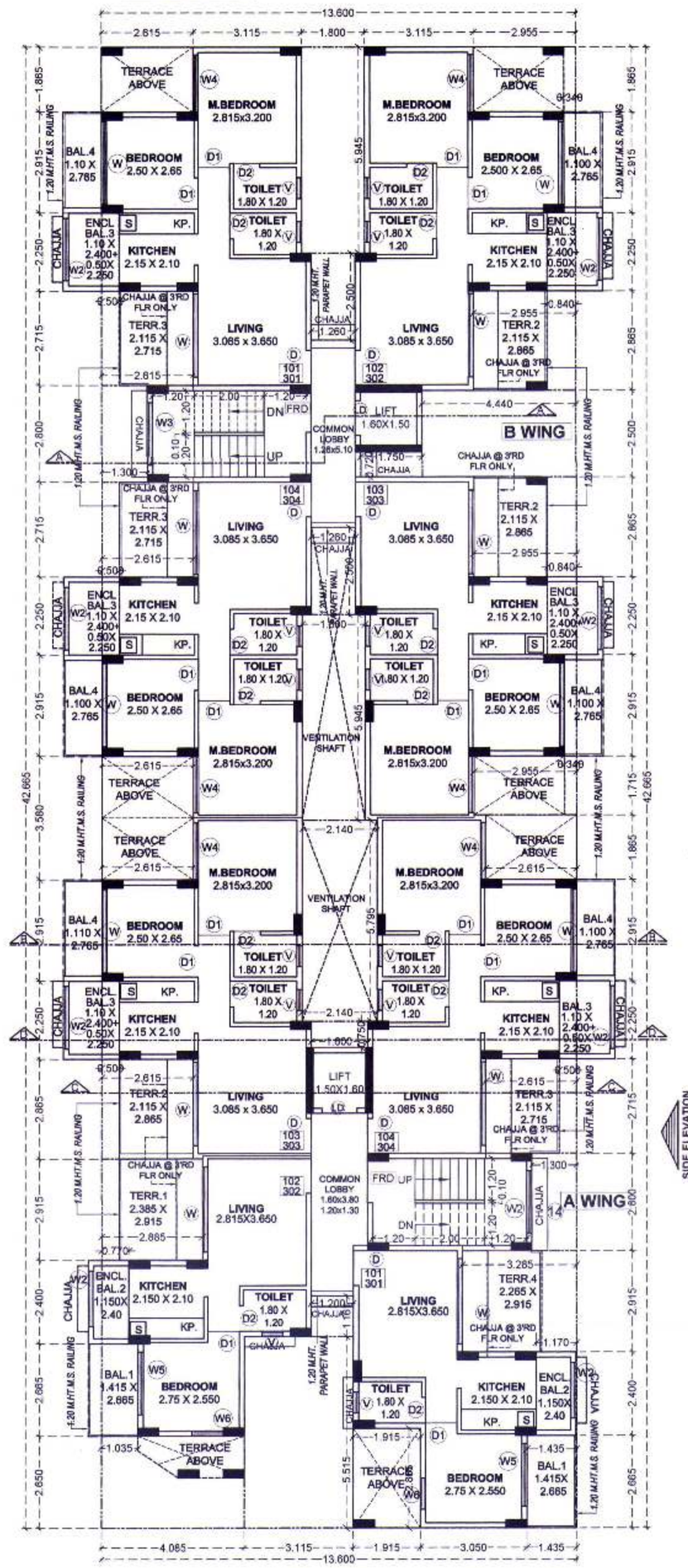

TYPICAL 1'ST & 3'RD FLOOR PLAN SCALE = 1 : 100

ELEVATION

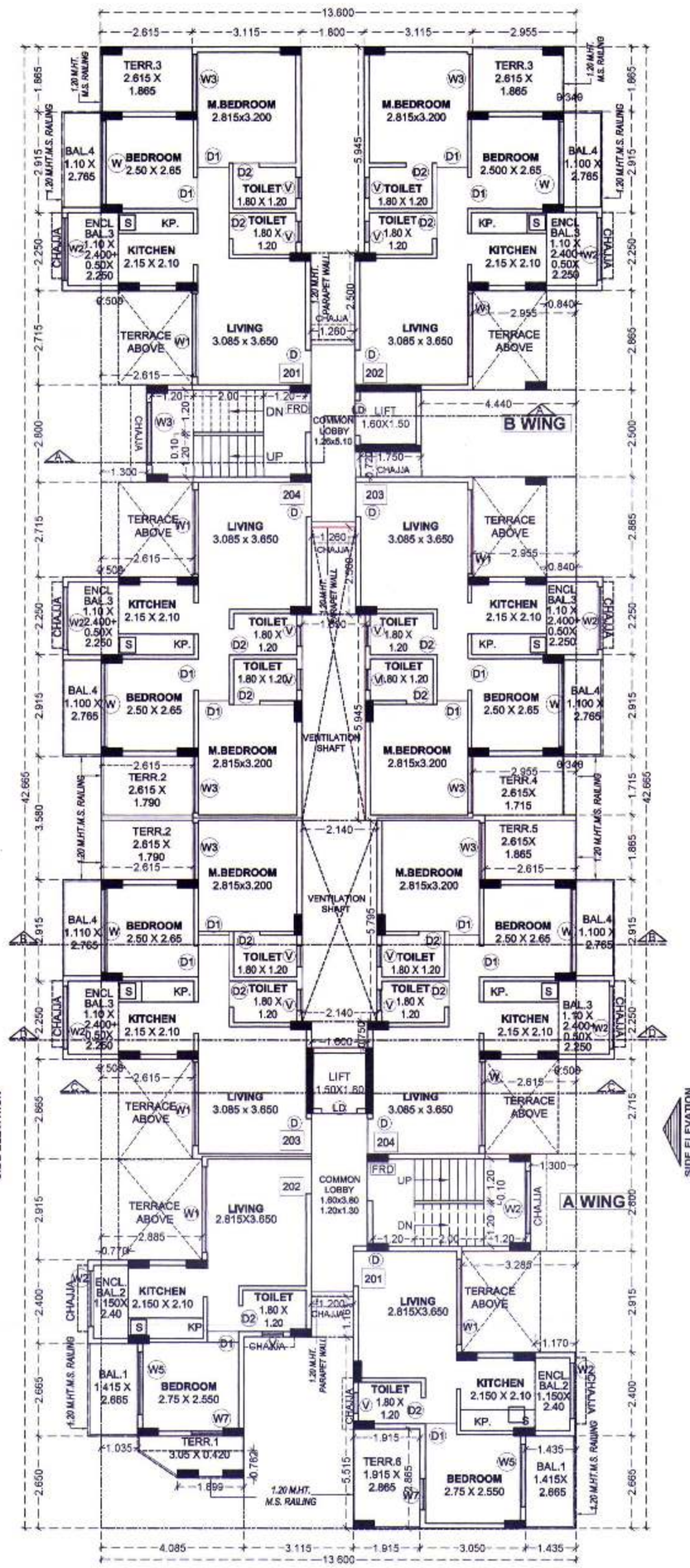

2'ND FLOOR PLAN SCALE = 1 : 100

ELEVATION

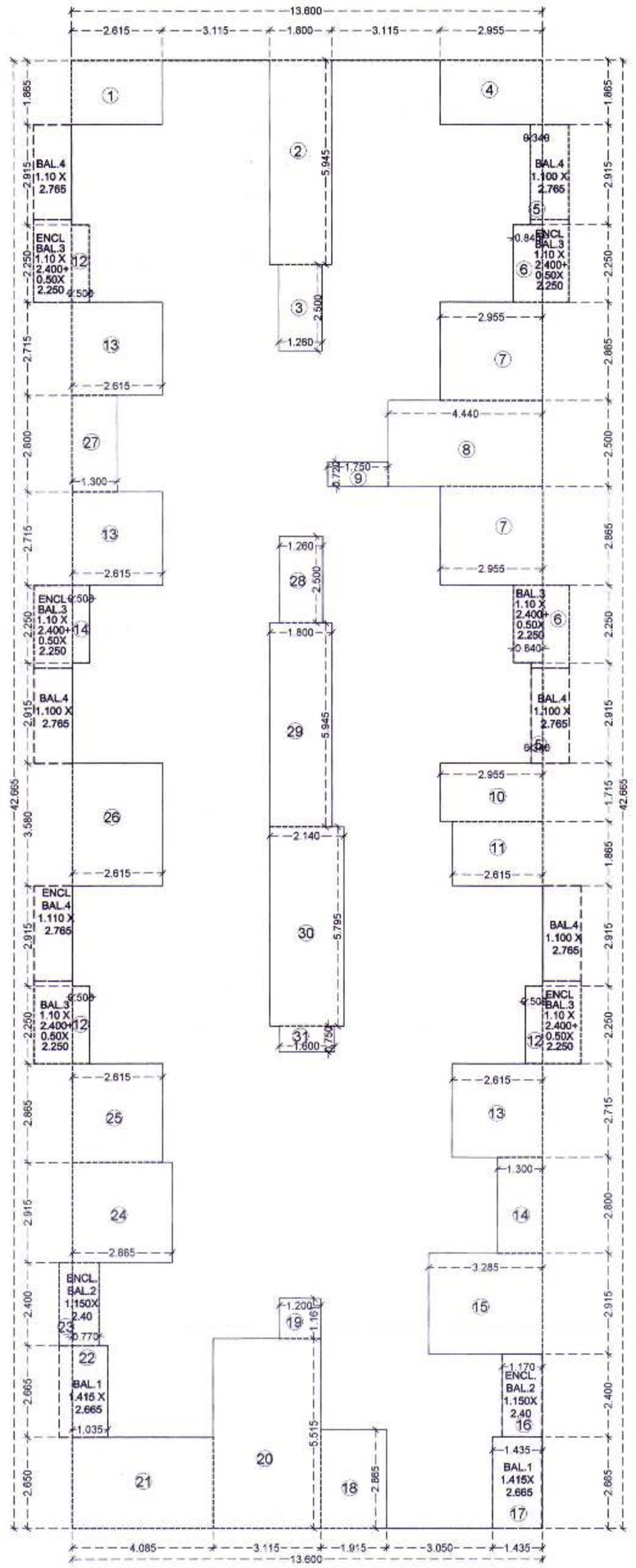

AREA LINE DIAGRAM OF TYPICAL FLOOR (1'ST TO 3RD) SCALE = 1 : 100

ELEVATION

BUILT UP AREA STATEMENT FOR 1ST TO 3RD FLOOR								
		LENGTH	X	WIDTH	X	Nos.	=	TOTAL
BLOCK - A		13.600	X	42.665	X	1	=	580.244
TOTAL AREA							=	580.244
TOTAL DEDUCTIONS								
1		2.615	X	1.865	X	1	=	4.877
2		1.800	X	5.945	X	1	=	10.701
3		1.260	X	2.500	X	1	=	3.150
4		2.955	X	1.865	X	1	=	5.511
5		0.340	X	2.915	X	2	=	1.982
6		0.840	X	2.250	X	2	=	3.780
7		2.955	X	2.865	X	2	=	16.932
8		4.440	X	2.500	X	1	=	11.100
9		1.750	X	0.720	X	1	=	1.260
10		2.955	X	1.715	X	1	=	5.068
11		2.615	X	1.865	X	1	=	4.877
12		0.500	X	2.250	X	4	=	4.500
13		2.615	X	2.715	X	3	=	21.299
14		1.300	X	2.800	X	1	=	3.640
15		3.285	X	2.915	X	1	=	9.576
16		1.170	X	2.400	X	1	=	2.808
17		1.435	X	2.665	X	1	=	3.824
18		1.915	X	2.865	X	1	=	5.486
19		1.200	X	1.161	X	1	=	1.393
20		3.115	X	5.515	X	1	=	17.179
21		4.085	X	2.650	X	1	=	10.825
22		1.035	X	2.665	X	1	=	2.758
23		0.770	X	2.400	X	1	=	1.848
24		2.885	X	2.915	X	1	=	8.410
25		2.615	X	2.865	X	1	=	7.492
26		2.615	X	3.580	X	1	=	9.362
27		1.300	X	2.800	X	1	=	3.640
28		1.260	X	2.500	X	1	=	3.150
29		1.800	X	5.945	X	1	=	10.701
30		2.140	X	5.795	X	1	=	12.401
31		1.600	X	0.750	X	1	=	1.200
TOTAL DEDUCTIONS							=	210.732
BUILT UP AREA		580.244	-	210.732			=	369.512

BALCONY STATEMENT FOR 1ST TO 3RD FLOOR								
PERMISSABLE 15% BALCONY			369.512 X 15%			=		55.427
PROPOSED BALCONY								
BAL. 1	1.415	X	2.665	X	2	=		7.542
ENCL. BAL. 2	1.150	X	2.400	X	2	=		5.520
ENCL.BAL. 3	1.100	X	2.400	X	6	=		15.840
	0.500	X	2.250	X		=		6.750
BAL. 4	1.110	X	2.765	X	6	=		18.415
PROPOSED BALCONY AREA EACH FLOOR					16	=		54.067
TOTAL BALCONY AREA 1ST TO 3RD FLOOR					48	=		162.201

NOTES :-

1) ALL DIMENSIONS ARE IN METER.
2) INTERNAL WALL THK. ARE 0.115 M. AND EXTERNAL WALL THK. ARE 0.150 M.

SHEET CONTAINS :-

GROUND FLOOR PLAN, TYPICAL 1ST & 3RD FLOOR PLAN, TERRACE AREA STATEMENT FOR 1ST & 3RD FLOOR, BALCONY AREA STATEMENT, AREA LINE DIAGRAM OF TYPICAL FLOOR & GROUND FLOOR, AREA STATEMENT TYPICAL FLOOR & METER ROOM.

DESCRIPTION OF PROPOSAL AND PROPERTY

PROPOSED RESIDENTIAL BUILDINGS ON S. NO: 5/9, 5/11, 5/12 & 5/14 AT VILLAGE - CHINDRAN, TAL.- PANVEL, DIST- RAIGAD.

NAME ADDRESS & SIGN. OF OWNER	NAME ADDRESS & SIGN. OF ARCHITECT
MR. BHAUSAHEB N. SHINGADE	AR. PRADEEP B. DHORE REGN. NO. CA/91/11313 PRADEEP DHORE B.ARCH., M.E.

DRAWN BY :	CHECKED BY:	SCALE :	DATE :
GP	P.DHORE	REFER LAYOUT	12.12.2017

NORTH

DESIGNO
Architects, Planners & Engineers
708,J.K CHAMBERS SECTOR-7,VASHI,
NAVI MUMBAI TEL-27892606 / 27892795
EMAIL:designoa@gmail.com
Logon: www.designoinfra.com

BUILDING - 8

STAMP OF APPROVAL

15/16

DEVELOPMENT PERMISSION GRANTED
Subject to the conditions mentioned
in this office's letter No.:
CIDCO/NAINA/Panvel/CHidrani/BP-206/cc/2018/1310
Dated 23 FEB 2018
23/2/18
Associate Planner (NAINA)

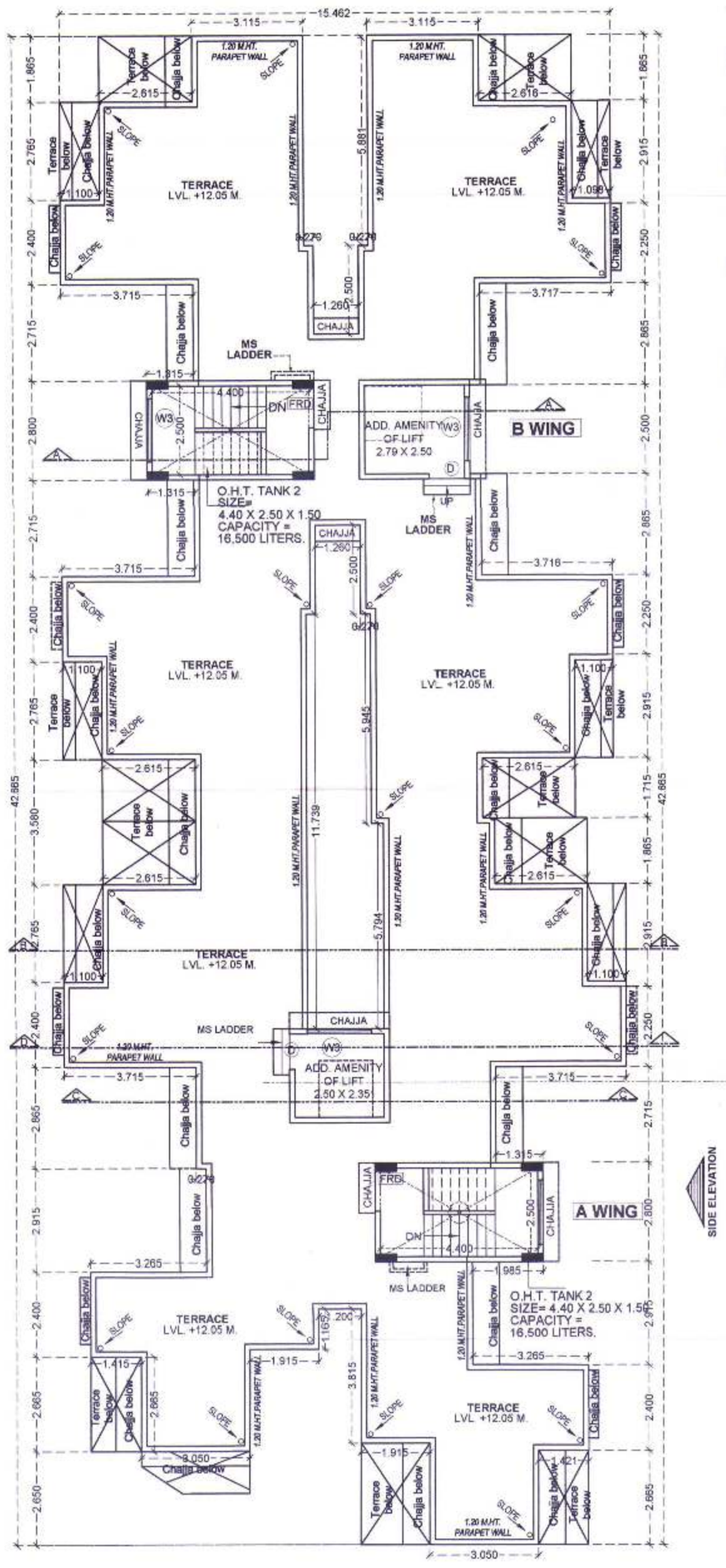

TERRACE PLAN SCALE = 1 : 100

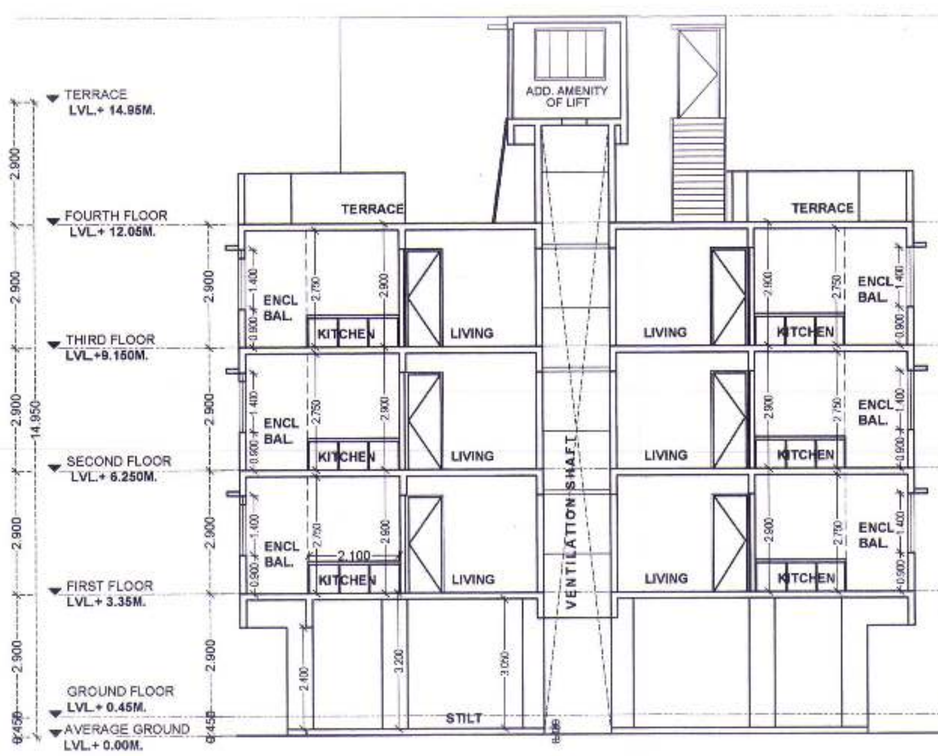

SECTION D-D SCALE = 1 : 100

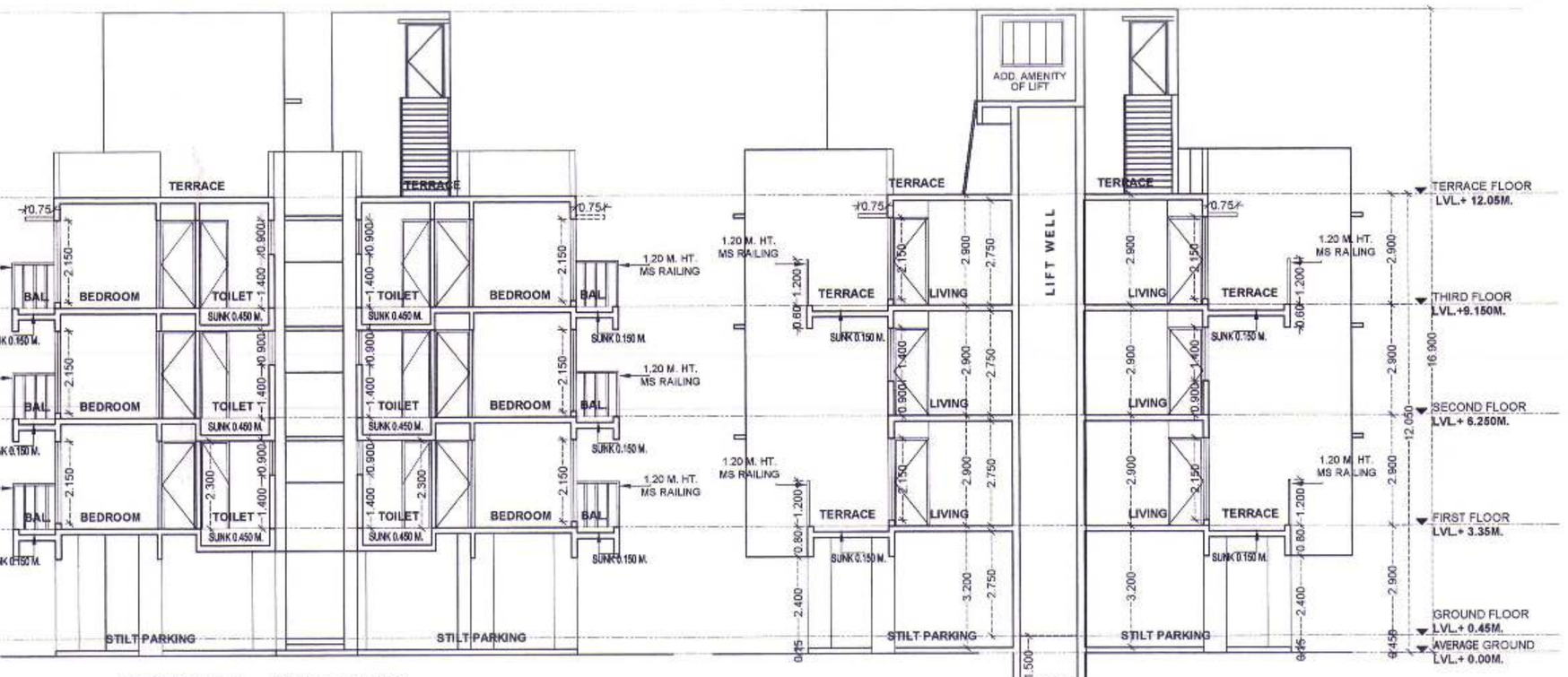

SECTION B-B SCALE = 1 : 100

SECTION C-C SCALE = 1 : 100

TENEMENT AREA STATEMENT					
FLAT NO.	CARPET AREA IN SQ. M.	BALCONY AREA ENCL. BALC.	BALCONY AREA PROJE. BALC.	TERRACE AREA IN SQ. M.	B.U. AREA IN SQ. M.
BUILDING NO.- 8					
A WING_ 1st & 3rd FLOOR					
101,301	25.769	2.760	3.771	6.602	29.845
102,302	25.769	2.760	3.771	6.950	29.611
103,303	38.728	3.765	3.042	6.059	43.803
104,304	38.728	3.765	3.042	5.742	44.062
A WING_ 2nd FLOOR					
201	25.769	2.760	3.771	5.486	29.845
202	25.769	2.760	3.771	3.216	29.611
203	38.728	3.765	3.042	4.680	43.803
204	38.728	3.765	3.042	4.876	44.062
B WING_ 1st & 3rd FLOOR					
101,301	38.728	3.765	3.042	5.742	44.270
102,302	38.728	3.765	3.042	6.059	44.270
103,303	38.728	3.765	3.042	6.059	44.037
104,304	38.728	3.765	3.042	5.742	44.037
B WING_ 2nd FLOOR					
201	38.728	3.765	3.042	4.877	44.270
202	38.728	3.765	3.042	4.877	44.270
203	38.728	3.765	3.042	4.484	44.037
204	38.728	3.765	3.042	4.680	44.037

DOOR & WINDOW SCHEDULE						
TYPE	SIZE			SILL LVL	AREA	REMARKS
FRD	1.200	X	2.100	-	2.520	T/W PANNELED DOOR
D	1.000	X	2.100	-	2.100	T/W PANNELED DOOR
D1	0.900	X	2.100	-	1.890	T/W FLUSHED DOOR
D2	0.750	X	2.100	-	1.575	T/W FLUSHED DOOR
W	2.400	X	2.150	0.150	5.160	ALU. FRAMED SLIDING GL. WINDOW
W1	2.400	X	1.400	0.900	3.360	ALU. FRAMED SLIDING GL. WINDOW
W2	1.800	X	1.400	0.900	2.520	ALU. FRAMED SLIDING GL. WINDOW
W3	1.500	X	2.150	0.150	3.225	ALU. FRAMED SLIDING GL. WINDOW
W4	1.500	X	1.400	0.900	2.100	ALU. FRAMED SLIDING GL. WINDOW
W5	1.800	X	2.150	0.150	3.870	ALU. FRAMED SLIDING GL. WINDOW
V	0.600	X	0.900	1.450	0.540	LOUVERED VENTILATOR
LD	1.200	X	2.100	0.000	2.520	LIFT DOOR

LIGHT & VENTILATION STATEMENT				
ROOM	AREA OF ROOM	AREA OF WIN. MIN. REQ. 1 / 6 (in sq mt)	AREA OF WIN. PROVIDED (in sq mt)	TYPES OF WIN PROVIDED
LIVING	11.260	1.877	5.16/3.360	W/W5
KITCHEN	7.560	1.260	2.520	W2
BEDROOM	6.625	1.104	5.160	W
M.BEDROOM	9.008	1.501	3.225/2.100	W3/W4
TOILET	2.160	0.360	0.54	V

FRONT ELEVATION SCALE = 1 : 100

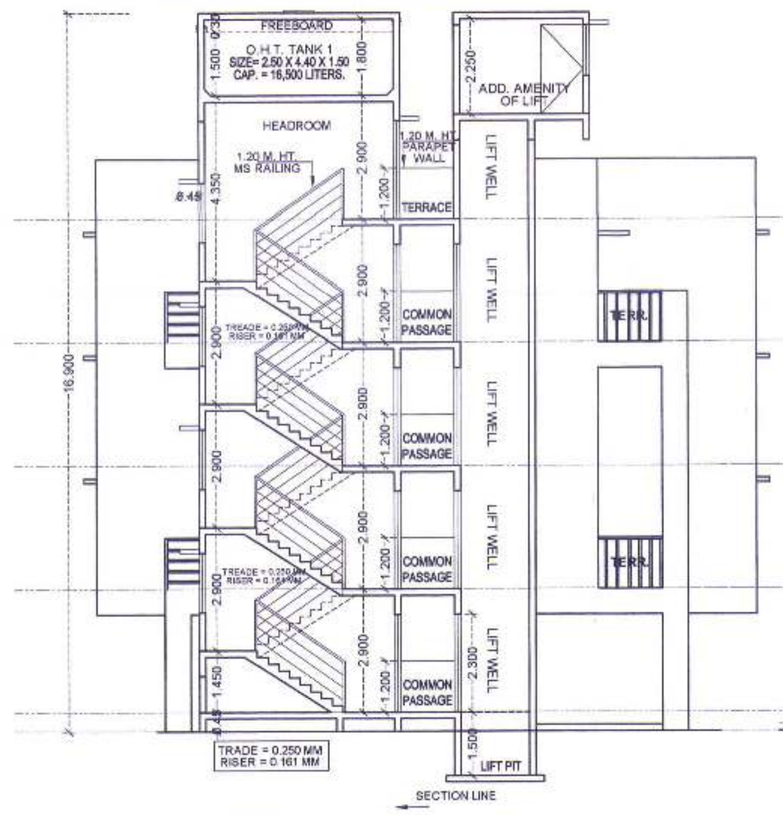

SECTION A-A SCALE = 1 : 100

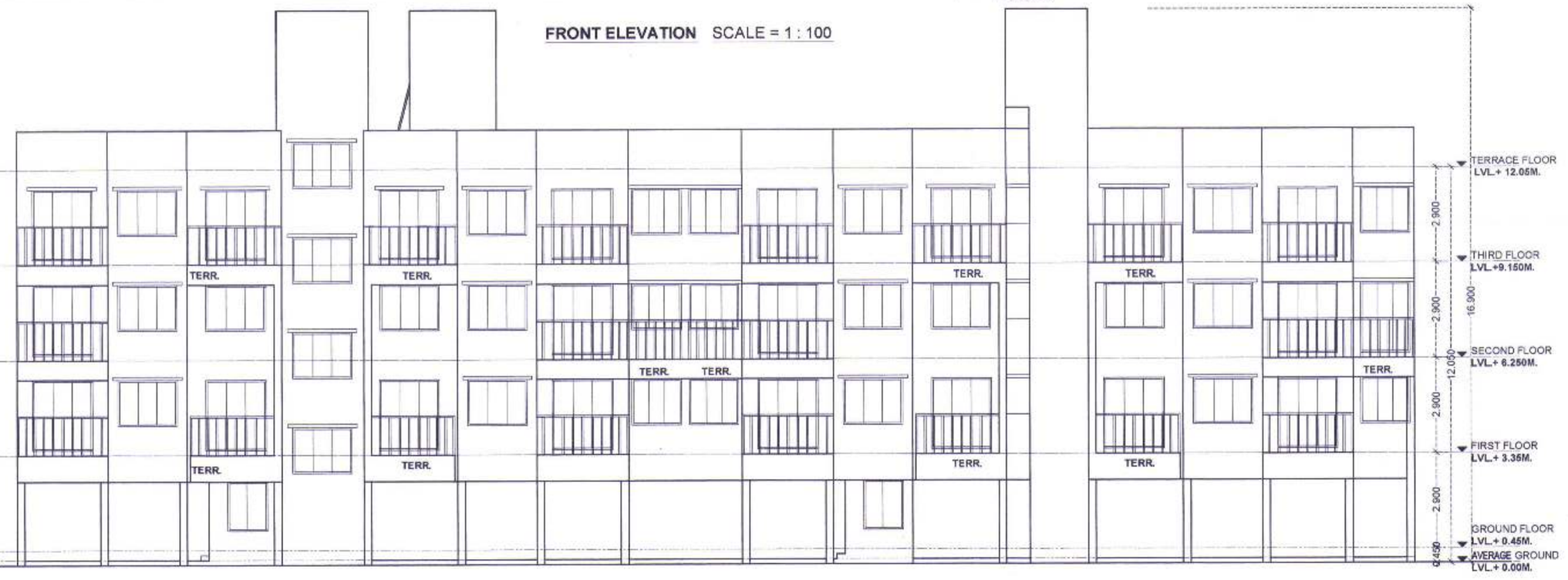

SIDE ELEVATION SCALE = 1 : 100

NOTES :-

1) ALL DIMENSIONS ARE IN METER.
2) INTERNAL WALL THK. ARE 0.115 M. AND EXTERNAL WALL THK. ARE 0.150 M.

SHEET CONTAINS :-

TERRACE FLOOR PLAN,TENEMENT AREA STATEMENT, FRONT ELEVATION, SECTION A-A, SECTION B-B, DOOR & WINDOW SCHEDULE AND LIGHT & VENTILATION STATEMENT.

DESCRIPTION OF PROPOSAL AND PROPERTY

PROPOSED RESIDENTIAL BUILDINGS ON S. NO: 5/9, 5/11, 5/12 & 5/14 AT VILLAGE - CHINDRAN, TAL.- PANVEL, DIST- RAIGAD.

NAME ADDRESS & SIGN. OF OWNER	NAME ADDRESS & SIGN. OF ARCHITECT
MR. BHAUSAHEB N. SHINGADE	AR. PRADEEP B. DHORE REGN. NO.: CA/91/13873. PRADEEP DHORE B.ARCH, M.E.

DRAWN BY :	CHECKED BY:	SCALE :	DATE :
GP	P.DHORE	REFER LAYOUT	12.12.2017

NORTH

DESIGNO
Architects, Planners & Engineers
708,I.E CHAMBERS SECTOR-17,VASHI,
NAVI MUMBAI TEL-27892606 / 27892795
EMAIL:designoo@gmail.com
Logon: www.designoinfra.com