BJILDING - 1 ** PARKING STATEMENT

TENEMENTS SIZE CARPET AREA IN SQM.	NO. OF TENEMENTS	REQUIRED PARKING RATE	REQUIRED NO. OF PARKING SPACES		PROPOSED PARKING SPACES	
			No. of cars	No. of scooter	No. of cars	No. of scooter
			12.5 sqmt.	2.0 sqmt.	12.5 sqmt. 5.0 X 2.5 M	2.0 sqmt. 1.0 X 2 M
RESIDENTIAL UPTO 35	36	4 tenements having carpet area upto 35 sq.m. each.	09	10 X 10% = 1.0 NOS.	12	07
	36	visitor's parking 10%	09 x10% = 01			
TOTAL			10	01	12	07

BUILDING - 2 ** PARKING STATEMENT

TENEMENTS SIZE CARPET AREA IN SQM.	NO. OF TENEMENTS	REQUIRED PARKING RATE	REQUIRED NO. OF PARKING SPACES		PROPOSED PARKING SPACES	
			No. of cars	No. of scooter	No. of cars	No. of scooter
			12.5 sqmt.	2.0 sqmt.	12.5 sqmt. 5.0 X 2.5 M	2.0 sqmt. 1.0 X 2 M
RESDENTIAL UPTO 35	32	4 tenements having carpet area upto 35 sq.m. each.	08	10 X 10% = 1.0 NOS.	11	12
	32	visitor's parking 10%	08 x10% = 01			
TOTAL			09	01	11	12

BUILDING - 3 ** PARKING STATEMENT

TENEMENTS SIZE CARPET AREA IN SQM.	NO. OF TENEMENTS	REQUIRED PARKING RATE	REQUIRED NO. OF PARKING SPACES		PROPOSED PARKING SPACES	
			No. of cars	No. of scooter	No. of cars	No. of scooter
			12.5 sqmt.	2.0 sqmt.	12.5 sqmt. 5.0 X 2.5 M	2.0 sqmt. 1.0 X 2 M
RESDENTIAL UPTO 35	18	4 tenements having carpet area upto 35 sq.m. each.	05	10 X 10% = 1.0 NOS.	06	04
	18	visitor's parking 10%	05 x10% = 01			
TOTAL			06	01	06	04

BALCONY AREA STATEMENT *

BUILDING NUMBER	FLOOR	BUILT UP AREA	PERMISSIBLE BALCONY AREA	PROPOSED BALCONY AREA				
				TOTAL	ENCLOSED	OPEN	PAR.ENCL.	EXCESS
1	GROUND FLOOR	39.043	5.856	0	0	0	0	0
	1ST FLOOR	339.142	50.871	48.473	15.200	33.273	0	0
	2ND FLOOR	339.142	50.871	48.473	15.200	33.273	0	0
	3RD FLOOR	339.142	50.871	48.473	15.200	33.273	0	0
	4TH FLOOR	339.142	50.871	48.473	15.200	33.273	0	0
	TOTAL	**1395.611**	**209.342**	**193.892**	**60.800**	**133.092**	**0**	**0**
2	GROUND FLOOR	43.162	6.474	0	0	0	0	0
	1ST FLOOR	284.327	42.649	42.610	35.200	7.410	0	0
	2ND FLOOR	284.327	42.649	42.610	35.200	7.410	0	0
	3RD FLOOR	284.327	42.649	42.610	35.200	7.410	0	0
	4TH FLOOR	284.327	42.649	42.610	35.200	7.410	0	0
	TOTAL	**1180.470**	**177.071**	**170.440**	**140.800**	**29.640**	**0**	**0**
3	GROUND FLOOR	82.883	12.432	8.300	2.700	0	5.600	0
	1ST FLOOR	137.540	20.631	17.950	6.250	0	11.700	0
	2ND FLOOR	137.540	20.631	17.950	6.250	0	11.700	0
	3RD FLOOR	137.540	20.631	17.950	6.250	0	11.700	0
	4TH FLOOR	137.540	20.631	17.950	6.250	0	11.700	0
	TOTAL	**633.043**	**94.956**	**80.100**	**27.700**	**0.000**	**52.400**	**0**
GRAND TOTAL		**3209.124**	**481.369**	**444.432**	**229.300**	**162.732**	**52.400**	**0**

BUILT UP AREA SUMMARY

BUILDING	BUILDING-1	BUILDING-2	BUILDING-3
FLOOR	IN SQM.	IN SQM.	IN SQM.
GROUND	39.043	43.162	82.883
1ST FLOOR	339.142	284.327	137.540
2ND FLOOR	339.142	284.327	137.540
3RD FLOOR	339.142	284.327	137.540
4THFLOOR	339.142	284.327	137.540
NUMBER OF BUILDING	3		
TOTAL	1395.611	1180.470	633.043
TOTAL BUILT UP AREA	**3209.124**		

TERRACE AREA STATEMENT

BUILDING NUMBER	FLOOR	BUILT UP AREA	PERMISSIBLE TERRACE AREA	PROPOSED TERRACE AREA
1	GROUND FLOOR	39.043	0	0
	1ST FLOOR	339.142	67.828	32.513
	2ND FLOOR	339.142	67.828	7.473
	3RD FLOOR	339.142	67.828	32.513
	4TH FLOOR	339.142	67.828	7.473
	TOTAL	**1395.611**	**271.314**	**79.972**
2	GROUND FLOOR	43.162	0	0
	1ST FLOOR	284.327	56.865	27.225
	2ND FLOOR	284.327	56.865	26.516
	3RD FLOOR	284.327	56.865	27.225
	4TH FLOOR	284.327	56.865	26.516
	TOTAL	**1180.470**	**227.462**	**107.482**
3	GROUND FLOOR	82.883	0	0
	1ST FLOOR	137.540	27.508	7.058
	2ND FLOOR	137.540	27.508	25.828
	3RD FLOOR	137.540	27.508	7.058
	4TH FLOOR	137.540	27.508	25.828
	TOTAL	**633.043**	**110.032**	**65.772**
GRAND TOTAL		**3209.124**	**608.807**	**253.23**

DISTRICT COLLECTOR'S APPROVED
6.00 M. W. LAYOUT ROAD OF
G.NO-109/1,109/2,109/3,110/1,110/2,111,
at village -Derivali ,Taluka -Panvel,District-Raigad.
VIDE NO-आदेश क्रमश /एल एन ए १(ब)/एस आर ३५७-३५८/२०११
DATED - ०९/११/२०१२

PLOT AREA CALCULATION

SR.NO.	TRIANGLE NUMBER	NUMBER OF TRIANGLE	1/2	BASE (M)	HEIGHT (M.)	AREA (SQM.)
1	1	1	1/2	26.345	10.024	132.041
2	2	1	1/2	58.900	13.179	388.122
3	3	1	1/2	38.419	12.281	235.912
4	4	1	1/2	53.000	15.023	424.610
5	5	1	1/2	44.487	9.977	221.923
6	6	1	1/2	30.924	12.958	200.357
7	7	1	1/2	35.036	11.431	200.248
8	8	1	1/2	38.272	15.066	307.439
9	9	1	1/2	47.396	31.125	737.600
10	10	1	1/2	47.396	15.490	367.082
TOTAL AREA						3215.334

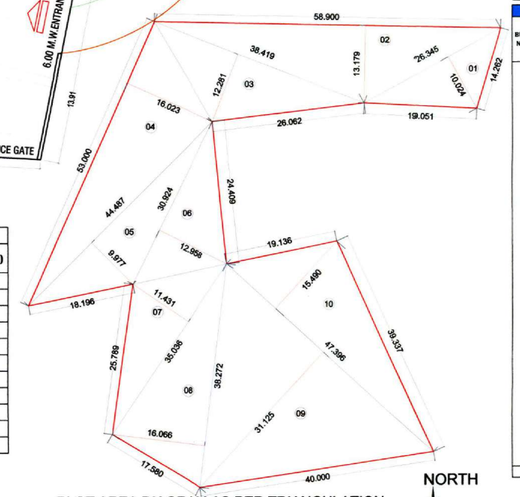

PLOT AREA DIAGRAM AS PER TRIANGULATION
SCALE = 1:500

NORTH

APPROVED LAYOUT 9M WIDE ROAD FROM S.No-112/1,112/2/1,at village -Deravali , Taluka -Panvel,District-Raigad.
VIDE NO.-CIDCO /NAINA / PANVEL/ DERIVALI/ BP-192 / CC/ 2016 / 5308
DATE- 29 DEC 2016

LAYOUT PLAN
SCALE 1:200

NORTH

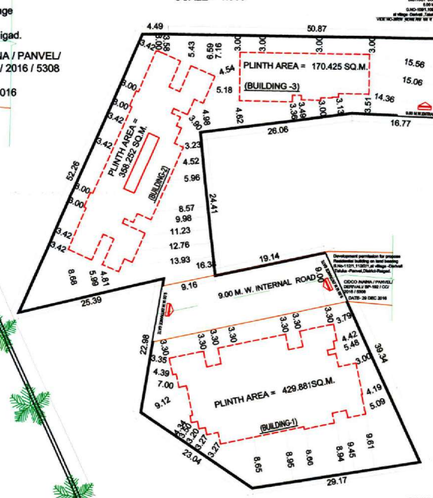

SITE PLAN
SCALE 1:500

NORTH

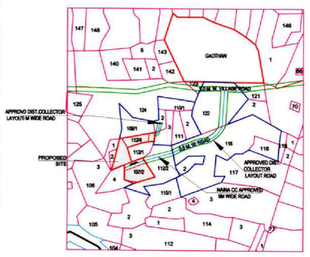

LOCATION PLAN
SHOWING ADJOINING DETAILS
(SCALE-N.T.S)

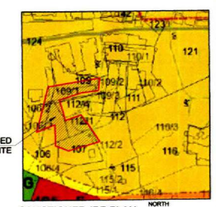

SANCTIONED IDP PLAN
(SCALE-N.T.S)

NORTH

PROFORMA-I

	AREA STATEMENT		Area in
1	Area of Plot as per 7/12 extract		3210.00
2	Area of Plot as per measurement plan(As per trangulation of TILR at true scale)		3215.334
3	Area of plot as per Physical Survey		3010.564
4	Area of plot, considered {least of (a) , (b) & (c) above }		3210.000
5	DEDUCTION FOR		
	a.	Existing road acquisition area	0
	b.	Widening of road	0
	C.	Any reservation	0
	d.	Total (A+B+C)	0.00
6	Gross area of the Plot		3210.000
7	Deduction for Amenity space if Any		NA
8	Recreational open space required(10% of 4)		NA
9	Net area of plot		3210.000
10	Permissible FSI		1.00
11	Permissible Built up Area = { (9) X (10) }		3210.000
12	Recreational open space Provided		NA
13	Proposed Built Up Area		3209.124
14	Balance Built Up Area {(11) - (13) }		0.876
15	FSI Consumed { (13) ÷ (9) }		0.9990
16	FSI Balanced (10-15)		0.001
17	Number of units Proposed		86
	a. Residential		86
	b. Commercial		0
18	Trees to be planted		32
	(18A) Number of trees planted		40
19	Balacony Area Statement		*
20	Parking Statement		**

TENEMENT AREA STATEMENT (BUILDING-1)

BUILDING NUMBER	WING NUMBER	FLAT NUMBER	UNITS	Carpet Area IN SQM.	BALCONY AREA (SQM.) ENCLOSED	PARTLY ENCLOSED BALCONY	PROJECTED	TERRACE AREA (SQM.)	CUPBOARD AREA (SQM.)	BUILT - UP AREA (SQM.)
1	A	101,	1	28.11	2.400	0.000	3.930	3.420	0.000	32.018
		102,	1	28.11	2.400	0.000	3.930	3.330	0.000	31.555
		103,	1	30.69	0.000	0.000	3.620	3.570	0.000	35.360
		104,	1	30.19	0.000	0.000	6.640	3.420	0.000	34.743
		201,	1	28.11	2.400	0.000	3.930	0.000	0.000	32.018
		202,	1	28.11	2.400	0.000	3.930	0.000	0.000	31.555
		203,	1	30.69	0.000	0.000	3.620	0.000	0.000	35.360
		204,	1	30.19	0.000	0.000	6.640	0.000	0.000	34.736
		301,	1	28.11	2.400	0.000	3.930	3.420	0.000	32.018
		302,	1	28.11	2.400	0.000	3.930	3.330	0.000	31.555
		303,	1	30.69	0.000	0.000	3.620	3.570	0.000	35.360
		304,	1	30.19	0.000	0.000	6.640	3.420	0.000	34.743
		401,	1	28.11	2.400	0.000	3.930	0.000	0.000	32.018
		402,	1	28.11	2.400	0.000	3.930	0.000	0.000	31.555
		403,	1	30.69	0.000	0.000	3.620	0.000	0.000	35.360
		404,	1	30.19	0.000	0.000	6.640	0.000	0.000	34.736
	B	101,	1	29.23	0.000	0.000	4.030	3.420	0.000	33.864
		102,	1	28.15	5.600	0.000	0.000	3.840	0.000	31.675
		103,	1	27.21	0.000	0.000	3.250	4.845	0.000	31.344
		104,	1	28.11	2.400	0.000	3.930	3.240	0.000	31.780
		105,	1	28.11	2.400	0.000	3.930	3.420	0.000	32.018
		201,	1	29.23	0.000	0.000	4.030	3.675	0.000	33.864
		202,	1	28.15	5.600	0.000	0.000	0.000	0.000	31.675
		203,	1	27.21	0.000	0.000	3.250	3.795	0.000	31.339
		204,	1	28.11	2.400	0.000	3.930	0.000	0.000	31.780
		205,	1	28.11	2.400	0.000	3.930	0.000	0.000	32.018
		301,	1	29.23	0.000	0.000	4.030	3.420	0.000	33.864
		302,	1	28.15	5.600	0.000	0.000	3.840	0.000	31.675
		303,	1	27.21	0.000	0.000	3.250	4.845	0.000	31.344
		304,	1	28.11	2.400	0.000	3.930	3.240	0.000	31.780
		305,	1	28.11	2.400	0.000	3.930	3.420	0.000	32.018
		401,	1	29.23	0.000	0.000	4.030	3.675	0.000	33.864
		402,	1	28.15	5.600	0.000	0.000	0.000	0.000	31.675
		403,	1	27.21	0.000	0.000	3.240	3.795	0.000	31.339
		404,	1	28.11	2.400	0.000	3.930	0.000	0.000	31.780
		405,	1	28.11	2.400	0.000	3.930	0.000	0.000	32.018
TOTAL			36	1031.656	60.800	0.000	133.020	79.950	0.000	1177.404

TENEMENT AREA STATEMENT (BUILDING-2)

BUILDING NUMBER	WING NUMBER	FLAT NUMBER	UNITS	Carpet Area IN SQM.	BALCONY AREA (SQM.) ENCLOSED	PARTLY ENCLOSED BALCONY	PROJECTED	TERRACE AREA (SQM.)	CUPBOARD AREA (SQM.)	BUILT - UP AREA (SQM.)
2	C	101,	1	27.060	2.600	0.000	0.000	4.450	0.000	30.840
		102,	1	27.060	2.600	0.000	0.000	4.700	0.000	30.840
		103,	1	26.250	6.200	0.000	0.000	4.700	0.000	29.720
		104,	1	26.250	6.200	0.000	0.000	4.450	0.000	29.720
		201,	1	27.060	2.600	0.000	0.000	4.020	0.000	30.840
		202,	1	27.060	2.600	0.000	0.000	4.020	0.000	30.840
		203,	1	26.250	6.200	0.000	0.000	0.000	0.000	29.720
		204,	1	26.250	6.200	0.000	0.000	3.480	0.000	29.720
		301,	1	27.060	2.600	0.000	0.000	4.450	0.000	30.840
		302,	1	27.060	2.600	0.000	0.000	4.700	0.000	30.840
		303,	1	26.250	6.200	0.000	0.000	4.700	0.000	29.720
		304,	1	26.250	6.200	0.000	0.000	4.450	0.000	29.720
		401,	1	27.060	2.600	0.000	0.000	4.020	0.000	30.840
		402,	1	27.060	2.600	0.000	0.000	4.020	0.000	30.840
		403,	1	26.250	6.200	0.000	0.000	0.000	0.000	29.720
		404,	1	26.250	6.200	0.000	0.000	3.480	0.000	29.720
	D	101,	1	26.250	6.200	0.000	0.000	4.450	0.000	29.720
		102,	1	26.250	6.200	0.000	3.700	0.000	0.000	29.720
		103,	1	27.060	2.600	0.000	3.700	0.000	0.000	30.840
		104,	1	27.060	2.600	0.000	3.700	4.450	0.000	30.840
		201,	1	26.250	6.200	0.000	0.000	3.462	0.000	29.720
		202,	1	26.250	6.200	0.000	3.700	3.480	0.000	29.720
		203,	1	27.060	2.600	0.000	3.700	4.020	0.000	30.840
		204,	1	27.060	2.600	0.000	0.000	4.020	0.000	30.840
		301,	1	26.250	6.200	0.000	0.000	4.450	0.000	29.720
		302,	1	26.250	6.200	0.000	3.700	0.000	0.000	29.720
		303,	1	27.060	2.600	0.000	3.700	0.000	0.000	30.840
		304,	1	27.060	2.600	0.000	0.000	4.450	0.000	30.840
		401,	1	26.250	6.200	0.000	0.000	3.462	0.000	29.720
		402,	1	26.250	6.200	0.000	3.700	3.480	0.000	29.720
		403,	1	27.060	2.600	0.000	3.700	4.020	0.000	30.840
		404,	1	27.060	2.600	0.000	0.000	4.020	0.000	30.840
TOTAL			32	852.96	140.80	0.00	29.60	107.40	0.00	968.96

TENEMENT AREA STATEMENT (BUILDING-3)

BUILDING NUMBER	WING	FLAT NUMBER	UNITS	Carpet Area IN SQM.	BALCONY AREA (SQM.) ENCLOSED	PARTLY ENCLOSED BALCONY	PROJECTED	TERRACE AREA (SQM.)	CUPBOARD AREA (SQM.)	BUILT - UP AREA (SQM.)
3	E	001,	1	25.780	2.700	0.000	0.000	0.000	0.000	29.840
		002,	1	24.890	0.000	5.600	0.000	0.000	0.000	28.875
		101,	1	24.890	0.000	5.600	0.000	0.000	0.000	28.330
		102,	1	25.365	3.550	0.000	0.000	3.372	0.000	28.620
		103,	1	25.420	0.000	6.100	0.000	3.685	0.000	28.950
		104,	1	25.780	2.700	0.000	0.000	0.000	0.000	29.379
		201,	1	24.890	0.000	5.600	0.000	7.064	0.000	28.310
		202,	1	25.365	3.550	0.000	0.000	6.694	0.000	28.620
		203,	1	25.420	0.000	6.100	0.000	4.489	0.000	28.950
		204,	1	25.780	2.700	0.000	0.000	7.581	0.000	29.379
		301,	1	24.890	0.000	5.600	0.000	0.000	0.000	28.310
		302,	1	25.365	3.550	0.000	0.000	3.372	0.000	28.620
		303,	1	25.420	0.000	6.100	0.000	3.685	0.000	28.950
		304,	1	25.780	2.700	0.000	0.000	0.000	0.000	29.379
		401,	1	24.890	0.000	5.600	0.000	7.064	0.000	28.310
		402,	1	25.365	3.550	0.000	0.000	6.694	0.000	28.620
		403,	1	25.420	0.000	6.100	0.000	4.489	0.000	28.950
		404,	1	25.780	2.700	0.000	0.000	7.581	0.000	29.379
TOTAL			18	456.480	27.700	52.400	0.000	65.770	0.000	519.750

STAMP OF APPROVAL

1/5

DEVELOPMENT PERMISSION GRANTED
Subject to the conditions mentioned in this office's letter No.:
CIDCO/NAINA/ Panvel/Deravali/BP-344/cc/2018/2394.
Dated 14 NOV 2018
Associate Planner (NAINA)

Legend :-

Sr.No.	Item	Site Plan On White Print	Building Plan On White Print
01.	Plot Line		
02.	Existing Street		
03.	Future Street		
04.	Permissible building line		
05.	Marginal Open Space	NO COLOUR	
06.	Drainage & Sewerage Work		
07.	Water Supply Work		
08.	RWH Line		
09.	Proposed Work		
10.	S.W. Drain		

CONTENT OF THE SHEET

STILT PLAN ,STILT AREA DIAGRAM & CALCULATION, PLOT AREA DIAGRAM & CALCULATION, LOCATION PLAN,BLOCK PLAN, PARKING AREA STATEMENT, BALCONY AREA STATEMENT,TERRACE AREA STATEMENT, TENEMENT AREA STATEMENT, BUILT UP AREA STATEMENT,LEGENDS.

CERTIFICATE OF AREA

CERTIFIED THAT I HAVE SURVEYED THE PLOT BEARING GUT NO.112/4,107/1 & 107/2, AT- DERAVALI ,TALUKA -PANVEL, DIST.-RAIGAD. DATED 15-11-2017 AND THAT THE DIMENSIONS OF THE SIDES ETC. OF THE PLOT STATED ON THE PLAN ARE AS MEASURED ON SITE AND AREA SO WORKED OUT IS **3010.564 SQ.MT.**

Mr.JAGDISHAPPA G.H.

Mr.UMAPATY K.R.
NAME & SIGNATURE OF OWNER

(Signature of Architect.)
AR. SWAPNIL KALYANKAR
REGD. NO. CA / 2010 / 47491

FROM OF CERTIFICATE

I, SWAPNIL KALYANKAR HAVE BEEN EMPLOYED AS HIS ARCHITECT. I HAVE EXAMINED THE BOUNDARIES AND THE AREA OF THE PLOT AND I DO HEREBY CERTIFY THAT I HAVE PERSONALLY VERIFIED AND CHECKED ALL THE STATEMENTS MADE BY THE APPLICANT WHO IS THE OWNER IN POSSESION OF THE PLOT AS IN THE ABOVE FORM AND FOUND THEM TO BE CORRECT.

ADD.: SIDDHANT MARKET,D - WING, 2ND FLOOR,OPP.BJP OFFICE,PANVEL - 410 206.
E-MAIL ID. skaplanners@gmail.com
MOBILE NO. 99875 96001

(Signature of Architect.)
AR. SWAPNIL KALYANKAR
REGD. NO. CA / 2010 / 47491

NAME OF THE OWNERS & SIGNATURE

Mr.JAGDISHAPPA G.H.

Mr. UMAPATY K.R.

NAME & SIGNATURE OF ARCHITECT

(Signature of Architect.)
AR. SWAPNIL KALYANKAR
REGD. NO. CA / 2010 / 47491

DESCRIPTION OF PROPOSAL & PROPERTY

PROPOSED BUILDING PERMISSION ON GUT NO.112/4,107/1 & 107/2, AT- DERAVALI ,TALUKA -PANVEL, DIST. -RAIGAD.

DATE	14.11.2018
SCALE	1: 100 ,1:200,1: 500,1: 5000, N.T.S.
DRN BY	JULI
CHKD BY	SWAPNIL KALYANKAR

SKA
SWAPNIL KALYANKAR ARCHITECTS
Swapnil Kalyankar | +91 - 99875 96001
OFFICE : SIDDHANT MARKET,D - WING, 2ND FLOOR,OPP.BJP OFFICE,PANVEL - 410 206.
EMAIL : skaplanners@gmail.com

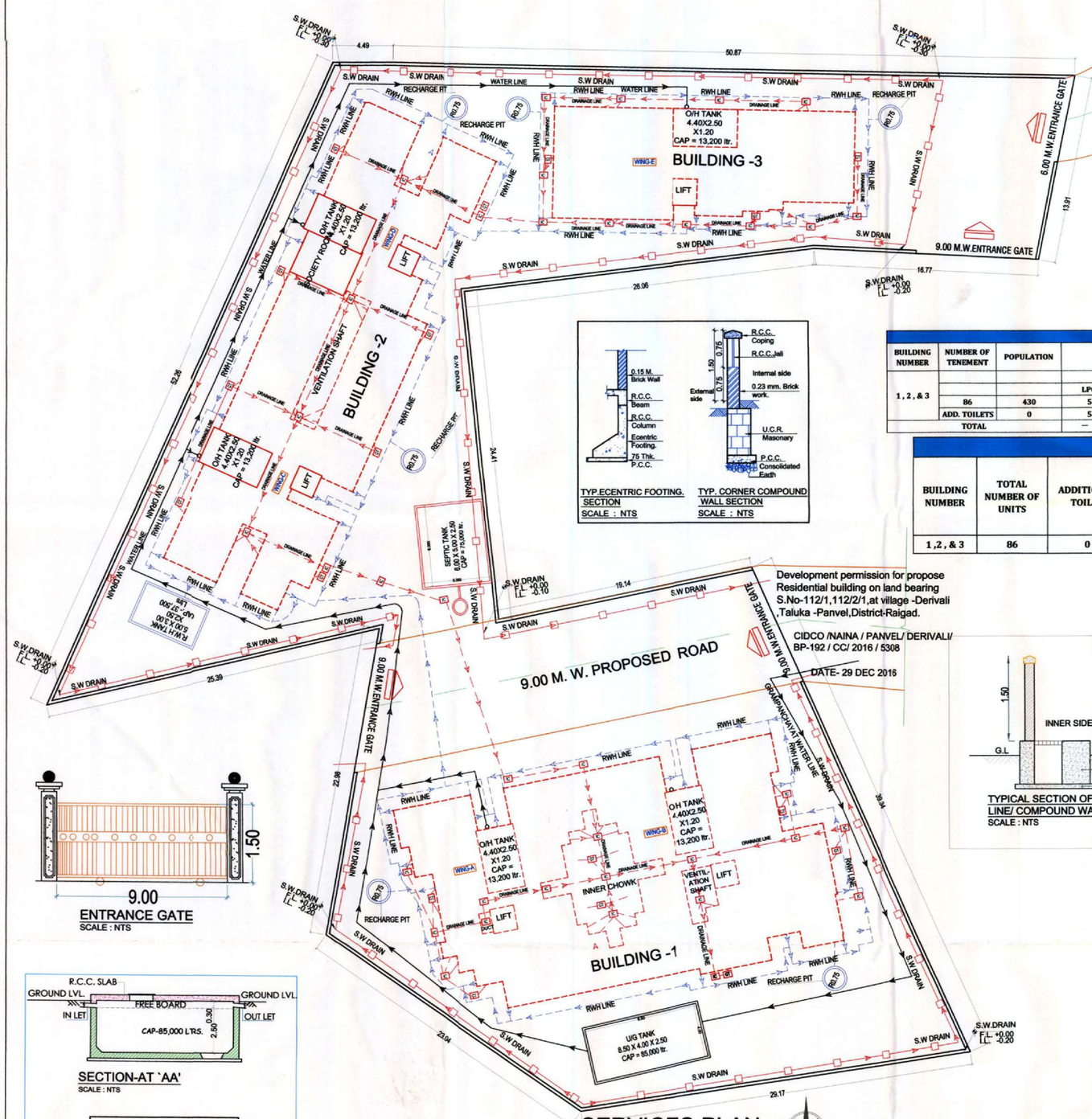

SERVICES PLAN
SCALE 1:200

NORTH

DISTRICT COLLECTOR'S APPROVED
6.00 M. W. LAYOUT ROAD OF
G.NO-109/1,109/2,109/3,110/1,110/2,111,
at village -Derivali ,Taluka -Panvel,District-Raigad.
VIDE NO-आदेश क्रमांक /एल एन ए १(ब)/एस आर ३५७-३५८/२०११
DATED - ०९/११/२०११

Development permission for propose Residential building on land bearing S.No-112/1,112/2/1,at village -Derivali ,Taluka -Panvel,District-Raigad.
CIDCO /NAINA / PANVEL/ DERIVALI/ BP-192 / CC/ 2016 / 5308
DATE- 29 DEC 2016

TYP.ECENTRIC FOOTING. SECTION
SCALE : NTS

TYP. CORNER COMPOUND WALL SECTION
SCALE : NTS

ENTRANCE GATE
SCALE : NTS

SECTION-AT 'AA'
SCALE : NTS

U.G.TANK PLAN
(SCALE : NTS)

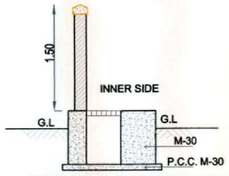

TYPICAL SECTION OF S.W. DRA IN LINE/ COMPOUND WALL
SCALE : NTS

D-VARIABLE

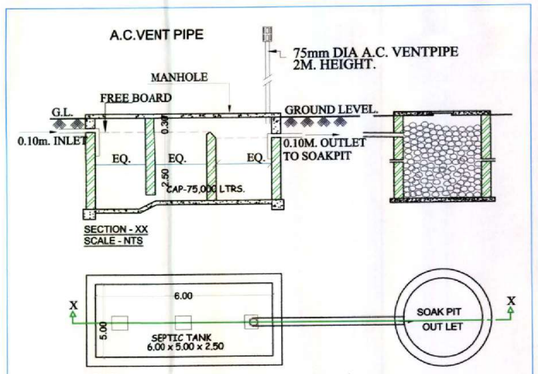

PLAN
TYPICAL SEPTIC TANK & SOAK PIT
SCALE : NTS

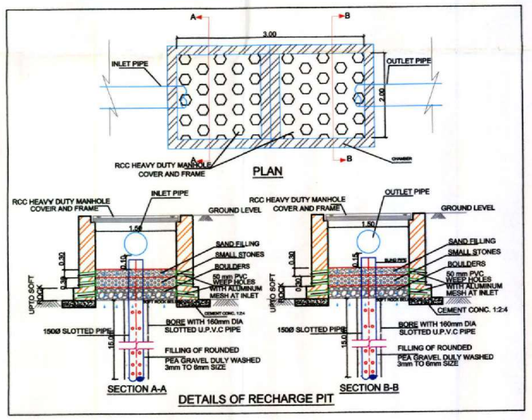

DETAILS OF RECHARGE PIT

OVERHEAD WATER TANK CAPACITY CALCULATION

BUILDING NUMBER	WING	TANK SIZE (METRE)	NUMBER OF TANK	CAPACITY (LITRE)
1	A WING	4.40 X 2.50 X 1.20	1	13200
	B WING		1	13200
2	C WING		1	13200
	D WING		1	13200
3	E WING		1	13200
	TOTAL		5	66000

SEPTIC TANK REQUIRMENT

BUILDING NUMBER	NUMBER OF TENEMENT	POPULATION	WATER REQUIREMENT					% FLOW TO SEWER		TOTAL FLOW	TOTAL PROVIDED SEPTIC TANK CAPACITY
			FLUSHING		DOMESTIC		TOTAL	FLUSHING 100%	DOMESTIC 85%		
			LPCD	LPD	LPCD	LPD	LPD	LPD	LPD	LPD	
1, 2, & 3	86	430	54	23220	135	58050	81270	23220	49342.50	72562.50	6.00 X 5.00 X 2.5
	ADD. TOILETS	0	54	0	126	0	0	0	0.00	0.00	
	TOTAL		–	23220	–	58050	81270	23220	49342.50	72562.50	75000

WATER STORAGE CAPACITY CALCULATION

BUILDING NUMBER	TOTAL NUMBER OF UNITS	ADDITIONAL TOILET	POPULATION	WATER REQUIREMENT (IN LITRE)			UNDER GROUND WATER TANK PROVIDED		
				ADDL. TOILET (180 LITRE)	POPULATION (189 LITRE)	TOTAL	TANK NUMBER	SIZE /DIMENSION	CAPACITY (LITRE)
1 ,2 , & 3	86	0	430	0	81270	81270	1	8.50 X 4.00 X 2.50	85000

STAMP OF APPROVAL

2/5

DEVELOPMENT PERMISSION GRANTED
Subject to the conditions mentioned
in this office's letter No.:
CIDCO/NAINA/ Panvel/Deravali/ BP-344/cc/2018/2394.
Dated 14 NOV 2018
Associate Planner (NAINA)

Legend :-

S.No.	Item	Site Plan On White Print	Building Plan On White Print
01.	Plot Line		
02.	Existing Street		
03.	Marginal Open Space	NO COLOUR	
04.	Drainage & Sewerage Work		
05.	Water Supply Work		
06.	RWH Line		
07.	Proposed Work		

NOTE:
- ALL DIMENSIONS ARE IN METERS.
- INTERNAL WALL THICKNESS 0.10 M.
- EXTERNAL WALL THICKNESS 0.15 M.

CONTENT OF THE SHEET

SERVICES PLAN , U/G TANK PLAN ,U/G TANK SECTION , U/G TANK AREAS CALCULATION, SEPTIC TANK & SECTION , SEPTIC TANK AREA CALCULATION ,COMPOUND WALL SECTION ,ENTRANCE GATE, R.O.H. DRAIN SECTION.

CERTIFICATE OF AREA

CERTIFIED THAT I HAVE SURVEYED THE PLOT BEARING GUT NO.112/4,107/1 & 107/2, AT- DERAVALI ,TALUKA -PANVEL, DIST.-RAIGAD. DATED 15-11-2017 AND THAT THE DIMENSIONS OF THE SIDES ETC. OF THE PLOT STATED ON THE PLAN ARE AS MEASURED ON SITE AND AREA SO WORKED OUT IS **3010.564 SQ.MT.**

Mr.JAGDISHAPPA G.H.
Mr.UMAPATY K.R.
NAME & SIGNATURE OF OWNER

M/S. SWAPNIL KALYANKAR NAVI MUMBAI ARCHITECTS
(Signature of Architect.)
AR. SWAPNIL KALYANKAR
REGD. NO. CA / 2010 / 47491

FROM OF CERTIFICATE

I, SWAPNIL KALYANKAR HAVE BEEN EMPLOYED AS HIS ARCHITECT. I HAVE EXAMINED THE BOUNDARIES AND THE AREA OF THE PLOT AND I DO HEREBY CERTIFY THAT I HAVE PERSONALLY VERIFIED AND CHECKED ALL THE STATEMENTS MADE BY THE APPLICANT WHO IS THE OWNER IN POSSESION OF THE PLOT AS IN THE ABOVE FORM AND FOUND THEM TO BE CORRECT.

ADD. : SIDDHANT MARKET,D - WING, 2ND FLOOR,OPP.BJP OFFICE,PANVEL - 410 206.
E-MAIL ID. skaplanners@gmail.com
MOBILE NO. 99875 96001

M/S. SWAPNIL KALYANKAR NAVI MUMBAI ARCHITECTS
(Signature of Architect.)
AR. SWAPNIL KALYANKAR
REGD. NO. CA / 2010 / 47491

NAME OF THE OWNERS & SIGNATURE

Mr.JAGDISHAPPA G.H.
Mr.UMAPATY K.R.
NAME & SIGNATURE OF OWNER

NAME & SIGNATURE OF ARCHITECT

M/S. SWAPNIL KALYANKAR NAVI MUMBAI ARCHITECTS
(Signature of Architect.)
AR. SWAPNIL KALYANKAR
REGD. NO. CA / 2010 / 47491

DESCRIPTION OF PROPOSAL & PROPERTY

PROPOSED BUILDING PERMISSION ON GUT NO.112/4,107/1 & 107/2, AT- DERAVALI ,TALUKA -PANVEL, DIST. -RAIGAD.

DATE	14.11.2018
SCALE	1: 100 ,1:200,1: 500,1: 5000, N.T.S.
DRN BY	JULI
CHKD BY	SWAPNIL KALYANKAR

SKA
SWAPNIL KALYANKAR ARCHITECTS
Swapnil Kalyankar | +91 - 99875 96001
OFFICE : SIDDHANT MARKET,D - WING, 2ND FLOOR,OPP.BJP OFFICE,PANVEL - 410 206.
EMAIL : skaplanners@gmail.com

PRODUCED BY AN AUTODESK EDUCATIONAL PRODUCT

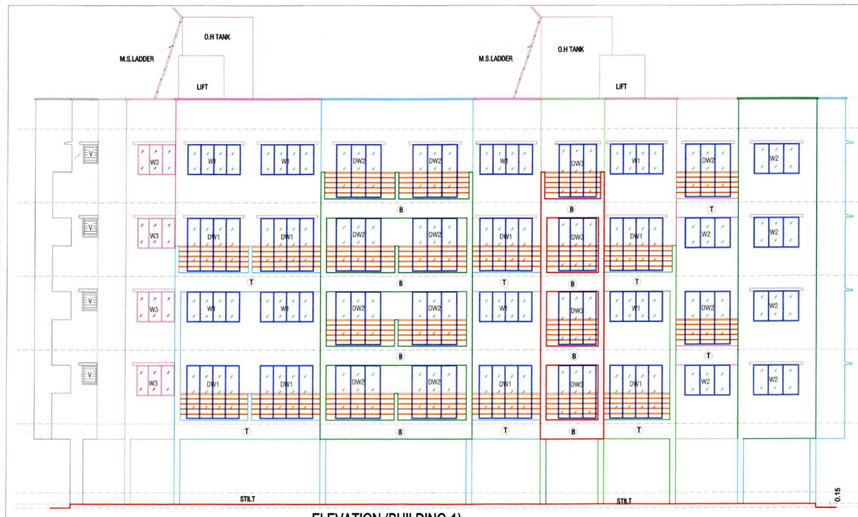

ELEVATION (BUILDING-1) SCALE 1:1.00

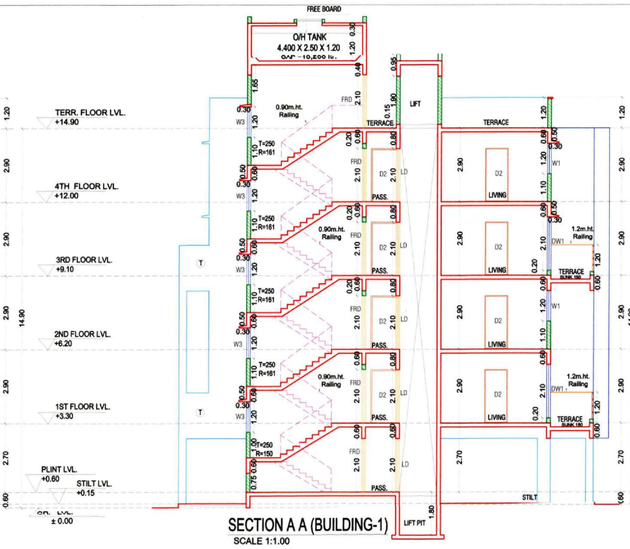

SECTION A A (BUILDING-1)
SCALE 1:1.00

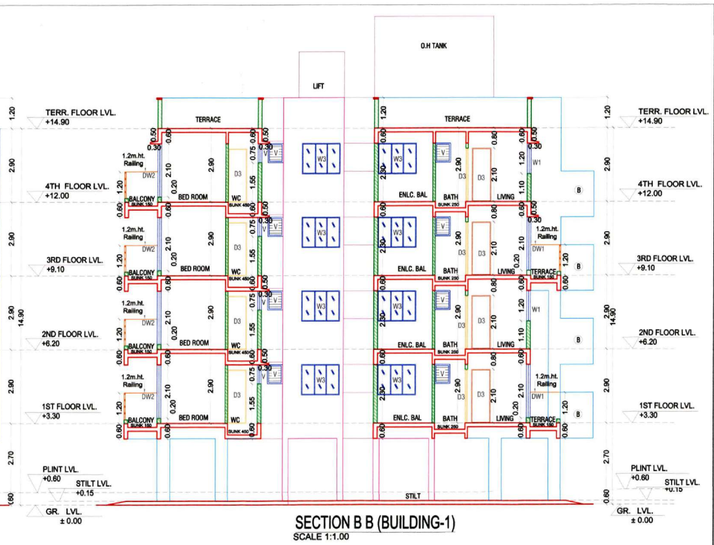

SECTION B B (BUILDING-1)
SCALE 1:1.00

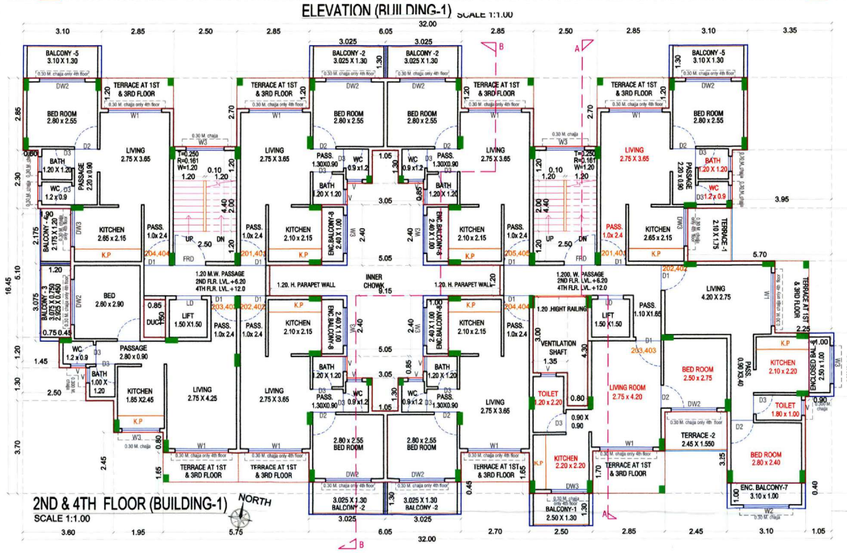

2ND & 4TH FLOOR (BUILDING-1)
SCALE 1:1.00

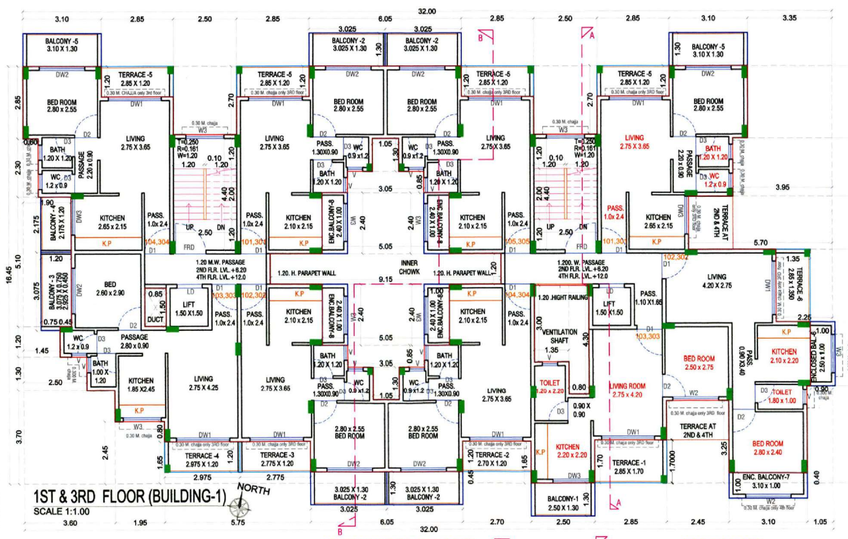

1ST & 3RD FLOOR (BUILDING-1)
SCALE 1:1.00

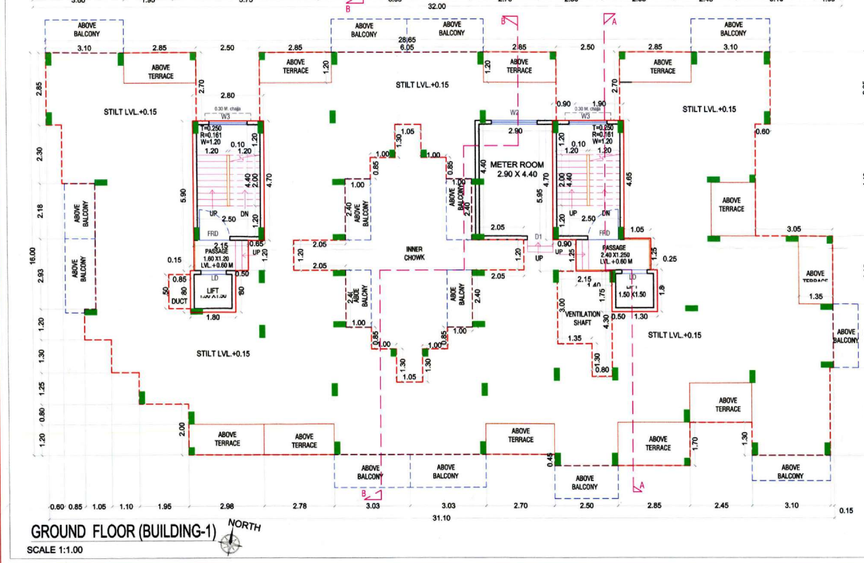

GROUND FLOOR (BUILDING-1)
SCALE 1:1.00

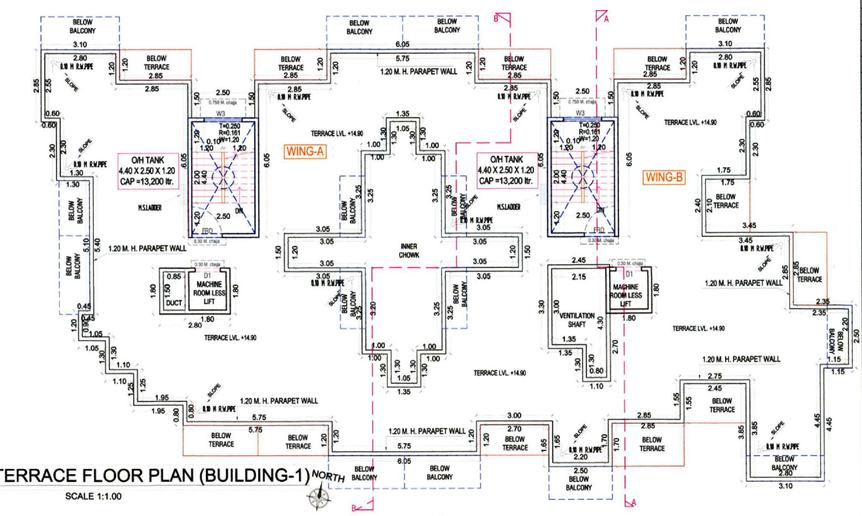

TERRACE FLOOR PLAN (BUILDING-1)
SCALE 1:1.00

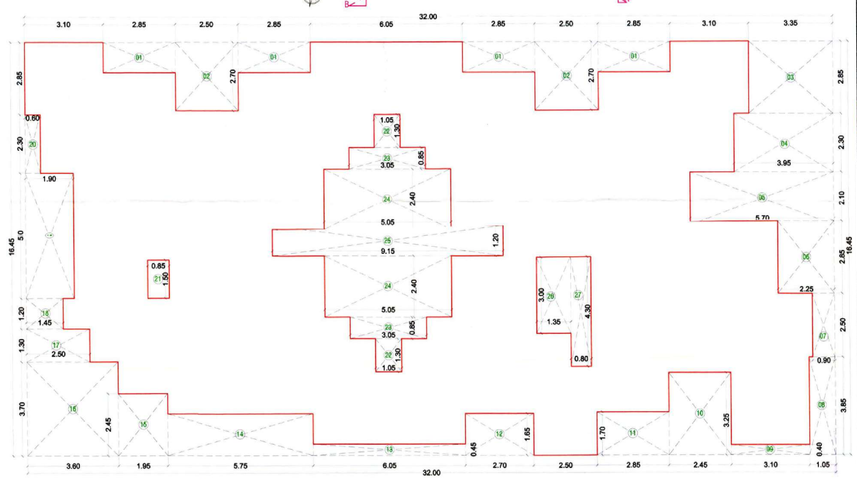

1ST 2ND 3RD & 4TH FLOOR BUILT UP AREA CALCULATION (BUILDING -01)
SCALE 1:1.00

SCHEDULE LIGHT & VENTILATION STATEMENT					
ROOM	TENEMENT NUMBER	CARPET AREA	WINDOW TYPE	L & V REQUIRED.	L& V PROVIDED
LIVING	1	12.44	DW1 / W1	2.07	4.41 / 2.52
	1	11.55		1.93	
BED	1	9.10	DW2 / W2	1.52	3.78 / 2.16
	1	6.87		1.15	
KITCHEN	1	6.49	DW3 / W3	1.08	3.15 / 1.80
	1	4.84		0.81	
TOILET	1	2.64	V	0.44	0.45
	1	1.8	V	0.30	
BATH	1	1.44	V	0.24	0.45
W.C.	1	1.08	V	0.18	0.45

SCHEDULE OF DOR & WINDOWS					
TYPE	SIZE WIDTH (MITER)	HIEGHT (METER)	AREA (SQM.)	SILL LEVEL (METER)	DESCRIPTOIN
FRD	1.20	2.10	2.52		DOOR METAL
DI	1.00	2.10	2.10		T.W. PANEL DOOR
D2	0.90	2.10	1.89		T.W. PANEL DOOR
D3	0.75	2.10	1.58		T.W. PANEL DOOR
DW1	2.10	2.10	4.41	0.2	AL SLIDING FRENCH WINDOW
DW2	1.80	2.10	3.78	0.2	AL SLIDING FRENCH WINDOW
DW3	1.50	2.10	3.15	0.2	AL SLIDING FRENCH WINDOW
W1	2.10	1.20	2.52	1.1	AL SLIDING WINDOW
W2	1.80	1.20	2.160	1.1	AL SLIDING WINDOW
W3	1.50	1.20	1.80	1.1	AL SLIDING WINDOW
V	0.60	0.75	0.45	1.55	AL. LOUVERD WINDOW

BUILDING - 1 ** PARKING STATEMENT - PLEASE REFER D1 OF PROFORMA - I						
TENEMENTS SIZE CARPET AREA IN SQM.	NO. OF TENEMENTS	REQUIRED PARKING RATE	REQUIRED NO. OF PARKING SPACES		PROPOSED PARKING SPACES	
			No. of cars	No. of scooter	No. of cars	No. of scooter
			12.5 sqmt.	2.0 sqmt.	12.5 sqmt. 5.0 X 2.5 M	2.0 sqmt. 1.0 X 2 M
RESIDENTIAL UPTO 35	36	4 tenements having carpet area upto 35 sq.m. each.	09	10 X 10% = 1.0 NOS.	12	07
	36	visitor's parking 10%	09 x10% = 01			
TOTAL			10	01	12	07

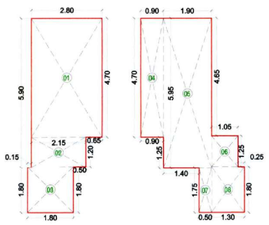

GROUND FLOOR BUILT UP AREA CALCULATION (BUILDING -01)
SCALE - 1:100

BUILDING-1					
GROUND FLOOR BUILT UP AREA CALCULATION					
Block Description	Number of blocks	Length (meter)	Breath (meter)		Area (sqm.)
1	1	2.800	4.700	=	13.160
2	1	2.150	1.200	=	2.580
3	1	1.800	1.800	=	3.240
4	1	0.900	4.700	=	4.230
5	1	1.900	5.950	=	11.305
6	1	1.050	1.250	=	1.313
7	1	0.500	1.75	=	0.875
8	1	1.300	1.800	=	2.340
NET BUILT UP AREA				=	39.043

1ST,2ND, 3RD& 4RD FLOOR BUILT UP AREA CALCULATION					
Block	Number of	Length	Breath		Area (sqm.)
1	1	32.00	16.44	=	526.176
			SUBTOTAL : A	=	526.176
DEDUCTION					
1	4	2.850	1.200	=	13.680
2	2	2.500	2.700	=	13.500
3	1	3.350	2.850	=	9.548
4	1	3.949	2.300	=	9.083
5	1	5.700	2.101	=	11.976
6	1	2.250	2.850	=	6.413
7	1	0.900	2.500	=	2.250
8	1	1.050	3.843	=	4.035
9	1	3.100	0.393	=	1.218
10	1	2.450	3.243	=	7.945
11	1	2.850	1.694	=	4.828
12	1	2.700	1.643	=	4.436
13	1	6.050	0.443	=	2.680
14	1	5.750	1.643	=	9.447
15	1	1.950	2.444	=	4.766
16	1	3.600	3.694	=	13.298
17	1	2.500	1.300	=	3.250
18	1	1.450	1.200	=	1.740
19	1	1.900	5.100	=	9.690
20	1	0.600	2.300	=	1.380
21	1	0.850	1.500	=	1.275
22	2	1.050	1.300	=	2.730
23	2	3.050	0.850	=	5.185
24	2	5.050	2.400	=	24.240
25	1	9.150	1.200	=	10.980
26	1	1.350	2.990	=	4.037
27	1	0.800	4.290	=	3.432
			SUBTOTAL : B	=	187.041
NET BUILT UP AREA = (SUBTOTAL : A) - (SUBTOTAL :B)				=	339.142

BALCONY AREA STATEMENT					
1ST ,2ND, 3RD & 4TH FLOOR					
BALCONY TYPE	NUMBER OF BALCONY	LENGTH (METER)	BREATH (METER)	AREA IN SQM. OPEN	ENCLOSED
BAL-1	1	2.50	1.30	3.250	0.000
BAL-2	4	3.025	1.30	15.730	0.000
BAL-3	1	3.075	0.75	2.306	0.000
		2.925	0.45	1.316	0.000
BAL-4	1	2.175	1.20	2.610	0.000
BAL-5	2	3.100	1.30	8.060	0.000
ENCL. BAL-6	1	2.500	1.00	0.000	2.500
ENCL. BAL-7	1	3.100	1.00	0.000	3.100
ENCL. BAL-8	4	2.400	1.00	0.000	9.600
			SUBTOTAL	33.273	15.200
TOTAL PROPOSED BALCONY AREA				48.473	
NET BUILT UP AREA OF FLOOR				339.142	
PERMISSIBLE BALCONY AREA = (NET BUILT UP AREA) X 15 %				50.871	
BALANCE BALCONY AREA,IF ANY				2.399	
EXCESS BALCONY AREA,IF ANY				NIL	

TERRACE AREA STATEMENT				
1ST & 3RD FLOOR				
TERRACE TYPE	NUMBER OF TERRACE	LENGTH (METER)	BREATH (METER)	AREA IN SQM.
T1	1	2.850	1.700	4.845
T2	1	2.700	1.200	3.240
T3	1	2.775	1.200	3.330
T4	1	2.975	1.200	3.570
T5	4	2.850	1.200	13.680
T6	1	2.850	1.350	3.848
TOTAL PROPOSED TERRACE AREA				32.513
NET BUILT UP AREA OF FLOOR				339.142
PERMISSIBLE TERRACE AREA = (NET BUILT UP AREA) X 20 %				67.828
BALANCE TERRACE AREA				35.316
2ND & 4TH FLOOR				
TERRACE TYPE	NUMBER OF TERRACE	LENGTH (METER)	BREATH (METER)	AREA IN SQM.
T1	1	2.100	1.750	3.675
T2	1	2.450	1.550	3.798
TOTAL PROPOSED TERRACE AREA				7.473
NET BUILT UP AREA OF FLOOR				339.142
PERMISSIBLE TERRACE AREA = (NET BUILT UP AREA) X 20 %				67.828
BALANCE TERRACE AREA				60.356

STAMP OF APPROVAL 3/5
BUILDING NO - 01

DEVELOPMENT PERMISSION GRANTED
Subject to the conditions mentioned in this office's letter No.:
CIDCO/NAINA/Panvel/Deraivali/BP-3441/CC/2018/2394
Dated 14 NOV 2018
Associate Planner (NAINA)

CONTENT OF THE SHEET

GROUND FLOOR,1ST , 2ND , 3RD & 4TH FLOOR PLAN ,AREA DIAGRAM & CALCULATION,TERRACE FLOOR PLAN, SECTION AA , BB & CC, ELEVATION OF (BUILDING - 01).

NAME OF THE OWNERS & SIGNATURE

Mr.JAGDISHAPPA G.H.
Mr.UMAPATY K.R.
NAME & SIGNATURE OF OWNER

NAME & SIGNATURE OF ARCHITECT

SWAPNIL KALYANKAR NAVI MUMBAI ARCHITECTS
(Signature of Architect.)
AR. SWAPNIL KALYANKAR
REGD. NO. CA / 2010 / 47491

DESCRIPTION OF PROPOSAL & PROPERTY

PROPOSED BUILDING PERMISSION ON GUT NO.112/4,107/1 & 107/2, AT- DERAVALI ,TALUKA -PANVEL, DIST. -RAIGAD.

DATE	14.11.2018
SCALE	1: 100 ,1:200,1: 500,1: 5000, N.T.S.
DRN BY	JUILI
CHKD BY	SWAPNIL KALYANKAR

SKA
SWAPNIL KALYANKAR ARCHITECTS
Swapnil Kalyankar | +91 - 99875 96001
OFFICE : SIDDHANT MARKET,D - WING,
2ND FLOOR,OPP.BJP OFFICE,PANVEL - 410 206.
EMAIL : skaplanners@gmail.com

ELEVATION (BUILDING-2)
SCALE 1:1.00

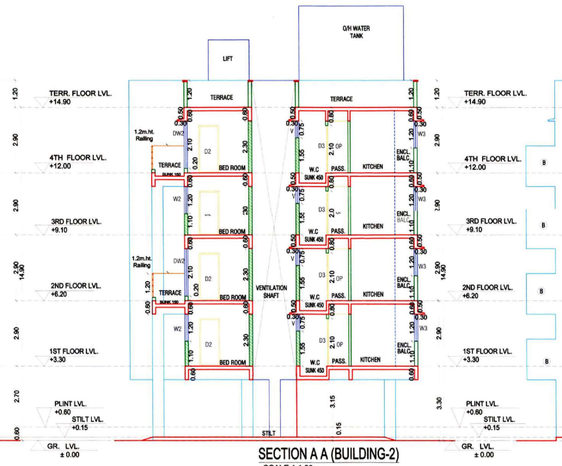

SECTION A A (BUILDING-2)
SCALE 1:1.00

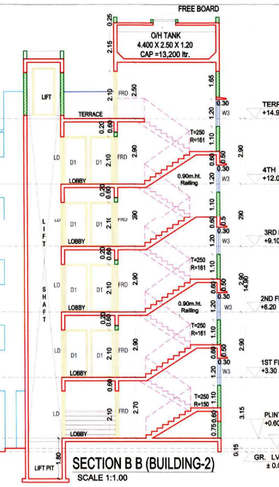

SECTION B B (BUILDING-2)
SCALE 1:1.00

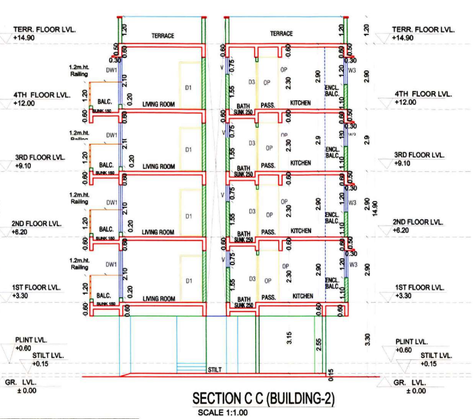

SECTION C C (BUILDING-2)
SCALE 1:1.00

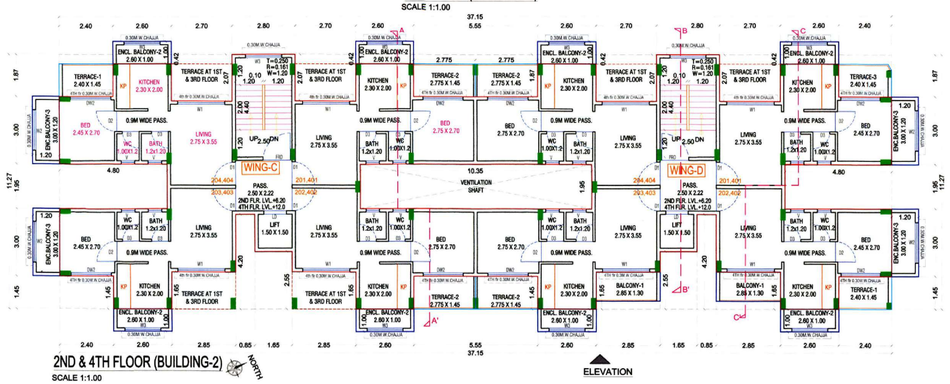

2ND & 4TH FLOOR (BUILDING-2)
SCALE 1:1.00

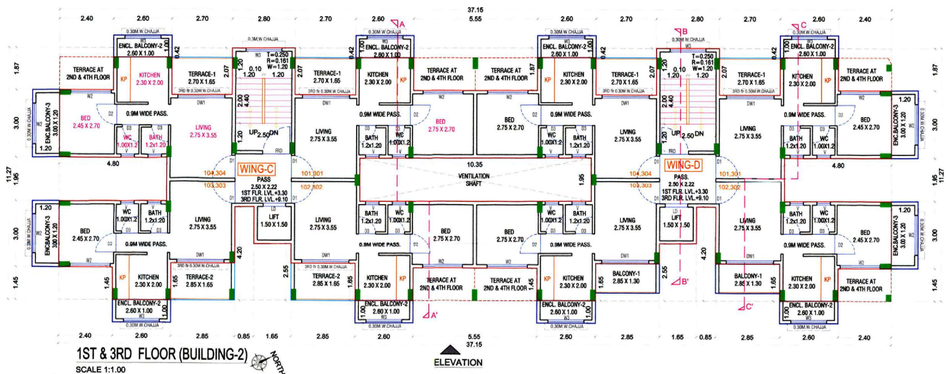

1ST & 3RD FLOOR (BUILDING-2)
SCALE 1:1.00

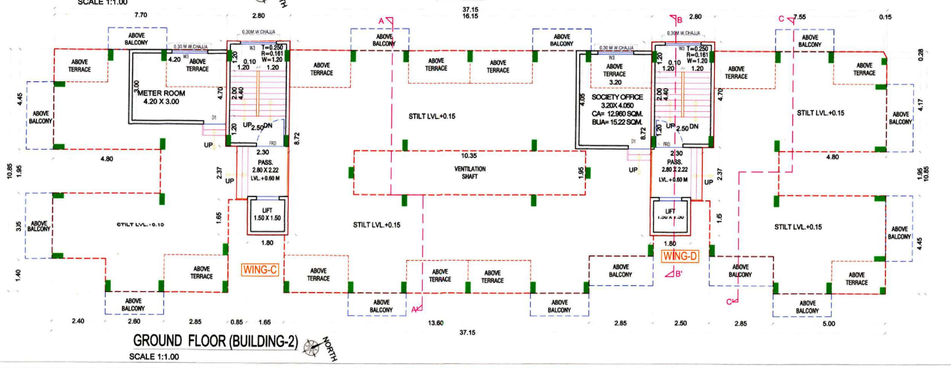

GROUND FLOOR (BUILDING-2)
SCALE 1:1.00

BUILDING - 2 ** PARKING STATEMENT - PLEASE REFER D1 OF PROFORMA - I						
TENEMENTS SIZE CARPET AREA IN SQM.	NO. OF TENEMENTS	REQUIRED PARKING RATE	REQUIRED NO. OF PARKING SPACES		PROPOSED PARKING SPACES	
			No. of cars	No. of scooter	No. of cars	No. of scooter
			12.5 sqmt.	2.0 sqmt.	12.5 sqmt. 5.0 X 2.5 M	2.0 sqmt. 1.0 X 2 M
RESIDENTIAL UPTO 35	32	4 tenements having carpet area upto 35 sq.m. each.	08	09 X 10% = 0.9 NOS.	11	12
	32	visitor's parking 10%	08 x10% = 01			
TOTAL			09	01	11	12

SCHEDULE OF DOOR & WINDOWS					
TYPE	SIZE			SILL LEVEL (METER)	DESCRIPTOIN
	WIDTH (MITER)	HIEGHT (METER)	AREA (SQM.)		
FRD	1.20	2.10	2.52		DOOR METAL
DI	1.00	2.10	2.10		T.W. PANEL DOOR
D2	0.90	2.10	1.89		T.W. PANEL DOOR
D3	0.75	2.10	1.58		T.W. PANEL DOOR
DW1	2.10	2.10	4.41	0.2	AL. SLIDING FRENCH WINDOW
DW2	1.80	2.10	3.78	0.2	AL. SLIDING FRENCH WINDOW
W1	2.10	1.20	2.52	1.1	AL. SLIDING WINDOW
W2	1.80	1.20	2.16	1.1	AL. SLIDING WINDOW
W3	1.60	1.20	1.92	1.1	AL. SLIDING WINDOW
V	0.60	0.75	0.45	1.55	AL. LOUVERD WINDOW

SCHEDULE LIGHT & VENTILATION STATEMENT					
ROOM	TENEMENT NUMBER	CARPET AREA	WINDOW TYPE	L & V REQUIRED.	L& V PROVIDED
LIVING	1	9.763	DW1/W1	1.63	4.41 / 2.52
BED	1	9.450	DW2/W2	1.58	3.78 / 2.16
	1	7.425	DW2/W2	1.24	3.78 / 2.16
KITCHEN	1	6.555	W3	1.09	1.92
BATH	1	1.440	V	0.24	0.45
W.C.	1	1.200	V	0.20	0.45

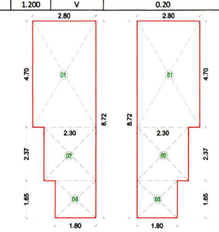

GROUND FLOOR BUILT UP AREA CALCULATION (BUILDING -02)
SCALE - 1:100

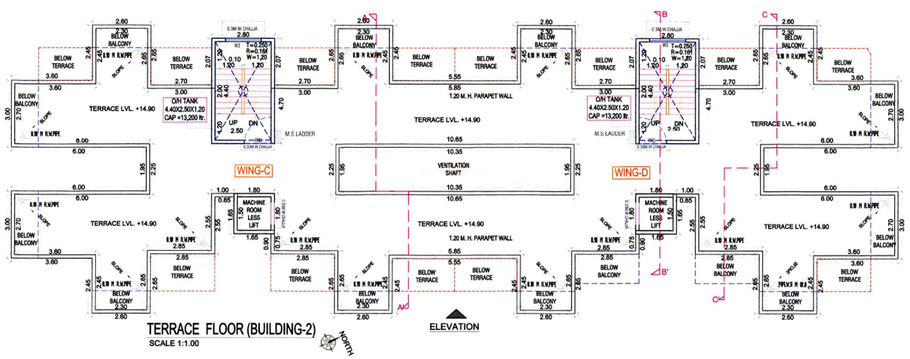

TERRACE FLOOR (BUILDING-2)
SCALE 1:1.00

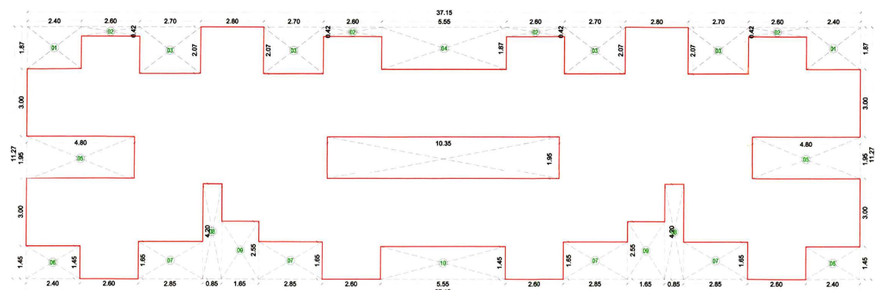

1ST 2ND 3RD & 4TH FLOOR BUILT UP AREA CALCULATION (BUILDING -02)
SCALE 1:1.00

BUILDING-2 GROUND FLOOR BUILT UP AREA CALCULATION					
Block Description	Number of blocks	Length (meter)	Breath (meter)		Area (sqm.)
1	2	2.80	4.700	=	26.3200
2	2	2.30	2.370	=	10.9020
3	2	1.65	1.800	=	5.9400
NET BUILT UP AREA				=	43.1620

1ST,2ND,3RD & 4TH FLOOR BUILT UP AREA CALCULATION					
Block Description	Number of blocks	Length (meter)	Breath (meter)		Area (sqm.)
1	1	37.150	11.270	=	418.681
SUBTOTAL : A				=	418.681
DEDUCTION					
1	2	2.400	1.870	=	8.976
2	4	2.600	0.420	=	4.368
3	4	2.700	2.070	=	22.356
4	1	5.550	1.870	=	10.379
5	2	4.800	1.950	=	18.720
6	2	2.400	1.450	=	6.960
7	4	2.850	1.650	=	18.810
8	2	0.850	4.200	=	7.140
9	2	1.650	2.550	=	8.415
10	1	5.550	1.450	=	8.048
11	1	10.350	1.950	=	20.183
SUBTOTAL : B				=	134.354
NET BUILT UP AREA = (SUBTOTAL : A) - (SUBTOTAL				=	284.327

BALCONY AREA STATEMENT 1ST ,2ND,3RD & 4th FLOOR					
BALCONY TYPE	NUMBER OF BALCONY	LENGTH (METER)	BREATH (METER)	AREA IN SQM.	
				OPEN	ENCLOSED
B1	2	2.850	1.300	7.410	0.000
ENC.BAL-2	8	2.600	1.000	0.000	20.800
ENC.BAL-3	4	3.000	1.200	0.000	14.400
SUBTOTAL				7.410	35.200
TOTAL PROPOSED BALCONY AREA				42.610	
NET BUILT UP AREA OF FLOOR				284.327	
PERMISSIBLE BALCONY AREA = (NET BUILT UP AREA) X 15 %				42.649	
BALANCE BALCONY AREA,IF ANY				0.039	
EXCESS BALCONY AREA,IF ANY				NIL	

TERRACE AREA STATEMENT 1ST & 3RD FLOOR				
TERRACE TYPE	NUMBER OF TERRACE	LENGTH (METER)	BREATH (METER)	AREA IN SQM.
T1	4	2.700	1.650	17.820
T2	2	2.850	1.650	9.405
TOTAL PROPOSED TERRACE AREA				27.225
NET BUILT UP AREA OF FLOOR				284.327
PERMISSIBLE TERRACE AREA = (NET BUILT UP AREA) X 20 %				56.865
BALANCE TERRACE AREA				29.640
2ND & 4TH FLOOR				
TERRACE TYPE	NUMBER OF TERRACE	LENGTH (METER)	BREATH (METER)	AREA IN SQM.
T1	2	2.400	1.450	6.960
T2	4	2.775	1.450	16.095
T3	1	AS PER POLY LINE		3.461
TOTAL PROPOSED TERRACE AREA				26.516
NET BUILT UP AREA OF FLOOR				284.327
PERMISSIBLE TERRACE AREA = (NET BUILT UP AREA) X 20 %				56.865
BALANCE TERRACE AREA				30.349

STAMP OF APPROVAL 4/5
BUILDING NO - 02

DEVELOPMENT PERMISSION GRANTED
Subject to the conditions mentioned in this office's letter No.:
CIDCO/NAINA/Panvel/Deravali/EP-314/cc/2018/2394
Dated 14 NOV 2018
Associate Planner (NAINA)

CONTENT OF THE SHEET

GROUND FLOOR,1ST , 2ND , 3RD & 4TH FLOOR PLAN ,AREA DIAGRAM & CALCULATION,TERRACE FLOOR PLAN, SECTION AA , BB & CC, ELEVATION OF (BUILDING - 02).

NAME OF THE OWNERS & SIGNATURE

Mr.JAGDISHAPPA G.H.

Mr.UMAPATY K.R.

NAME & SIGNATURE OF OWNER

NAME & SIGNATURE OF ARCHITECT

SWAPNIL KALYANKAR NAVI MUMBAI

(Signature of Architect.)
AR. SWAPNIL KALYANKAR
REGD. NO. CA / 2010 / 47491

DESCRIPTION OF PROPOSAL & PROPERTY

PROPOSED BUILDING PERMISSION ON GUT NO.112/4,107/1 & 107/2, AT- DERAVALI ,TALUKA -PANVEL, DIST. -RAIGAD.

DATE	14.11.2018
SCALE	1: 100 ,1:200,1: 500,1: 5000, N.T.S.
DRN BY	IMRAN
CHKD BY	SWAPNIL KALYANKAR

SKA
SWAPNIL KALYANKAR ARCHITECTS
Swapnil Kalyankar | +91 - 99875 96001
OFFICE : SIDDHANT MARKET,D - WING,
2ND FLOOR,OPP.BJP OFFICE,PANVEL - 410 206.
EMAIL : skaplanners@gmail.com

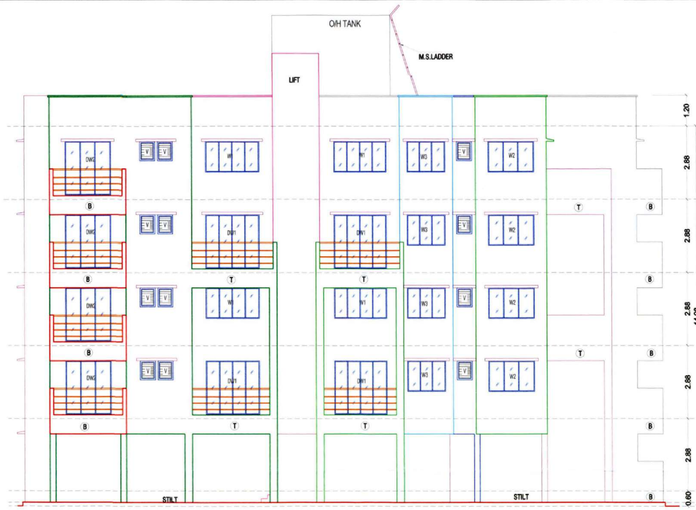

ELEVATION (BUILDING-3)

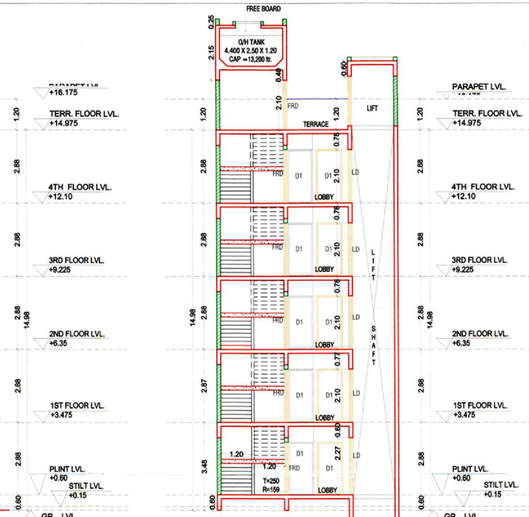

SECTION AA' (BUILDING -03)

SCALE - 1:100

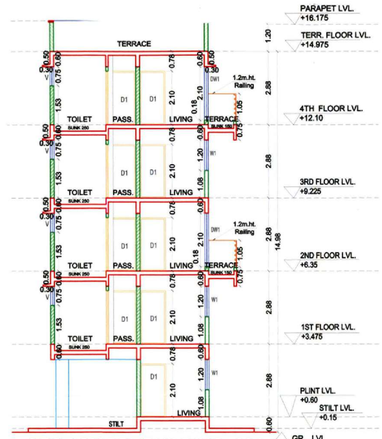

SECTION BB' (BUILDING -03)

SCALE - 1:100

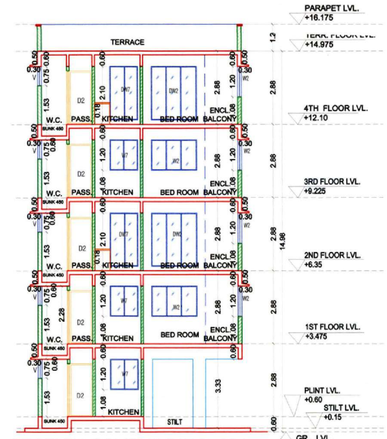

SECTION CC' (BUILDING -03)

SCALE - 1:100

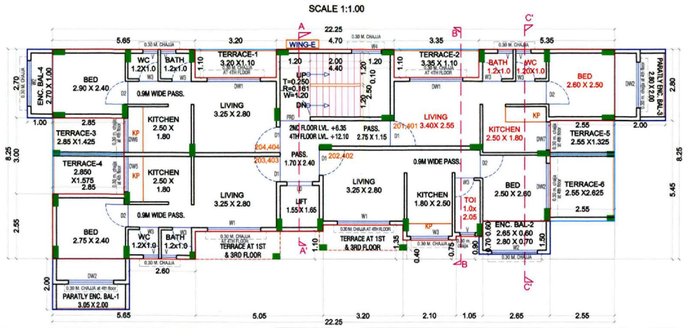

2ND & 4TH FLOOR PLAN (BUILDING-3)

SCALE 1:1.00

NORTH

ELEVATION

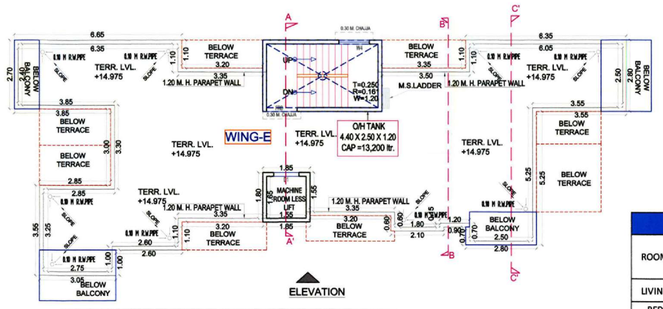

ELEVATION

TERRACE FLOOR PLAN (BUILDING-3)

SCALE 1:1.00

NORTH

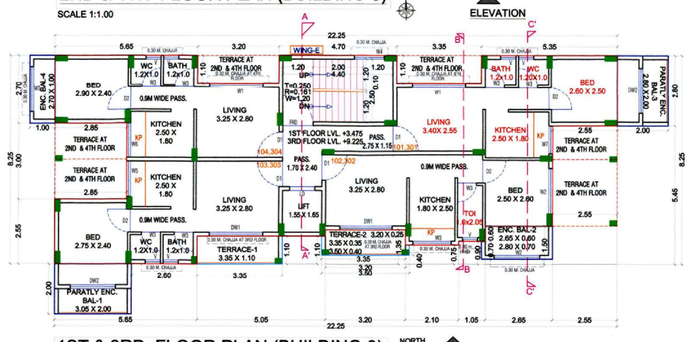

1ST & 3RD FLOOR PLAN (BUILDING-3)

SCALE 1:1.00

NORTH

ELEVATION

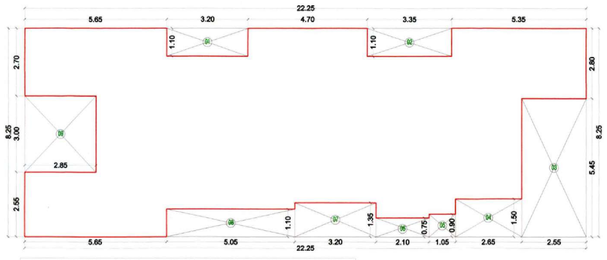

1ST, 2ND, 3RD & 4TH FLOOR BUILT UP

SCALE - 1:100 AREA CALCULETION

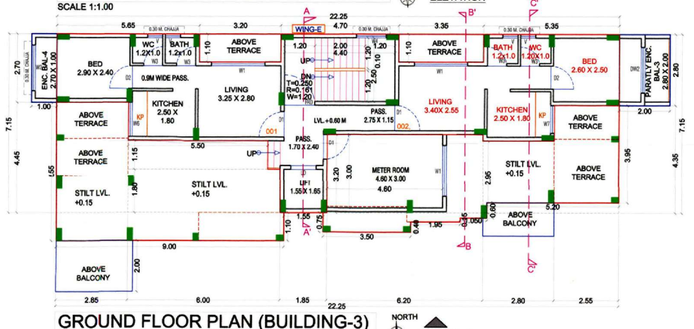

GROUND FLOOR PLAN (BUILDING-3)

SCALE 1:1.00

NORTH

ELEVATION

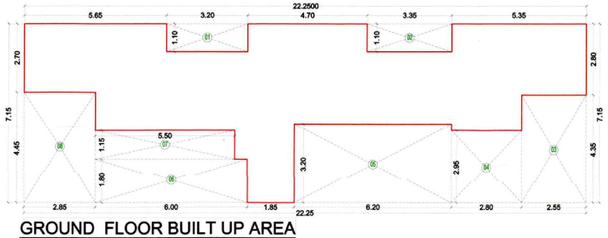

GROUND FLOOR BUILT UP AREA

SCALE - 1:100 CALCULATION

SCHEDULE LIGHT & VENTILATION STATEMENT					
ROOM	TENEMENT NUMBER	CARPET AREA	WINDOW TYPE	L & V REQUIRED.	L& V PROVIDED
LIVING	1	8.67	DW1 / W1	1.45	4.41 / 2.52
BED	1	8.63	DW2 / W2	1.44	3.78/2.16
KITCHEN	1	4.50	DW7 / W7	0.75	2.31 / 1.32
TOILET	1	2.05	V	0.34	0.45
BATH	1	1.2	V	0.20	0.45
W.C.	1	1.2	V	0.20	0.45

SCHEDULE OF DOR & WINDOWS					
TYPE	SIZE WIDTH (MTFR)	HIEGHT (METER)	AREA (SQM.)	SILL LEVEL (METER)	DESCRIPTOIN
FRD	1.20	2.10	2.52		DOOR METAL
DI	1.00	2.10	2.10		T.W. PANEL DOOR
D2	0.90	2.10	1.89		T.W. PANEL DOOR
D3	0.75	2.10	1.58		T.W. PANEL DOOR
DW1	2.10	2.10	4.41	0.175	AL SUIDING FRENCH WINDOW
DW2	1.80	2.10	3.78	0.175	AL SUIDING FRENCH WINDOW
DW7	1.10	2.10	2.31	0.175	AL SUIDING FRENCH WINDOW
W1	2.10	1.20	2.52	1.075	AL SUIDING WINDOW
W2	1.80	1.20	2.160	1.075	AL SUIDING WINDOW
W3	1.50	1.20	1.80	1.075	AL SUIDING WINDOW
W4	1.20	1.20	1.44	1.075	AL SUIDING WINDOW
W5	1.40	1.20	1.68	1.075	AL SUIDING WINDOW
W6	1.35	1.20	1.62	1.075	AL SUIDING WINDOW
W7	1.10	1.20	1.32	1.075	AL SUIDING WINDOW
V	0.60	0.75	0.45	1.525	AL. LOUVERD WINDOW

BUILDING - 3					
GROUND FLOOR BUILT UP AREA CALCULATION					
Block Description	Number of blocks	Length (meter)	Breath (meter)		Area (sqm.)
1	1	22.25	7.150	=	159.088
SUBTOTAL : A				=	159.088
DEDUCTION					
1	1	3.20	1.100	=	3.52
2	1	3.35	1.100	=	3.69
3	1	2.55	4.350	=	11.09
4	1	2.80	2.950	=	8.26
5	1	6.20	3.200	=	19.84
6	1	6.00	1.800	=	10.80
7	1	5.50	1.15	=	6.33
8	1	2.85	4.450	=	12.68
SUBTOTAL : B				=	76.205
NET BUILT UP AREA = (SUBTOTAL : A) - (SUBTOTAL :B)				=	82.883

BALCONY AREA STATEMENT						
GROUND FLOOR						
BALCONY TYPE	NUMBER OF BALCONY	LENGTH (METER)	BREATH (METER)	AREA IN SQM. OPEN	PAR. ENCL.	ENCLOSED
ENCL. BAL-1	1	2.70	1.00	0.000	0.000	2.700
PAR. ENCL. BAL-2	1	2.800	2.00	0.000	5.600	0.0
SUBTOTAL				0.000	5.600	2.70
TOTAL PROPOSED BALCONY AREA				8.300		
NET BUILT UP AREA OF FLOOR				82.883		
PERMISSIBLE BALCONY AREA = (NET BUILT UP AREA) X 15 %				12.432		
BALANCE BALCONY AREA,IF ANY				4.132		
EXCESS BALCONY AREA,IF ANY				NIL		

1ST, 2ND, 3RD & 4TH FLOOR BUILT UP AREA CALCULATION					
Block Description	Number of blocks	Length (meter)	Breath (meter)		Area (sqm.)
1	1	22.25	8.25	=	183.563
SUBTOTAL : A				=	183.563
DEDUCTION					
1	1	3.200	1.100	=	3.52
2	1	3.350	1.100	=	3.69
3	1	2.550	5.450	=	13.90
4	1	2.650	1.500	=	3.98
5	1	1.050	0.900	=	0.95
6	1	2.100	0.750	=	1.58
7	1	3.200	1.350	=	4.32
8	1	5.050	1.100	=	5.56
9	1	2.850	3.000	=	8.55
SUBTOTAL : B				=	46.023
NET BUILT UP AREA = (SUBTOTAL : A) - (SUBTOTAL :B)				=	137.540

BALCONY AREA STATEMENT						
1ST ,2ND, 3RD & 4TH FLOOR						
BALCONY TYPE	NUMBER OF BALCONY	LENGTH (METER)	BREATH (METER)	AREA IN SQM. OPEN	PAR. ENCL	ENCLOSED
PAR. ENCL. BAL-1	1	3.05	2.00	0.000	6.100	0.000
ENCL. BAL-2	1	2.650	0.60	0.000	0.000	1.590
	1	2.800	0.70	0.000	0.000	1.960
PAR. ENCL. BAL-3	1	2.800	2.00	0.00	5.60	0.000
ENCL. BAL-4	1	2.700	1.00	0.00	0.00	2.700
SUBTOTAL				0.000	11.700	6.25
TOTAL PROPOSED BALCONY AREA				17.950		
NET BUILT UP AREA OF FLOOR				137.540		
PERMISSIBLE BALCONY AREA = (NET BUILT UP AREA) X 15 %				20.631		
BALANCE BALCONY AREA,IF ANY				2.681		
EXCESS BALCONY AREA,IF ANY				NIL		

TERRACE AREA STATEMENT				
1ST & 3RD FLOOR				
TERRACE TYPE	NUMBER OF TERRACE	LENGTH (METER)	BREATH (METER)	AREA IN SQM.
T1	1	3.350	1.100	3.69
T2	1	3.200	0.250	0.80
		3.350	0.350	1.17
		3.500	0.400	1.40
TOTAL PROPOSED TERRACE AREA				7.058
NET BUILT UP AREA OF FLOOR				137.540
PERMISSIBLE TERRACE AREA = (NET BUILT UP AREA) X 20 %				27.508
BALANCE TERRACE AREA				20.451
2ND & 4TH FLOOR				
TERRACE TYPE	NUMBER OF TERRACE	LENGTH (METER)	BREATH (METER)	AREA IN SQM.
T1	1	3.200	1.100	3.52
T2	1	3.350	1.100	3.69
T3	1	2.850	1.425	4.06
T4	1	2.850	1.575	4.49
T5	1	2.550	1.325	3.38
T6	1	2.550	2.625	6.69
TOTAL PROPOSED TERRACE AREA				25.828
NET BUILT UP AREA OF FLOOR				137.540
PERMISSIBLE TERRACE AREA = (NET BUILT UP AREA) X 20 %				27.508
BALANCE TERRACE AREA				1.681

BUILDING - 3 ** PARKING STATEMENT - PLEASE REFER D1 OF PROFORMA - I						
TENEMENTS SIZE CARPET AREA IN SQM.	NO. OF TENEMENTS	REQUIRED PARKING RATE	REQUIRED NO. OF PARKING SPACES		PROPOSED PARKING SPACES	
			No. of cars	No. of scooter	No. of cars	No. of scooter
			12.5 sqmt.	2.0 sqmt.	12.5 sqmt. 5.0 X 2.5 M	2.0 sqmt. 1.0 X 2 M
RESIDENTIAL UPTO 35	18	4 tenements having carpet area upto 35 sq.m. each.	05	06 X 10% = 0.6 NOS.	06	04
	18	visitor's parking 10%	05 x10% = 01			
TOTAL			06	01	06	04

STAMP OF APPROVAL 5/5

BUILDING NO - 03

DEVELOPMENT PERMISSION GRANTED
Subject to the conditions mentioned
in this office's letter No.:
CIDCO/NAINA/ Panvel/Deravali/BP 344/CC/2010/2017
Dated 14 NOV 2018
Associate Planner (NAINA)

CONTENT OF THE SHEET

GROUND FLOOR,1ST , 2ND , 3RD & 4TH FLOOR PLAN ,AREA DIAGRAM & CALCULATION,TERRACE FLOOR PLAN, SECTION AA , BB & CC, ELEVATION OF (BUILDING - 03).

NAME OF THE OWNERS & SIGNATURE

Mr.JAGDISHAPPA G.H.

Mr.UMAPATI K.R.

NAME & SIGNATURE OF OWNER

NAME & SIGNATURE OF ARCHITECT

SWAPNIL KALYANKAR ARCHITECTS NAVI MUMBAI

(Signature of Architect.)
AR. SWAPNIL KALYANKAR
REGD. NO. CA / 2010 / 47491

DESCRIPTION OF PROPOSAL & PROPERTY

PROPOSED BUILDING PERMISSION ON GUT NO.112/4,107/1 & 107/2, AT- DERAVALI ,TALUKA -PANVEL, DIST. -RAIGAD.

DATE	14.11.2018
SCALE	1: 100 ,1:200,1: 500,1: 5000, N.T.S.
DRN BY	IMRAN
CHKD BY	SWAPNIL KALYANKAR

SKA
SWAPNIL KALYANKAR ARCHITECTS
Swapnil Kalyankar | +91 - 99875 96001
OFFICE : SIDDHANT MARKET,D - WING,
2ND FLOOR,OPP.BJP OFFICE,PANVEL - 410 206.
EMAIL : skaplanners@gmail.com