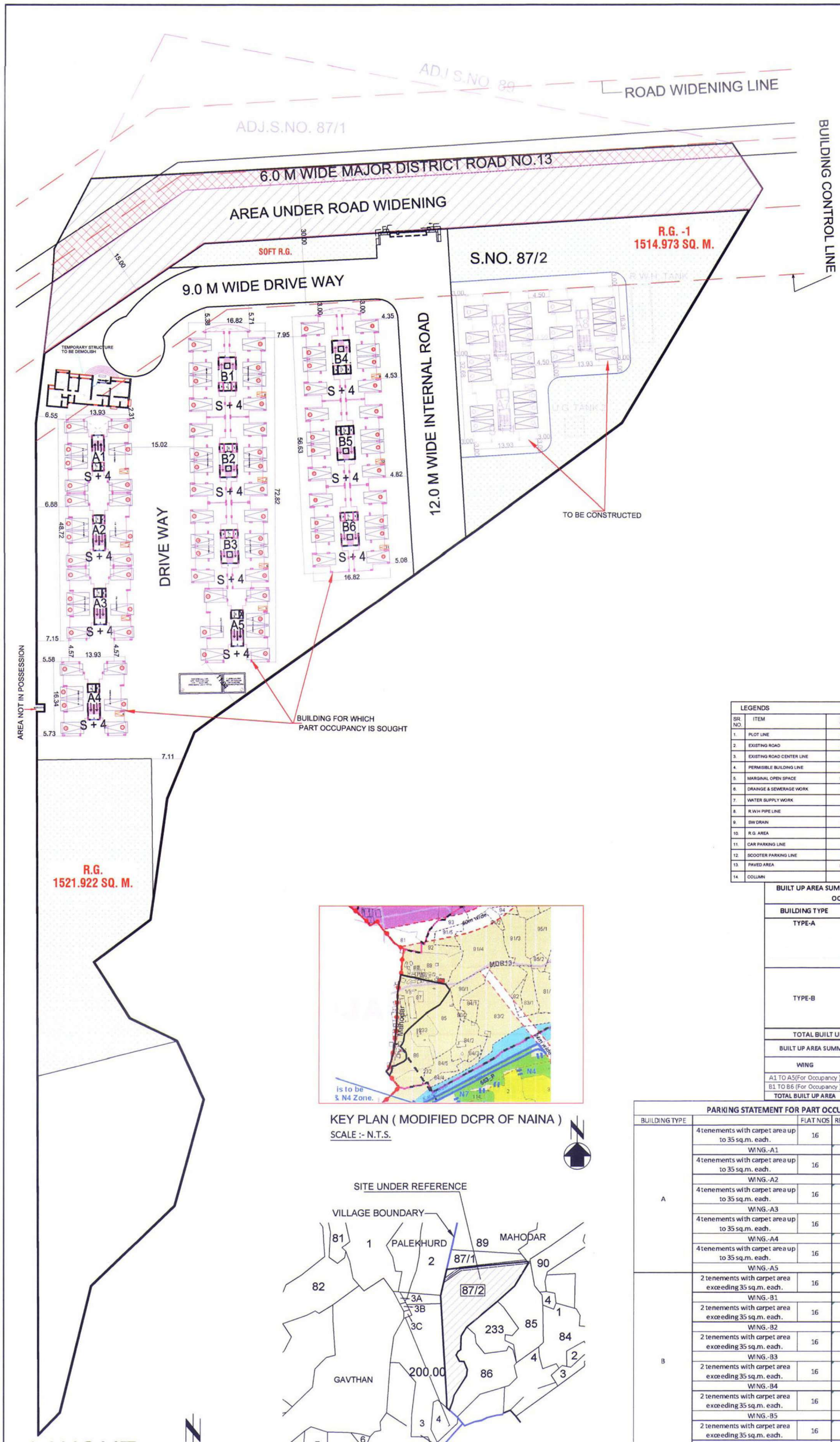

KEY PLAN (MODIFIED DCPR OF NAINA)
SCALE :- N.T.S.

LOCATION PLAN
SCALE : N.T.S.

LAYOUT

SCALE :- 1:500

THIS LAYOUT SHALL SUPERSEDE LAYOUT APPROVED VIDE NO.
CIDCO / NAINA / PANVEL / MAHODAR / AMENDED / C.C/BP-234/2018/1061 DATED 01-01-2018

CONTENTS OF SHEET

LAYOUT PLAN, LOCATION PLAN,KEY PLAN,
BUILT UP AREA STATEMENT,PARKING STATEMENT,

STAMP OF APPROVAL

AS BUILT DRAWING APPROVED
Subject to the conditions mentioned
in this office's letter No.:
CIDCO/NAINA/ panvel/ mahodar/ BP-234/ Part oc/2018/1212
Dated 4 / FEB 2019
Associate Planner (NAINA)

A	Area Statement (Overall)	Area Sq.M.
1	(a) Area of Plot (as per 7/12) and NA order	18300.000
	(b) Area of Plot as per triangulation of TILR	17214.795
	(c) Area of Plot as per physical Survey	17174.020
	(d) Area outside 200 M Gaothan (As Per Collector Approval)	1070.000
	Area of plot within 200 M of Gaothan (17214.795 - 1070.00)	**16144.795**
2	Deduction for	NIL
	(a) Road Acquisition Area (Under Existing Road)	604.880
	(b) Proposed road	1902.613
	(c) Any Reservation (not in possession i.e. bore well)	2.250
	Total (a+b+c)	2509.743
3	Gross area of the Plot (1-2)	**13635.052**
4	Aminity space required, if any	0.000
5	RG/open spaces required (10% of 3)	1363.505
6	RG provided	1521.922
7	Net area of plot for F.S.I. Computation (3-4)	13635.052
8	Permissible F.S.I.	1.000
9	Permissible Built-up Area	13635.052
10	Proposed Built-up Area	12122.118
11	Balance Built-up Area	1512.934
12	F.S.I. Consumed (11/7)	0.889
13	Nos.of Unit Prposed	224
	(a) Residential	224
	(b) Commercial	0

Above Area statement supersedes the corrosponding statement mentioned in Amended C.C. No CIDCO / NAINA / PANVEL / MAHODAR / B.P-234 / Amended C.C / 2018/1061 Dated 01-01-2018

B. Area Details For Part Occupancy (11 Wings)

Sr.No.	Revised Area Statement	BUA in Sq.M.
1	BUA for which Part Occupancy is applied for 11 wings	9984.240
2	BUA as per site inspection & as built drawing	9984.240
3	Total Nos. of Unit constructed	
	(a) Residential	176
	(b) Commercial	0
4	Additional R.G./ Open Space Proposed	1514.973

C. Details of Building For Part Occupancy (A1-A5) & (B1-B6)

Sr.No.	Bldg. No. with Wings	Predominant Use	No.of Floor	BUA in Sq.M.
1	A TYPE (A1 to A5)	Residential	Stilt + 4th Floor	3563.13
2	B TYPE (B1 to B6)	Residential	Stilt + 4th Floor	6421.11
			Total	9984.240 Sq.M.

PROFORMA II

CERTIFICATE OF AREA

Certified that the plot under reference was surveyed by me on 28/12/2017 and the dimensions of sides etc. of plot stated on plan are as measured on site and the area so worked out tallies with the area stated in document of Ownership/ T.P. Scheme Records/ Land Records Department/ City Survey records

Owners Signature

Signature of Architect

LEGENDS

SR. NO.	ITEM	SITE PLAN ON WHITE PRINT	BUILDING PLAN WHITE PRINT
1.	PLOT LINE		
2.	EXISTING ROAD		
3.	EXISTING ROAD CENTER LINE		
4.	PERMISIBLE BUILDING LINE		
5.	MARGINAL OPEN SPACE	NO COLOUR	
6.	DRAINGE & SEWERAGE WORK		
7.	WATER SUPPLY WORK		
8.	R.W.H PIPE LINE		
9.	SW DRAIN		
10.	R.G. AREA		
11.	CAR PARKING LINE		
12.	SCOOTER PARKING LINE		
13.	PAVED AREA	NO COLOUR	
14.	COLUMN		

BUILT UP AREA SUMMARY IN SQ.MT FOR PART OCCUPANCY

BUILDING TYPE	WING	AREA
TYPE-A	A1	712.626
	A2	712.626
	A3	712.626
	A4	712.626
	A5	712.626
TYPE-B	B1	1070.185
	B2	1070.185
	B3	1070.185
	B4	1070.185
	B5	1070.185
	B6	1070.185
TOTAL BUILT UP AREA		**9984.240**

BUILT UP AREA SUMMARY IN SQ.MT.(TYPE-A & B)

WING	AS BUILT AREA
A1 TO A5(For Occupancy)	3563.130
B1 TO B6 (For Occupancy)	6421.110
TOTAL BUILT UP AREA	9984.240

PARKING STATEMENT FOR PART OCCUPANCY

BUILDING TYPE		FLAT NOS	REQ. PARKING	PROV. PARKING
A	4 tenements with carpet area up to 35 sq.m. each.	16	4.00	7.00
	WING.-A1		4.00	
	4 tenements with carpet area up to 35 sq.m. each.	16	4.00	7.00
	WING.-A2		4.00	
	4 tenements with carpet area up to 35 sq.m. each.	16	4.00	7.00
	WING.-A3		4.00	
	4 tenements with carpet area up to 35 sq.m. each.	16	4.00	7.00
	WING.-A4		4.00	
	4 tenements with carpet area up to 35 sq.m. each.	16	4.00	7.00
	WING.-A5		4.00	
B	2 tenements with carpet area exceeding 35 sq.m. each.	16	8.00	8.00
	WING.-B1		8.00	
	2 tenements with carpet area exceeding 35 sq.m. each.	16	8.00	8.00
	WING.-B2		8.00	
	2 tenements with carpet area exceeding 35 sq.m. each.	16	8.00	8.00
	WING.-B3		8.00	
	2 tenements with carpet area exceeding 35 sq.m. each.	16	8.00	8.00
	WING.-B4		8.00	
	2 tenements with carpet area exceeding 35 sq.m. each.	16	8.00	8.00
	WING.-B5		8.00	
	2 tenements with carpet area exceeding 35 sq.m. each.	16	8.00	8.00
	WING.-B6		8.00	
COMMERCIAL	One car parking space for every 40 sq.mt. of floor area upto 800 sq.mt. and one parking space for every 80 sq.mt. of space for area		0	0
TOTAL PARKINGS			68	83
REQUIRED VISITORS PARKING 10 %			7	
TOTAL REQUIRED CAR PARKINGS			75	
TOTAL PROPOSED CARS			83	
REQUIRED TWO WHEELER PARKINGS 10%			7	11

DESCRIPTION OF PROPOSAL & PROPERTY

AS BUILT DRAWINGS FOR PART OCCUPANCY OF BUILDINGS ON GUT. NO. 87/2, AT VILLAGE-MAHODAR TALUKA-PANVEL, DIST-RAIGAD.

OWNER NAME & SIGN

M/S ARIHANT AASHIYANA PVT. LTD.
MR.ASHOK B. CHHAJER

ARCHITECT NAME & SIGN

ARCH. PIYUSH TAK
RG.NO- CA/28272/2001

DRG. NO.	---	DATE	17/01/2018
DRN. BY	---	SCALE	1 : 100

CONCEPT
DESIGN CELL
Architect's & Associates
OFF : G-19, 1ST FL., NEIGHBOURHOOD SHOPPING COMPLEX,
SEC- 4,NERUL, NAVI MUMBAI 400706. PH : 9820291011.

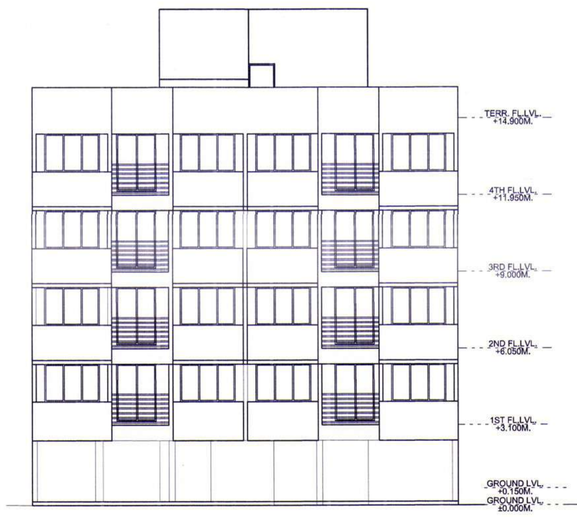

BUILDING NO. A2
ELEVATION
SCALE : 1:100

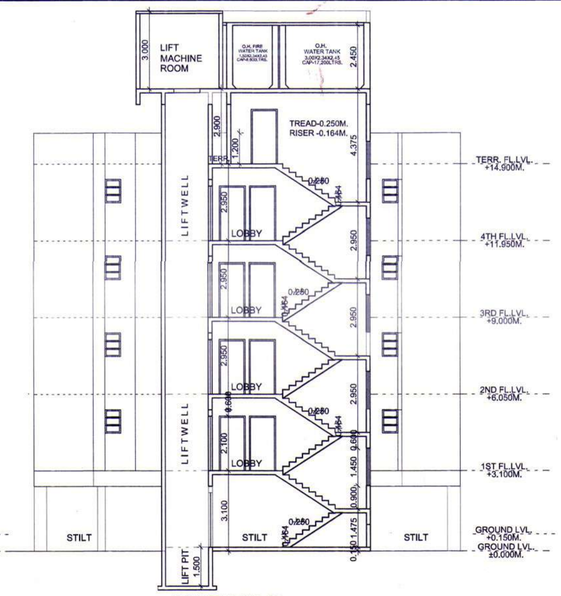

BUILDING NO. A2
SECTION A-A
SCALE : 1:100

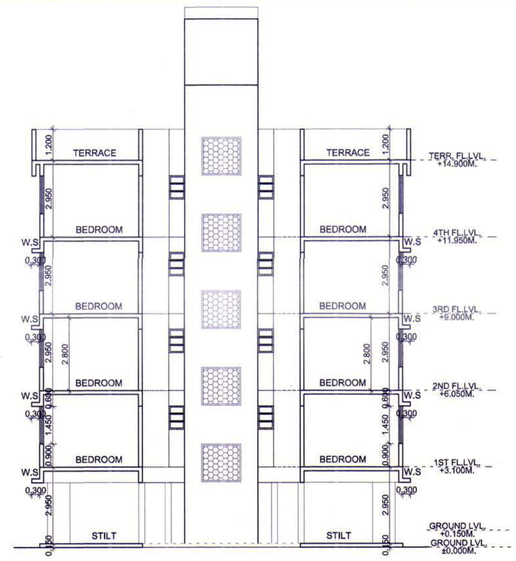

BUILDING NO. A2
SECTION C-C
SCALE : 1:100

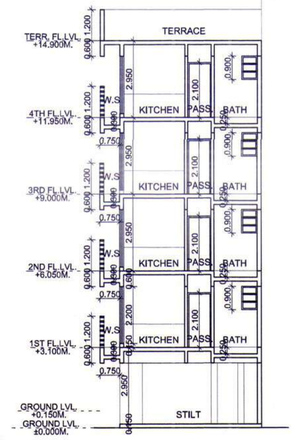

BUILDING NO. A2
SECTION B-B
SCALE : 1:100

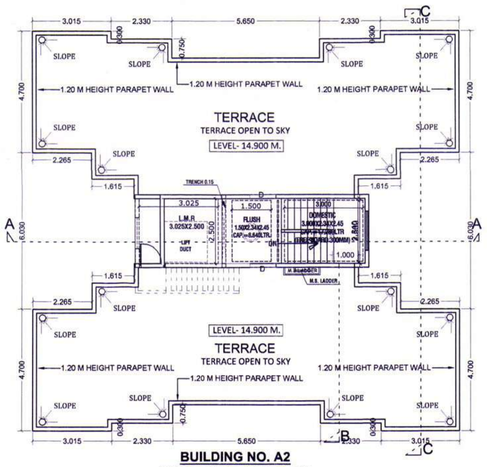

BUILDING NO. A2
TERRACE FLOOR PLAN
SCALE : 1:100

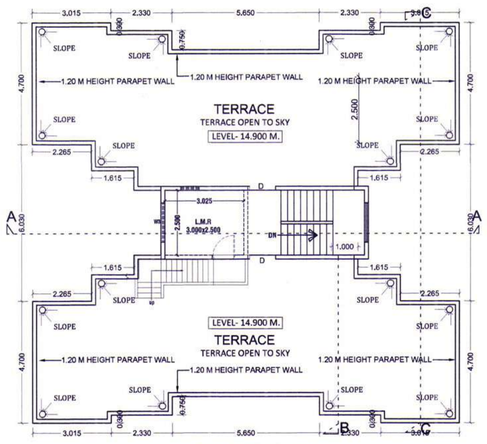

BUILDING NO. A1 & A3
TERRACE FLOOR PLAN
SCALE : 1:100

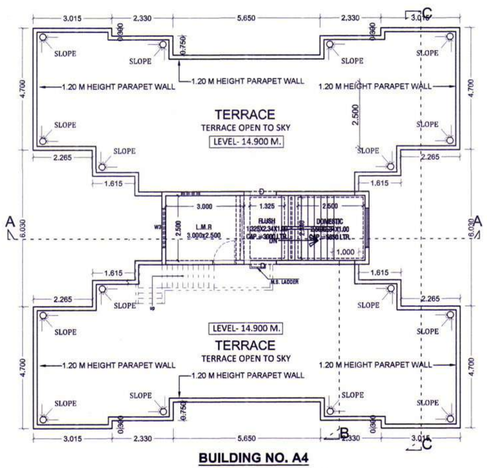

BUILDING NO. A4
TERRACE FLOOR PLAN
SCALE : 1:100

BUILDING NO.(A1 TO A5)								
STILT FLOOR								
ADDITION (A)								
A	7.980	X	2.800	X	1	=	22.344	SQ.MT
TOTAL							**22.344**	**SQ.MT**
DEDUCTION (B)								
1	1.800	X	0.850	X	1	=	1.530	SQ.MT
TOTAL							**1.530**	**SQ.MT**
GROSS AREA (C) =A-B			**22.344**	-	**1.530**		**20.814**	**SQ.MT**
TOTAL BUILT UP AREA					=		**20.814**	**SQ.MT**

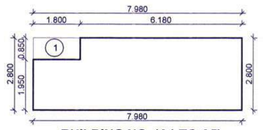

BUILDING NO. (A1 TO A5)
STILT FLOOR AREA CALCULATION
SCALE : 1:100

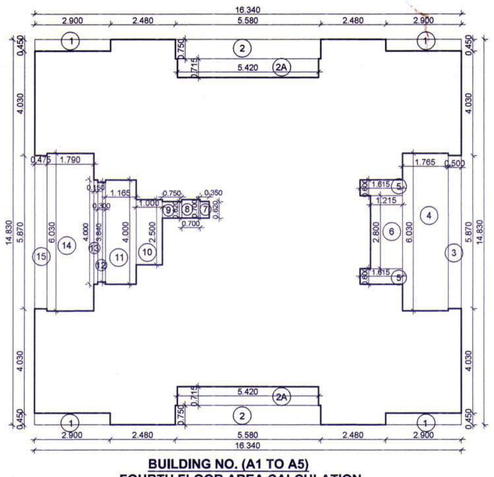

BUILDING NO. (A1 TO A5)
FOURTH FLOOR AREA CALCULATION
SCALE : 1:100

BUILDING NO.(A1 TO A5)								
4TH FLOOR								
ADDITION (A)								
A	16.340	X	14.830	X	1	=	242.322	SQ.MT
TOTAL							**242.322**	**SQ.MT**
DEDUCTION (B)								
1	2.900	X	0.450	X	4	=	5.220	SQ.MT
2	5.580	X	0.750	X	2	=	8.370	SQ.MT
2A	5.420	X	0.715	X	2	=	7.751	SQ.MT
3	0.500	X	5.870	X	1	=	2.935	SQ.MT
4	1.765	X	6.030	X	1	=	10.643	SQ.MT
5	1.615	X	0.600	X	2	=	1.938	SQ.MT
6	1.215	X	2.800	X	1	=	3.402	SQ.MT
7	0.350	X	0.620	X	1	=	0.217	SQ.MT
8	0.700	X	0.700	X	1	=	0.490	SQ.MT
9	0.750	X	0.620	X	1	=	0.465	SQ.MT
10	1.000	X	2.500	X	1	=	2.500	SQ.MT
11	1.165	X	4.000	X	1	=	4.660	SQ.MT
12	0.300	X	3.840	X	1	=	1.152	SQ.MT
13	0.150	X	4.000	X	1	=	0.600	SQ.MT
14	1.790	X	6.030	X	1	=	10.794	SQ.MT
15	0.475	X	5.870	X	1	=	2.788	SQ.MT
TOTAL							**63.925**	**SQ.MT**
GROSS AREA (C) =A-B			**242.322**	-	**63.925**		**178.398**	**SQ.MT**
TOTAL BUILT UP AREA					=		**178.398**	**SQ.MT**

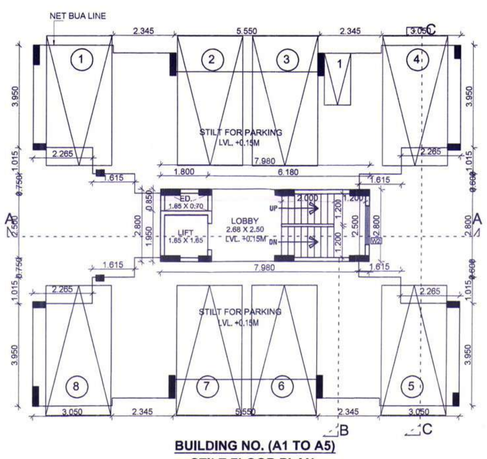

BUILDING NO. (A1 TO A5)
STILT FLOOR AREA CALCULATION
SCALE : 1:100

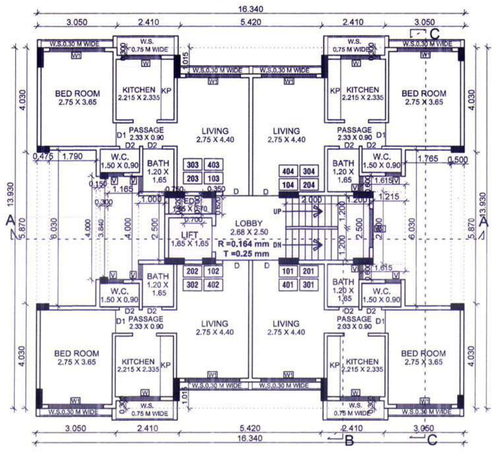

BUILDING NO. (A1 TO A5)
TYPICAL FIRST TO FOURTH FLOOR PLAN
SCALE : 1:100

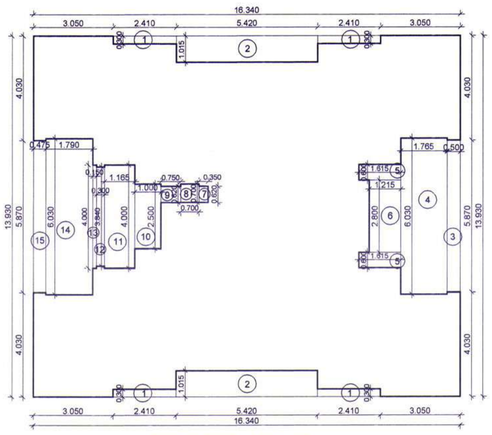

BUILDING NO. (A1 TO A5)
TYPICAL FIRST TO THIRD FLOOR AREA CALCULATION
SCALE : 1:100

LIGHT & VENTILATION SCHEDULE (TYPE-A)(WING-A1 TO A5)			
DISCRIPTION OF USER SPACE	CARP. AREA OF ROOM IN SQM.	L&V REQ. 1/6 OF CARPET AREA.	L&V PROV.IN SQM.	TYPE OF OPENING USED.
LIVING	9.763	1.627	3.045	W1
BED ROOM	7.700	1.283	3.045	W1
KITCHEN	5.172	0.862	3.300	W
W.C	1.350	0.225	0.540	V
BATH	1.980	0.330	0.540	V

DOORS & WINDOW SCHEDULE (TYPE-A) (WING-A1 TO A5)				
TYPE	SIZE	AREA IN SQM.	SILL HEIGHT	DESCRIPTION
D	1.00X2.10			WOODEN FLUSH DOOR
D1	0.90X2.10			WOODEN FLUSH DOOR
D2	0.75X2.10			HARDNER DOOR
W	1.50X2.20	3.300	0.150	AL.FR.GLAZED WINDOW
W1	2.10X1.45	3.045	0.900	AL.FR.GLAZED WINDOW
W2	1.50X1.45	2.175	0.900	AL.FR.GLAZED WINDOW
V	0.60X0.90	0.540	1.400	LOUVERED VENTILATORS

BUILDING NO.(A1 TO A5)								
1ST TO 3RD FLOOR								
ADDITION (A)								
A	16.340	X	13.930	X	1	=	227.616	SQ.MT
TOTAL							**227.616**	**SQ.MT**
DEDUCTION (B)								
1	2.410	X	0.300	X	4	=	2.892	SQ.MT
2	5.420	X	1.015	X	2	=	11.003	SQ.MT
3	0.500	X	5.870	X	1	=	2.935	SQ.MT
4	1.765	X	6.030	X	1	=	10.643	SQ.MT
5	1.615	X	0.600	X	2	=	1.938	SQ.MT
6	1.215	X	2.800	X	1	=	3.402	SQ.MT
7	0.350	X	0.620	X	1	=	0.217	SQ.MT
8	0.700	X	0.700	X	1	=	0.490	SQ.MT
9	0.750	X	0.620	X	1	=	0.465	SQ.MT
10	1.000	X	2.500	X	1	=	2.500	SQ.MT
11	1.165	X	4.000	X	1	=	4.660	SQ.MT
12	0.300	X	3.840	X	1	=	1.152	SQ.MT
13	0.150	X	4.000	X	1	=	0.600	SQ.MT
14	1.790	X	6.030	X	1	=	10.794	SQ.MT
15	0.475	X	5.870	X	1	=	2.788	SQ.MT
TOTAL							**56.479**	**SQ.MT**
GROSS AREA (C) =A-B			**227.616**	-	**56.479**		**171.138**	**SQ.MT**
TOTAL BUILT UP AREA					=		**171.138**	**SQ.MT**

BUILT UP AREA SUMMARY IN SQ.MT.					
BUILDING (TYPE-A) (A1 TO A5)					
FLOOR	**WING-A1**	**WING-A2**	**WING-A3**	**WING-A4**	**WING-A5**
GROUND FLOOR	20.814	20.814	20.814	20.814	20.814
1st	171.138	171.138	171.138	171.138	171.138
2nd	171.138	171.138	171.138	171.138	171.138
3rd FLOOR	171.138	171.138	171.138	171.138	171.138
4th FLOOR	178.398	178.398	178.398	178.398	178.398
TOTAL	**712.626**	**712.626**	**712.626**	**712.626**	**712.626**
TOTAL BUILT UP AREA	**3563.130**				

TENEMENT AREA STATEMENT(TYPE-A)			
BUILDING (WING-A1)			
FLOOR NO.	FLAT No.	CARPET AREA	B/U AREA
1ST TO 4TH	1	33.266	38.229
	2	33.266	38.171
	3	33.266	38.171
	4	33.266	38.229
BUILDING (WING-A2)			
FLOOR NO.	FLAT No.	CARPET AREA	B/U AREA
1ST TO 4TH	1	33.266	38.229
	2	33.266	38.171
	3	33.266	38.171
	4	33.266	38.229
BUILDING (WING-A3)			
FLOOR NO.	FLAT No.	CARPET AREA	B/U AREA
1ST TO 4TH	1	33.266	38.229
	2	33.266	38.171
	3	33.266	38.171
	4	33.266	38.229
BUILDING (WING-A4)			
FLOOR NO.	FLAT No.	CARPET AREA	B/U AREA
1ST TO 4TH	1	33.266	38.229
	2	33.266	38.171
	3	33.266	38.171
	4	33.266	38.229
BUILDING (WING-A5)			
FLOOR NO.	FLAT No.	CARPET AREA	B/U AREA
1ST TO 4TH	1	33.266	38.229
	2	33.266	38.171
	3	33.266	38.171
	4	33.266	38.229

CONTENTS OF SHEET	2/4

GROUND TO 4TH FLOOR PLANS,
LINE AREA DIAGRAM & AREA CALCULATIONS,
TERRACE FLOOR PLANS &
DOOR AND WINDOW SCHEDULE, LIGHT &
VENTILATION STATEMENT,SECTIONS & ELEVATION
BUILDING TYPE-A (WING-A1 TO A5)

STAMP OF APPROVAL

AS BUILT DRAWING APPROVED
Subject to the conditions mentioned
in this office's letter No.:
CIDCO/NAINA/ Panvel/Mahodar/BP-234/Pant-oc/2018/1212
Dated 07 FEB 2018
07/2/18
Associate Planner (NAINA)

DESCRIPTION OF PROPOSAL & PROPERTY

AS BUILT DRAWINGS FOR PART OCCUPANCY OF BUILDINGS ON GUT. NO. 87/2, AT VILLAGE-MAHODAR TALUKA-PANVEL, DIST-RAIGAD.

OWNER NAME & SIGN

M/S ARIHANT AASHIYANA PVT. LTD.
MR.ASHOK B. CHHAJER

ARCHITECT NAME & SIGN

ARCH. PIYUSH TAK
RG.NO- CA/28272/2001

DRG. NO.	---	DATE	17/01/2018
DRN. BY	---	SCALE	1 : 100

CONCEPT
DESIGN CELL
Architect's & Associates
OFF : G-19, 1ST FL., NEIGHBOURHOOD SHOPPING COMPLEX,
SEC- 4,NERUL, NAVI MUMBAI 400706. PH : 9820291011.

PRODUCED BY AN AUTODESK EDUCATIONAL PRODUCT

BUILDING NO. B2 & B5
ELEVATION
SCALE : 1:100

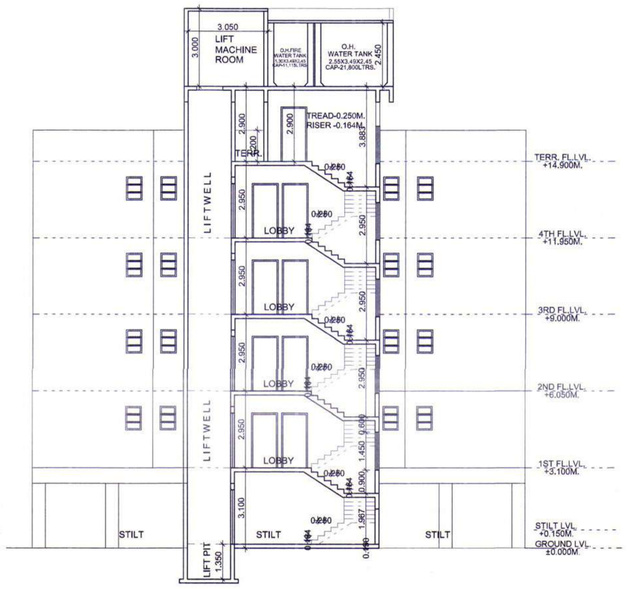

BUILDING NO. B2 & B5
SECTION A-A
SCALE : 1:100

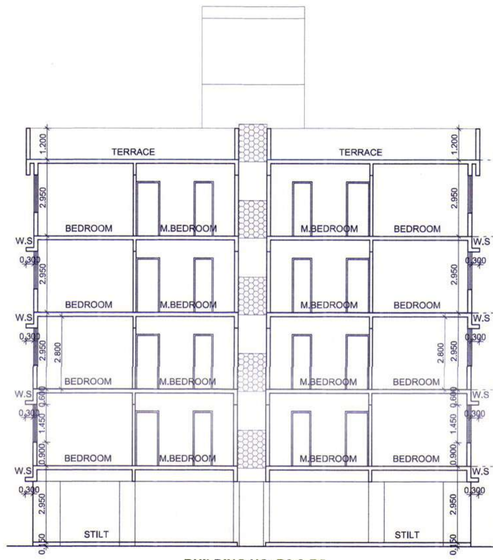

BUILDING NO. B2 & B5
SECTION C-C
SCALE : 1:100

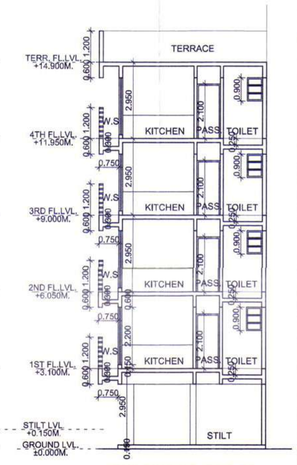

BUILDING NO. B2 & B5
SECTION B-B
SCALE : 1:100

LIGHT & VENTILATION SCHEDULE (TYPE-B) (WING-B1 TO B6)				
DISCRIPTION OF USER SPACE	CARP. AREA OF ROOM IN SQM.	L&V REQ. 1/6 OF CARPET AREA.	L&V PROV.IN SQM.	TYPE OF OPENING USED.
LIVING+DINNING	12.123	2.021	3.045	W1
BED ROOM	7.425	1.238	3.045	W1
M.BED ROOM	11.400	1.900	2.574	W3
KITCHEN	5.775	0.963	3.300	W
TOILET	1.800	0.300	0.540	V
TOILET	2.622	0.437	0.540	V

DOORS & WINDOW SCHEDULE(TYPE-B) (WING-B1 TO B6)				
TYPE	SIZE	AREA IN SQM.	SILL LEVEL	DESCRIPTION
D	1.00X2.10			WOODEN FLUSH DOOR
D1	0.90X2.10			WOODEN FLUSH DOOR
D2	0.75X2.10			HARDNER DOOR
W	1.50X2.20	3.300	0.150	AL.FR.GLAZED WINDOW
W1	2.10X1.45	3.045	0.900	AL.FR.GLAZED WINDOW
W2	1.50X1.45	2.175	0.900	AL.FR.GLAZED WINDOW
W3	1.17X2.20	2.574	0.900	AL.FR.GLAZED WINDOW
V	0.60X0.90	0.540	1.400	LOUVERED VENTILATORS

TENEMENT AREA STATEMENT(TYPE-B)			
BUILDING (WING-B1)			
FLOOR NO.	FLAT No.	CARPET AREA	B/U AREA
1ST TO 4TH	1	52.021	58.568
	2	52.021	58.559
	3	52.021	58.559
	4	52.021	58.568
BUILDING (WING-B2)			
FLOOR NO.	FLAT No.	CARPET AREA	B/U AREA
1ST TO 4TH	1	52.021	58.568
	2	52.021	58.559
	3	52.021	58.559
	4	52.021	58.568
BUILDING (WING-B3)			
FLOOR NO.	FLAT No.	CARPET AREA	B/U AREA
1ST TO 4TH	1	52.021	58.568
	2	52.021	58.559
	3	52.021	58.559
	4	52.021	58.568
BUILDING (WING-B4)			
FLOOR NO.	FLAT No.	CARPET AREA	B/U AREA
1ST TO 4TH	1	52.021	58.568
	2	52.021	58.559
	3	52.021	58.559
	4	52.021	58.568
BUILDING (WING-B5)			
FLOOR NO.	FLAT No.	CARPET AREA	B/U AREA
1ST TO 4TH	1	52.021	58.568
	2	52.021	58.559
	3	52.021	58.559
	4	52.021	58.568
BUILDING (WING-B6)			
FLOOR NO.	FLAT No.	CARPET AREA	B/U AREA
1ST TO 4TH	1	52.021	58.568
	2	52.021	58.559
	3	52.021	58.559
	4	52.021	58.568

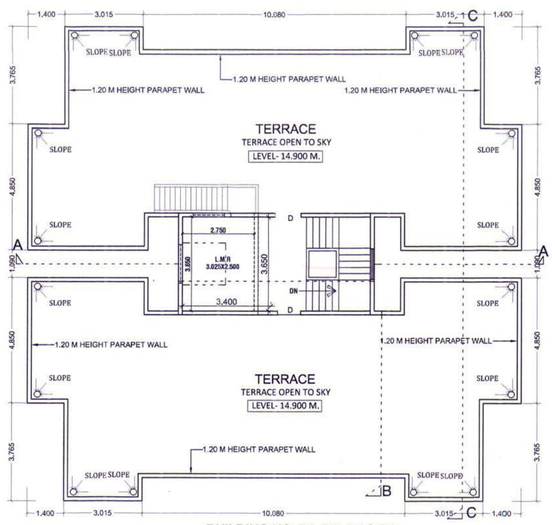

BUILDING NO. B1, B3, B4 & B6
TERRACE FLOOR PLAN
SCALE : 1:100

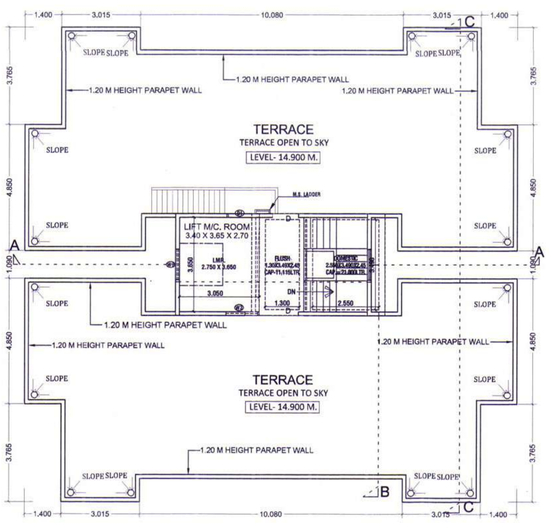

BUILDING NO. B2 & B5
TERRACE FLOOR PLAN
SCALE : 1:100

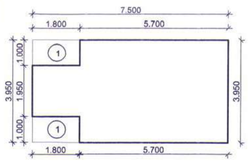

BUILDING NO.(B1 TO B6)					
STILT FLOOR					
ADDITION (A)					
A	7.500 X 3.950 X 1	=	29.625	SQ.MT	
TOTAL			29.625	SQ.MT	
DEDUCTION (B)					
1	1.800 X 1.000 X 2	=	3.600	SQ.MT	
TOTAL			3.600	SQ.MT	
ROSS AREA (C) =A-B	29.625	-	3.600	26.025	SQ.MT
TOTAL BUILT UP AREA		=		26.025	SQ.MT

BUILDING NO. B1 TO B6
STILT FLOOR AREA CALCULATION
SCALE : 1:100

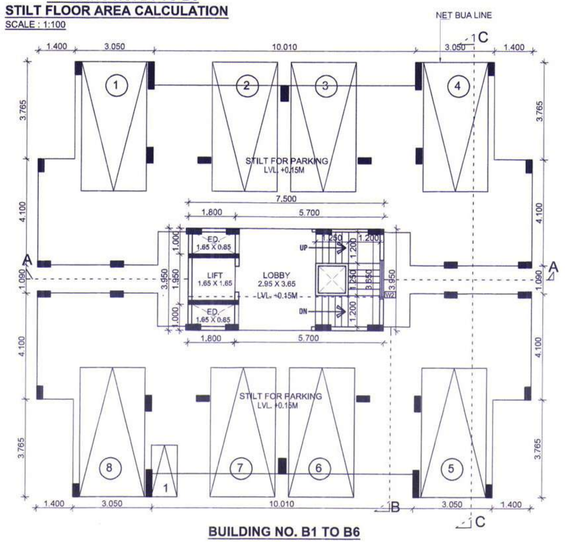

BUILDING NO. B1 TO B6
STILT FLOOR PLAN
SCALE : 1:100

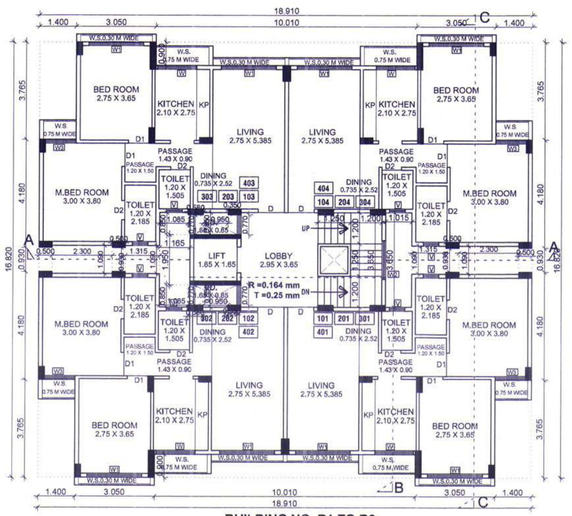

BUILDING NO. B1 TO B6
TYPICAL FIRST TO FOURTH FLOOR PLAN
SCALE : 1:100

BUILDING NO. B1 TO B6
FOURTH FLOOR AREA CALCULATION
SCALE : 1:100

BUILDING NO.(B1 TO B6)					
4TH FLOOR					
ADDITION (A)					
A	18.910 X 16.820 X 1	=	318.066	SQ.MT	
TOTAL			318.066	SQ.MT	
DEDUCTION (B)					
1	1.400 X 3.015 X 4	=	16.884	SQ.MT	
1A	2.180 X 0.150 X 4	=	1.308	SQ.MT	
2	5.650 X 0.900 X 2	=	10.170	SQ.MT	
3	0.500 X 0.930 X 4	=	1.860	SQ.MT	
4	2.300 X 1.090 X 2	=	5.014	SQ.MT	
5	1.315 X 1.090 X 2	=	2.867	SQ.MT	
6	1.015 X 3.650 X 1	=	3.705	SQ.MT	
7	0.350 X 0.770 X 2	=	0.539	SQ.MT	
8	0.950 X 0.850 X 2	=	1.615	SQ.MT	
9	0.580 X 0.770 X 2	=	0.893	SQ.MT	
10	1.085 X 0.850 X 2	=	1.845	SQ.MT	
11	1.165 X 1.950 X 1	=	2.272	SQ.MT	
TOTAL			48.971	SQ.MT	
ROSS AREA (C) =A-B	318.066	-	48.971	269.095	SQ.MT
TOTAL BUILT UP AREA		=		269.095	SQ.MT

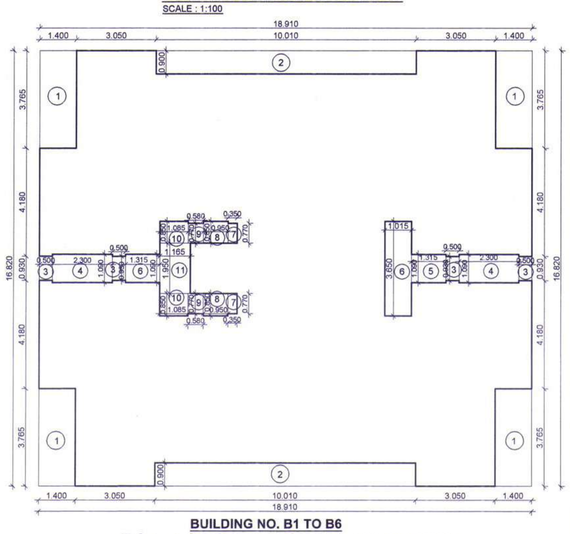

BUILDING NO. B1 TO B6
TYPICAL FIRST TO THIRD FLOOR AREA CALCULATION
SCALE : 1:100

BUILDING NO.(B1 TO B6)					
1ST TO 3RD FLOOR					
ADDITION (A)					
A	18.910 X 16.820 X 1	=	318.066	SQ.MT	
TOTAL			318.066	SQ.MT	
DEDUCTION (B)					
1	1.400 X 3.765 X 4	=	21.084	SQ.MT	
2	10.010 X 0.900 X 2	=	18.018	SQ.MT	
3	0.500 X 0.930 X 4	=	1.860	SQ.MT	
4	2.300 X 1.090 X 2	=	5.014	SQ.MT	
5	1.315 X 1.090 X 2	=	2.867	SQ.MT	
6	1.015 X 3.650 X 1	=	3.705	SQ.MT	
7	0.350 X 0.770 X 2	=	0.539	SQ.MT	
8	0.950 X 0.850 X 2	=	1.615	SQ.MT	
9	0.580 X 0.770 X 2	=	0.893	SQ.MT	
10	1.085 X 0.850 X 2	=	1.845	SQ.MT	
11	1.165 X 1.950 X 1	=	2.272	SQ.MT	
TOTAL			59.711	SQ.MT	
ROSS AREA (C) =A-B	318.066	-	59.711	258.355	SQ.MT
TOTAL BUILT UP AREA		=		258.355	SQ.MT

BUILT UP AREA SUMMARY IN SQ.MT.						
BUILDING (TYPE-B) (B1 TO B6)						
FLOOR	WING-B1	WING-B2	WING-B3	WING-B4	WING-B5	WING-B6
GROUND FLOOR	26.025	26.025	26.025	26.025	26.025	26.025
1st	258.355	258.355	258.355	258.355	258.355	258.355
2nd	258.355	258.355	258.355	258.355	258.355	258.355
3rd FLOOR	258.355	258.355	258.355	258.355	258.355	258.355
4th FLOOR	269.095	269.095	269.095	269.095	269.095	269.095
TOTAL	1070.185	1070.185	1070.185	1070.185	1070.185	1070.185
TOTAL BUILT UP AREA	6421.110					

CONTENTS OF SHEET

GROUND TO 4TH FLOOR PLANS,
LINE AREA DIAGRAM & AREA CALCULATIONS,
TERRACE FLOOR PLANS &
DOOR AND WINDOW SCHEDULE, LIGHT &
VENTILATION STATEMENT,SECTIONS & ELEVATION
BUILDING TYPE-B (WING-B1 TO B6)

STAMP OF APPROVAL

AS BUILT DRAWING APPROVED
Subject to the conditions mentioned
in this office's latter No.:
CIDCO/NAINA/ Panvel/ mahedar/ BP-1314/ POP OC/ 2018/ 1212
Dated 07 FEB 2018.
7/2/2018
Associate Planner (NAINA)

DESCRIPTION OF PROPOSAL & PROPERTY

AS BUILT DRAWINGS FOR PART OCCUPANCY OF BUILDINGS ON GUT. NO. 87/2, AT VILLAGE-MAHODAR TALUKA-PANVEL, DIST-RAIGAD.

OWNER NAME & SIGN

M/S ARIHANT AASHIYANA PVT. LTD.
MR.ASHOK B. CHHAJER

ARIHANT AASHIYANA PVT. LTD. NAVI MUMBAI

ARCHITECT NAME & SIGN

ARCH. PIYUSH TAK
RG.NO- CA/28272/2001

DRG. NO.	---	DATE	17/01/2018
DRN. BY	---	SCALE	1 : 100

CONCEPT
D E S I G N C E L L
Architect's & Associates
OFF : G-19, 1ST FL., NEIGHBOURHOOD SHOPPING COMPLEX,
SEC- 4,NERUL, NAVI MUMBAI 400706. PH : 9820291011.

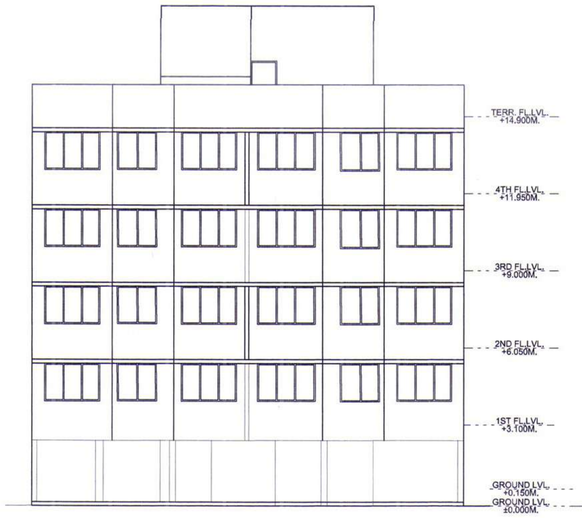

BUILDING NO. A6 TO A8
ELEVATION
SCALE : 1:100

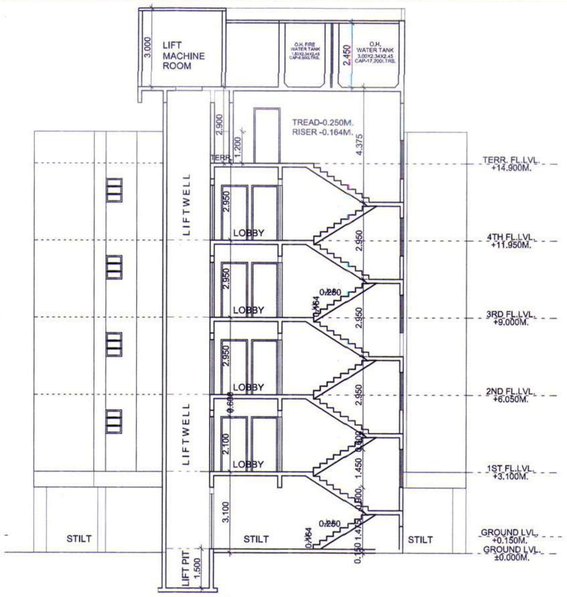

BUILDING NO. A6 TO A8
SECTION A-A
SCALE : 1:100

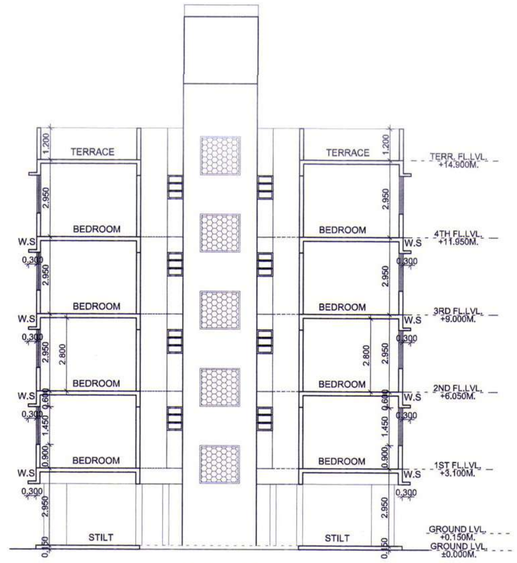

BUILDING NO. A6 TO A8
SECTION C-C
SCALE : 1:100

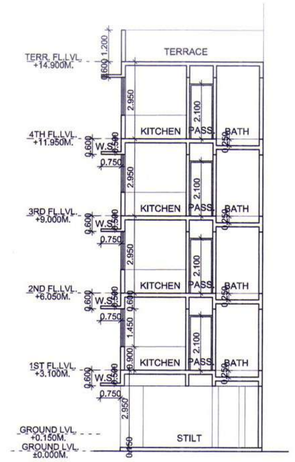

BUILDING NO. A6 TO A8
SECTION B-B
SCALE : 1:100

BUILDING NO.(A6 TO A8)								
STILT FLOOR								
ADDITION (A)								
A	9.065	X	2.800	X	1	=	25.382	SQ.MT
TOTAL							25.382	SQ.MT
DEDUCTION (B)								
1	1.770	X	0.850	X	1	=	1.505	SQ.MT
2	0.030	X	0.620	X	1	=	0.019	SQ.MT
TOTAL							1.524	SQ.MT
GROSS AREA (C) =A-B			25.382	-	1.524		23.858	SQ.MT
TOTAL BUILT UP AREA					=		23.858	SQ.MT

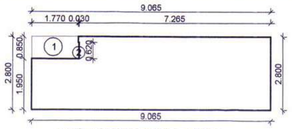

BUILDING NO. (A6 TO A8)
STILT FLOOR AREA CALCULATION
SCALE : 1:100

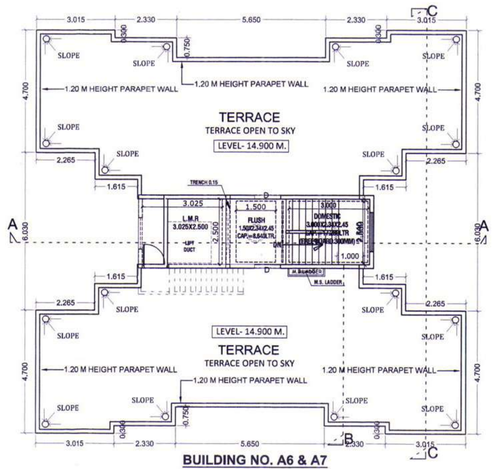

BUILDING NO. A6 & A7
TERRACE FLOOR PLAN
SCALE : 1:100

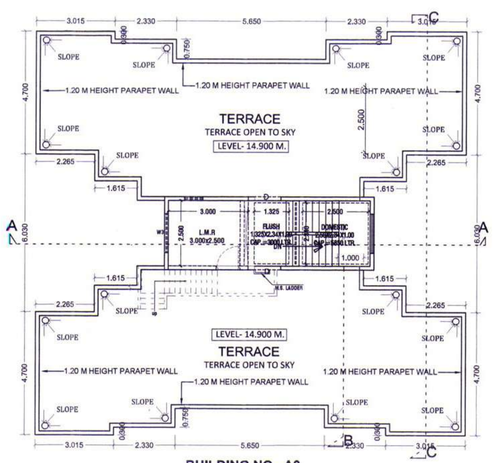

BUILDING NO. A8
TERRACE FLOOR PLAN
SCALE : 1:100

LIGHT & VENTILATION SCHEDULE (TYPE-A)(WING- A6 TO A8)				
DISCRIPTION OF USER SPACE	CARP. AREA OF ROOM IN SQM.	L&V REQ. 1/6 OF CARPET AREA.	L&V PROV.IN SQM.	TYPE OF OPENING USED.
LIVING	9.763	1.627	3.045	W1
BED ROOM	7.700	1.283	3.045	W1
KITCHEN	5.172	0.862	3.300	W
W.C	1.350	0.225	0.540	V
BATH	1.980	0.330	0.540	V

DOORS & WINDOW SCHEDULE (TYPE-A) (WING- A6 TO A8)				
TYPE	SIZE	AREA IN SQM.	SILL HEIGHT	DESCRIPTION
D	1.00X2.10			WOODEN FLUSH DOOR
D1	0.90X2.10			WOODEN FLUSH DOOR
D2	0.75X2.10			HARDNER DOOR
W	1.50X1.45	2.175	0.900	AL.FR.GLAZED WINDOW
W1	2.10X1.45	3.045	0.900	AL.FR.GLAZED WINDOW
W2	1.50X1.45	2.175	0.900	AL.FR.GLAZED WINDOW
V	0.60X0.90	0.540	1.400	LOUVERED VENTILATORS

TENEMENT AREA STATEMENT(TYPE-A)			
BUILDING (WING-A6)			
FLOOR NO.	FLAT No.	CARPET AREA	B/U AREA
1ST TO 4TH	1	32.763	37.613
	2	32.763	37.675
	3	32.763	37.675
	4	32.763	37.613
BUILDING (WING-A7)			
FLOOR NO.	FLAT No.	CARPET AREA	B/U AREA
1ST TO 4TH	1	32.763	37.613
	2	32.763	37.675
	3	32.763	37.675
	4	32.763	37.613
BUILDING (WING-A8)			
FLOOR NO.	FLAT No.	CARPET AREA	B/U AREA
1ST TO 4TH	1	32.763	37.613
	2	32.763	37.675
	3	32.763	37.675
	4	32.763	37.613

BUILT UP AREA SUMMARY IN SQ.MT.			
BUILDING (TYPE-A) (A6 TO A8)			
FLOOR	WING-A6	WING-A7	WING-A8
GROUND FLOOR	23.858	23.858	23.858
1st	172.192	172.192	172.192
2nd	172.192	172.192	172.192
3rd FLOOR	172.192	172.192	172.192
4th FLOOR	172.192	172.192	172.192
TOTAL	712.626	712.626	712.626
TOTAL BUILT UP AREA	2137.878		

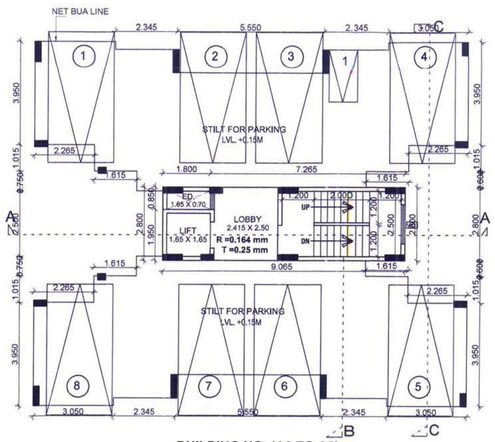

BUILDING NO. (A6 TO A8)
STILT FLOOR PLAN
SCALE : 1:100

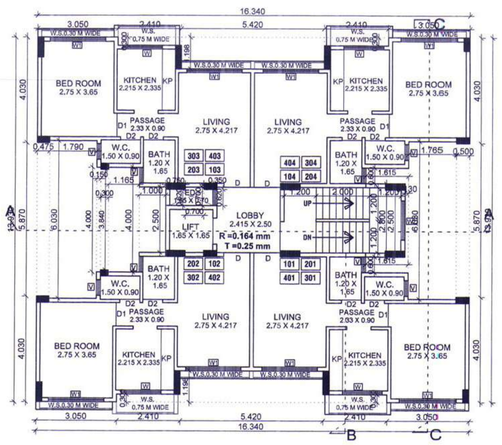

BUILDING NO. (A6 TO A8)
TYPICAL FIRST TO FOURTH FLOOR PLAN
SCALE : 1:100

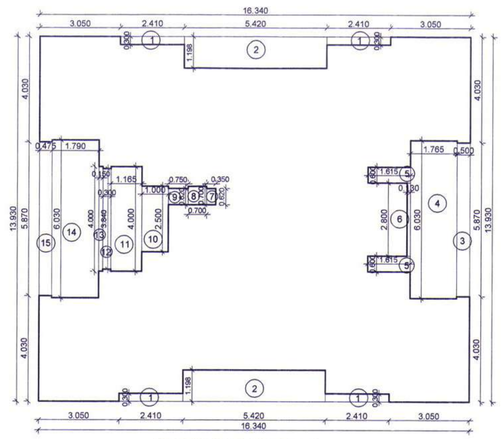

BUILDING NO. (A6 TO A8)
TYPICAL FIRST TO FOURTH FLOOR AREA CALCULATION
SCALE : 1:100

BUILDING NO.(A6 TO A8)								
1ST TO 4TH FLOOR								
ADDITION (A)								
A	16.340	X	13.930	X	1	=	227.616	SQ.MT
TOTAL							227.616	SQ.MT
DEDUCTION (B)								
1	2.410	X	0.300	X	4	=	2.892	SQ.MT
2	5.420	X	1.198	X	2	=	12.986	SQ.MT
3	0.500	X	5.870	X	1	=	2.935	SQ.MT
4	1.765	X	6.030	X	1	=	10.643	SQ.MT
5	1.615	X	0.600	X	2	=	1.938	SQ.MT
6	0.130	X	2.800	X	1	=	0.364	SQ.MT
7	0.350	X	0.620	X	1	=	0.217	SQ.MT
8	0.700	X	0.700	X	1	=	0.490	SQ.MT
9	0.750	X	0.620	X	1	=	0.465	SQ.MT
10	1.000	X	2.500	X	1	=	2.500	SQ.MT
11	1.165	X	4.000	X	1	=	4.660	SQ.MT
12	0.300	X	3.840	X	1	=	1.152	SQ.MT
13	0.150	X	4.000	X	1	=	0.600	SQ.MT
14	1.790	X	6.030	X	1	=	10.794	SQ.MT
15	0.475	X	5.870	X	1	=	2.788	SQ.MT
TOTAL							55.424	SQ.MT
GROSS AREA (C) =A-B			227.616	-	55.424		172.192	SQ.MT
TOTAL BUILT UP AREA					=		172.192	SQ.MT

CONTENTS OF SHEET | 4/4

GROUND TO 4TH FLOOR PLANS,
LINE AREA DIAGRAM & AREA CALCULATIONS,
TERRACE FLOOR PLANS &
DOOR AND WINDOW SCHEDULE, LIGHT &
VENTILATION STATEMENT,SECTIONS & ELEVATION
BUILDING TYPE-A (WING-A6 TO A8)

STAMP OF APPROVAL

AS BUILT DRAWING APPROVED
Subject to the conditions mentioned
in this office's letter No.:
CIDCO/NAINA/ Panvel/ Mahodar/BP-234/2017 OC/2018/1212
Dated 07 FEB 2018
07/2/18
Associate Planner (NAINA)

DESCRIPTION OF PROPOSAL & PROPERTY

AS BUILT DRAWINGS FOR PART OCCUPANCY OF BUILDINGS ON GUT. NO. 87/2, AT VILLAGE-MAHODAR TALUKA-PANVEL, DIST-RAIGAD.

OWNER NAME & SIGN

M/S ARIHANT AASHIYANA PVT. LTD.
MR.ASHOK B. CHHAJER

ARIHANT AASHIYANA PVT. LTD. NAVI MUMBAI

ARCHITECT NAME & SIGN

ARCH. PIYUSH TAK
RG.NO- CA/28272/2001

DRG. NO.	---	DATE	17/01/2018
DRN. BY	---	SCALE	1 : 100

CONCEPT
DESIGN CELL
Architect's & Associates
OFF : G-19, 1ST FL., NEIGHBOURHOOD SHOPPING COMPLEX,
SEC- 4,NERUL, NAVI MUMBAI 400706. PH : 9820291011.