AS BUI[illegible] RAV[illegible]NGS APPROVED
Subject to [illegible]y conditions mentioned in this office letter no.
CIDCO/NAINA/PANVEL/Kon/BP-94/OC/2019/1335/SAP/SP(GS)/120
Date: 30 MAR 2019
Associate Planner (NAINA)

COVID

MUMBAI
NATIONAL HIGHWAY NO. 4
PUNE
KON VILLAGE
DEVKHAR ROAD ROAD
SITE U/R
LOCATION PLAN
SCALE :-1:4000
N

RENTAL R.G. AREA

R.G. AREA STATEMENT

TOTAL R.G. REQUIRED			
21179.83	X 8.0%	=	1694.39
R.G. PROVIDED			
R.G. 1		=	3734.37
R.G. 2		=	533.89
R.G. 3		=	257.89
TOTAL R.G. PROVIDED		=	4526.15

AMENITY AREA STATEMENT IN SQ.MT.

AMENITY REQUIRED			
91588.44	X 7.5%	=	6869.13
AMENITY PROVIDED			
SALE AMENITY			
AMENITY NO. 1		=	1635.56
AMENITY NO. 2		=	1242.71
AMENITY NO. 3		=	2274.63
RENTAL AMENITY			
AMENITY NO. 4		=	1129.34
AMENITY NO. 5		=	588.00
TOTAL (AMENITY AREA)		=	6870.24

SALE R.G. AREA

R.G. AREA STATEMENT

TOTAL R.G. REQUIRED			
63539.48 X	8.0%	=	5083.16 SQ.MT
R.G. PROVIDED			
R.G. 1	=	638.35	SQ.MT
R.G. 2	=	1166.07	SQ.MT
R.G. 3	=	183.13	SQ.MT
R.G. 4	=	3525.54	SQ.MT
R.G. 6	=	590.68	SQ.MT
R.G. 7	=	202.79	SQ.MT
R.G. 12	=	206.28	SQ.MT
R.G. 13	=	449.26	SQ.MT
TOTAL	=	6794.74	SQ.MT
TOTAL R.G. PROVIDED	=	6794.74	SQ.MT

SECTOR - 5 BALCONY AREA STATEMENT

FLOORS	BLDG 14-G1				BLDG 15-B				BLDG 16-A			
	Permissible Balcony area	Enclosed Balcony Area	Projected Balcony Area	Total Proposed Balcony	Permissible Balcony area	Enclosed Balcony Area	Projected Balcony Area	Total Proposed Balcony	Permissible Balcony area	Enclosed Balcony Area	Projected Balcony Area	Total Proposed Balcony
STILT / 1ST PARKING	32.32	6.59	6.87	13.46	-	-	-	-	-	-	-	-
1st FLOOR	43.97	22.68	22.73	45.41	45.12	21.84	-	21.84	38.22	36.30	-	36.30
2nd FLOOR	43.97	22.68	22.73	45.41	45.12	21.84	-	21.84	38.22	36.30	-	36.30
3rd FLOOR	43.97	22.68	22.73	45.41	45.12	21.84	-	21.84	38.22	36.30	-	36.30
4th FLOOR	43.97	22.68	22.73	45.41	45.12	21.84	-	21.84	38.22	36.30	-	36.30
5th FLOOR	43.97	22.68	22.73	45.41	45.12	21.84	-	21.84	38.22	36.30	-	36.30
6th FLOOR	43.97	22.68	22.73	45.41	45.12	21.84	-	21.84	38.22	36.30	-	36.30
7th FLOOR (REFUGE)	37.10	18.90	19.11	38.01	33.90	16.38	-	16.38	28.28	31.42	-	31.42
8th FLOOR	43.97	22.68	22.73	45.41	45.12	21.84	-	21.84	38.22	36.30	-	36.30
9th FLOOR	43.97	22.68	22.73	45.41	45.12	21.84	-	21.84	38.22	36.30	-	36.30
10th FLOOR	43.97	22.68	22.73	45.41	45.12	21.84	-	21.84	38.22	36.30	-	36.30
11th FLOOR	43.97	22.68	22.73	45.41	45.12	21.84	-	21.84	38.22	36.30	-	36.30
12th FLOOR (REFUGE)	37.10	18.90	19.11	38.01	33.90	16.38	-	16.38	28.28	31.42	-	31.42
13th FLOOR	43.97	22.68	22.73	45.41	45.12	21.84	-	21.84	38.22	36.30	-	36.30
14th FLOOR	43.97	22.68	22.73	45.41	45.12	21.84	-	21.84	38.22	36.30	-	36.30
15th FLOOR	43.97	22.68	22.73	45.41	45.12	21.84	-	21.84	38.22	36.30	-	36.30
16th FLOOR	43.97	22.68	22.73	45.41	45.12	21.84	-	21.84	38.22	36.30	-	36.30
17th FLOOR (REFUGE)	37.10	18.90	19.11	38.01	33.90	16.38	-	16.38	28.28	31.42	-	31.42
18th FLOOR	43.97	22.68	22.73	45.41	45.12	21.84	-	21.84	38.22	36.30	-	36.30
19th FLOOR	43.97	22.68	22.73	45.41	45.12	21.84	-	21.84	38.22	36.30	-	36.30
20th FLOOR	43.97	22.68	22.73	45.41	45.12	21.84	-	21.84	38.22	36.30	-	36.30
21st FLOOR	43.97	22.68	22.73	45.41	45.12	21.84	-	21.84	38.22	36.30	-	36.30
22nd FLOOR (REFUGE)	37.10	18.90	19.11	38.01	33.90	16.38	-	16.38	28.28	31.42	-	31.42
23rd FLOOR	43.97	22.68	22.73	45.41	45.12	21.84	-	21.84	38.22	36.30	-	36.30
24th FLOOR	43.97	22.68	22.73	45.41	45.12	21.84	-	21.84	38.22	36.30	-	36.30
25th FLOOR	43.97	22.68	22.73	45.41	45.12	21.84	-	21.84	38.22	36.30	-	36.30
26th FLOOR	43.97	22.68	22.73	45.41	45.12	21.84	-	21.84	38.22	36.30	-	36.30
27th FLOOR (REFUGE)	37.10	18.90	19.11	38.01	33.90	16.38	-	16.38	28.28	31.42	-	31.42
28th FLOOR	43.97	22.68	22.73	45.41	45.12	21.84	-	21.84	38.22	36.30	-	36.30
29th FLOOR	43.97	22.68	22.73	45.41	45.12	21.84	-	21.84	38.22	36.30	-	36.30
30th FLOOR	43.97	22.68	22.73	45.41	45.12	21.84	-	21.84	38.22	36.30	-	36.30
31st FLOOR	43.97	22.68	22.73	45.41	45.12	21.84	-	21.84	38.22	36.30	-	36.30
32nd FLOOR (REFUGE)	37.10	18.90	19.11	38.01	33.90	16.38	-	16.38	28.28	31.42	-	31.42
33rd FLOOR	43.97	22.68	22.73	45.41	45.12	21.84	-	21.84	38.22	36.30	-	36.30
34th FLOOR	43.97	22.68	22.73	45.41	45.12	21.84	-	21.84	38.22	36.30	-	36.30
35th FLOOR	43.97	22.68	22.73	45.41	45.12	21.84	-	21.84	38.22	36.30	-	36.30
36th FLOOR	43.97	22.68	22.73	45.41	45.12	21.84	-	21.84	38.22	36.30	-	36.30
37th FLOOR	39.84	22.68	-	22.68	42.07	21.84	-	21.84	39.84	20.16	-	20.16
TOTAL	1,612.86	823.07	803.43	1,626.50	1,599.07	775.32	-	775.32	1,357.33	1,285.58	-	1,285.58

AREA STATEMENT AS PER 7/12

SR.NO.	SURVEY NO.	AREA IN SQM. AS PER 7/12	AQUIRED LAND (H) FOR ROADS	AQUIRED LAND (H) FOR RAILWAYS	PLINE AREA UNDER 30 M ROAD ROADS	PLINE AREA UNDER 30 M ROAD MTRS.	BALANCE AREA
1	80/A	12,903.00	1,500.00	-	1,340.66	10,060.34	
2	85/0	65,000.00	-	3,000.00	1,761.60	60,338.40	
3	83 /7 + 4B + 5B	4,800.00	-	-	879.30	3,920.70	
4	83 / 2A	1,000.00	-	-	-	1,000.00	
5	83 / 3	800.00	-	-	-	800.00	
6	86 / 1	1,700.00	-	-	-	1,700.00	
7	90/1A	197.00	-	-	-	197.00	
8	90 / 1B	1,573.00	-	-	-	1,573.00	
9	90/11	3,240.00	-	-	-	3,240.00	
10	90 /10	3,040.00	-	-	-	3,040.00	
11	90/5	1,820.00	-	-	-	1,820.00	
12	90 / 3B	1,990.00	-	-	-	1,990.00	
13	90/7	3,260.00	-	2,560.00	-	700.00	
14	90/8	600.00	-	50.00	-	550.00	
15	90/4	2,380.00	-	2,080.00	-	300.00	
16	91/5	4,190.00	-	2,760.00	-	1,430.00	
TOTAL		1,08,420.00	1,500.00	11,350.00	3,981.56	91,588.44	

BUILT UP AREA SUMMARY

FLOORS	BLDG NO.		
	BLDG 14-G1	BLDG 15-B	BLDG 16-A
STILT / 1ST PARKING	323.17	---	---
1st FLOOR	441.15	451.25	382.22
2nd FLOOR	441.15	451.25	382.22
3rd FLOOR	441.15	451.25	382.22
4th FLOOR	441.15	451.25	382.22
5th FLOOR	441.15	451.25	382.22
6th FLOOR	441.15	451.25	382.22
7th FLOOR (REFUGE)	372.97	380.49	318.70
8th FLOOR	441.15	451.25	382.22
9th FLOOR	441.15	451.25	382.22
10th FLOOR	441.15	451.25	382.22
11th FLOOR	441.15	451.25	382.22
12th FLOOR (REFUGE)	372.97	380.49	318.70
13th FLOOR	441.15	451.25	382.22
14th FLOOR	441.15	451.25	382.22
15th FLOOR	441.15	451.25	382.22
16th FLOOR	441.15	451.25	382.22
17th FLOOR (REFUGE)	372.97	380.49	318.70
18th FLOOR	441.15	451.25	382.22
19th FLOOR	441.15	451.25	382.22
20th FLOOR	441.15	451.25	382.22
21st FLOOR	441.15	451.25	382.22
22nd FLOOR (REFUGE)	372.97	380.49	318.70
23rd FLOOR	441.15	451.25	382.22
24th FLOOR	441.15	451.25	382.22
25th FLOOR	441.15	451.25	382.22
26th FLOOR	441.15	451.25	382.22
27th FLOOR (REFUGE)	372.97	380.49	318.70
28th FLOOR	441.15	451.25	382.22
29th FLOOR	441.15	451.25	382.22
30th FLOOR	441.15	451.25	382.22
31st FLOOR	441.15	451.25	382.22
32nd FLOOR (REFUGE)	372.97	380.49	318.70
33th FLOOR	441.15	451.25	382.22
34th FLOOR	441.15	451.25	382.22
35th FLOOR	441.15	451.25	382.22
36th FLOOR	441.15	451.25	394.31
37th FLOOR	388.42	420.74	398.35
TOTAL	16,183.91	16,241.18	13,789.24
NO. OF BLDG.	1.00	1.00	1.00
TOTAL AREA	16,183.91	16,241.18	13,789.24
TOTAL B.U. AREA (BLDG 14G,15 16A,)			46,214.33

TENAMENT (SALE BLDG.)

BLDG. NO.	NO OF FLATS
BLDG. 14-G1	212
BLDG. 15-B	276
BLDG. 16-A	277
TOTAL	765

REGULATIONS APPLICABLE AT THE TIME OF SANCTION BY COLLECTOR, RAIGAD

For Sector - 5 [14-G1, 15-B & 16-A]

**			
BLDG. Nos.	DESCRIPTION	FLAT NOS.	REQ. PARKING
1463	1/3 tenement with built up area exceeding 50 sq.m. and not above 100 sq.m.	286	69
	1/2 tenement with built up area exceeding 100 sq.m.	6	3
15B	1/3 Tenement with built up area exceeding 50 sq.m. and not above 100 sq.m.	268	89
	1/2 Tenement with built up area exceeding 100 sq.m.	9	5
16A	1/3 Tenement with built up area exceeding 50 sq.m. and not above 100 sq.m.	277	92
	1/2 Tenement with built up area exceeding 100 sq.m.	0	0
	TOTAL PARKING		257
	REQUIRED VISITORS PARKING 10 %		26
	TOTAL REQUIRED CAR PARKINGS		283

PROVIDED PARKING STATEMENT FOR SECTOR - 5

BUILDING NO. -BLDG 14G1,15B,& 16A.

FLOORS	BIG CAR	SMALL CAR	TOTAL CARS	TWO WHEELER
BASEMENT 2	101	98	199	14
BASEMENT 1	119	82	201	
GROUND FLOOR	75	67	142	
FIRST FLOOR / STILT	60	58	118	
TOTAL	355	305	660	14

TENAMENT AREA STATEMENT

BUILDING - 14-G1

FLOORS	FLAT NO.	CARPET AREA	BALCONY AREA	TOTAL CARPET AREA	ADD AREA
1ST TO 6TH, 8TH TO 11TH, 13TH TO 16TH, 18TH TO 21ST, 23RD TO 26TH, 28TH TO 31ST, 33RD TO 36TH FLOOR	1	40.95	4.22	45.17	76.81
	2	40.95	4.22	45.17	76.81
	3	40.95	4.22	45.17	76.81
	4	40.95	4.22	45.17	76.81
	5	40.95	4.22	45.17	76.81
	6	40.95	4.22	45.17	76.81
7TH, 12TH, 17TH, 22ND, 27TH & 32ND REFUGE FLOOR	1	40.95	4.22	45.17	76.81
	2	40.95	4.22	45.17	76.81
	3	40.95	4.22	45.17	76.81
	4	40.95	4.22	45.17	76.81
	5	40.95	4.22	45.17	76.81
	6	40.95	4.22	45.17	76.81
37TH FLOOR	1	40.95	4.22	45.17	76.81
	2	40.95	4.22	45.17	76.81
	3	40.95	4.22	45.17	76.81
	4	40.95	4.22	45.17	76.81
	5	40.95	4.22	45.17	76.81
	6	40.95	4.22	45.17	76.81

TENAMENT AREA STATEMENT

BUILDING - 15-B

FLOORS	FLAT NO.	CARPET AREA	BALCONY AREA	TOTAL CARPET AREA	ADD AREA
1ST TO 6TH, 8TH TO 11TH, 13TH TO 16TH, 18TH TO 21ST, 23RD TO 26TH, 28TH TO 31ST, 33RD TO 36TH FLOOR	1	40.95	4.22	45.17	76.81
	2	40.95	4.22	45.17	76.81
	3	40.95	4.22	45.17	76.81
	4	40.95	4.22	45.17	76.81
	5	40.95	4.22	45.17	76.81
	6	40.95	4.22	45.17	76.81
7TH, 12TH, 17TH, 22ND, 27TH & 32ND REFUGE FLOOR	1	40.95	4.22	45.17	76.81
	2	40.95	4.22	45.17	76.81
	3	40.95	4.22	45.17	76.81
	4	40.95	4.22	45.17	76.81
	5	40.95	4.22	45.17	76.81
	6	40.95	4.22	45.17	76.81
37TH FLOOR	1	40.95	4.22	45.17	76.81
	2	40.95	4.22	45.17	76.81
	3	40.95	4.22	45.17	76.81
	4	40.95	4.22	45.17	76.81
	5	40.95	4.22	45.17	76.81
	6	40.95	4.22	45.17	76.81

TENAMENT AREA STATEMENT

BUILDING - 16-A

FLOORS	FLAT NO.	CARPET AREA	BALCONY AREA	TOTAL CARPET AREA	ADD AREA
1ST TO 6TH, 8TH TO 11TH, 13TH TO 16TH, 18TH TO 21ST, 23RD TO 26TH, 28TH TO 31ST, 33RD TO 36TH FLOOR	1	43.25	3.53	46.78	66.05
	2	38.47	4.56	43.03	61.62
	3	38.47	4.56	43.03	61.62
	4	38.47	4.56	43.03	61.62
	5	38.47	4.56	43.03	61.62
	6	38.47	4.56	43.03	61.62
7TH, 12TH, 17TH, 22ND, 27TH & 32ND REFUGE FLOOR	1	38.47	4.56	43.03	61.62
	2	38.47	4.56	43.03	61.62
	3	38.47	4.56	43.03	61.62
	4	38.47	4.56	43.03	61.62
	5	38.47	4.56	43.03	61.62
	6	38.47	4.56	43.03	61.62
37TH FLOOR	1	39.85	3.04	42.89	59.85
	2	39.85	3.04	42.89	59.85
	3	39.85	3.04	42.89	59.85
	4	39.85	3.04	42.89	59.85
	5	39.85	3.04	42.89	59.85
	6	39.85	3.04	42.89	59.85

PROFORMA -B 1/ 21

CONTENTS OF SHEET

BLOCK PLAN, LOCATION PLAN

STAMP AND DATE OF RECEIPT OF PLAN

STAMP AND DATE OF APPROVAL OF PLAN

PROFORMA - I

Area Statement For Approval

		Sale Plot	Rental Plot
1	Area of the proposal approved by MMRDA (as per L.C)		95,570.00
2	Area of plot as mentioned in measurement plan		95,570.00
3	Area considered (least of above)		95,570.00
	Deductions For		
	(a) Area under 30 M wide road (as per earlier approved permission and Location clearance)		3,981.56
	(b) Any Reservation		NIL
4	(Total a+b+c+d)		3,981.56
5	Gross Area of plot (3-4)		91,588.44
6	Deduction for Amenity space, 7.5 % of 5		6,869.13
	Amenity Space provided		6,869.89
7	Net Area of Plot (5-6) for FSI computation		84,718.55
		Sale Plot	**Rental Plot**
8	Area For Proposed Approval	63,538.91	21,179.64
9	Permissible FSI	3.00	1.00
10	Permissible Builtup Area (5x7) (after adjusting excess area provided in rental part)	2,54,048.58	84,718.55
11	Permissible Commercial Area 15% of (8)	38,107.29	12,707.78
12	Proposed Commercial Built Up Area	-	244.33
13	Amenity spaces required (in proportion of 4)	5,151.85	1,717.28
14	Amenity spaces provided	5,152.55	1,717.34
15	Recreation Grounds required(8%ON 6)	5,083.11	1,694.37
16	Recreation Grounds provided	7,413.79	4,526.15
17	Built Up Area approved by district collector Raigad	2,53,931.84	
18A	O.C. Granted Built Up Area for builindg No 1E, 2G ,3C 4D, 5C, 6G as per as-built drawing	69,013.29	84,825.62
18B	O.C granted Built Up Area for builindg No 8G1, 9C1, 10G & 20C1 as per as-built drawing	54,488.96	
18C	O.C granted Built Up Area for builindg No 11F,17G,18E&19C as per as-built drawing	59,579.88	
18D	**Proposed Built Up Area for building no. 14G1, 15B & 16A as per as-built drawing**	**46,214.33**	
19	**TOTAL BUILT UP AREA (18A+18B+18C+18D)**	**2,29,296.46**	
20	Balance Built Up Area for building no.21 i) as per collector approval (17 - 19)	24,635.38	-107.07
	ii) as per permissible BUA (10 - 19)	24,752.12	
21	FSI Consumed for O. C. Granted builindgs No 1E, 2G , 3C 4D, 5C, 6G	0.81	
22	FSI Consumed for O. C. Granted builindgs No 8G1, 9C1, 10G & 20C1	0.64	1.00
23	FSI Consumed for O. C. Granted builindgs No 11F, 17G,18E &19c	0.70	-
24	FSI going to be Consumed for builindg No 14G,15B, &16A	0.55	-
25	Overall FSI consumed so far (20+21+22+23+24)	2.71	-
26	FSI Balance (9-25)	0.29	-

PROFORMA - II

I, (Name : Vaibhav Borkar) have been employed by the applicant as his Architect / Licensed examined the boundaries and the area of the plot Engineer / Structural Engineer / Supervisor. I have and I do hereby certified that I have personally verified and checked all the statements made by the applicant who is the owner / lessee in possession of the plot as in the above form and found them to be correct

Date : 20 / 11 / 2019

Signature of Architect / Licensed Engineer / Structural Engineer / Supervisor

Address : Indiabulls Finance Center, Tower -1, 15th Floor, Senapati Bapat Marg, Elphinstone Road, Mumbai 400 013.
Email ID : vaibhav.borkar@indiabulls.com Mobile : 9820306474

AR. VAIBHAV BORKAR
COA REG. NO. : CA/2003/30717.

CERTIFICATE OF AREA

Certified that the plot under reference was surveyed by me on 12.12.2014 and the dimensions of side etc. of plot stated on plan are as measured on site and the area so worked out tallies with the area stated in document of ownership/T.P. Scheme Records/ Land Records Department /city survey record.

Signature of Owner

Signature of Architect

M/S LUCINA LAND DEVELOPMENT LTD.

AR.VAIBHAV BORKAR

DESCRIPTION OF PROPOSAL & PROPERTY

PROPOSED DEVELOPMENT OF RENTAL HOUSING SCHEME ON LAYOUT BEARING S. NO. 80/A,85/0,83/7+4B+5B,83/2A,83/3,86/1,90/1A,90/1B,90/11,90/10,90/9,90/3B,90/7,90/8,90/4, 91/5 VILLAGE KON, TALUKA - PANVEL, DIST.RAIGAD.

NORTH	JOB. NO.	DRG. NO.	DRAWN BY
	322	1/ 21	
	SCALE	DATE	CHECKED BY
	1: 1000		

REVISIONS DESCRIPTION :

B-0

NAME OF THE OWNER

M/S LUCINA LAND DEVELOPMENT LIMITED.

NAME ADDRESS AND SIGNATURE OF ARCHITECT (L.S.) SIGNATURE

Octave Consultants
Architects, Interior & Landscape Designers
Indiabulls Finance Center, Tower -1, 15th Floor,Senapati Bapat Marg, Elphinstone Road, Mumbai 400 013.

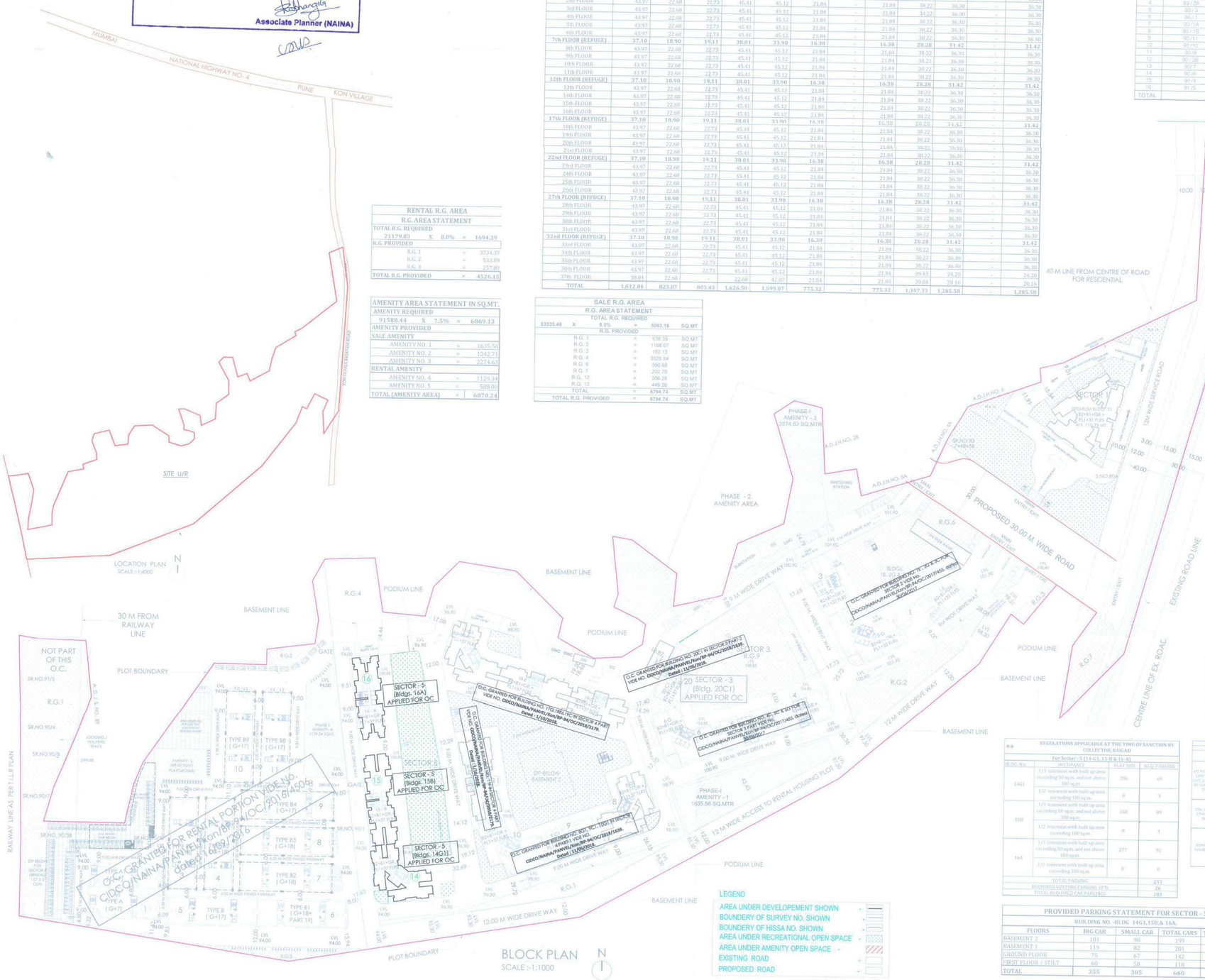
NOT PART OF THIS O.C.
SR.NO.91/5
R.G.1
SR.NO.90/4
SR.NO.90/8
SR.NO.90/7
SR.NO. 90/10
SR.NO. 90/1
SR.NO. 90/11
SR.NO. 90/9
SR.NO. 90/3B
SR.NO. 90/7
SR.NO. 90/8
SR.NO. 90/4
SR.NO. 91/5
30 M FROM RAILWAY LINE
RAILWAY LINE AS PER T.I.L.R PLAN
PLOT BOUNDARY
BASEMENT LINE
PODIUM LINE
R.G.4
R.G.3
R.G.2
R.G.6
R.G.7
R.G.12
R.G.13
SECTOR - 5 (Bldgs. 16A) APPLIED FOR OC
SECTOR - 5 (Bldgs. 15B) APPLIED FOR OC
SECTOR - 5 (Bldgs. 14G1) APPLIED FOR OC
20 SECTOR - 3 (Bldg. 20C1) APPLIED FOR OC
SECTOR 3
SECTOR 5
O.C. GRANTED FOR BUILDING NO. 20C1 IN SECTOR 3 PART-2 VIDE NO. CIDCO/NAINA/PANVEL/Kon/BP-94/OC/2018/1639. Dated : 11/09/2018.
O.C. GRANTED FOR BUILDING NO. 17G,18E,11F,19C IN SECTOR 3 PART-1 VIDE NO. CIDCO/NAINA/PANVEL/Kon/BP-94/OC/2018/1379. Dated : 11/07/2018.
O.C. GRANTED FOR BUILDING NO. 1E, 2G, 3C & 4D, 5C, 6G IN SECTOR 5 VIDE NO. CIDCO/NAINA/PANVEL/Kon/BP-94/OC/2018/1639. Dated : 11/09/2018.
O.C. GRANTED FOR BUILDING NO. 8G1, 9C1, 10G1 IN SECTOR 5 PART-1 VIDE NO. CIDCO/NAINA/PANVEL/Kon/BP-94/OC/2018/1639. Dated : 11/09/2018.
O.C. GRANTED FOR RENTAL PORTION VIDE NO. CIDCO/NAINA/PANVEL/OC/2016/606 dated : 16/09/2016
O.C. GRANTED FOR BUILDING NO. 1E, 2G, 3C & 4D, 5C, 6G IN SECTOR 5 PART-2 VIDE NO. CIDCO/NAINA/PANVEL/OC/2017/455. dated : 30/06/2017.
O.C. GRANTED FOR BUILDING NO. 8G1, 9C1, 10G & 20C1 IN SECTOR 5 PART-2 VIDE NO. CIDCO/NAINA/PANVEL/OC/2017/455. dated : 30/06/2017.
PHASE-I AMENITY - 3 2274.63 SQ.MTR
PHASE - 2 AMENITY AREA
PHASE-I AMENITY - 1 1635.56 SQ.MTR
SWITCHING STATION
A.D.J.N.NO. 2B
A.D.J.N.NO. 4
A.D.J.N.NO. 5A
A.D.J.N.NO. 5B
A.D.J.N.NO. 6
S.NO.80/A 7+4B+5B
S.NO.85/A
S.NO.83/2A
S.NO.83/3
S.NO.86/1
S.NO.90/1A
S.NO.90/1B
S.NO.90/11
S.NO.90/10
S.NO.90/9
S.NO.90/3B
S.NO.90/7
S.NO.90/8
S.NO.90/4
S.NO.91/5
40 M LINE FROM CENTRE OF ROAD FOR RESIDENTIAL
10M WIDE SERVICE ROAD
PROPOSED 30.00 M WIDE ROAD
EXISTING ROAD LINE
CENTRE LINE OF EX. ROAD
12 M WIDE ACCESS TO RENTAL HOUSING PLOT
9.00 M WIDE DRIVE WAY
12.00 M WIDE DRIVE WAY
8.7 M WIDE DRIVE WAY
7.0 M WIDE DRIVE WAY
ENTRY/ EXIT
GATE
OHT
UGT
SUMP
SUBSTATION
TYPE A (G+7)
TYPE B (G+17)
TYPE B1 (G+18+ PART 19)
TYPE B2 (G+18)
TYPE B3 (G+18)
TYPE B4 (G+17)
TYPE B8 (G+17)
SECTOR
PODIUM (STILT + 1ST PARKING + 2ND PARKING)
GROUND FLOOR
FIRST FLOOR
SECOND FLOOR
TYPICAL FLOOR
TERRACE FLOOR
LOBBY
LIFT
STAIR
LIFT MACHINE ROOM
SERVICE SHAFT
SERVICE DUCT
SERVICE AREA
SERVICE TERRACE
SERVICE BALCONY
SERVICE LOBBY
SERVICE STAIR
SERVICE LIFT
SERVICE

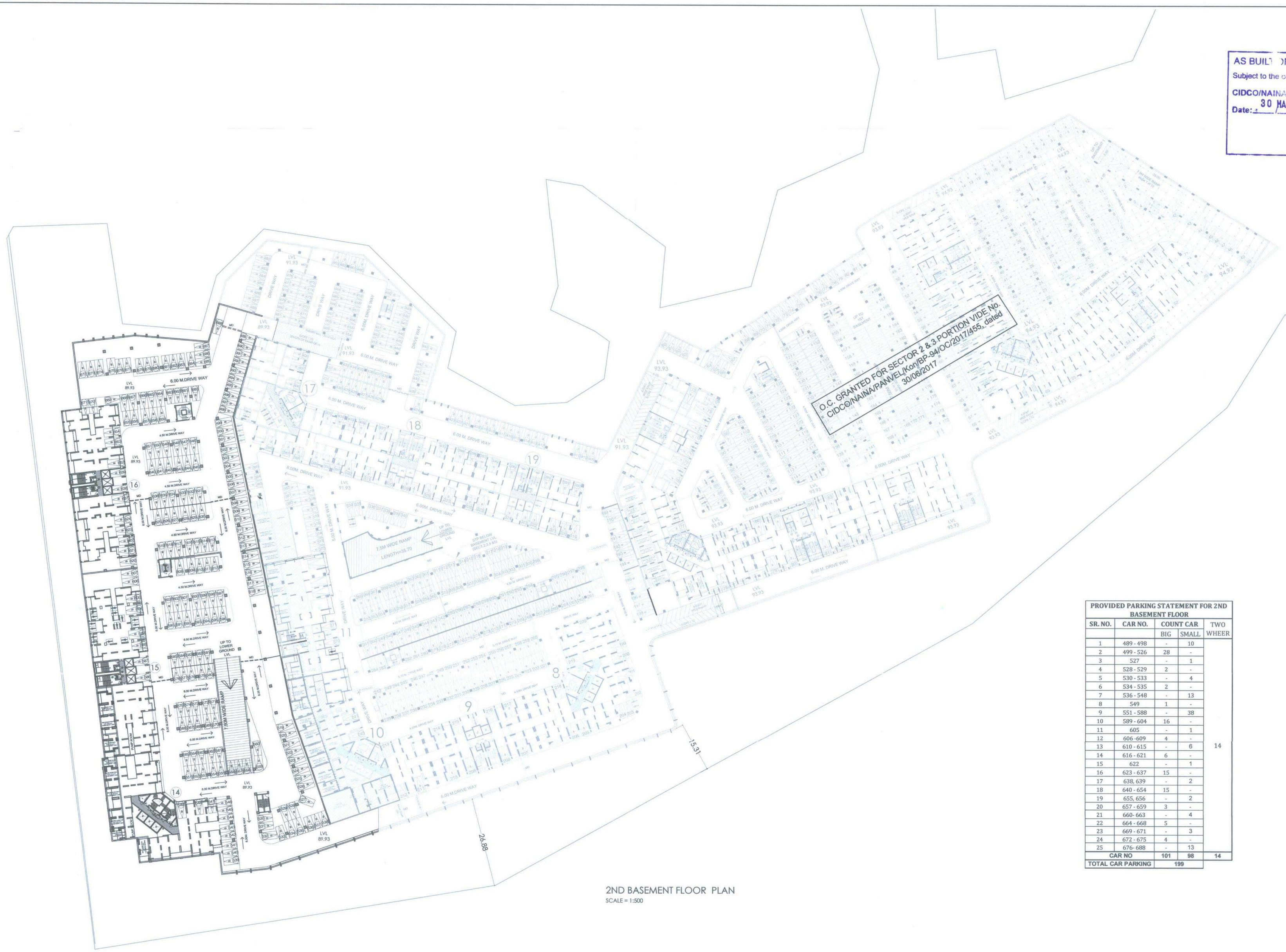

2ND BASEMENT FLOOR PLAN
SCALE = 1:500

PROVIDED PARKING STATEMENT FOR 2ND BASEMENT FLOOR				
SR. NO.	CAR NO.	COUNT CAR		TWO WHEER
		BIG	SMALL	
1	489 - 498	-	10	14
2	499 - 526	28	-	
3	527	-	1	
4	528 - 529	2	-	
5	530 - 533	-	4	
6	534 - 535	2	-	
7	536 - 548	-	13	
8	549	1	-	
9	551 - 588	-	38	
10	589 - 604	16	-	
11	605	-	1	
12	606 -609	4	-	
13	610 - 615	-	6	
14	616 - 621	6	-	
15	622	-	1	
16	623 - 637	15	-	
17	638, 639	-	2	
18	640 - 654	15	-	
19	655, 656	-	2	
20	657 - 659	3	-	
21	660- 663	-	4	
22	664 - 668	5	-	
23	669 - 671	-	3	
24	672 - 675	4	-	
25	676- 688	-	13	
CAR NO		101	98	14
TOTAL CAR PARKING		199		

PROFORMA -B | 2/ 21

CONTENTS OF SHEET

2ND BASEMENT FLOOR PLAN

STAMP AND DATE OF RECEIPT OF PLAN

AS BUILT DRAWINGS APPROVED
Subject to the conditions mentioned in this office letter no.
CIDCO/NAINA/PANVEL/Kon/BP-94/OC/2019/385/SAP(SP(BP))/120
Date: 30 MAR 2019
Associate Planner (NAINA)

STAMP AND DATE OF APPROVAL OF PLAN

DESCRIPTION OF PROPOSAL & PROPERTY

PROPOSED DEVELOPMENT OF RENTAL HOUSING SCHEME ON LAYOUT BEARING S.NO.80/A,85/0,83/7+48+58,83/2A,83/3,86/1,90/1A,90/1B,90/11,90/10,90/9,90/38,90/7,90/8,90/4,91/5 VILLAGE KON, TALUKA - PANVEL, DIST.RAIGAD.

NORTH	JOB. NO.	DRG. NO.	DRAWN BY
	322	2/ 21	AMOL
	SCALE	DATE	CHECKED BY
	1: 500	-	-
REVISIONS	DESCRIPTION :		

NAME OF THE OWNER | SIGNATURE

M/S LUCINA LAND DEVELOPMENT LTD.

NAME ADDRESS AND SIGNATURE OF ARCHITECT

Octave Consultants
Architects, Interior & Landscape Designers
Indiabulls Finance Center, Tower -1, 15th Floor,Senapati Bapat Marg, Elphinstone Road, Mumbai 400 013.

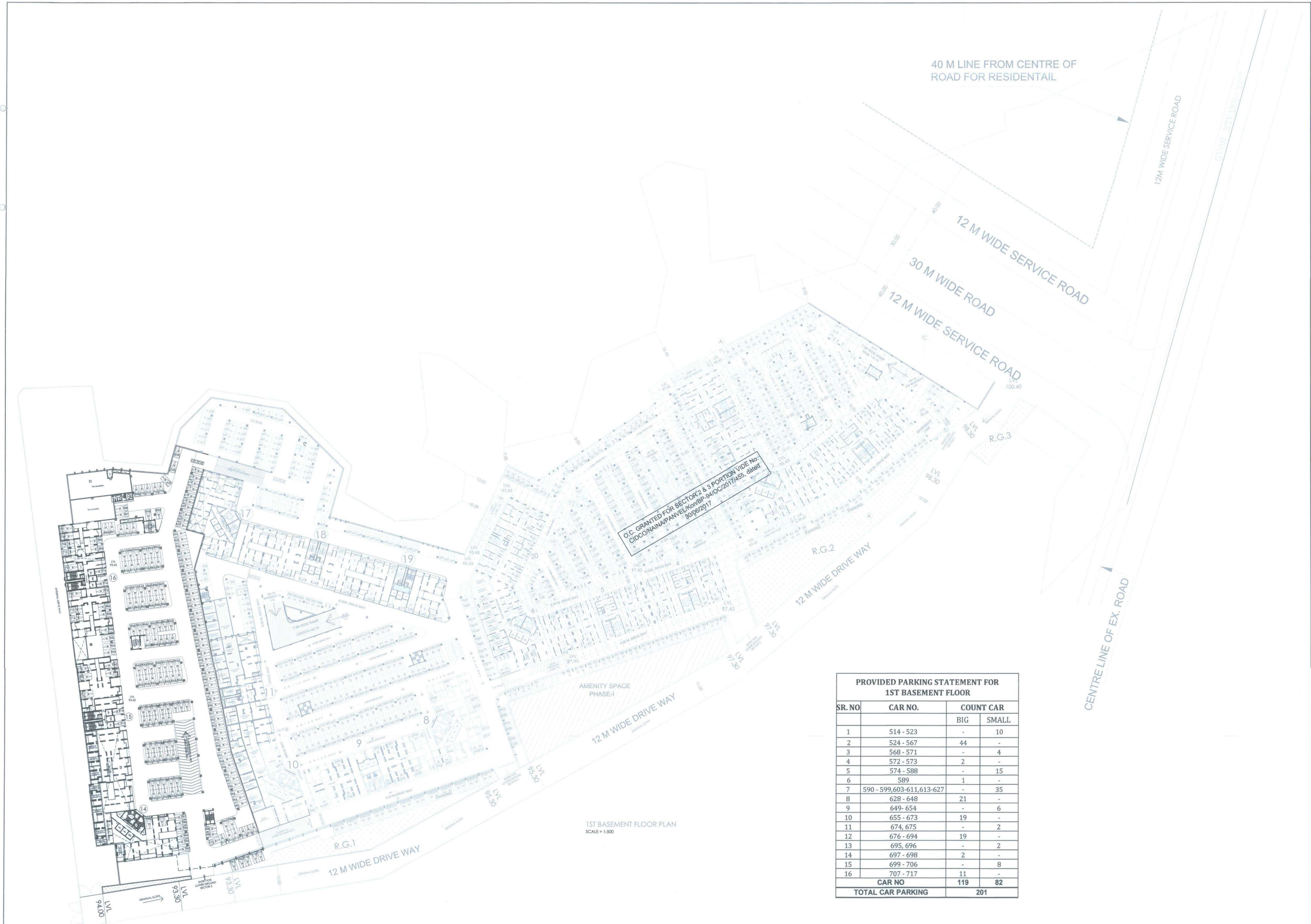

PROVIDED PARKING STATEMENT FOR 1ST BASEMENT FLOOR			
SR. NO	CAR NO.	COUNT CAR	
		BIG	SMALL
1	514 - 523	-	10
2	524 - 567	44	-
3	568 - 571	-	4
4	572 - 573	2	-
5	574 - 588	-	15
6	589	1	-
7	590 - 599,603-611,613-627	-	35
8	628 - 648	21	-
9	649- 654	-	6
10	655 - 673	19	-
11	674, 675	-	2
12	676 - 694	19	-
13	695, 696	-	2
14	697 - 698	2	-
15	699 - 706	-	8
16	707 - 717	11	-
CAR NO		119	82
TOTAL CAR PARKING		201	

PROFORMA -B

3/ 21

CONTENTS OF SHEET

1ST BASEMENT FLOOR PLAN

STAMP AND DATE OF RECEIPT OF PLAN

AS BUILT DRAWINGS APPROVED
Subject to the conditions mentioned in this office letter no.
CIDCO/NAINA/PANVEL/Kon/BP-94/OC/2019/385/GAP/SOCAP/120
Date: 30 MAR 2019
Associate Planner (NAINA)

STAMP AND DATE OF APPROVAL OF PLAN

DESCRIPTION OF PROPOSAL & PROPERTY

PROPOSED DEVELOPMENT OF RENTAL HOUSING SCHEME ON LAYOUT BEARING S.NO.80/A,85/0,83/7+4B+58,83/2A,83/3,86/1,90/1A,90/1B,90/11, 90/10,90/9,90/3B,90/7,90/8,90/4,91/5 VILLAGE KON, TALUKA - PANVEL, DIST.RAIGAD.

NORTH	JOB. NO.	DRG. NO.	DRAWN BY
	322	3/ 21	AMOL
	SCALE	DATE	CHECKED BY
	1: 500	-	-
REVISIONS	DESCRIPTION :		

NAME OF THE OWNER

M/S LUCINA LAND DEVELOPMENT LIMITED.

SIGNATURE

NAME ADDRESS AND SIGNATURE OF LICENSE SURVEYOR

Octave Consultants
Architects, Interior & Landscape Designers
Indiabulls Finance Center, Tower -1, 15th Floor,Senapati Bapat Marg, Elphinstone Road, Mumbai 400 013.

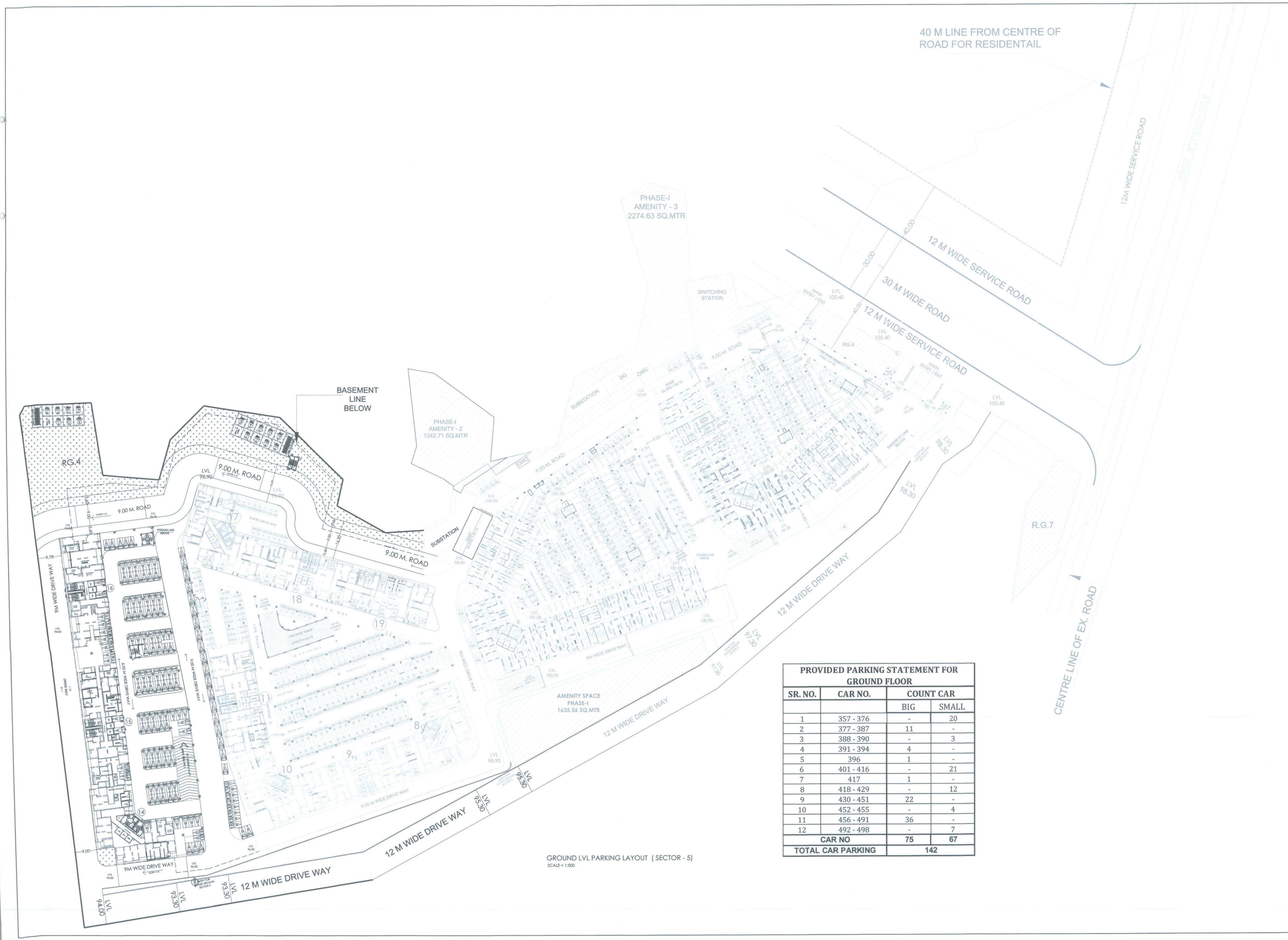

GROUND LVL PARKING LAYOUT (SECTOR - 5)
SCALE = 1:500

PROVIDED PARKING STATEMENT FOR GROUND FLOOR			
SR. NO.	CAR NO.	COUNT CAR	
		BIG	SMALL
1	357 - 376	-	20
2	377 - 387	11	-
3	388 - 390	-	3
4	391 - 394	4	-
5	396	1	-
6	401 - 416	-	21
7	417	1	-
8	418 - 429	-	12
9	430 - 451	22	-
10	452 - 455	-	4
11	456 - 491	36	-
12	492 - 498	-	7
CAR NO		75	67
TOTAL CAR PARKING		142	

PROFORMA -B | 4/ 21

CONTENTS OF SHEET

GROUND LVL PARKING LAYOUT (SECTOR - 1 & 5)

STAMP AND DATE OF RECEIPT OF PLAN

AS BUILT DRAWINGS APPROVED
Subject to the conditions mentioned in this office letter no.
CIDCO/NAINA/ PANVEL/Kon/BP-94/OC/2019
Date: 30 MAR 2019
Associate Plannar (NAINA)

STAMP AND DATE OF APPROVAL OF PLAN

DESCRIPTION OF PROPOSAL & PROPERTY

PROPOSED DEVELOPMENT OF RENTAL HOUSING SCHEME ON LAYOUT BEARING S.NO.80/A,85/0,83/7+4B+5B,83/2A,83/3,86/1,90/1A,90/18,90/11,90/10,90/9,90/3B,90/7,90/8,90/4,91/5 VILLAGE KON, TALUKA - PANVEL, DIST.RAIGAD.

NORTH	JOB. NO.	DRG. NO.	DRAWN BY
	322	4/ 21	-
	SCALE	DATE	CHECKED BY
	1: 500	-	-
REVISIONS	DESCRIPTION :		

NAME OF THE OWNER — SIGNATURE

M/S LUCINA LAND DEVELOPMENT LIMITED.

NAME ADDRESS AND SIGNATURE OF LICENSE SURVEYOR

Octave Consultants
Architects, Interior & Landscape Designers
Indiabulls Finance Center, Tower -1, 15th Floor,Senapati Bapat Marg, Elphinstone Road, Mumbai 400 013.



STILT / 1ST PARKING LEVEL PLAN (SECTOR - 5)
SCALE = 1:500

PROVIDED PARKING STATEMENT FOR 1ST PARKING FLOOR			
SR. NO.	CAR NO.	COUNT CAR	
		BIG	SMALL
1	336 - 339	-	4
2	340 - 364	25	-
3	365 - 368	-	4
4	369 - 372	4	-
5	373 - 378	-	6
6	377 - 390	14	-
7	391 - 420	-	10
8	421	1	-
9	428 - 432	-	5
10	433 - 444	2	-
11	438 - 437	-	2
12	438 - 439	2	-
13	440	-	1
14	441 - 447	7	-
15	448	-	1
16	449 - 453	5	-
CAR NO		60	58
TOTAL CAR PARKING		118	

PROFORMA -B	5/ 21

CONTENTS OF SHEET

STILT / 1ST PARKING LEVEL PLAN (SECTOR -5)

STAMP AND DATE OF RECEIPT OF PLAN

AS BUILT DRAWINGS APPROVED
Subject to the conditions mentioned in this office letter no.
CIDCO/NAINA/PANVEL/Kon/BP-94/OC/2018/355/SAP/SP(BP)
Date: 30 MAR 2019
Associate Planner (NAINA)

STAMP AND DATE OF APPROVAL OF PLAN

DESCRIPTION OF PROPOSAL & PROPERTY

PROPOSED DEVELOPMENT OF RENTAL HOUSING SCHEME ON LAYOUT BEARING S.NO.80/A,85/0,83/7+4B+5B,83/2A,83/3,86/1,90/1A,90/1B,90/11,90/10,90/9,90/38,90/7,90/8,90/4,91/5 VILLAGE KON, TALUKA - PANVEL, DIST.RAIGAD.

NORTH	JOB. NO.	DRG. NO.	DRAWN BY
	322	5/ 21	AMOL
	SCALE	DATE	CHECKED BY
	1: 500	-	-
REVISIONS	DESCRIPTION :		

NAME OF THE OWNER	SIGNATURE
M/S LUCINA LAND DEVELOPMENT LIMITED.	

NAME ADDRESS AND SIGNATURE OF ARCHITECT (L.S.)	SIGNATURE
Octave Consultants Architects, Interior & Landscape Designers Indiabulls Finance Center, Tower -1, 15th Floor,Senapati Bapat Marg, Elphinstone Road, Mumbai 400 013.	

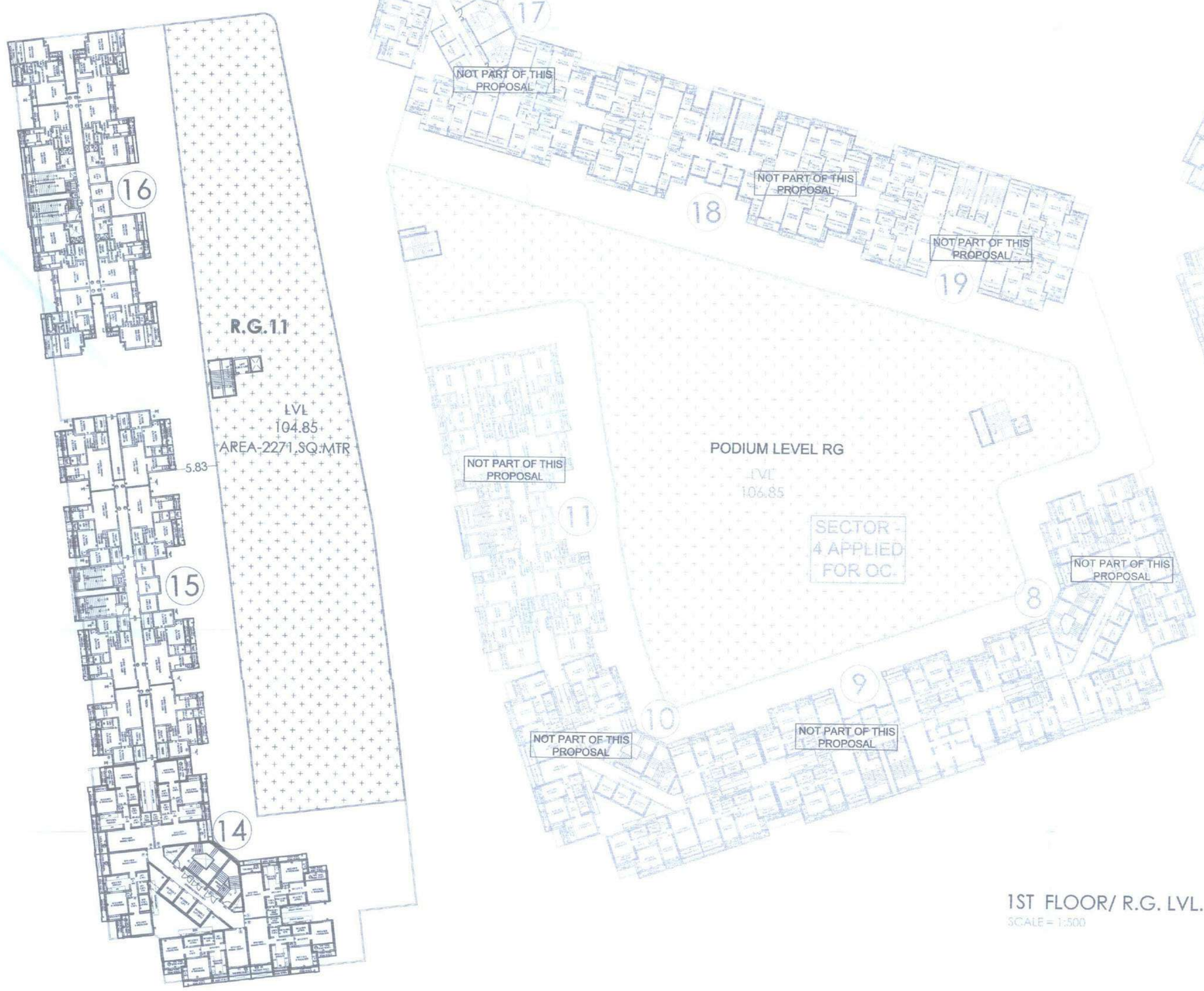

1ST FLOOR/ R.G. LVL. PLAN (SECTOR- 4)

SCALE = 1:500

PROFORMA -B | 6/ 21

CONTENTS OF SHEET

1ST FLOOR/ R.G. LVL. PLAN (SECTOR -5)

STAMP AND DATE OF RECEIPT OF PLAN

AS BUILT DRAWINGS APPROVED

Subject to the conditions mentioned in this office letter no.

CIDCO/NAINA/ PANVEL/Kon/BP-94/OC/2019/3351/SP(P)

Date: 30 MAR 2019

Associate Planner (NAINA)

STAMP AND DATE OF APPROVAL OF PLAN

DESCRIPTION OF PROPOSAL & PROPERTY

PROPOSED DEVELOPMENT OF RENTAL HOUSING SCHEME ON LAYOUT BEARING S.NO.80/A,85/0,83/7+48+58,83/2A,83/3,86/1,90/1A,90/18,90/11, 90/10,90/9,90/38,90/7,90/8,90/4,91/5 VILLAGE KON, TALUKA - PANVEL, DIST.RAIGAD.

NORTH	JOB. NO.	DRG. NO.	DRAWN BY
	322	6/ 21	AMOL
	SCALE	DATE	CHECKED BY
	1: 400	-	-

REVISIONS	DESCRIPTION :
R-0	

NAME OF THE OWNER	SIGNATURE
M/S LUCINA LAND DEVELOPMENT LIMITED.	

NAME ADDRESS AND SIGNATURE OF ARCHITECT (L.S.)	SIGNATURE
Octave Consultants Architects, Interior & Landscape Designers Indiabulls Finance Center, Tower -1, 15th Floor,Senapati Bapat Marg, Elphinstone Road, Mumbai 400 013.	

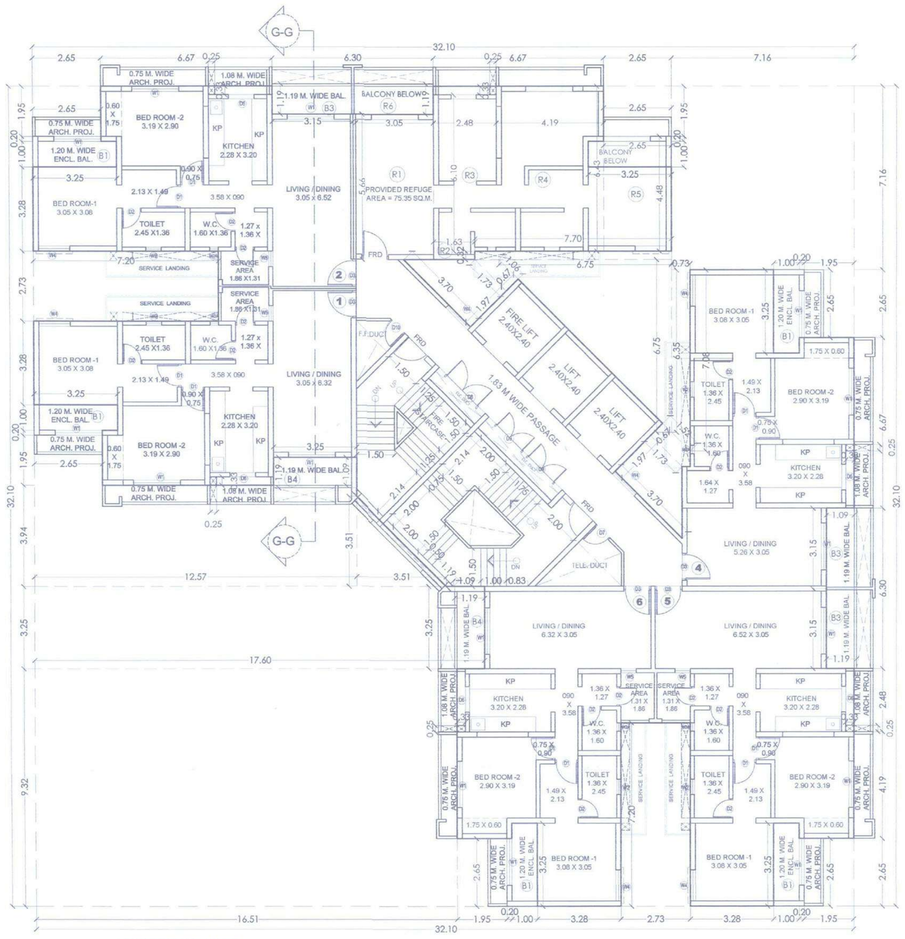
G-G
BED ROOM -2 3.19 X 2.90
KITCHEN 2.28 X 3.20
LIVING / DINING 3.05 X 6.52
BALCONY BELOW
PROVIDED REFUGE AREA = 75.35 SQ.M.
BED ROOM -1 3.05 X 3.06
TOILET 2.45 X1.36
W.C. 1.60 X1.36
SERVICE AREA 1.86 X1.31
SERVICE LANDING
LIVING / DINING 3.05 X 6.32
1.83 M WIDE PASSAGE
FIRE LIFT 2.40X2.40
LIFT 2.40X2.40
F.F.DUCT
FRD
TELE.DUCT
LIVING / DINING 5.26 X 3.05
LIVING / DINING 6.32 X 3.05
LIVING / DINING 6.52 X 3.05
KITCHEN 3.20 X 2.28
SERVICE AREA 1.31 X 1.86
BED ROOM -1 3.08 X 3.05
BED ROOM -2 2.90 X 3.19
1.19 M. WIDE BAL.
1.09 M. WIDE BAL.
1.08 M. WIDE ARCH. PROJ.
0.75 M. WIDE ARCH. PROJ.
1.20 M. WIDE ENCL. BAL.
0.76 M. WIDE ARCH. PROJ.
1.75 X 0.60
1.49 X 2.13
1.64 X 1.27
1.36 X 1.27
1.36 X 1.60
1.36 X 2.45
1.36 X 1.36
1.36 X 1.16
1.26 X 1.64
1.24 X 1.35
1.28 X 1.30
1.31 X 1.72
0.75 X 0.90
0.80 X 1.55
0.60 X 1.75
0.90 X 0.75
0.95 X 0.75
0.60 X 0.90
0.90 X 0.90
0.90 X 3.58
0.90 X 3.68
0.90 X 1.05
1.00 X 0.75
1.00 X 0.90
1.00 X 0.95
1.00 X 1.75
1.00 X 1.45
1.40 X 0.825
1.50 X 1.50
1.50 X 1.05
1.50 X 1.00
1.50 X 1.20
1.50 X 1.30
1.50 X 1.50
1.50 X 1.60
1.50 X 1.65
1.50 X 1.70
1.50 X 1.75
1.50 X 1.80
1.50 X 1.85
1.50 X 1.90
1.50 X 1.95
1.50 X 2.00
1.50 X 2.05
1.50 X 2.10
1.50 X 2.14
1.50 X 2.15
1.50 X 2.20
1.50 X 2.25
1.50 X 2.30
1.50 X 2.35
1.50 X 2.40
1.50 X 2.45
1.50 X 2.50
1.50 X 2.55
1.50 X 2.60
1.50 X 2.65
1.50 X 2.70
1.50 X 2.75
1.50 X

CONTENTS OF SHEET

36TH LOWER DUPLEX FLOOR PLAN (BUILDING NO - 14-G1)
37TH UPPER DUPLEX FLOOR PLAN
LINE AREA DIAGRAM CALCULATION & CARPET AREA STATMENT
SCHEDUL OF DOOR & WINDOW OPENING

STAMP AND DATE OF RECEIPT OF PLAN

AS BUILT DRAWINGS APPROVED
Subject to the conditions mentioned in this office letter no.
CIDCO/NAINA/ PANVEL/Kon/BP-94/OC/2019/385/SAP/SP(BP)/20
Date: 30 MAR, 2015

Associate Planner (NAINA)

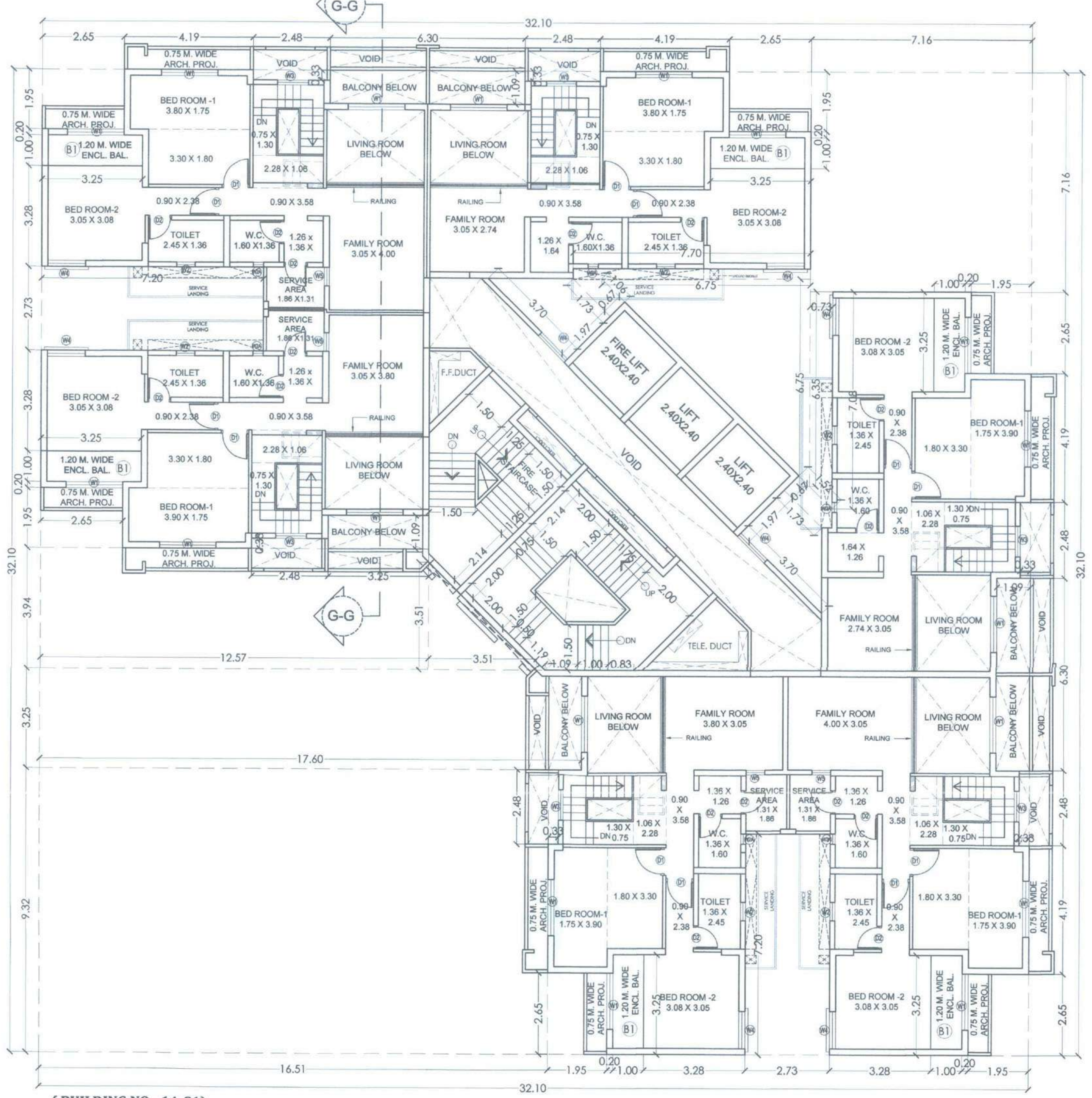

(BUILDING NO - 14-G1)
37TH UPPER DUPLEX FLOOR PLAN
SCALE :- 1:100

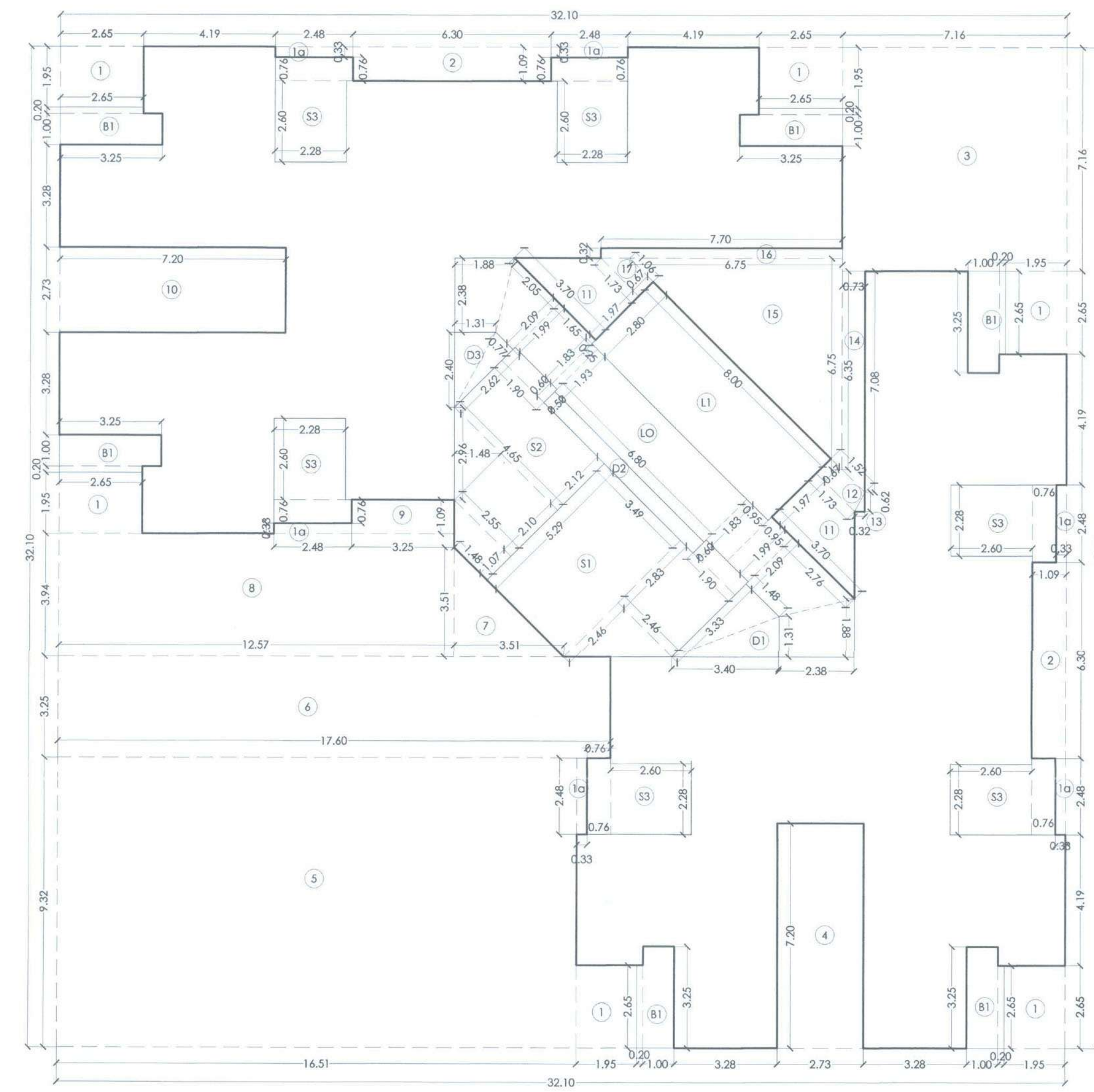

LINE AREA DIAGRAM FOR (BUILDING NO - 14-G1)
37TH UPPER DUPLEX FLOOR PLAN
SCALE :- 1:100

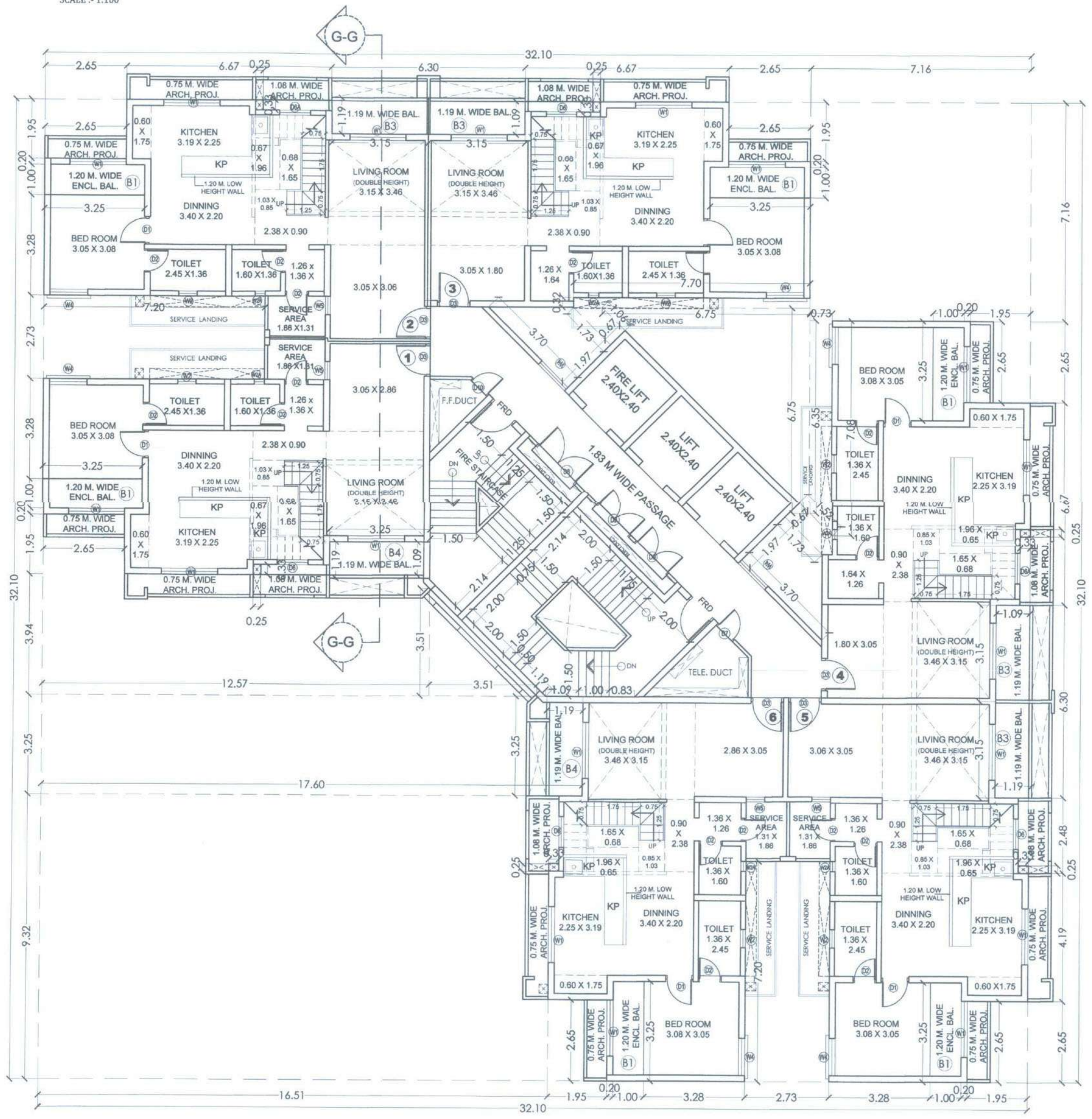

(BUILDING NO - 14-G1)
36TH LOWER DUPLEX FLOOR PLAN
SCALE :- 1:100

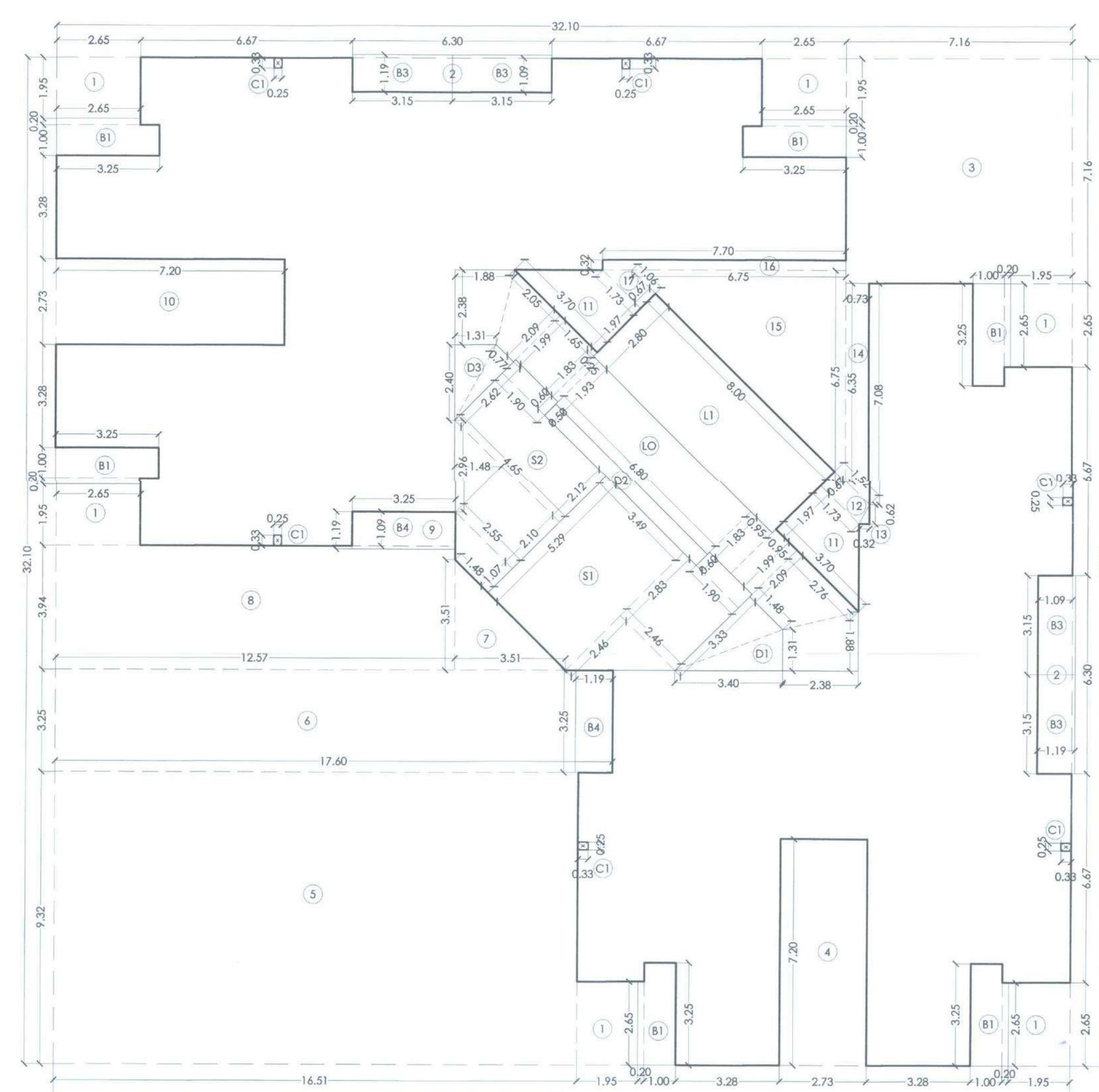

LINE AREA DIAGRAM FOR (BUILDING NO - 14-G1)
36TH LOWER DUPLEX FLOOR PLAN
SCALE :- 1:100

SCHEDULE OF DOOR & WINDOW

SR.NO.	NOMENCLATURE	SIZE IN METER	LOCATION
1	W1	1.83 X 2.10	LIVING ROOM, M. BED ROOM
2	W2	0.60 X 0.90	TOILET
3	W2A	0.33 X 0.90	TOILET
4	W4	1.22 X 1.35	M. BED ROOM
5	W5	0.60 X 1.35	SERVICE AREA
6	D1	0.90 X 2.10	M. BED ROOM
7	D2	0.75 X 2.10	TOILET / SERVICE FLOOR
8	D3	1.06 X 2.10	MAIN ENTRANCE DOOR
9	FRD	1.05 X 2.10	STAIRCASE DOOR
10	D6	1.00 X 2.10	KITCHEN DOOR
11	D7	0.75 X 1.70	TELE.DUCT
12	D8	1.80 X 1.70	ELECT.DUCT
13	D9	1.50 X 1.70	ELECT.DUCT
14	D10	0.75 X 1.70	F.F.DUCT

BUILT UP AREA CALCULATION BUILDING NO - 14-G1.
37TH UPPER DUPLEX FLOOR PLAN

ADDITION (X)											
A	32.10	X	32.10	X	1	X	1	=	1030.41	SQ.MT
TOTAL									=	1030.41	SQ.MT
DEDUCTION (Y1)											
1	2.65	X	1.95	X	1	X	6	=	31.01	SQ.MT
1a	2.48	X	0.33	X	1	X	6	=	4.91	SQ.MT
2	6.30	X	1.09	X	1	X	2	=	13.73	SQ.MT
3	7.16	X	7.16	X	1	X	1	=	51.27	SQ.MT
4	2.73	X	7.20	X	1	X	1	=	19.64	SQ.MT
5	16.51	X	9.32	X	1	X	1	=	153.89	SQ.MT
6	17.60	X	3.25	X	1	X	1	=	57.20	SQ.MT
7	3.51	X	3.51	X	0.50	X	1	=	6.16	SQ.MT
8	12.57	X	3.94	X	1	X	1	=	49.55	SQ.MT
9	3.25	X	1.09	X	1	X	1	=	3.54	SQ.MT
10	7.20	X	2.73	X	1	X	1	=	19.64	SQ.MT
11	1.98	X	(1.73 + 3.70)	X	0.50	X	2	=	10.73	SQ.MT
12	0.67	X	(1.52 + 1.73)	X	0.50	X	1	=	1.08	SQ.MT
13	0.32	X	0.62	X	0.50	X	1	=	0.10	SQ.MT
14	0.73	X	(6.35 + 7.08)	X	0.50	X	1	=	4.90	SQ.MT
15	6.75	X	6.75	X	0.50	X	1	=	22.81	SQ.MT
16	7.70	X	0.32	X	1	X	1	=	2.49	SQ.MT
17	0.67	X	(1.06 + 1.73)	X	0.50	X	1	=	0.93	SQ.MT
B1	3.25	X	1.00	X	1	X	6	=	19.50	SQ.MT
"	2.65	X	0.20	X	1	X	6	=	3.18	SQ.MT
TOTAL								=	476.26	SQ.MT
DUCT DEDUCTION (Y2)											
D1	3.40	X	1.31	X	0.5	X	1	=	2.22	SQ.MT
"	3.33	X	1.48	X	0.5	X	1	=	2.46	SQ.MT
D2	6.80	X	0.50	X	1	X	1	=	3.40	SQ.MT
D3	2.62	X	0.77	X	0.5	X	1	=	1.01	SQ.MT
"	2.40	X	1.31	X	0.5	X	1	=	1.57	SQ.MT
TOTAL								=	10.66	SQ.MT
STAIRCASE,LIFT & LIFT LOBBY DEDUCTION (Y3)											
S1	5.29	X	3.49	X	1	X	1	=	18.45	SQ.MT
"	1.90	X	0.60	X	1	X	1	=	1.14	SQ.MT
"	2.83	X	2.46	X	1	X	1	=	6.97	SQ.MT
"	2.46	X	2.46	X	0.5	X	1	=	3.04	SQ.MT
S2	4.65	X	2.12	X	1	X	1	=	9.86	SQ.MT
"	1.08	X	(2.55 + 1.48)	X	0.5	X	1	=	2.17	SQ.MT
"	2.96	X	1.48	X	0.5	X	1	=	2.20	SQ.MT
"	2.55	X	2.10	X	1	X	1	=	5.35	SQ.MT
"	1.90	X	0.60	X	1	X	1	=	1.14	SQ.MT
S3	2.28	X	2.60	X	1	X	6	=	35.57	SQ.MT
"	2.48	X	0.76	X	1	X	6	=	11.31	SQ.MT
L1	8.00	X	2.80	X	1	X	1	=	22.40	SQ.MT
LO	2.38	X	(1.88 + 1.31)	X	0.5	X	2	=	7.60	SQ.MT
"	2.09	X	(0.77 + 2.05)	X	0.5	X	1	=	2.95	SQ.MT
"	1.99	X	1.65	X	1	X	1	=	3.29	SQ.MT
"	1.83	X	0.25	X	1	X	1	=	0.45	SQ.MT
"	6.80	X	1.93	X	1	X	1	=	13.12	SQ.MT
"	1.83	X	0.95	X	1	X	1	=	1.75	SQ.MT
"	1.99	X	0.95	X	1	X	1	=	1.88	SQ.MT
"	2.09	X	(2.76 + 1.48)	X	0.5	X	1	=	4.43	SQ.MT
TOTAL								=	155.07	SQ.MT
TOTAL Y4 (Y1 + Y2 + Y3)								=	641.99	SQ.MT
NET BUILT -UP AREA (X-Y4)								=	388.42	SQ.MT
BALCONY STATEMENT											
B1(ENCL.BAL)	3.25	X	1.00	X	1	X	6	=	19.50	SQ.MT
"	2.65	X	0.20	X	1	X	6	=	3.18	SQ.MT
TOTAL								=	22.68	SQ.MT
10% BALCONY AREA								=	38.84	SQ.MT
PROPOSED BALCONY								=	22.68	SQ.MT
EXCESS BALCONY								=	0.00	SQ.MT
TOTAL								=	388.42	SQ.MT

BUILT UP AREA CALCULATION BUILDING NO - 14-G1
36TH LOWER DUPLEX FLOOR PLAN

ADDITION (X)										
A	32.10	X	32.10	X	1	X	1	=	1030.41	SQ.MT
TOTAL								=	1030.41	SQ.MT
DEDUCTION (Y1)										
1	2.65	X	1.95	X	1	X	6	=	31.01	SQ.MT
2	6.30	X	1.09	X	1	X	2	=	13.73	SQ.MT
3	7.16	X	7.16	X	1	X	1	=	51.27	SQ.MT
4	2.73	X	7.20	X	1	X	1	=	19.64	SQ.MT
5	16.51	X	9.32	X	1	X	1	=	153.89	SQ.MT
6	17.60	X	3.25	X	1	X	1	=	57.20	SQ.MT
7	3.51	X	3.51	X	0.50	X	1	=	6.16	SQ.MT
8	12.57	X	3.94	X	1	X	1	=	49.55	SQ.MT
9	3.25	X	1.09	X	1	X	1	=	3.54	SQ.MT
10	7.20	X	2.73	X	1	X	1	=	19.64	SQ.MT
11	1.98	X	(1.73 + 3.70)	X	0.50	X	2	=	10.73	SQ.MT
12	0.67	X	(1.52 + 1.73)	X	0.50	X	1	=	1.08	SQ.MT
13	0.32	X	0.62	X	0.50	X	1	=	0.10	SQ.MT
14	0.73	X	(6.35 + 7.08)	X	0.50	X	1	=	4.90	SQ.MT
15	6.75	X	6.75	X	0.50	X	1	=	22.81	SQ.MT
16	7.70	X	0.32	X	1	X	1	=	2.49	SQ.MT
17	0.67	X	(1.06 + 1.73)	X	0.50	X	1	=	0.93	SQ.MT
B1	3.25	X	1.00	X	1	X	6	=	19.50	SQ.MT
"	2.65	X	0.20	X	1	X	6	=	3.18	SQ.MT
C1	0.25	X	0.33	X	1	X	6	=	0.50	SQ.MT
TOTAL								=	471.85	SQ.MT
DUCT DEDUCTION (Y2)										
D1	3.40	X	1.31	X	0.5	X	1	=	2.22	SQ.MT
"	3.33	X	1.48	X	0.5	X	1	=	2.46	SQ.MT
D2	6.80	X	0.50	X	1	X	1	=	3.40	SQ.MT
D3	2.62	X	0.77	X	0.5	X	1	=	1.01	SQ.MT
"	2.40	X	1.307	X	0.5	X	1	=	1.57	SQ.MT
TOTAL								=	10.66	SQ.MT
STAIRCASE,LIFT & LIFT LOBBY DEDUCTION (Y3)										
S1	5.29	X	3.49	X	1	X	1	=	18.45	SQ.MT
"	1.90	X	0.60	X	1	X	1	=	1.14	SQ.MT
"	2.83	X	2.46	X	1	X	1	=	6.97	SQ.MT
"	2.46	X	2.46	X	0.5	X	1	=	3.04	SQ.MT
S2	4.65	X	2.12	X	1	X	1	=	9.86	SQ.MT
"	1.08	X	(2.55 + 1.48)	X	0.5	X	1	=	2.17	SQ.MT
"	2.96	X	1.48	X	0.5	X	1	=	2.20	SQ.MT
"	2.55	X	2.10	X	1	X	1	=	5.35	SQ.MT
"	1.90	X	0.60	X	1	X	1	=	1.14	SQ.MT
L1	8.00	X	2.80	X	1	X	1	=	22.40	SQ.MT
LO	2.38	X	(1.88 + 1.31)	X	0.5	X	2	=	7.60	SQ.MT
"	2.09	X	(0.77 + 2.05)	X	0.5	X	1	=	2.95	SQ.MT
"	1.99	X	1.65	X	1	X	1	=	3.29	SQ.MT
"	1.83	X	0.25	X	1	X	1	=	0.45	SQ.MT
"	6.80	X	1.93	X	1	X	1	=	13.12	SQ.MT
"	1.83	X	0.95	X	1	X	1	=	1.75	SQ.MT
"	1.99	X	0.95	X	1	X	1	=	1.88	SQ.MT
"	2.09	X	(2.76 + 1.48)	X	0.5	X	1	=	4.43	SQ.MT
TOTAL								=	108.19	SQ.MT
TOTAL Y4 (Y1 + Y2 + Y3)								=	590.70	SQ.MT
NET BUILT -UP AREA (X-Y4)								=	439.71	SQ.MT
BALCONY STATEMENT										
B1(ENCL.BAL)	3.25	X	1.00	X	1	X	6	=	19.50	SQ.MT
"	2.65	X	0.20	X	1	X	6	=	3.18	SQ.MT
B3(OPEN BAL.)	1.19	X	3.15	X	1	X	4	=	14.99	SQ.MT
B4(OPEN BAL.)	1.19	X	3.25	X	1	X	2	=	7.74	SQ.MT
TOTAL								=	45.41	SQ.MT
PROPOSED BALCONY AREA								=	45.41	SQ.MT
10% BALCONY AREA								=	43.97	SQ.MT
PROPOSED BALCONY								=	45.41	SQ.MT
EXCESS BALCONY								=	1.44	SQ.MT
TOTAL								=	441.15	SQ.MT

FLAT NO- 1 & 6 (36TH LOWER DUPLEX FLOOR)

NO.	ROOM	SIZE			CARPET AREA	TOTAL CARPET	1/6 AREA REQUIRED	PROPIOSED WINDOW SIZE			PROPIOSED WINDOW AREA	SYMBOLS
1	LIVING/DINING	3.15	X	3.46	10.90	19.62	3.27	1.83	X	2.10	3.84	W1
	"	3.05	X	2.86	8.72							
2	PASSAGE	2.38	X	0.90	2.14	3.26	0.54					
	"	0.68	X	1.65	1.12							
3	KITCHEN	3.19	X	2.25	7.18	9.54	1.59	1.83	X	2.10	3.84	W1
	"	0.67	X	1.96	1.31							
	"	0.60	X	1.75	1.05							
4	DINNING	3.40	X	2.20	7.48	8.36	----	----	X	----	----	----
	"	1.03	X	0.85	0.88							
5	BED ROOM	3.05	X	4.08	12.44	12.44	2.07	1.83	X	2.10	3.84	W1
	TOILET	2.45	X	1.36	3.33	3.33	0.56	0.60	X	0.90	0.54	W2
6	TOILET	1.60	X	1.36	2.18	2.18	0.36	0.33	X	0.90	0.30	W2A
7	"	1.36	X	1.27	1.73	1.73	0.29	0.75	X	2.10	1.58	D2

(37TH UPPER DUPLEX FLOOR)

NO.	ROOM	SIZE			CARPET AREA	TOTAL CARPET	1/6 AREA REQUIRED	PROPIOSED WINDOW SIZE			PROPIOSED WINDOW AREA	SYMBOLS
1	FAMIILY ROOM	3.05	X	3.80	11.59	14.81	2.47	1.83	X	2.10	3.84	W1
	"	0.90	X	3.58	3.22							
2	PASSAGE	2.28	X	1.06	2.42	5.12	0.85	---	X	---	---	---
		0.75	X	1.30	0.98							
		1.27	X	1.36	1.73							
3	BED ROOM -1	3.90	X	1.75	6.83	12.77	2.13	1.83	X	2.10	3.84	W1
		3.30	X	1.80	5.94							
4	W.C.	1.60	X	1.36	2.18	2.18	0.36	0.33	X	0.90	0.30	W2A
5	BED ROOM -2	3.05	X	4.08	12.44	14.59	2.43	1.83	X	2.10	3.84	W1
		0.90	X	2.38	2.14							
6	TOILET	2.45	X	1.36	3.33	3.33	0.56	0.60	X	0.90	0.54	W2

LIGHT & VENTILATION CALCULATION (BLDG - 14-G1)
FLAT NO- 2 & 5 (36TH LOWER DUPLEX FLOOR)

NO.	ROOM	SIZE			CARPET AREA	TOTAL CARPET	1/6 AREA REQUIRED	PROPIOSED WINDOW SIZE			PROPIOSED WINDOW AREA	SYMBOLS
1	LIVING/DINING	3.15	X	3.46	10.90	20.23	3.37	1.83	X	2.10	3.84	W1
	"	3.05	X	3.06	9.33							
	PASSAGE	2.38	X	0.90	2.14	3.26	0.54					
	"	0.68	X	1.65	1.12							
2	KITCHEN	3.19	X	2.25	7.18	9.54	1.59	1.83	X	2.10	3.84	W1
	"	0.67	X	1.96	1.31							
	"	0.60	X	1.75	1.05							
3	DINNING	3.40	X	2.20	7.48	8.36	----	----	X	----	----	----
	"	1.03	X	0.85	0.88							
4	BED ROOM	3.05	X	4.08	12.44	12.44	2.07	1.83	X	2.10	3.84	W1
	TOILET	2.45	X	1.36	3.33	3.33	0.56	0.60	X	0.90	0.54	W2
5	TOILET	1.60	X	1.36	2.18	2.18	0.36	0.33	X	0.90	0.30	W2A
6	"	1.36	X	1.26	1.71	1.71	0.29	0.75	X	2.10	1.58	D2

(37TH UPPER DUPLEX FLOOR)

NO.	ROOM	SIZE			CARPET AREA	TOTAL CARPET	1/6 AREA REQUIRED	PROPIOSED WINDOW SIZE			PROPIOSED WINDOW AREA	SYMBOLS
1	FAMIILY ROOM	3.05	X	4.00	12.20	15.42	2.57	1.83	X	2.10	3.84	W1
	"	0.90	X	3.58	3.22							
2	PASSAGE	2.28	X	1.06	2.42	5.12	0.85	---	X	---	---	---
		0.75	X	1.30	0.98							
		1.27	X	1.36	1.73							
3	BED ROOM -1	3.90	X	1.75	6.83	12.77	2.13	1.83	X	2.10	3.84	W1
		3.30	X	1.80	5.94							
4	W.C.	1.60	X	1.36	2.18	2.18	0.36	0.33	X	0.90	0.30	W2A
5	BED ROOM -2	3.05	X	4.08	12.44	14.59	2.43	1.83	X	2.10	3.84	W1
		0.90	X	2.38	2.14							
6	TOILET	2.45	X	1.36	3.33	3.33	0.56	0.60	X	0.90	0.54	W2
7	"	1.36	X	1.26	1.71	1.71	0.29	0.75	X	2.1	1.58	D2

STAMP AND DATE OF APPROVAL OF PLAN

LIGHT & VENTILATION CALCULATION (BLDG - 14-G1)
FLAT NO- 3 & 4 (36TH LOWER DUPLEX FLOOR)

NO.	ROOM	SIZE			CARPET AREA	TOTAL CARPET	1/6 AREA REQUIRED	PROPIOSED WINDOW SIZE			PROPIOSED WINDOW AREA	SYMBOLS
1	LIVING/DINING	3.15	X	3.46	10.90	16.39	2.73	1.83	X	2.10	3.84	W1
	"	3.05	X	1.80	5.49							
"	PASSAGE	2.38	X	0.90	2.14	2.14	----		X	----	----	----
2	KITCHEN	3.19	X	2.25	7.18	7.18	1.20	1.83	X	2.10	3.84	W1
	"	0.60	X	1.75	1.05							
3	DINNING	3.40	X	2.20	7.48	7.48	----	----	X	----	----	----
	"	1.03	X	0.85	0.88							
4	BED ROOM	3.05	X	4.08	12.44	12.44	2.07	1.83	X	2.10	3.84	W1
	TOILET	2.45	X	1.36	3.33	3.33	0.56	0.60	X	0.90	0.54	W2
5	TOILET	1.60	X	1.36	2.18	2.18	0.36	0.33	X	0.90	0.30	W2A

(37TH UPPER DUPLEX FLOOR)

NO.	ROOM	SIZE			CARPET AREA	TOTAL CARPET	1/6 AREA REQUIRED	PROPIOSED WINDOW SIZE			PROPIOSED WINDOW AREA	SYMBOLS
1	FAMIILY ROOM	3.05	X	2.74	8.36	11.58	1.93	1.83	X	2.10	3.84	W1
	"	0.90	X	3.58	3.22							
2	PASSAGE	2.28	X	1.06	2.42	5.46	0.91	---	X	---	---	---
		0.75	X	1.30	0.98							
		1.26	X	1.64	2.07							
3	BED ROOM -1	3.90	X	1.75	6.83	12.77	2.13	1.83	X	2.10	3.84	W1
		3.30	X	1.80	5.94							
4	W.C.	1.60	X	1.36	2.18	2.18	0.36	0.33	X	0.90	0.30	W2A
5	BED ROOM -2	3.05	X	4.08	12.44	14.59	2.43	1.83	X	2.10	3.84	W1
		0.90	X	2.38	2.14							
6	TOILET	2.45	X	1.36	3.33	3.33	0.56	0.60	X	0.90	0.54	W2

DESCRIPTION OF PROPOSAL & PROPERTY

PROPOSED DEVELOPMENT OF RENTAL HOUSING SCHEME ON LAYOUT BEARING S.NO.80/A,85/0,83/7+4B+5B,83/2A,83/3,86/1,90/1A,90/1B,90/11, 90/10,90/9,90/3B,90/7,90/8,90/4,91/5 VILLAGE KON, TALUKA - PANVEL, DIST.RAIGAD.

NORTH	JOB. NO.	DRG. NO.	DRAWN BY
	322	8/ 21	
	SCALE	DATE	CHECKED BY
	1: 100	-	-

REVISIONS DESCRIPTION :
R-0

NAME OF THE OWNER | SIGNATURE
M/S LUCINA LAND DEVELOPMENT LIMITED

NAME ADDRESS AND SIGNATURE OF ARCHITECT (L.S.) | SIGNATURE

Octave Consultants
Architects, Interior & Landscape Designers
Indiabulls Finance Center, Tower -1, 15th Floor,Senapati Bapat Marg, Elphinstone Road, Mumbai 400 013.

PROFORMA -B

9/17

TANK SCHEDULE

SR NO.	DESCRIPTION		CAPACITY	WATER DEPTH
1	FLT-1	FLUSHING WATER TANK-1	14.0 M³	2.4 M
2	FLT-2	FLUSHING WATER TANK-2	9.0 M³	2.4 M
3	FT-1	FIRE WATER TANK-1	15.0 M³	2.4 M
4	FT-2	FIRE WATER TANK-2	10.0 M³	2.4 M
5	DT-1	DOMESTIC WATER TANK-1	26.0 M³	2.4 M
6	DT-2	DOMESTIC WATER TANK-2	26.0 M³	2.4 M

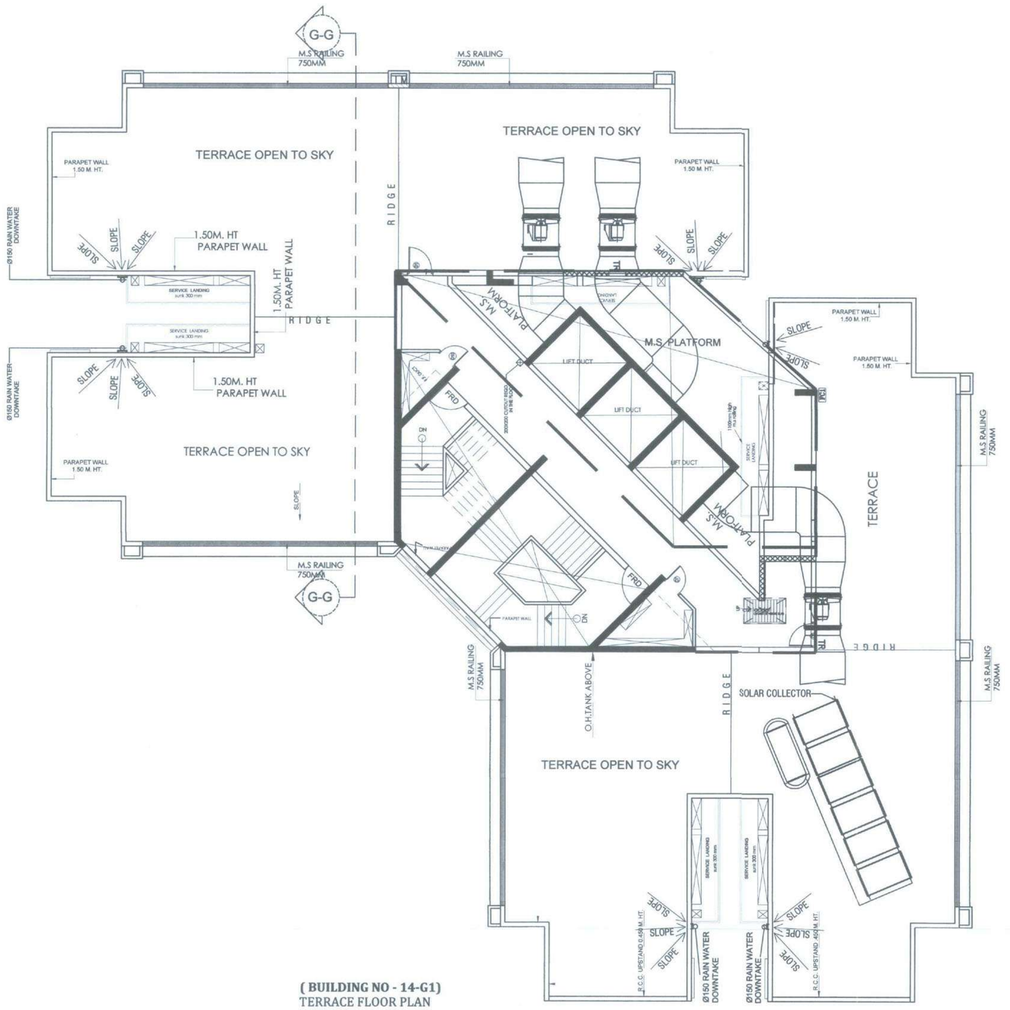

(BUILDING NO - 14-G1)
TERRACE FLOOR PLAN
SCALE :- 1:100

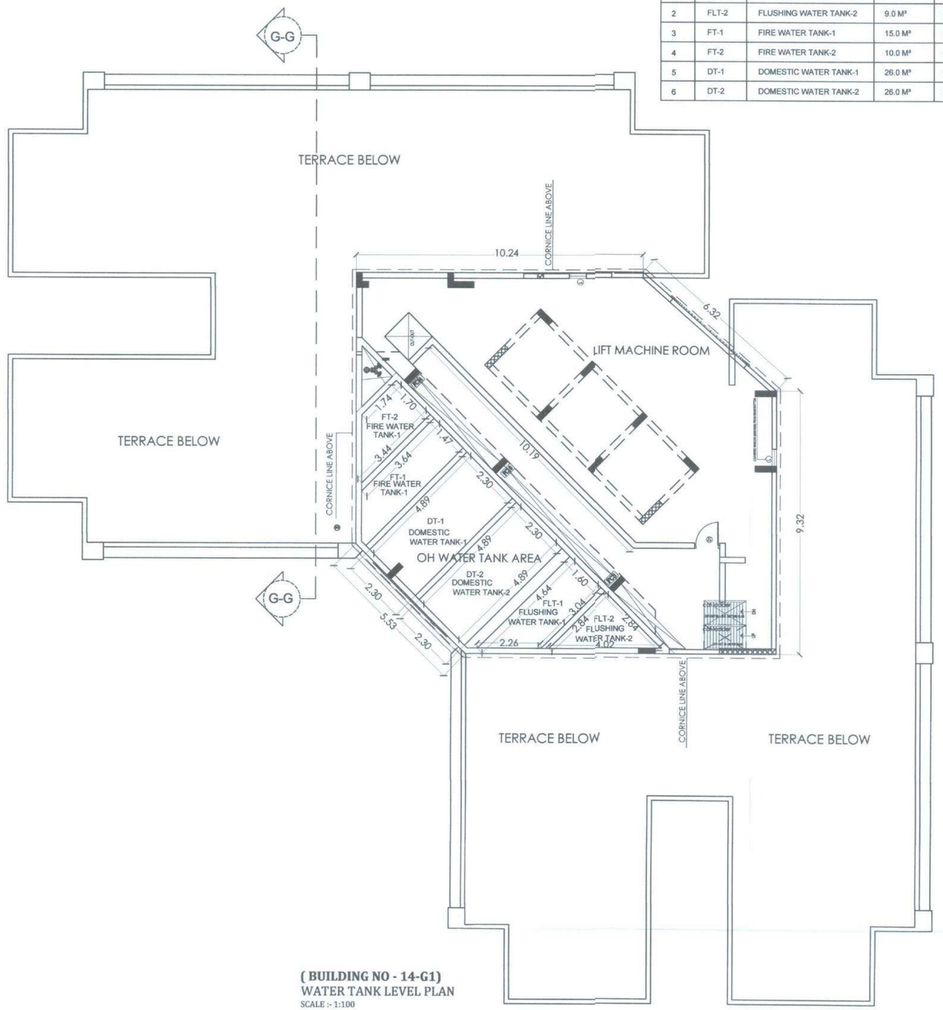

(BUILDING NO - 14-G1)
WATER TANK LEVEL PLAN
SCALE :- 1:100

CONTENTS OF SHEET

TERRACE FLOOR PLAN (BUILDING NO - 14-G1)
WATER TANK LEVEL PLAN

STAMP AND DATE OF RECEIPT OF PLAN

AS BUILT DRAWINGS APPROVED
Subject to the conditions mentioned in this office letter no.
CIDCO/NAINA/ PANVEL/Kon/BP-94/OC/2019 | 385/SAP/SP(BP)/120
Date: 30 MAR 2019
Associate Planner (NAINA)

STAMP AND DATE OF APPROVAL OF PLAN

DESCRIPTION OF PROPOSAL & PROPERTY

PROPOSED DEVELOPMENT OF RENTAL HOUSING SCHEME ON LAYOUT BEARING S.NO.80/A,85/0,83/7+4B+5B,83/2A,83/3,86/1,90/1A,90/1B,90/11, 90/10,90/9,90/3B,90/7,90/8,90/4,91/5 VILLAGE KON, TALUKA - PANVEL, DIST.RAIGAD.

NORTH	JOB. NO.	DRG. NO.	DRAWN BY
	322	9/ 21	
	SCALE	DATE	CHECKED BY
	1: 100	-	-

REVISIONS	DESCRIPTION :
R-0	

NAME OF THE OWNER	SIGNATURE
M/S LUCINA LAND DEVELOPMENT LIMITED	

NAME ADDRESS AND SIGNATURE OF ARCHITECT (L.S.)	SIGNATURE
Octave Consultants Architects, Interior & Landscape Designers Indiabulls Finance Center, Tower -1, 15th Floor,Senapati Bapat Marg Elphinstone Road, Mumbai 400 013.	

LIGHT & VENTILATION CALCULATION (BLDG -15 B)												
FLAT NO- 1, 2, 3 , 4,5,6,7 &8 (TYPICAL FLOOR)												
NO.	ROOM	SIZE			CARPET AREA		1/6 AREA REQUIRED	PROPOSED WINDOW SIZE			PROPOSED WINDOW AREA	SYBOLS
1	LIVING/DINING	5.70	X	3.20	18.24	18.24	3.04	1.67	X	1.35	2.25	W9
2	KITCHEN	1.98	X	3.05	6.04	6.04	1.01	0.90	X	1.20	1.08	W8
3	BED ROOM	2.75	X	3.05	8.39	9.70	1.62	1.83	X	2.10	3.84	W2
	"	0.75	X	1.75	1.31							
4	TOILET	1.22	X	2.22	2.71	2.71	0.45	0.60	X	1.80	1.08	W2B
5	"	2.13	X	2.75	5.86	5.86	0.98	1.38	X	1.35	1.86	W10
6	TOILET	2.28	X	1.55	3.53	3.53	0.59	0.60	X	1.80	1.08	W2B

SCHEDULE OF DOOR & WINDOW			
SR.NO.	NOMENCLATURE	SIZE IN METER	LOCATION
1	W2	1.83 X 2.10	MASTER BED ROOM
3	W2B	0.60 X 1.80	TOILET
4	W8	0.90 X 1.20	KITCHEN
5	W9	1.67 X 1.35	LIVING/DINING
6	W10	1.38 X 1.35	STUDY ROOM
7	W11	0.90 X 0.85	LOBBY WINDOW
8	D1	0.90 X 2.10	M.BED, STUDY
9	D2	0.75 X 2.10	TOILET
10	D3	1.06 X 2.10	ENTRANCE DOOR
11	FRD	1.05 X 2.10	STAIRCASE DOOR
12	D5	0.75 X 2.10	KITCHEN DOOR(GLASS DOOR)
13	D11	0.75 X 2.10	ELE. DUCT

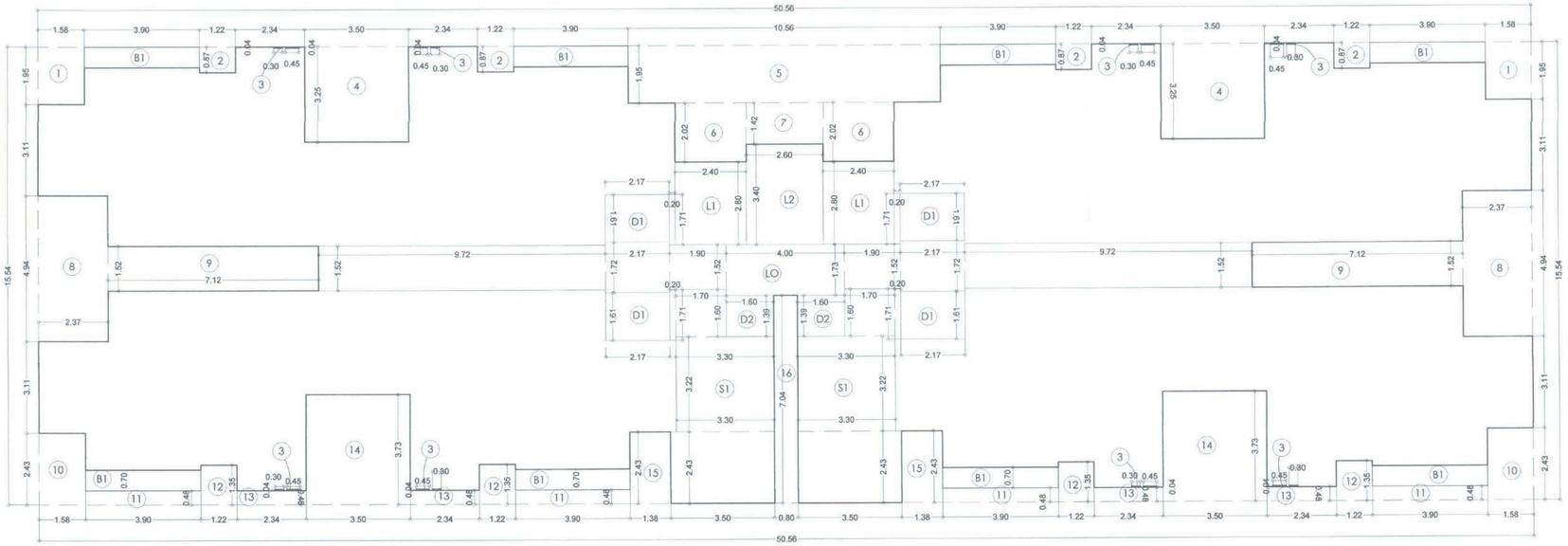

LINE AREA DIAGRAM OF TYPICAL FLOOR PLAN
1ST TO 6TH, 8TH TO 11TH, 13TH TO 16TH, 18TH TO 21ST, 23RD TO 26TH, 28TH TO 31ST, 33RD TO 35TH FLOOR
SCALE 1:100

BUILT UP AREA CALCULATION OF BUILDING NO. 15-B								
1ST TO 6TH, 8TH TO 11TH, 13TH TO 16TH, 18TH TO 21ST, 23RD TO 26TH, 28TH TO 31ST & 33RD TO 35TH TYPICAL FLOOR								
ADDITION (X)								
A	50.56	X	15.54	X	1	=	785.70	SQ.MT
TOTAL						=	785.70	SQ.MT
DEDUCTION (Y1)								
1	1.58	X	1.95	X	2	=	6.16	SQ.MT
2	1.22	X	0.87	X	4	=	4.25	SQ.MT
3	0.30	X	0.04	X	8	=	0.10	SQ.MT
"	0.45	X	0.04	X	8	=	0.14	SQ.MT
4	3.50	X	3.25	X	2	=	22.75	SQ.MT
5	10.56	X	1.95	X	1	=	20.59	SQ.MT
6	2.40	X	2.02	X	2	=	9.70	SQ.MT
7	2.60	X	1.42	X	1	=	3.69	SQ.MT
8	2.37	X	4.94	X	2	=	23.42	SQ.MT
9	7.12	X	1.52	X	2	=	21.64	SQ.MT
10	1.58	X	2.43	X	2	=	7.68	SQ.MT
11	3.90	X	0.48	X	4	=	7.49	SQ.MT
12	1.22	X	1.35	X	4	=	6.59	SQ.MT
13	2.34	X	0.48	X	4	=	4.49	SQ.MT
14	3.50	X	3.73	X	2	=	26.11	SQ.MT
15	1.38	X	2.43	X	2	=	6.71	SQ.MT
16	0.80	X	7.04	X	1	=	5.63	SQ.MT
B1	3.90	X	0.70	X	8	=	21.84	SQ.MT
TOTAL						=	198.97	SQ.MT
DUCT DEDUCTION (Y2)								
D1	2.17	X	1.61	X	4	=	13.97	SQ.MT
D2	1.60	X	1.39	X	2	=	4.45	SQ.MT
TOTAL						=	18.42	SQ.MT
STAIRCASE,LIFT & LIFT LOBBY DEDUCTION (Y3)								
S1	1.70	X	1.60	X	2	=	5.44	SQ.MT
"	0.20	X	1.71	X	2	=	0.68	SQ.MT
"	3.30	X	3.22	X	2	=	21.25	SQ.MT
"	3.50	X	2.43	X	2	=	17.01	SQ.MT
L1	2.40	X	2.80	X	2	=	13.44	SQ.MT
"	0.20	X	1.71	X	2	=	0.68	SQ.MT
L2	2.60	X	3.40	X	1	=	8.84	SQ.MT
LO	4.00	X	1.73	X	1	=	6.92	SQ.MT
"	1.90	X	1.52	X	2	=	5.78	SQ.MT
"	2.17	X	1.72	X	2	=	7.46	SQ.MT
"	9.72	X	1.52	X	2	=	29.55	SQ.MT
TOTAL						=	117.06	SQ.MT
TOTAL Y4 (Y1 + Y2 + Y3)						=	334.46	SQ.MT
NET BUILT -UP AREA (X-Y4)						=	451.25	SQ.MT
BALCONY STATEMENT								
B1(ENCL.BAL.)	3.90	X	0.70	X	8	=	21.84	SQ.MT
TOTAL						=	21.84	SQ.MT
10% BALCONY AREA						=	45.12	SQ.MT
PROPOSED BALCONY						=	21.84	SQ.MT
EXCESS BALCONY						=	0.00	SQ.MT
TOTAL						=	451.25	SQ.MT

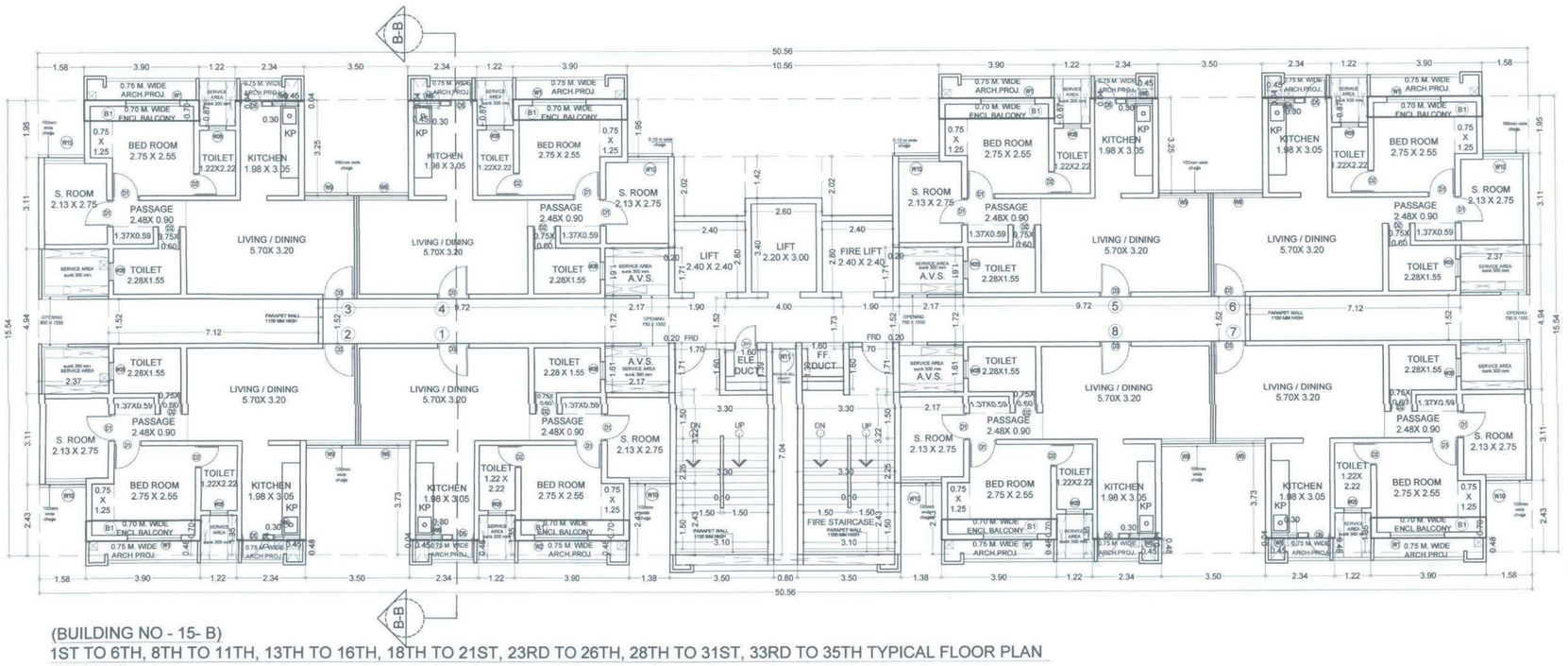

(BUILDING NO - 15- B)
1ST TO 6TH, 8TH TO 11TH, 13TH TO 16TH, 18TH TO 21ST, 23RD TO 26TH, 28TH TO 31ST, 33RD TO 35TH TYPICAL FLOOR PLAN
SCALE 1:100

TENAMENT AREA STATEMENT				
BUILDING - 15B				
FLOORS	FLAT No.	CARPET AREA	BALCONY AREA ENCL.	BALCONY AREA PROJECTED	B/U AREA
1ST TO 6TH, 8TH TO 11TH, 13TH TO 16TH, 18TH TO 21ST, 23RD TO 26TH , 28TH TO 31ND & 33RD TO 35TH TYPICAL FLOOR	1	48.84	2.73	-	56.44
	2	48.84	2.73	-	56.44
	3	48.84	2.73	-	56.44
	4	48.84	2.73	-	56.44
	5	48.84	2.73	-	56.44
	6	48.84	2.73	-	56.44
	7	48.84	2.73	-	56.44
	8	48.84	2.73	-	56.44
7TH, 12TH, 17TH, 22ND, 27TH & 32ND TYPICAL REFUGE FLOOR	2	48.84	2.73	-	56.72
	3	48.84	2.73	-	56.44
	4	48.84	2.73	-	56.44
	5	48.84	2.73	-	56.44
	6	48.84	2.73	-	56.44
	7	48.84	2.73	-	56.72
DUPLEX FLOOR (36TH LOWER & 37TH UPPER)	1	98.37	5.46	-	109.06
	2	98.37	5.46	-	109.06
	3	98.37	5.46	-	109.06
	4	98.37	5.46	-	109.06
	5	98.37	5.46	-	109.06
	6	98.37	5.46	-	109.06
	7	98.37	5.46	-	109.06
	8	98.37	5.46	-	109.06

PROFORMA -B

10/ 21

CONTENTS OF SHEET

TYPICAL FLOOR PLAN (BUILDING NO - 15B)
1ST TO 6TH, 8TH TO 11TH, 13TH TO 16TH, 18TH TO 21ST, 23RD TO 26TH, 28TH TO 31ST, 33RD TO 35TH TYPICAL FLOOR PLAN
LINE AREA DIAGRAM CALCULATION & LIGHT & VENTILATION CALCULATIONS
SCHEDULE OF DOOR & WINDOW
TENEMENT STATEMENT

STAMP AND DATE OF RECEIPT OF PLAN

AS BUILT DRAWINGS APPROVED
Subject to the conditions mentioned in this office letter no.
CIDCO/NA... PANVEL/Kon/BP-94/OC/2019/385/spl/sp(ar)
Date: 30 MAR 2019 /120
Associate Planner (NAINA)

STAMP AND DATE OF APPROVAL OF PLAN

DESCRIPTION OF PROPOSAL & PROPERTY

PROPOSED DEVELOPMENT OF RENTAL HOUSING SCHEME ON LAYOUT BEARING S.NO.80/A,85/0,83/7+48+5B,83/2A,83/3,86/1,90/1A,90/1B,90/11, 90/10,90/9,90/3B,90/7,90/8,90/4,91/5 VILLAGE KON, TALUKA - PANVEL, DIST.RAIGAD.

NORTH	JOB. NO.	DRG. NO.	DRAWN BY
	322	10/ 21	
	SCALE	DATE	CHECKED BY
	1: 100	-	-
REVISIONS	DESCRIPTION :		
R-0			

NAME OF THE OWNER — SIGNATURE
M/S LUCINA LAND DEVELOPMENT LIMITED.

NAME ADDRESS AND SIGNATURE OF ARCHITECT (L.S.) — SIGNATURE

Octave Consultants
Architects, Interior & Landscape Designers
Indiabulls Finance Center, Tower -1, 15th Floor,Senapati Bapat Marg
Elphinstone Road, Mumbai 400 013.

LIGHT & VENTILATION CALCULATION (BLDG -15 B)												
FLAT NO- 2, 3 , 4, 5, 6 & 7 (TYPICAL REFUGE FLOOR)												
NO.	ROOM	SIZE			CARPET AREA		1/6 AREA REQUIRED	PROPOSED WINDOW SIZE			PROPOSED WINDOW AREA	SYBOLS
1	LIVING/DINING	5.70	X	3.20	18.24	18.24	3.04	1.67	X	1.35	2.25	W9
2	KITCHEN	1.98	X	3.05	6.04	6.04	1.01	0.90	X	1.20	1.08	W8
3	OTHER ROOM - 1	2.75	X	3.05	8.39	9.70	1.62	1.83	X	2.10	3.84	W2
	"	0.75	X	1.75	1.31							
4	TOILET	1.22	X	2.22	2.71	2.71	0.45	0.60	X	1.80	1.08	W2B
5		2.13	X	2.75	5.86	5.86	0.98	1.38	X	1.35	1.86	W10
6	TOILET	2.28	X	1.55	3.53	3.53	0.59	0.60	X	1.80	1.08	W2B

REFUGE AREA STATEMENT FOR 7TH,12TH,17TH,22ND,27TH & 32ND TYPICAL REFUGE FLOOR (BLDG. NO. 15-B)									
FLOOR	AS PER OCCUPANT LOAD				AS PER NO OF PERSON				
	BUA	X	FLOOR	TOTAL	NO OF FLAT	X	FLOOR	TOTAL	
UPPER FLOOR	608.81	X	4.00	2435.24	8	X	4	32	
PART REFUGE FLOOR	608.62	X	1.00	608.62	6	X	1	6	
	TOTAL AREA			3043.86	TOTAL NO OF FLAT			38	
	OCCUPANT LOAD			12.5	PERSON PER FLAT			5	
	NO OF PERSON			243.51	NO OF PERSONS			190	
REFUGE AREA 0.30SQ.MT./PERSON				73.053					57.00
REQUIRED REFUGE AREA MAXIMUM OF ABOVE								=	73.053
AREA FOR WHEEL CHAIR @ 0.90 OF EVERY 200 SQ.MT								=	1.80
TOTAL REQUIRED REFUGE AREA								=	74.853
TOTAL PROPOSED REFUGE AREA								=	116.34
EXCESS REFUGE AREA								=	41.49

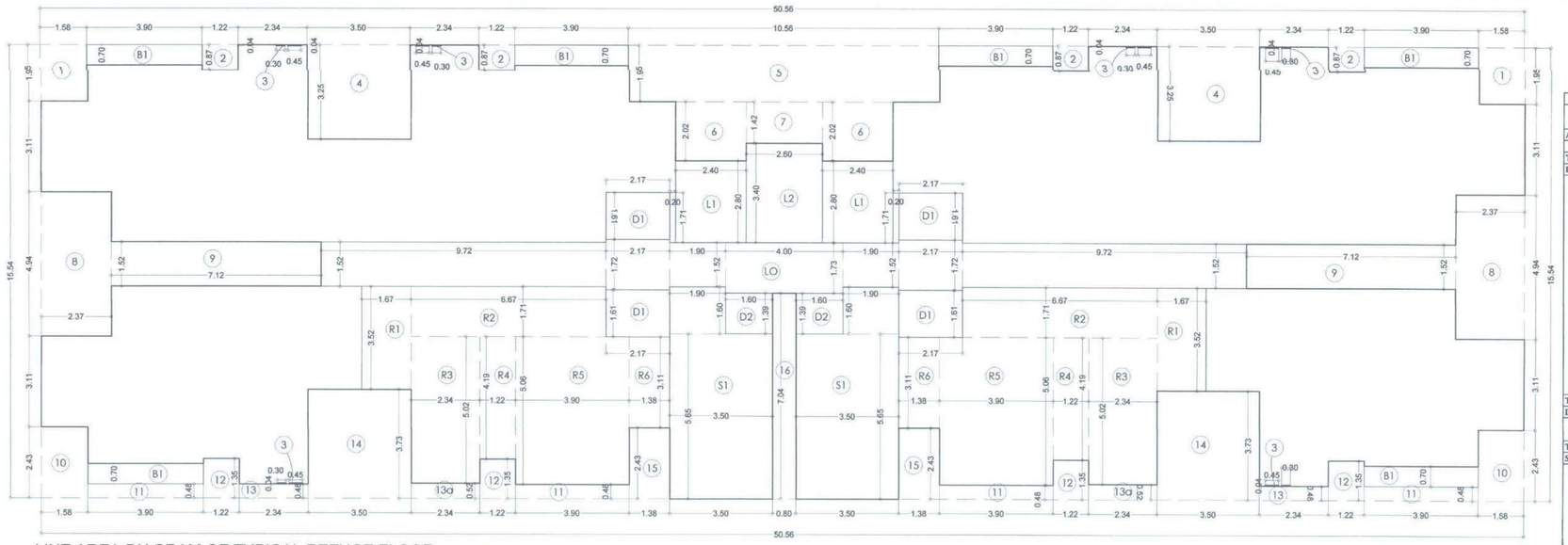

LINE AREA DIAGRAM OF TYPICAL REFUGE FLOOR
7TH, 12TH, 17TH, 22ND, 27TH & 32ND TYPICAL FLOOR
SCALE 1:100

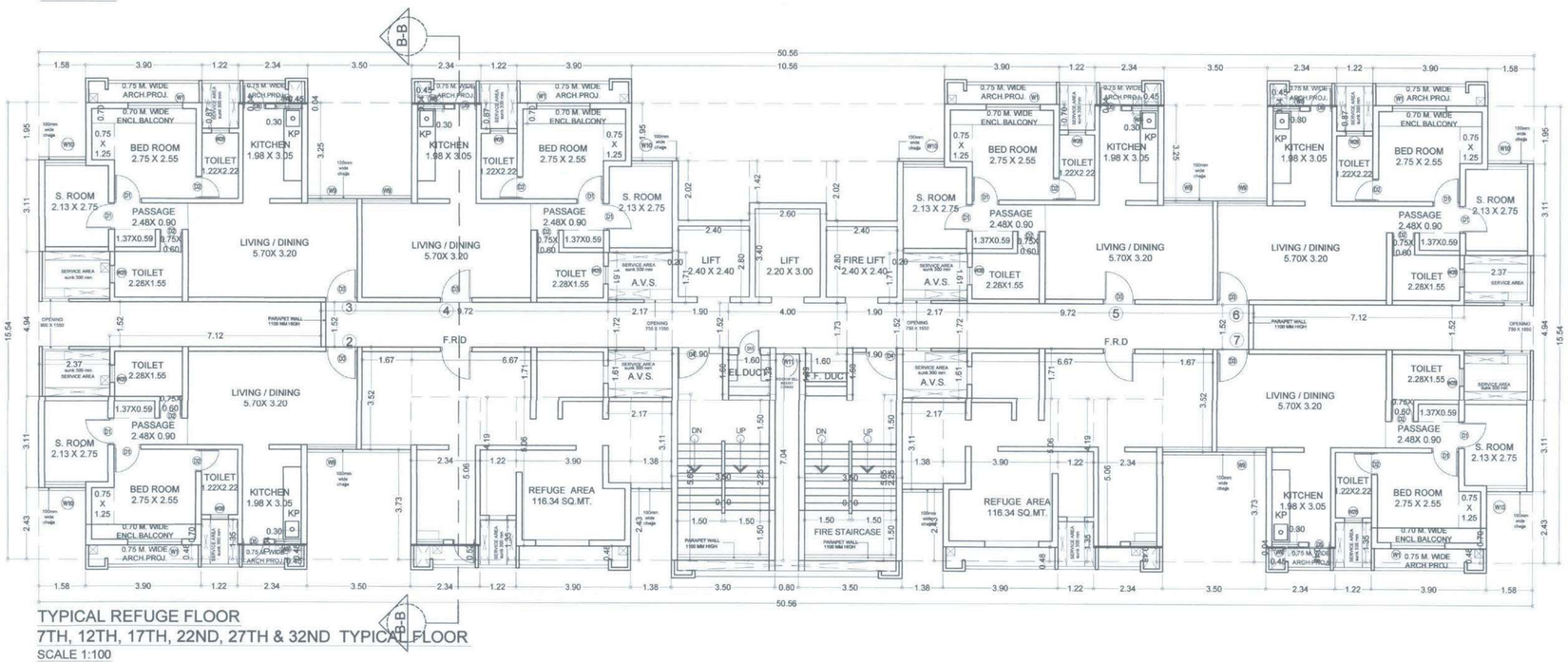

TYPICAL REFUGE FLOOR
7TH, 12TH, 17TH, 22ND, 27TH & 32ND TYPICAL FLOOR
SCALE 1:100

BUILT UP AREA CALCULATION OF BUILDING NO -15, TYPE B								
TYPICAL REFUGE FLOOR (7TH,12TH,17TH,22ND,27TH &32TH FLOOR)								
ADDITION (X)								
A	50.56	X	15.54	X	1	=	785.70	SQ.MT
TOTAL						=	785.70	SQ.MT
DEDUCTION (Y1)								
1	1.58	X	1.95	X	2	=	6.16	SQ.MT
2	1.22	X	0.87	X	4	=	4.25	SQ.MT
3	0.30	X	0.04	X	6	=	0.07	SQ.MT
"	0.45	X	0.04	X	6	=	0.11	SQ.MT
4	3.50	X	3.25	X	2	=	22.75	SQ.MT
5	10.56	X	1.95	X	1	=	20.59	SQ.MT
6	2.40	X	2.02	X	2	=	9.70	SQ.MT
7	2.60	X	1.42	X	1	=	3.69	SQ.MT
8	2.37	X	4.94	X	2	=	23.42	SQ.MT
9	7.12	X	1.52	X	2	=	21.64	SQ.MT
10	1.58	X	2.43	X	2	=	7.68	SQ.MT
11	3.90	X	0.48	X	4	=	7.49	SQ.MT
12	1.22	X	1.35	X	4	=	6.59	SQ.MT
13	2.34	X	0.48	X	2	=	2.25	SQ.MT
13a	2.34	X	0.52	X	2	=	2.43	SQ.MT
14	3.50	X	3.73	X	2	=	26.11	SQ.MT
15	1.38	X	2.43	X	2	=	6.71	SQ.MT
16	0.80	X	7.04	X	1	=	5.63	SQ.MT
B1	3.90	X	0.70	X	6	=	16.38	SQ.MT
TOTAL						=	193.64	SQ.MT
DUCT DEDUCTION (Y2)								
D1	2.17	X	1.61	X	4	=	13.97	SQ.MT
D2	1.60	X	1.39	X	2	=	4.45	SQ.MT
TOTAL						=	18.42	SQ.MT
STAIRCASE,LIFT & LIFT LOBBY DEDUCTION (Y3)								
S1	3.50	X	5.65	X	2	=	39.55	SQ.MT
"	1.90	X	1.60	X	2	=	6.08	SQ.MT
L1	2.40	X	2.80	X	2	=	13.44	SQ.MT
"	0.20	X	1.71	X	2	=	0.68	SQ.MT
L2	2.60	X	3.40	X	1	=	8.84	SQ.MT
LO	4.00	X	1.73	X	1	=	6.92	SQ.MT
"	1.90	X	1.52	X	2	=	5.78	SQ.MT
"	2.17	X	1.72	X	2	=	7.46	SQ.MT
"	9.72	X	1.52	X	2	=	29.55	SQ.MT
TOTAL						=	118.30	SQ.MT
REFUGE AREA STATEMENT (Y4)								
R1	1.67	X	3.52	X	2	=	11.76	SQ.MT
R2	6.67	X	1.71	X	2	=	22.81	SQ.MT
R3	2.34	X	5.02	X	2	=	23.49	SQ.MT
R4	1.22	X	4.19	X	2	=	10.22	SQ.MT
R5	3.90	X	5.06	X	2	=	39.47	SQ.MT
R6	1.38	X	3.11	X	2	=	8.58	SQ.MT
TOTAL						=	116.34	SQ.MT
TOTAL Y5 (Y1 + Y2 + Y3 + Y4)						=	446.71	SQ.MT
NET BUILT -UP AREA (X-Y5)						=	339.00	SQ.MT
BALCONY STATEMENT								
B1(ENCL.BAL.)	3.90	X	0.70	X	6	=	16.38	SQ.MT
TOTAL						=	16.38	SQ.MT
10% BALCONY AREA						=	33.90	SQ.MT
PROPOSED BALCONY						=	16.38	SQ.MT
EXCESS BALCONY						=	0.00	SQ.MT
EXCESS REFUGE AREA						=	41.49	SQ.MT
TOTAL						=	380.49	SQ.MT

SCHEDULE OF DOOR & WINDOW			
SR.NO.	NOMENCLATURE	SIZE IN METER	LOCATION
1	W2	1.83 X 2.10	MASTER BED ROOM
3	W2B	0.60 X 1.80	TOILET
4	W8	0.90 X 1.20	KITCHEN
5	W9	1.67 X 1.35	LIVING/DINING
6	W10	1.38 X 1.35	STUDY ROOM
7	W11	0.90 X 0.85	LOBBY WINDOW
8	D1	0.90 X 2.10	M.BED, STUDY
9	D2	0.75 X 2.10	TOILET
10	D3	1.06 X 2.10	ENTRANCE DOOR
11	FRD	1.05 X 2.10	STAIRCASE DOOR
12	D5	0.75 X 2.10	KITCHEN DOOR(GLASS DOOR)
13	D11	0.75 X 2.10	ELE. DUCT

PROFORMA -B

11/ 21

CONTENTS OF SHEET

TYPICAL REFUGE FLOOR PLAN (BUILDING NO - 15B)
7TH, 12TH, 17TH, 22ND, 27TH & 32ND FLOOR
LINE AREA DIAGRAM CALCULATION & LIGHT & VENTILATION CALCULATIONS,
REFUGE AREA STATEMENT & CALCULATIONS
SCHEDUL OF DOOR & WINDOW

STAMP AND DATE OF RECEIPT OF PLAN

AS BUILT DRAWINGS APPROVED
Subject to the conditions mentioned in this office letter no.
CIDCO/NAINA/ PANVEL/Kon/BP-94/OC/2019 | 385/SDP/SP(DP) | 120
Date: 30 MAR, 2019
Associate Planner (NAINA)

STAMP AND DATE OF APPROVAL OF PLAN

DESCRIPTION OF PROPOSAL & PROPERTY

PROPOSED DEVELOPMENT OF RENTAL HOUSING SCHEME ON LAYOUT BEARING S.NO.80/A,85/0,83/7+4B+5B,83/2A,83/3,86/1,90/1A,90/1B,90/11, 90/10,90/9,90/3B,90/7,90/8,90/4,91/5 VILLAGE KON, TALUKA - PANVEL, DIST.RAIGAD.

NORTH	JOB. NO.	DRG. NO.	DRAWN BY
	322	11/ 21	
	SCALE	DATE	CHECKED BY
	1: 100	-	-
REVISIONS	DESCRIPTION :		
R-0			

NAME OF THE OWNER — SIGNATURE

M/S LUCINA LAND DEVELOPMENT LIMITED.

LUCINA LAND DEVELOPMENT LIMITED

NAME ADDRESS AND SIGNATURE OF ARCHITECT (L.S.) — SIGNATURE

Octave Consultants
Architects, Interior & Landscape Designers
Indiabulls Finance Center, Tower -1, 15th Floor,Senapati Bapat Marg, Elphinstone Road, Mumbai 400 013.

OCTAVE CONSULTANTS

LIGHT & VENTILATION CALCULATION (BLDG -15 B)												
FLAT NO- 1, 2, 3 , 4,5,6,7 &8 (UPPER DUPLEX FLOOR)												
NO.	ROOM	SIZE			CARPET AREA		1/6 AREA REQUIRED	PROPOSED WINDOW SIZE			PROPOSED WINDOW AREA	TOTAL
1	BED ROOM	3.24	X	3.20	10.37	11.98	2.00	1.67	X	1.35	2.25	
	"	2.15	X	0.75	1.61			0.62	X	1.20	0.74	3.00
2	STUDY AREA	1.98	X	3.21	6.36	6.36	1.06	0.62	X	1.20	0.74	0.74
3	TOILET	1.22	X	2.22	2.71	2.71	0.45	0.60	X	1.80	1.08	1.08
4	M.BED ROOM	5.08	X	2.16	10.97	17.30	2.88	1.83	X	2.10	3.84	
	"	3.50	X	1.45	5.08			1.38	X	1.35	1.86	5.71
	"	2.13	X	0.59	1.26							
5	M.TOILET	2.28	X	2.15	4.90	4.90	0.82	0.60	X	1.80	1.08	1.08

FLAT NO- 1, 2, 3 , 4,5,6,7 & 8 (LOWER DUPLEX FLOOR)													
NO.	ROOM	SIZE			CARPET AREA		1/6 AREA REQUIRED	PROPOSED WINDOW SIZE			PROPOSED WINDOW AREA	TOTAL	SYMBOL
1	LIVING/DINING	5.70	X	3.20	18.24	28.22	4.70	1.67	X	1.35	2.25	4.05	W9
	"	3.36	X	2.38	8.00			0.90	X	1.20	1.08		W8
	"	1.98	X	0.83	1.98			0.60	X	1.20	0.72		W12
2	KITCHEN	2.75	X	3.05	8.39	9.70	1.62	1.83	X	2.10	3.84	3.84	W13
	"	0.75	X	1.75	1.31								
3		2.13	X	2.75	5.86	5.86	0.98	1.38	X	1.35	1.86	1.86	W10
4	TOILET	1.07	X	2.15	2.30	2.30	0.38	0.60	X	1.80	1.08	1.08	W2B
5	TOILET	1.07	X	2.15	2.30	2.30	0.38	0.60	X	0.90	0.54	0.54	W2

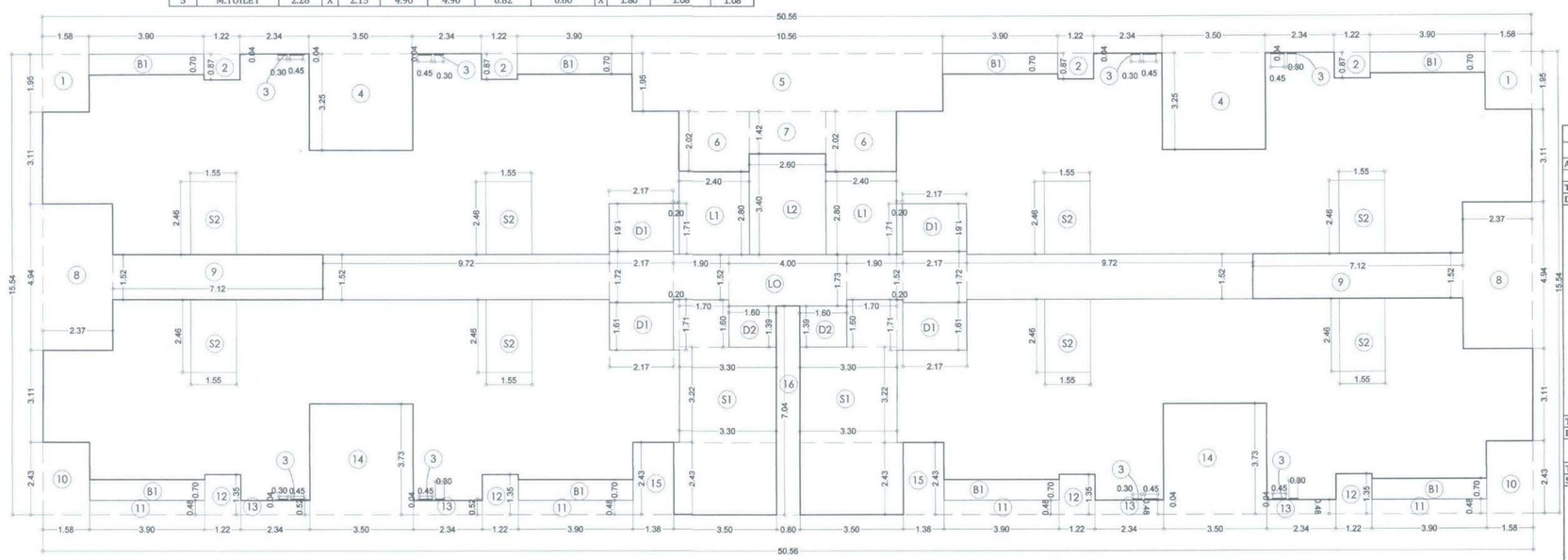

LINE AREA DIAGRAM OF 37TH UPPER DUPLEX FLOOR PLAN.

SCALE 1:100

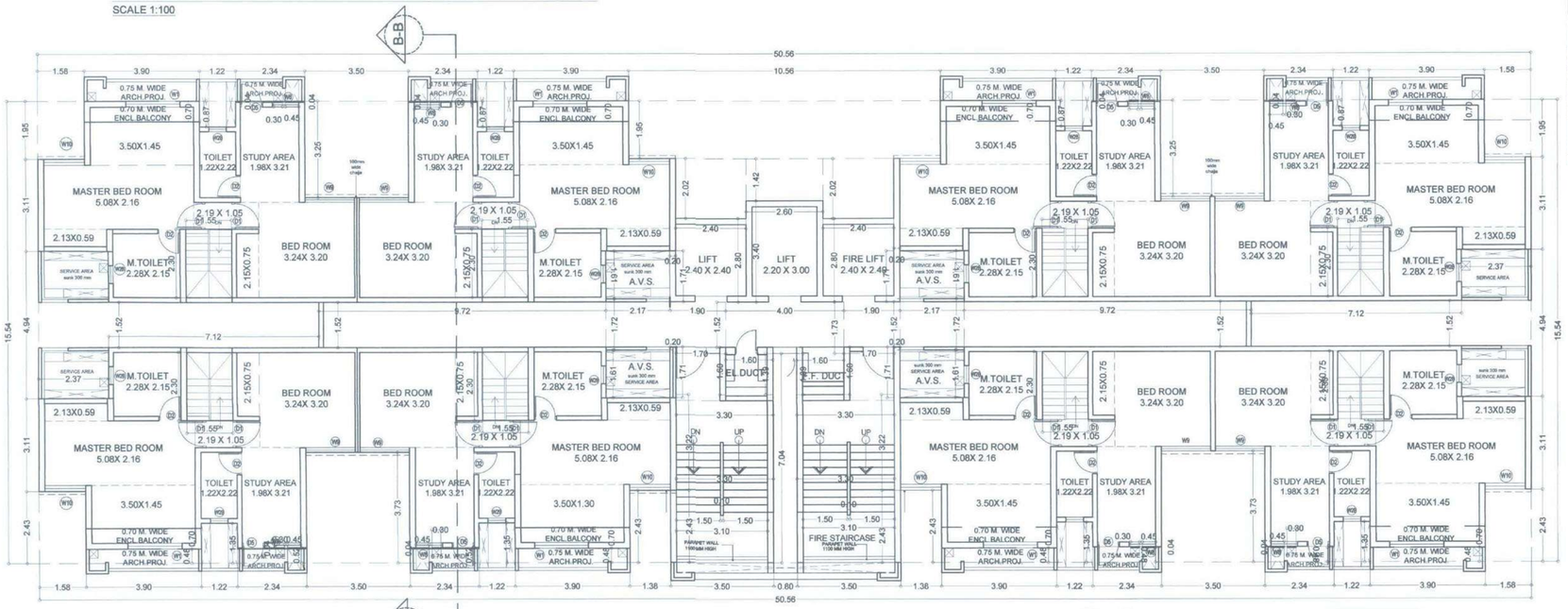

(BUILDING NO - 15-TYPE-B)
37TH UPPER DUPLEX FLOOR PLAN

SCALE :- 1:100

BUILT UP AREA CALCULATION OF BUILDING NO -15, TYPE B								
37TH UPPER DUPLEX FLOOR								
ADDITION (X)								
A	50.56	X	15.54	X	1	=	785.70	SQ.MT
TOTAL						=	785.70	SQ.MT
DEDUCTION (Y1)								
1	1.58	X	1.95	X	2	=	6.16	SQ.MT
2	1.22	X	0.87	X	4	=	4.25	SQ.MT
3	0.30	X	0.04	X	8	=	0.10	SQ.MT
"	0.45	X	0.04	X	8	=	0.14	SQ.MT
4	3.50	X	3.25	X	2	=	22.75	SQ.MT
5	10.56	X	1.95	X	1	=	20.59	SQ.MT
6	2.40	X	2.02	X	2	=	9.70	SQ.MT
7	2.60	X	1.42	X	1	=	3.69	SQ.MT
8	2.37	X	4.94	X	2	=	23.42	SQ.MT
9	7.12	X	1.52	X	2	=	21.64	SQ.MT
10	1.58	X	2.43	X	2	=	7.68	SQ.MT
11	3.90	X	0.48	X	4	=	7.49	SQ.MT
12	1.22	X	1.35	X	4	=	6.59	SQ.MT
13	2.34	X	0.48	X	4	=	4.49	SQ.MT
14	3.50	X	3.73	X	2	=	26.11	SQ.MT
15	1.38	X	2.43	X	2	=	6.71	SQ.MT
16	0.80	X	7.04	X	1	=	5.63	SQ.MT
B1	3.90	X	0.70	X	8	=	21.84	SQ.MT
TOTAL						=	198.97	SQ.MT
DUCT DEDUCTION (Y2)								
D1	2.17	X	1.61	X	4	=	13.97	SQ.MT
D2	1.60	X	1.39	X	2	=	4.45	SQ.MT
TOTAL						=	18.42	SQ.MT
STAIRCASE,LIFT & LIFT LOBBY DEDUCTION (Y3)								
S1	1.70	X	1.60	X	2	=	5.44	SQ.MT
"	0.20	X	1.71	X	2	=	0.68	SQ.MT
"	3.30	X	3.22	X	2	=	21.25	SQ.MT
"	3.50	X	2.43	X	2	=	17.01	SQ.MT
S2	1.55	X	2.46	X	8	=	30.50	SQ.MT
L1	2.40	X	2.80	X	2	=	13.44	SQ.MT
"	0.20	X	1.71	X	2	=	0.68	SQ.MT
L2	2.60	X	3.40	X	1	=	8.84	SQ.MT
LO	4.00	X	1.73	X	1	=	6.92	SQ.MT
"	1.90	X	1.52	X	2	=	5.78	SQ.MT
"	2.17	X	1.72	X	2	=	7.46	SQ.MT
"	9.72	X	1.52	X	2	=	29.55	SQ.MT
TOTAL						=	147.56	SQ.MT
TOTAL Y4 (Y1 + Y2 + Y3)						=	364.96	SQ.MT
NET BUILT -UP AREA (X-Y4)						=	420.74	SQ.MT
BALCONY STATEMENT								
B1 (ENCL.BAL.)	3.90	X	0.70	X	8	=	21.84	SQ.MT
TOTAL						=	21.84	SQ.MT
10% BALCONY AREA						=	42.07	SQ.MT
PROPOSED BALCONY						=	21.84	SQ.MT
EXCESS BALCONY						=	0.00	SQ.MT
TOTAL						=	420.74	SQ.MT

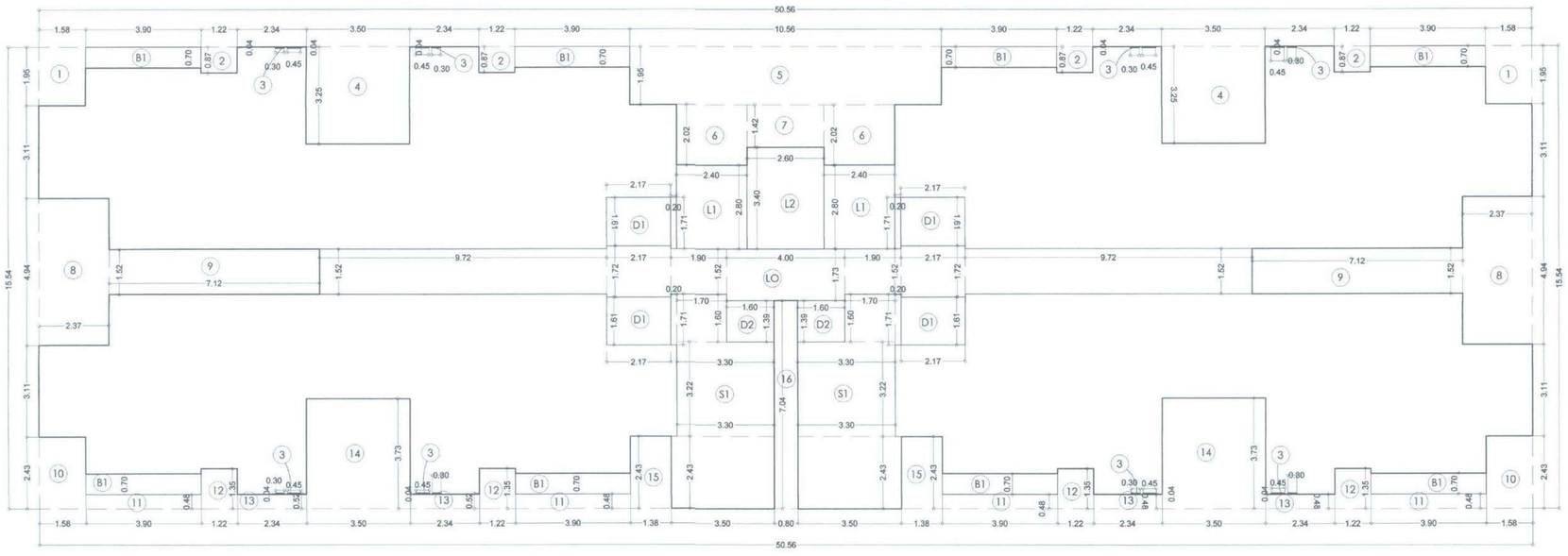

LINE AREA DIAGRAM OF 36TH LOWER DUPLEX FLOOR PLAN.

SCALE 1:100

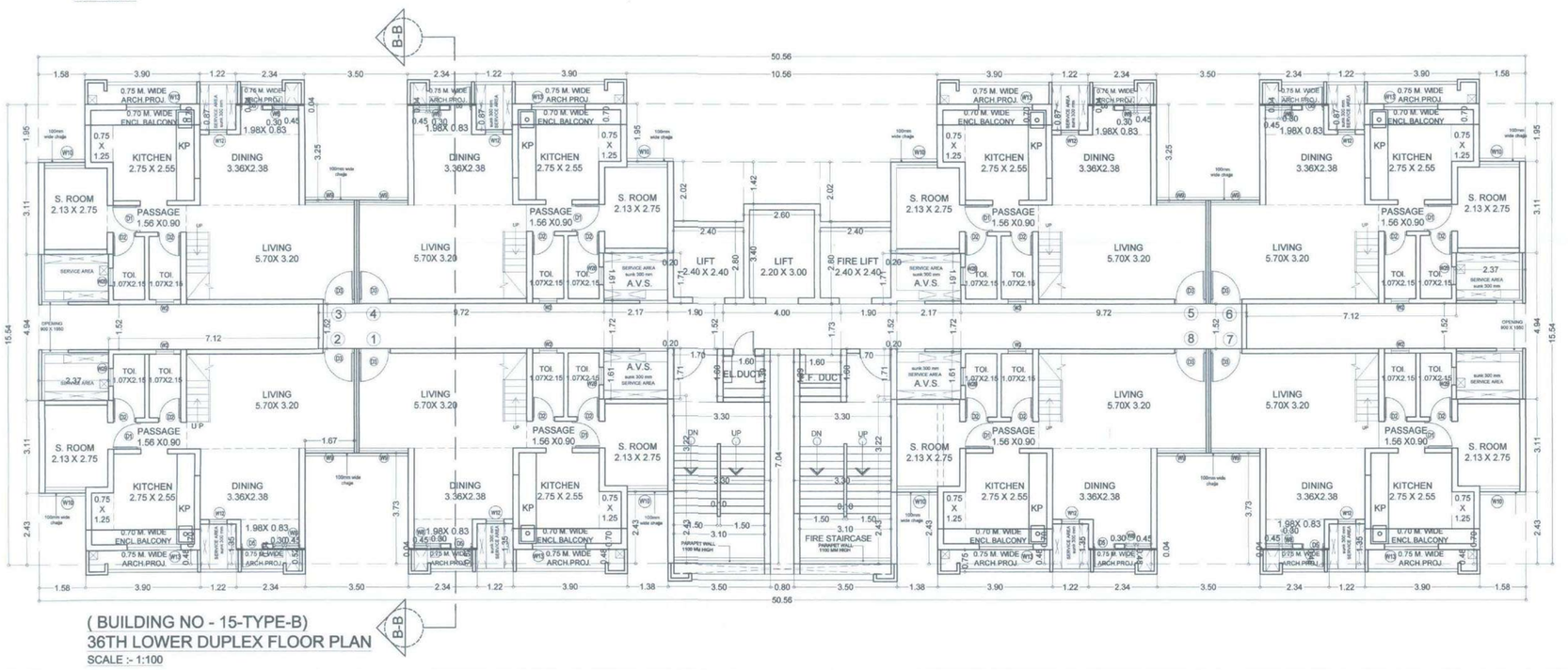

(BUILDING NO - 15-TYPE-B)
36TH LOWER DUPLEX FLOOR PLAN

SCALE :- 1:100

BUILT UP AREA CALCULATION OF BUILDING NO -15, TYPE B								
36TH LOWER DUPLEX FLOOR								
ADDITION (X)								
A	50.56	X	15.54	X	1	=	785.70	SQ.MT
TOTAL						=	785.70	SQ.MT
DEDUCTION (Y1)								
1	1.58	X	1.95	X	2	=	6.16	SQ.MT
2	1.22	X	0.87	X	4	=	4.25	SQ.MT
3	0.30	X	0.04	X	8	=	0.10	SQ.MT
"	0.45	X	0.04	X	8	=	0.14	SQ.MT
4	3.50	X	3.25	X	2	=	22.75	SQ.MT
5	10.56	X	1.95	X	1	=	20.59	SQ.MT
6	2.40	X	2.02	X	2	=	9.70	SQ.MT
7	2.60	X	1.42	X	1	=	3.69	SQ.MT
8	2.37	X	4.94	X	2	=	23.42	SQ.MT
9	7.12	X	1.52	X	2	=	21.64	SQ.MT
10	1.58	X	2.43	X	2	=	7.68	SQ.MT
11	3.90	X	0.48	X	4	=	7.49	SQ.MT
12	1.22	X	1.35	X	4	=	6.59	SQ.MT
13	2.34	X	0.48	X	4	=	4.49	SQ.MT
14	3.50	X	3.73	X	2	=	26.11	SQ.MT
15	1.38	X	2.43	X	2	=	6.71	SQ.MT
16	0.80	X	7.04	X	1	=	5.63	SQ.MT
B1	3.90	X	0.70	X	8	=	21.84	SQ.MT
TOTAL						=	198.97	SQ.MT
DUCT DEDUCTION (Y2)								
D1	2.17	X	1.61	X	4	=	13.97	SQ.MT
D2	1.60	X	1.39	X	2	=	4.45	SQ.MT
TOTAL						=	18.42	SQ.MT
STAIRCASE,LIFT & LIFT LOBBY DEDUCTION (Y3)								
S1	1.70	X	1.60	X	2	=	5.44	SQ.MT
"	0.20	X	1.71	X	2	=	0.68	SQ.MT
"	3.30	X	3.22	X	2	=	21.25	SQ.MT
"	3.50	X	2.43	X	2	=	17.01	SQ.MT
L1	2.40	X	2.80	X	2	=	13.44	SQ.MT
"	0.20	X	1.71	X	2	=	0.68	SQ.MT
L2	2.60	X	3.40	X	1	=	8.84	SQ.MT
LO	4.00	X	1.73	X	1	=	6.92	SQ.MT
"	1.90	X	1.52	X	2	=	5.78	SQ.MT
"	2.17	X	1.72	X	2	=	7.46	SQ.MT
"	9.72	X	1.52	X	2	=	29.55	SQ.MT
TOTAL						=	117.06	SQ.MT
TOTAL Y4 (Y1 + Y2 + Y3)						=	334.46	SQ.MT
NET BUILT -UP AREA (X-Y4)						=	451.25	SQ.MT
BALCONY STATEMENT								
B1 (ENCL.BAL.)	3.90	X	0.70	X	8	=	21.84	SQ.MT
TOTAL						=	21.84	SQ.MT
10% BALCONY AREA						=	45.12	SQ.MT
PROPOSED BALCONY						=	21.84	SQ.MT
EXCESS BALCONY						=	0.00	SQ.MT
TOTAL						=	451.25	SQ.MT

SCHEDULE OF DOOR & WINDOW FOR LOWER &UPPER DUPLEX (36TH &37TH FLOOR)			
SR.NO.	NOMENCLATURE	SIZE IN METER	LOCATION
1	W1	1.83 X 2.10	MASTER BED ROOM
2	W2	0.60 X 0.90	TOILET & DINING
3	W2B	0.60 X 1.80	TOILET
4	W8	0.60 X 1.20	STUDY ROOM
5	W9	1.67 X 1.35	LIVING/DINING
6	W10	1.38 X 1.35	STUDY ROOM
7	W11	0.80 X 1.35	LOBBY WINDOW
8	W12	0.60 X 1.20	DINING
9	W13	1.83 X 2.10	KITCHEN
10	D1	0.90 X 2.10	M.BED, STUDY
11	D2	0.75 X 2.10	TOILET
12	D3	1.06 X 2.10	ENTRANCE DOOR
13	D4	1.05 X 2.10	STAIRCASE DOOR
14	D11	0.75X 2.00	ELECTRICAL SHAFT
15	D12	0.90X 2.00	FIRE FIGHTING
16	D13	0.75 X 1.35	L.V. SHAFT

PROFORMA -B

12/ 21

CONTENTS OF SHEET

LOWER & UPPER DUPLEX (36TH & 37TH) FLOOR PLAN
(BUILDING NO - 15B)

LINE AREA DIAGRAM CALCULATION & LIGHT & VENTILATION CALCULATIONS,
SCHEDULE OF DOOR & WINDOW

STAMP AND DATE OF RECEIPT OF PLAN

AS BUIL[illegible] RAWINGS APPROVED
Subject to the conditions mentioned in this office letter no.
CIDCO/NAINA/ PANVEL/Kon/BP-94/OC/2019/385/SAP/SP(BP)/120
Date: 30/MAR 2019
Associate Planner (NAINA)

STAMP AND DATE OF APPROVAL OF PLAN

DESCRIPTION OF PROPOSAL & PROPERTY

PROPOSED DEVELOPMENT OF RENTAL HOUSING SCHEME ON LAYOUT BEARING S.NO.80/A,85/0,83/7+4B+5B,83/2A,83/3,86/1,90/1A,90/1B,90/11, 90/10,90/9,90/3B,90/7,90/8,90/4,91/5 VILLAGE KON, TALUKA - PANVEL, DIST.RAIGAD.

NORTH	JOB. NO.	DRG. NO.	DRAWN BY
	322	12/ 21	
	SCALE	DATE	CHECKED BY
	1: 100	-	-
REVISIONS	DESCRIPTION :		
R-0			

NAME OF THE OWNER — SIGNATURE

M/S LUCINA LAND DEVELOPMENT LIMITED.

NAME ADDRESS AND SIGNATURE OF ARCHITECT (L.S.) — SIGNATURE

Octave Consultants
Architects, Interior & Landscape Designers
Indiabulls Finance Center, Tower -1, 15th Floor,Senapati Bapat Marg, Elphinstone Road, Mumbai 400 013.

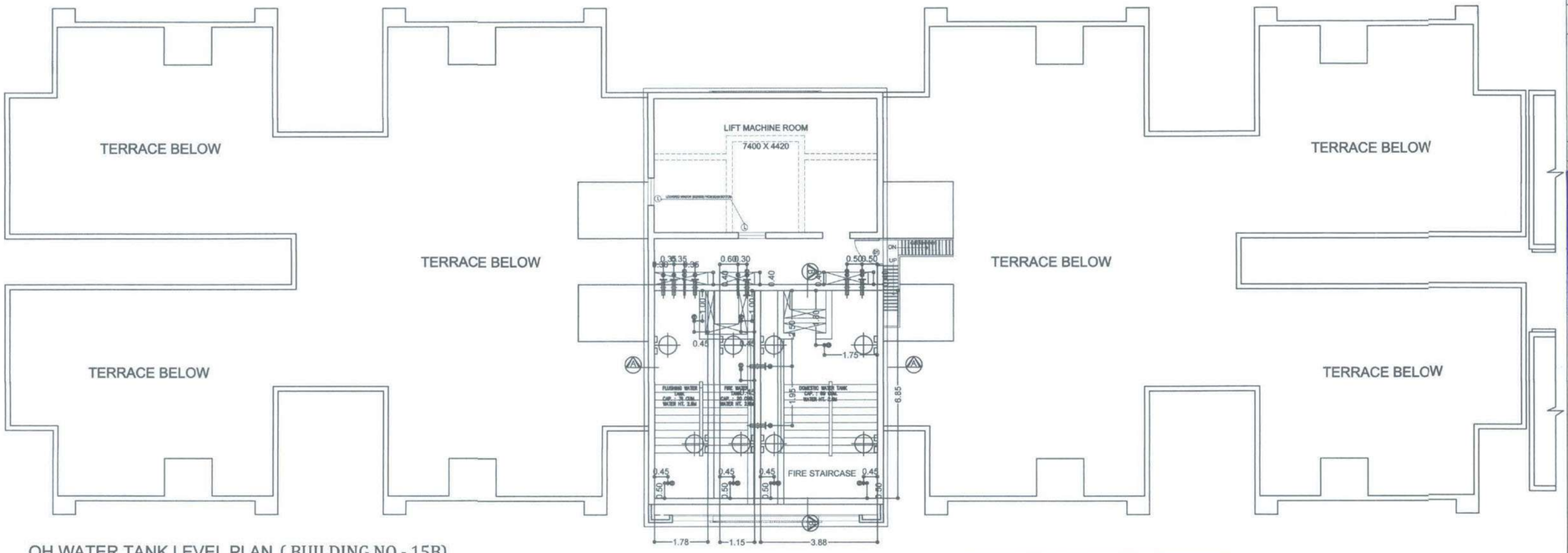

OH WATER TANK LEVEL PLAN. (BUILDING NO - 15B)
SCALE 1:100

TANK SCHEDULE

SR NO.	DESCRIPTION		CAPACITY	WATER DEPTH
1	FLT	FLUSHING WATER TANK	31.0 M³	2.6 M
2	FT	FIRE WATER TANK	20.0 M³	2.6 M
3	DT	DOMESTIC WATER TANK	69.0 M³	2.6 M

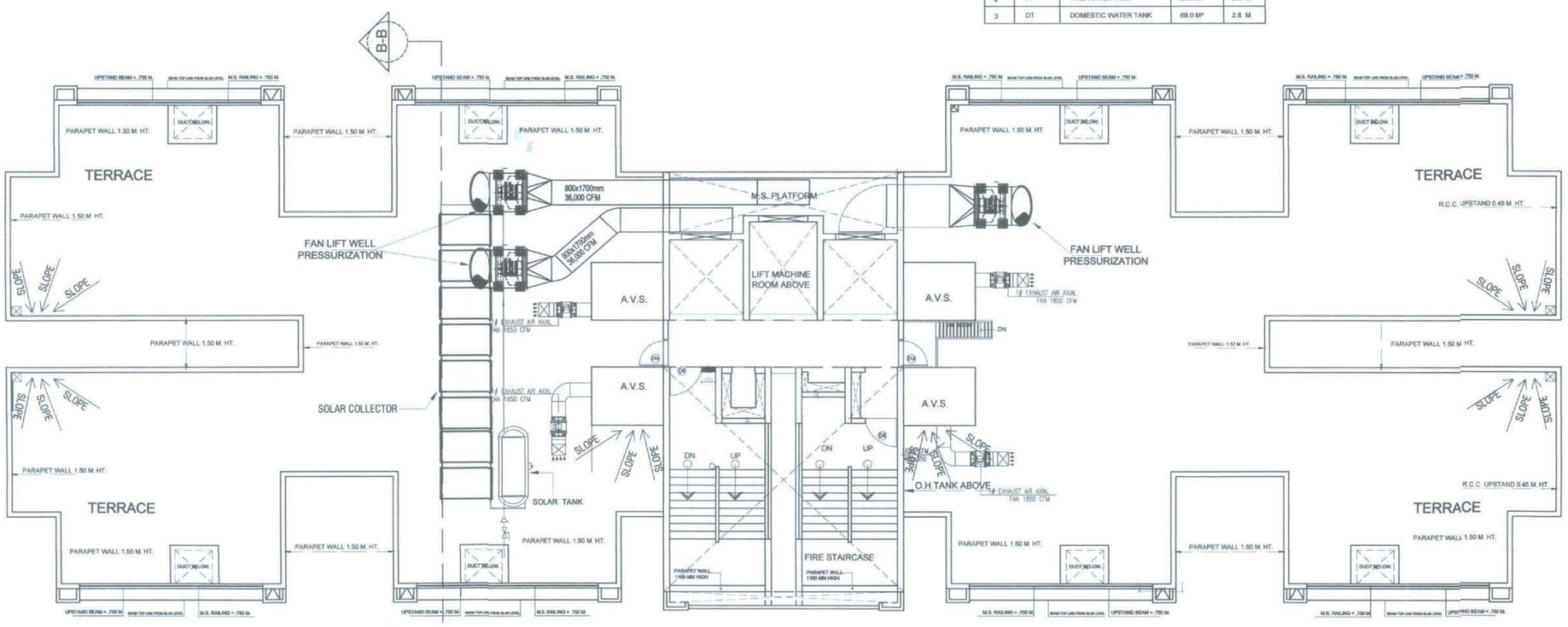

TERRACE FLOOR PLAN(BUILDING NO - 15B)
SCALE 1:100

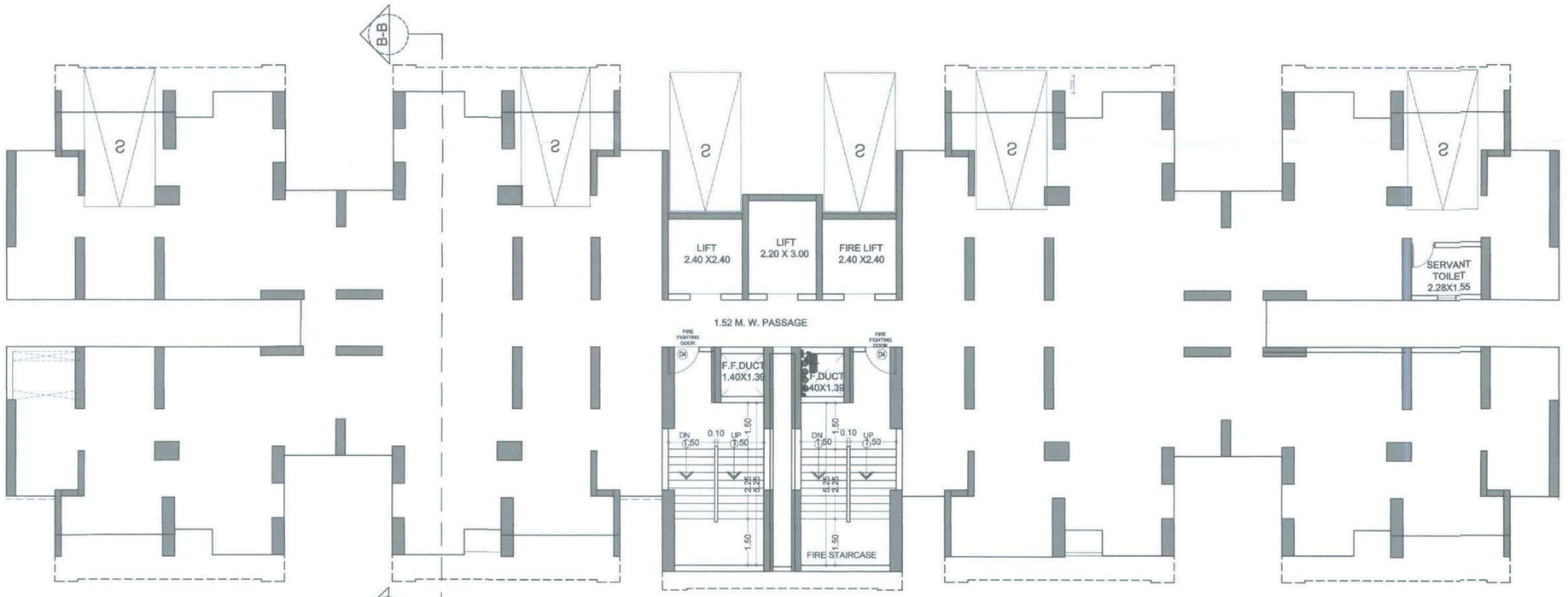

STILT / 1ST(PARKING) FLOOR PLAN (BLDG. NO. 15-B)
SCALE 1 : 100

PROFORMA -B | 13/ 21

CONTENTS OF SHEET

TERRACE FLOOR PLAN (BUILDING NO - 15-B)
WATER TANK LEVEL PLAN

STAMP AND DATE OF RECEIPT OF PLAN

AS BUILT DRAWINGS APPROVED
Subject to the conditions mentioned in this office letter no.
CIDCO/NAINA/ PANVEL/Kon/BP-94/OC/2019/385/SAP/SP (BP)/120
Date: 30 MAR 2019
Associate Planner (NAINA)

STAMP AND DATE OF APPROVAL OF PLAN

DESCRIPTION OF PROPOSAL & PROPERTY

PROPOSED DEVELOPMENT OF RENTAL HOUSING SCHEME ON LAYOUT BEARING S.NO.80/A,85/0,83/7+4B+5B,83/2A,83/3,86/1,90/1A,90/1B,90/11, 90/10,90/9,90/3B,90/7,90/8,90/4,91/5 VILLAGE KON, TALUKA - PANVEL, DIST.RAIGAD.

NORTH	JOB. NO.	DRG. NO.	DRAWN BY
	322	13/ 21	
	SCALE	DATE	CHECKED BY
	1: 100	-	-
REVISIONS	DESCRIPTION :		
R-0			

NAME OF THE OWNER — SIGNATURE

M/S LUCINA LAND DEVELOPMENT LIMITED.

LUCINA LAND DEVELOPMENT LIMITED

NAME ADDRESS AND SIGNATURE OF ARCHITECT (L.S.) — SIGNATURE

Octave Consultants
Architects, Interior & Landscape Designers
Indiabulls Finance Center, Tower -1, 15th Floor,Senapati Bapat Marg, Elphinstone Road, Mumbai 400 013.

OCTAVE CONSULTANTS

LIGHT & VENTILATION CALCULATION (BLDG -16 A) FLAT NO- 1, 4,5&8 (TYPICAL FLOOR)												
NO.	ROOM	SIZE			CARPET AREA		1/6 AREA REQUIRED	PROPOSED WINDOW SIZE			PROPOSED WINDOW AREA	SYMBOL
1	LIVING	3.05	X	4.87	14.85	14.85	2.48	1.83	X	2.10	3.84	W1
2	KITCHEN	2.75	X	2.28	6.27	6.27	1.05	1.00	X	2.10	2.10	D6
3	BED ROOM	3.05	X	3.80	11.59	12.77	2.13	1.83	X	2.10	3.84	W1
	"	1.97	X	0.60	1.18							W13
4	TOILET	1.36	X	2.28	3.10	3.10	0.52	0.60	X	1.80	1.08	W2B
5	W.C	1.36	X	0.92	1.25	1.25	0.21	0.60	X	0.90	0.54	W2B

LIGHT & VENTILATION CALCULATION (BLDG -16 A) FLAT NO-2,3,6 &7 (TYPICAL FLOOR)												
NO.	ROOM	SIZE			CARPET AREA		1/6 AREA REQUIRED	PROPOSED WINDOW SIZE			PROPOSED WINDOW AREA	SYMBOL
1	LIVING	3.05	X	4.87	14.85	14.85	2.48	1.83	X	2.10	3.84	W1
2	KITCHEN	2.75	X	2.28	6.27	6.27	1.05	0.75	X	1.35	2.59	W12
								0.75	X	2.10		D5
3	BED ROOM	3.05	X	3.80	11.59	12.86	2.14	1.83	X	2.10	3.84	W1
	"	2.12	X	0.60	1.27							W13
4	TOILET	1.36	X	2.28	3.10	3.10	0.52	0.60	X	1.80	1.08	W2B
5	W.C	1.36	X	0.92	1.25	1.25	0.21	0.60	X	0.90	0.54	W2B

SCHEDULE OF DOOR & WINDOW			
SR.NO.	NOMENCLATURE	SIZE IN METER	LOCATION
1	W1	1.83 X 2.10	BED ROOM /LIVING
2	W2	0.60X 0.90	TOILET
3	W2A	0.33 X 0.90	W.C (FLAT 2,4,57)
4	W2B	0.60 X 1.80	W.C(FLAT 1 TO 8)
5	W4	1.22 X 1.35	DINING(FLAT 1,3,6,8)
6	W11	0.80X0.85	LOBBY WINDOW
7	W12	0.75X 1.35	KITCHEN (FLAT 1,3,6,8)
8	W13	0.90 X 1.35	BED ROOM
9	W14	0.92X 1.35	STAIRCASE DOOR
10	D1	0.90 X 2.10	M.BED, STUDY
11	D2	0.75 X 2.10	TOILET
12	D3	1.06 X 2.10	ENTRY DOOR
13	D4	1.05 X 2.10	STAIRCASE DOOR
14	D5	0.75 X 2.10	KITCHEN DOOR(FLAT NO2,3,67)
15	D6	1.00 X 2.10	KITCHEN DOOR(FLAT NO 1,4,5,8)

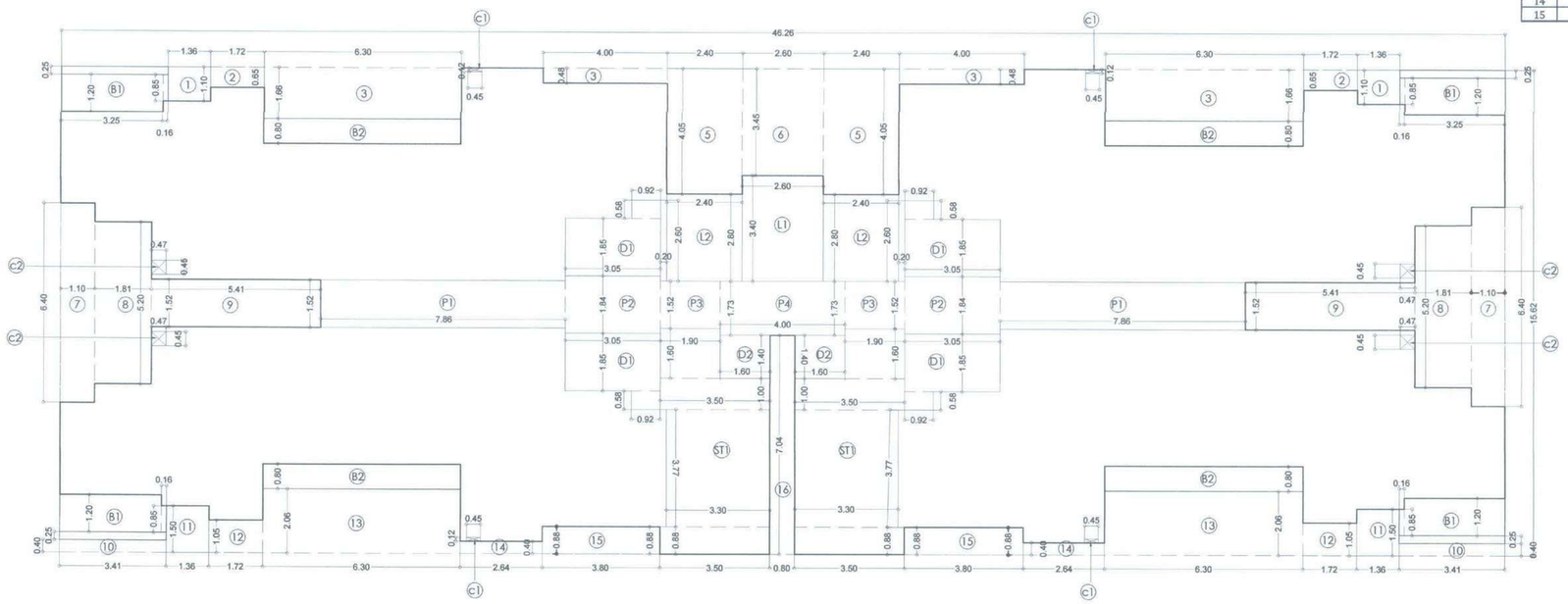

LINE AREA DIAGRAM OF TYPICAL FLOOR PLAN

1ST TO 6TH, 8TH TO 11TH, 13TH TO 16TH, 18TH TO 21ST, 23RD TO 26TH, 28TH TO 31ST, 33RD TO 35TH TYPICAL FLOOR PLAN

SCALE 1:100

BUILT UP AREA CALCULATION BUILDING NO - 16-A									
1ST TO 6TH, 8TH TO 11TH, 13TH TO 16TH, 18TH TO 21ST, 23RD TO 26TH, 28TH TO 31ST, 33RD TO 35TH TYPICAL FLOOR PLAN									
ADDITION (X)									
A	46.26	X	15.62	X	1	X	1	=	722.58 SQ.MT
TOTAL								=	722.58 SQ.MT
DEDUCTION (Y1)									
B1	3.25	X	1.20	X	1	X	4	=	15.60 SQ.MT
	0.16	X	0.85	X	1	X	4	=	0.54 SQ.MT
1	1.36	X	1.10	X	1	X	2	=	2.99 SQ.MT
2	1.72	X	0.65	X	1	X	2	=	2.24 SQ.MT
3	6.30	X	1.66	X	1	X	2	=	20.92 SQ.MT
B2	6.30	X	0.80	X	1	X	4	=	20.16 SQ.MT
4	4.00	X	0.48	X	1	X	2	=	3.84 SQ.MT
5	2.40	X	4.05	X	1	X	2	=	19.44 SQ.MT
6	2.60	X	3.45	X	1	X	1	=	8.97 SQ.MT
7	1.10	X	6.40	X	1	X	2	=	14.08 SQ.MT
8	1.81	X	5.20	X	1	X	2	=	18.82 SQ.MT
9	5.41	X	1.52	X	1	X	2	=	16.45 SQ.MT
10	3.41	X	0.40	X	1	X	2	=	2.73 SQ.MT
11	1.36	X	1.50	X	1	X	2	=	4.08 SQ.MT
12	1.72	X	1.05	X	1	X	2	=	3.61 SQ.MT
13	6.30	X	2.06	X	1	X	2	=	25.96 SQ.MT
14	2.64	X	0.40	X	1	X	2	=	2.11 SQ.MT
15	3.80	X	0.88	X	1	X	2	=	6.69 SQ.MT
16	0.80	X	7.04	X	1	X	1	=	5.63 SQ.MT
c1	0.45	X	0.12	X	1	X	4	=	0.22 SQ.MT
c2	0.47	X	0.45	X	1	X	4	=	0.85 SQ.MT
D1	3.05	X	1.85	X	1	X	4	=	22.57 SQ.MT
"	0.92	X	0.58	X	1	X	4	=	2.13 SQ.MT
D2	1.60	X	1.40	X	1	X	2	=	4.48 SQ.MT
ST1	3.50	X	0.88	X	1	X	2	=	6.16 SQ.MT
"	3.30	X	3.77	X	1	X	2	=	24.88 SQ.MT
"	3.50	X	1.00	X	1	X	2	=	7.00 SQ.MT
"	1.90	X	1.60	X	1	X	2	=	6.08 SQ.MT
L1	2.60	X	3.40	X	1	X	1	=	8.84 SQ.MT
L2	2.40	X	2.80	X	1	X	2	=	13.44 SQ.MT
"	0.20	X	2.60	X	1	X	2	=	1.04 SQ.MT
P1	7.86	X	1.52	X	1	X	2	=	23.89 SQ.MT
P2	3.65	X	1.84	X	1	X	2	=	11.22 SQ.MT
P3	1.90	X	1.52	X	1	X	2	=	5.78 SQ.MT
P4	4.00	X	1.73	X	1	X	1	=	6.92 SQ.MT
TOTAL								=	340.36 SQ.MT
NET BUILT -UP AREA (X-Y4)								=	382.22 SQ.MT
BALCONY STATEMENT									
B1(ENCL.BAL.)	3.41	X	0.85	X	1	X	4	=	11.59 SQ.MT
"	3.25	X	0.35	X	1	X	4	=	4.55 SQ.MT
B2(ENCL.BAL.)	6.30	X	0.80	X	1	X	4	=	20.16 SQ.MT
TOTAL								=	36.30 SQ.MT
10% BALCONY AREA								=	38.22 SQ.MT
PROPOSED BALCONY								=	36.30 SQ.MT
EXCESS BALCONY								=	0.00 SQ.MT
TOTAL								=	382.22 SQ.MT

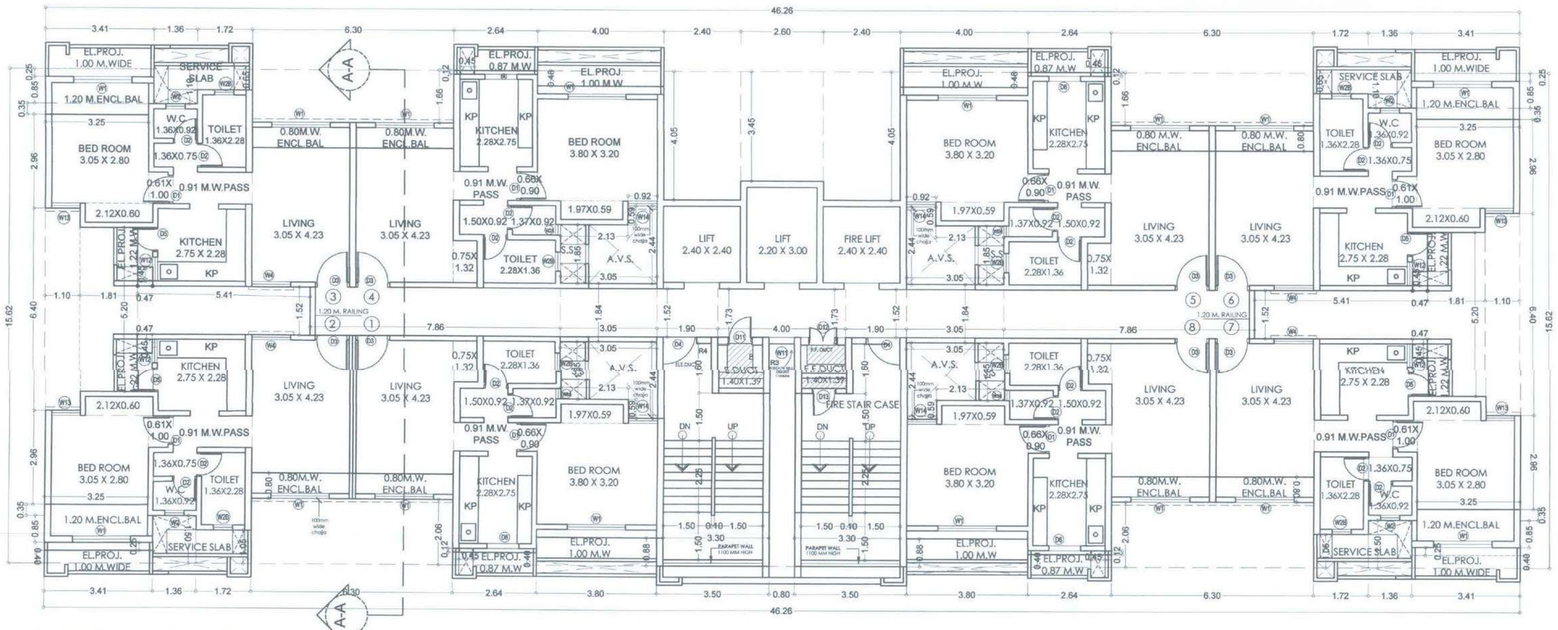

TYPICAL FLOOR PLAN (BUILDING NO - 16A)

1ST TO 6TH, 8TH TO 11TH, 13TH TO 16TH, 18TH TO 21ST, 23RD TO 26TH, 28TH TO 31ST, 33RD TO 35TH TYPICAL FLOOR PLAN

SCALE 1:100

TENAMENT AREA STATEMENT BUILDING - 16-A					
FLOORS	FLAT No.	CARPET AREA	BALCONY AREA ENCL.	BALCONY AREA PROJECTED	B/U AREA
1ST TO 6TH, 8TH TO 11TH, 12TH TO 16TH, 18TH TO 21ST, 23RD TO 26TH , 28TH TO 31ND & 33RD TO 35TH TYPICAL FLOOR	1	42.27	2.52		50.20
	2	38.47	6.56		45.62
	3	38.47	6.56		45.62
	4	42.27	2.52		50.20
	5	42.27	2.52		50.20
	6	38.47	6.56		45.62
	7	38.47	6.56		45.62
	8	42.27	2.52		50.20
7TH, 12TH, 17TH, 22ND, 27TH & 32ND TYPICAL REFUGE FLOOR	2	38.47	6.56		45.62
	3	38.47	6.56		45.62
	4	42.27	2.52		50.20
	5	42.27	2.52		50.20
	6	38.47	6.56		45.62
	7	38.47	6.56		45.62
36TH FLOOR	1	42.27	2.52		50.20
	2	38.37	6.56		45.62
	3	84.85	5.04		99.85
	4				
	5	84.85	5.04		99.85
	6				
	7	84.85	5.04		99.85
	8				
37TH FLOOR	1	84.85	5.04		99.85
	2				
	3	84.85	5.04		99.85
	4				
	5	84.85	5.04		99.85
	6				
	7	84.85	5.04		99.85
	8				

PROFORMA -B

14/ 21

CONTENTS OF SHEET

TYPICAL FLOOR PLAN (BUILDING NO - 16A)
1ST TO 6TH, 8TH TO 11TH, 13TH TO 16TH, 18TH TO 21ST, 23RD TO 26TH, 28TH TO 31ST, 33RD TO 35TH TYPICAL FLOOR PLAN
LINE AREA DIAGRAM CALCULATION ,
LIGHT & VENTILATION CALCULATIONS
TENEMENT AREA STATEMENT & SCHEDULE OF DOOR & WINDOW

STAMP AND DATE OF RECEIPT OF PLAN

AS BUILT DRAWINGS APPROVED
Subject to this conditions mentioned in this office letter no.
CIDCO/NAINA/ PANVEL/Kon/BP-94/OC/2019/385/SAP/SP
Date: 30 MAR 2019 (BP)/120
Associate Planner (NAINA)

STAMP AND DATE OF APPROVAL OF PLAN

DESCRIPTION OF PROPOSAL & PROPERTY

PROPOSED DEVELOPMENT OF RENTAL HOUSING SCHEME ON LAYOUT BEARING S.NO.80/A,85/0,83/7+4B+5B,83/2A,83/3,86/1,90/1A,90/1B,90/11, 90/10,90/9,90/3B,90/7,90/8,90/4,91/5 VILLAGE KON, TALUKA - PANVEL, DIST.RAIGAD.

NORTH	JOB. NO.	DRG. NO.	DRAWN BY
	322	14/ 21	
	SCALE	DATE	CHECKED BY
	1: 100	-	-
REVISIONS	DESCRIPTION :		
R-0			

NAME OF THE OWNER — SIGNATURE

M/S LUCINA LAND DEVELOPMENT LIMITED.

NAME ADDRESS AND SIGNATURE OF ARCHITECT (L.S.) — SIGNATURE

Octave Consultants
Architects, Interior & Landscape Designers
Indiabulls Finance Center, Tower -1, 15th Floor,Senapati Bapat Marg
Elphinstone Road, Mumbai 400 013.

LIGHT & VENTILATION CALCULATION (BLDG -16 A)
FLAT NO- 4,&5 (REFUGE FLOOR)

NO.	ROOM	SIZE			CARPET AREA		1/6 AREA REQUIRED	PROPOSED WINDOW SIZE			PROPOSED WINDOW AREA	SYMBOL
1	LIVING	3.05	X	4.87	14.85	14.85	2.48	1.83	X	2.10	3.84	W1
2	KITCHEN	2.75	X	2.28	6.27	6.27	1.05	1.00	X	2.10	2.10	D6
3	BED ROOM	3.05	X	3.80	11.59	12.77	2.13	1.83	X	2.10	3.84	W1
	"	1.97	X	0.60	1.18							W13
4	TOILET	1.36	X	2.28	3.10	3.10	0.52	0.60	X	1.80	1.08	W2B
5	W.C	1.36	X	0.92	1.25	1.25	0.21	0.60	X	0.90	0.54	W2B

LIGHT & VENTILATION CALCULATION (BLDG -16 A)
FLAT NO-2,3,6 &7 (REFUGE FLOOR)

NO.	ROOM	SIZE			CARPET AREA		1/6 AREA REQUIRED	PROPOSED WINDOW SIZE			PROPOSED WINDOW AREA	SYMBOL
1	LIVING	3.05	X	4.87	14.85	14.85	2.48	1.83	X	2.10	3.84	W1
2	KITCHEN	2.75	X	2.28	6.27	6.27	1.05	0.75	X	1.35	2.59	W12
								0.75	X	2.10		D5
3	BED ROOM	3.05	X	3.80	11.59	12.86	2.14	1.83	X	2.10	3.84	W1
	"	2.12	X	0.60	1.27							W13
4	TOILET	1.36	X	2.28	3.10	3.10	0.52	0.60	X	1.80	1.08	W2B
5	W.C	1.36	X	0.92	1.25	1.25	0.21	0.60	X	0.90	0.54	W2B

SCHEDULE OF DOOR & WINDOW

SR.NO.	NOMENCLATURE	SIZE IN METER	LOCATION
1	W1	1.83 X 2.10	BED ROOM /LIVING
2	W2	0.60X 0.90	TOILET
3	W2A	0.33 X 0.90	W.C (FLAT 2,4,57)
4	W2B	0.60 X 1.80	W.C(FLAT 1 TO 8)
5	W4	1.22 X 1.35	DINING(FLAT 1,3,6,8)
6	W11	0.80X0.85	LOBBY WINDOW
7	W12	0.75X 1.35	KITCHEN (FLAT 1,3,6,8)
8	W13	0.90 X 1.35	BED ROOM
9	W14	0.92X 1.35	STAIRCASE DOOR
10	D1	0.90 X 2.10	M.BED, STUDY
11	D2	0.75 X 2.10	TOILET
12	D3	1.06 X 2.10	ENTRY DOOR
13	D4	1.05 X 2.10	STAIRCASE DOOR
14	D5	0.75 X 2.10	KITCHEN DOOR(FLAT NO2,3,67)
15	D6	1.00 X 2.10	KITCHEN DOOR(FLAT NO 1,4,5,8)

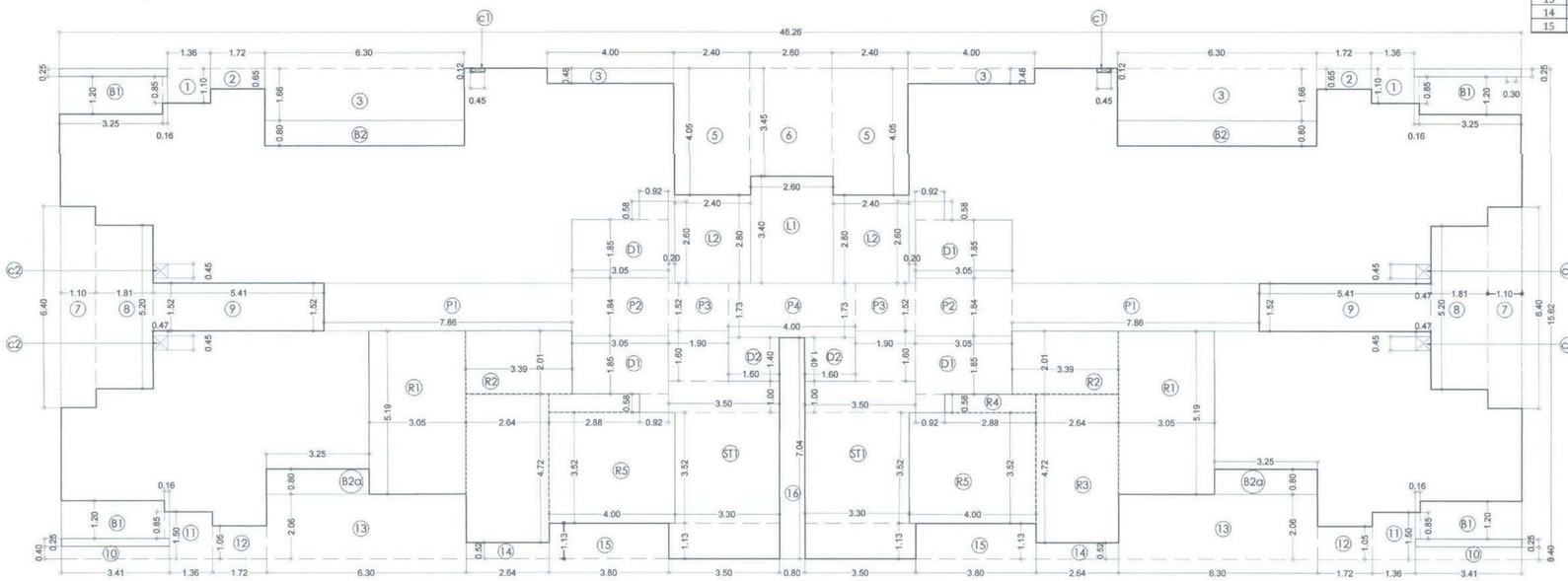

LINE AREA DIAGRAM OF TYPICAL REFUGE FLOOR
7TH, 12TH, 17TH, 22ND, 27TH & 32ND TYPICAL FLOOR
SCALE 1:100

BUILT UP AREA CALCULATION BUILDING NO - 16-A
TYPICAL REFUGE AREA CALCULATION FOR7TH,12TH,17TH,22ND,27TH & 32ND FLOOR

ADDITION (X)									
A	46.26	X	15.62	X	1	X	1	=	722.58 SQ.MT
TOTAL								=	**722.58 SQ.MT**
DEDUCTION (Y1)									
B1	3.25	X	1.20	X	1	X	4	=	15.60 SQ.MT
	0.16	X	0.85	X	1	X	4	=	0.54 SQ.MT
1	1.36	X	1.10	X	1	X	2	=	2.99 SQ.MT
2	1.72	X	0.65	X	1	X	2	=	2.24 SQ.MT
3	6.30	X	1.66	X	1	X	2	=	20.92 SQ.MT
B2	6.30	X	0.80	X	1	X	2	=	10.08 SQ.MT
4	4.00	X	0.48	X	1	X	2	=	3.84 SQ.MT
5	2.40	X	4.05	X	1	X	2	=	19.44 SQ.MT
6	2.60	X	3.45	X	1	X	1	=	8.97 SQ.MT
7	1.10	X	6.40	X	1	X	2	=	14.08 SQ.MT
8	1.81	X	5.20	X	1	X	2	=	18.82 SQ.MT
9	5.41	X	1.52	X	1	X	2	=	16.45 SQ.MT
10	3.41	X	0.40	X	1	X	2	=	2.73 SQ.MT
11	1.36	X	1.50	X	1	X	2	=	4.08 SQ.MT
12	1.72	X	1.05	X	1	X	2	=	3.61 SQ.MT
B2a	3.25	X	0.80	X	1	X	2	=	5.20 SQ.MT
13	6.30	X	2.06	X	1	X	2	=	25.96 SQ.MT
14	2.64	X	0.52	X	1	X	2	=	2.75 SQ.MT
15	3.80	X	1.13	X	1	X	2	=	8.59 SQ.MT
16	0.80	X	7.04	X	1	X	1	=	5.63 SQ.MT
c1	0.45	X	0.12	X	1	X	2	=	0.11 SQ.MT
c2	0.47	X	0.45	X	1	X	4	=	0.85 SQ.MT
D1	3.05	X	1.85	X	1	X	4	=	22.57 SQ.MT
"	0.92	X	0.58	X	1	X	4	=	2.13 SQ.MT
D2	1.60	X	1.40	X	1	X	2	=	4.48 SQ.MT
ST1	3.50	X	1.13	X	1	X	2	=	7.91 SQ.MT
"	3.30	X	3.52	X	1	X	2	=	23.23 SQ.MT
"	3.50	X	1.00	X	1	X	2	=	7.00 SQ.MT
"	1.90	X	1.60	X	1	X	2	=	6.08 SQ.MT
L1	2.60	X	3.40	X	1	X	1	=	8.84 SQ.MT
L2	2.40	X	2.80	X	1	X	2	=	13.44 SQ.MT
"	0.20	X	2.60	X	1	X	2	=	1.04 SQ.MT
P1	7.86	X	1.52	X	1	X	2	=	23.89 SQ.MT
P2	3.05	X	1.84	X	1	X	2	=	11.22 SQ.MT
P3	1.90	X	1.52	X	1	X	2	=	5.78 SQ.MT
P4	4.00	X	1.73	X	1	X	1	=	6.92 SQ.MT
TOTAL								=	**338.01 SQ.MT**
DEDUCT REFUGE AREA									
R1	3.05	X	5.19	X	1	X	2	=	31.68 SQ.MT
R2	3.39	X	2.01	X	1	X	2	=	13.65 SQ.MT
R3	2.64	X	4.72	X	1	X	2	=	24.94 SQ.MT
R4	2.88	X	0.58	X	1	X	2	=	3.34 SQ.MT
R5	4.00	X	3.52	X	1	X	2	=	28.16 SQ.MT
TOTAL REFUGE AREA								=	**101.77 SQ.MT**
NET BUILT UP AREA								=	**282.80 SQ.MT**
BALCONY STATEMENT									
B1(ENCL.BAL.)	3.41	X	0.85	X	1	X	4	=	11.59 SQ.MT
"	3.25	X	0.35	X	1	X	4	=	4.55 SQ.MT
B2(ENCL.BAL.)	6.30	X	0.80	X	1	X	2	=	10.08 SQ.MT
B2a(ENCL.BAL.)	3.25	X	0.80	X	1	X	2	=	5.20 SQ.MT
TOTAL								=	**31.42 SQ.MT**
10% BALCONY AREA								=	28.28 SQ.MT
PROPOSED BALCONY								=	31.42 SQ.MT
EXCESS BALCONY								=	3.14 SQ.MT
EXCESS REFUGE AREA								=	32.76 SQ.MT
TOTAL BUILT UP AREA								=	**318.70 SQ.MT**

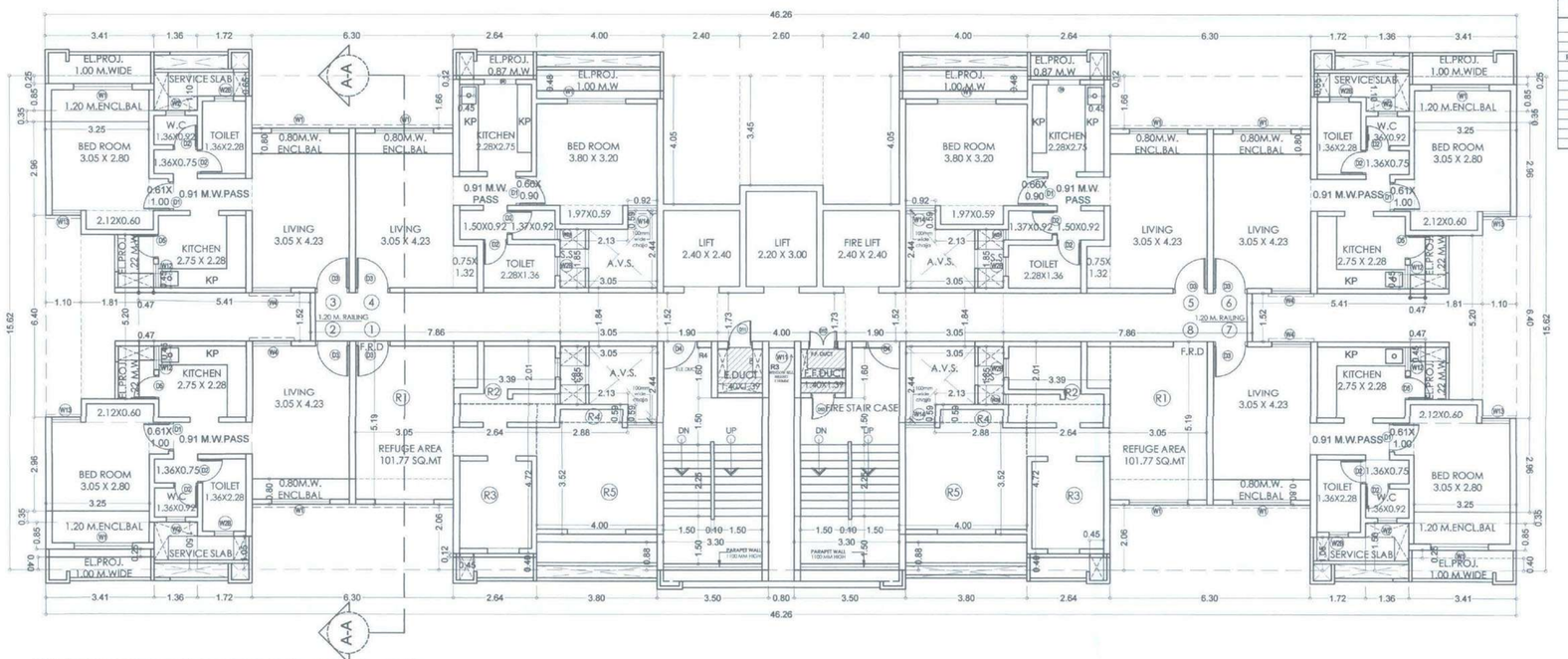

TYPICAL REFUGE FLOOR (BUILDING NO - 16A)
7TH, 12TH, 17TH, 22ND, 27TH & 32ND TYPICAL FLOOR
SCALE 1:100

REFUGE AREA STATEMENT FOR 7TH,12TH,17TH,22ND,27TH & 32ND TYPICAL REFUGE FLOOR (BLDG. NO. 16-A)

FLOOR	AS PER OCCUPANT LOAD				AS PER NO OF PERSON			
	BUA	X	FLOOR	TOTAL	NO OF FLAT	X	FLOOR	TOTAL
UPPER FLOOR	560.63	X	4.00	2242.52	8	X	4	32
PART REFUGE FLOOR	558.10	X	1.00	558.10	6	X	1	6
	TOTAL AREA			2800.62	TOTAL NO OF FLAT			38
	OCCUPANT LOAD			12.5	PERSON PER FLAT			5
	NO OF PERSON			224.05	NO OF PERSON/S			190
REFUGE AREA 0.30SQ.MT/PERSON				67.215				57.00
REQUIRED REFUGE AREA MAXIMUM OF ABOVE						=		67.215
AREA FOR WHEEL CHAIR @ 0.90 OF EVERY 200 SQ.MT						=		1.80
TOTAL REQUIRED REFUGE AREA						=		69.015
TOTAL PROPOSED REFUGE AREA						=		101.77
EXCESS REFUGE AREA						=		32.76

PROFORMA -B

15/ 21

CONTENTS OF SHEET

TYPICAL REFUGE FLOOR PLAN { BUILDING NO - 16A)
7TH, 12TH, 17TH, 22ND, 27TH & 32ND FLOOR
LINE AREA DIAGRAM CALCULATION .
LIGHT & VENTILATION CALCULATIONS,
REFUGE AREA STATEMENT & CALCULATIONS
SCHEDULE OF DOOR & WINDOW

STAMP AND DATE OF RECEIPT OF PLAN

AS BUILT DRAWINGS APPROVED
Subject to the conditions mentioned in this office letter no.
CIDCO/NAINA/ PANVEL/Kon/BP-94/OC/2019/385/SAP/SP (CBD)/120
Date: 30/ MAR /2019
Associate Planner (NAINA)

STAMP AND DATE OF APPROVAL OF PLAN

DESCRIPTION OF PROPOSAL & PROPERTY

PROPOSED DEVELOPMENT OF RENTAL HOUSING SCHEME ON LAYOUT BEARING S.NO.80/A,85/0,83/7+4B+5B,83/2A,83/3,86/1,90/1A,90/1B,90/11, 90/10,90/9,90/3B,90/7,90/8,90/4,91/5 VILLAGE KON, TALUKA - PANVEL, DIST.RAIGAD.

NORTH	JOB. NO.	DRG. NO.	DRAWN BY
	322	15/ 21	
	SCALE	DATE	CHECKED BY
	1: 100	-	-

REVISIONS	DESCRIPTION :
R-0	

NAME OF THE OWNER — SIGNATURE

M/S LUCINA LAND DEVELOPMENT LIMITED.

NAME ADDRESS AND SIGNATURE OF ARCHITECT (L.S.) — SIGNATURE

Octave Consultants
Architects, Interior & Landscape Designers
Indiabulls Finance Center, Tower -1, 15th Floor,Senapati Bapat Marg
Elphinstone Road, Mumbai 400 013.

LIGHT & VENTILATION CALCULATION (BLDG -16 A)
FLAT NO- 1(36th FLOOR)

NO.	ROOM	SIZE			CARPET AREA		1/6 AREA REQUIRED	PROPOSED WINDOW SIZE			PROPOSED WINDOW AREA	SYMBOL
1	LIVING	3.05	X	4.87	14.85	14.85	2.48	1.83	X	2.10	3.84	W1
2	KITCHEN	2.28	X	2.75	6.27	6.27	1.05	1.00	X	2.10	2.10	D5
3	BED ROOM	3.80	X	3.20	12.16	13.34	2.22	1.83	X	2.10	5.09	W1
	"	1.97	X	0.60	1.18			0.92		1.35		W14
4	TOILET	2.28	X	1.36	3.10	3.10	0.52	0.60	X	1.80	1.08	W2B
5	W.C	1.36	X	0.92	1.25	1.25	0.21	0.33	X	0.90	0.30	W2A

LIGHT & VENTILATION CALCULATION (BLDG -16 A)
FLAT NO- 2 (36th FLOOR)

NO.	ROOM	SIZE			CARPET AREA		1/6 AREA REQUIRED	PROPOSED WINDOW SIZE			PROPOSED WINDOW AREA	SYMBOL
1	LIVING	3.05	X	4.87	14.85	14.85	2.48	1.83	X	2.10	3.84	W1
2	KITCHEN	2.75	X	2.28	6.28	6.28	1.05	0.75	X	1.35	2.59	W12
								0.75	X	2.10		D5
3	BED ROOM	3.05	X	3.80	11.59	12.77	2.13	1.83	X	2.10	5.06	W1
	"	1.97	X	0.60	1.18			0.90		1.35		W13
4	TOILET	2.28	X	1.36	3.10	3.10	0.52	0.60	X	1.80	1.08	W2B

LIGHT & VENTILATION CALCULATION (BLDG -16A)
FLAT NO- 3 & 4,5&6 ,7 &8 (36TH SIMPLEX FLOOR)

NO.	ROOM	SIZE			CARPET AREA		1/6 AREA REQUIRED	PROPOSED WINDOW SIZE			PROPOSED WINDOW AREA	TOTAL
1	LIVING/DINING	6.30	X	4.23	26.65	26.65	4.44	1.83	X	2.10	7.69	7.69
2	KITCHEN	2.28	X	2.75	6.27	6.27	1.05	1.00	X	2.10	2.10	2.10
3	BED ROOM	3.05	X	3.80	11.59	11.59	1.93	1.38	X	1.35	1.86	1.86
4	TOILET	1.36	X	2.28	3.10	3.10	0.52	0.90	X	1.35	1.22	W13
5	W.C	1.36	X	0.92	1.25	1.25	0.21	0.60	X	0.90	0.54	0.54

LIGHT & VENTILATION CALCULATION (BLDG -16 A)
FLAT NO- 1& 2, 3 & 4,5&6, 7 &8 (37TH SIMPLEX FLOOR)

NO.	ROOM	SIZE			CARPET AREA		1/6 AREA REQUIRED	PROPOSED WINDOW SIZE			PROPOSED WINDOW AREA	TOTAL
1	LIVING/DINING	6.30	X	4.23	26.65	26.65	4.44	1.83	X	2.10	3.84	
								1.83	X	2.10	3.84	7.69
2	STUDY ROOM	1.98	X	3.21	6.36	6.36	1.06	0.62	X	1.20	0.74	0.74
3	TOILET	1.22	X	2.22	2.71	2.71	0.45	0.60	X	1.80	1.08	1.08
4	M.BED ROOM	5.08	X	2.16	10.97	19.05	3.18	1.83	X	2.10	3.84	
	"	3.50	X	1.95	6.83			1.38	X	1.35	1.86	5.71
	"	2.13	X	0.59	1.26							
5	M.TOILET	2.28	X	2.15	4.90	4.90	0.82	0.60	X	1.80	1.08	1.08

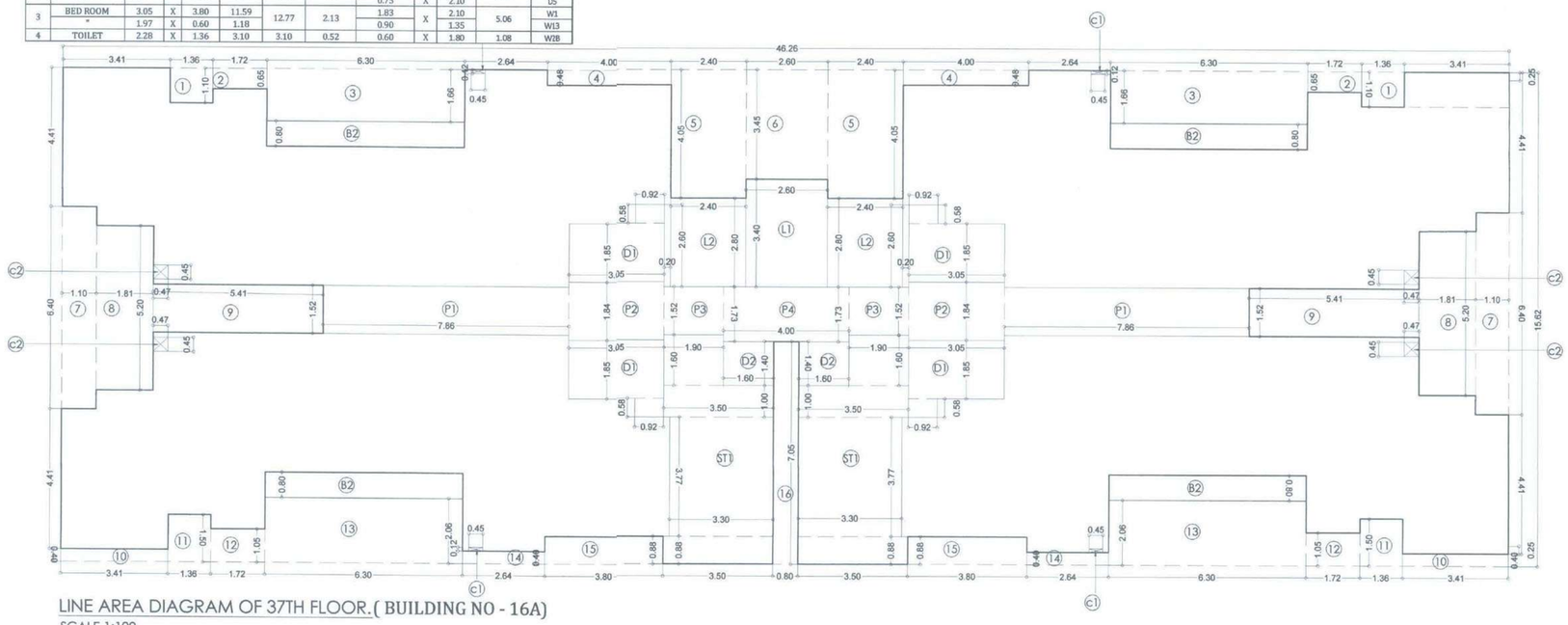

LINE AREA DIAGRAM OF 37TH FLOOR.(BUILDING NO - 16A)
SCALE 1:100

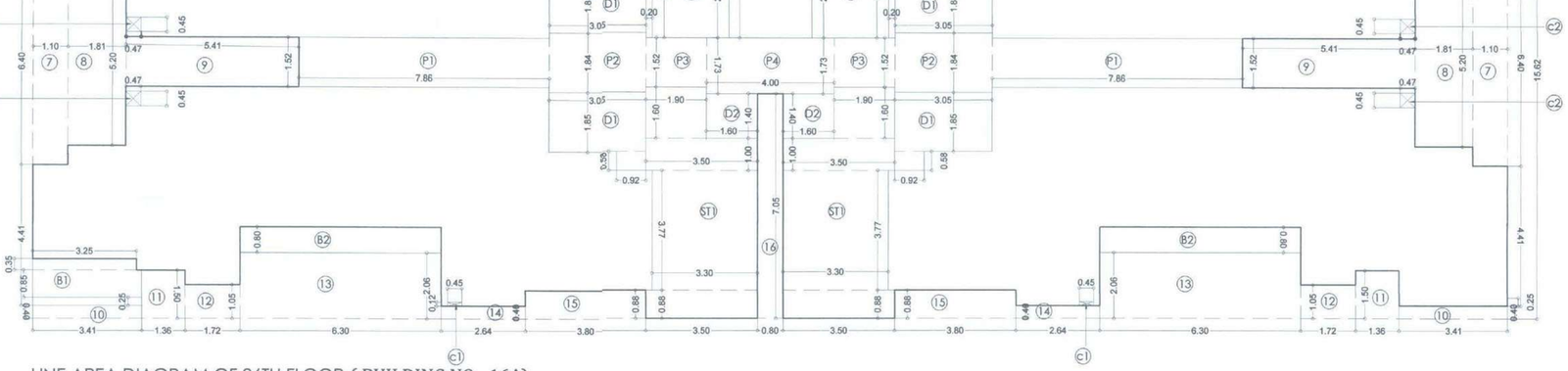

37TH FLOOR PLAN.(BUILDING NO - 16A)
SCALE 1:100

BUILT UP AREA CALCULATION BUILDING NO - 16-A
37TH FLOOR

ADDITION (X)									
A	46.26	X	15.62	X	1	X	1	=	722.58 SQ.MT
TOTAL								=	**722.58 SQ.MT**
DEDUCTION (Y1)									
1	1.36	X	1.10	X	1	X	2	=	2.99 SQ.MT
2	1.72	X	0.65	X	1	X	2	=	2.24 SQ.MT
3	6.30	X	1.66	X	1	X	2	=	20.92 SQ.MT
4	4.00	X	0.48	X	1	X	2	=	3.84 SQ.MT
5	2.40	X	4.05	X	1	X	2	=	19.44 SQ.MT
6	2.60	X	3.45	X	1	X	1	=	8.97 SQ.MT
7	1.10	X	6.40	X	1	X	2	=	14.08 SQ.MT
8	1.81	X	5.20	X	1	X	2	=	18.82 SQ.MT
9	5.41	X	1.52	X	1	X	2	=	16.45 SQ.MT
10	3.41	X	0.40	X	1	X	2	=	2.73 SQ.MT
11	1.36	X	1.50	X	1	X	2	=	4.08 SQ.MT
12	1.72	X	1.05	X	1	X	2	=	3.61 SQ.MT
13	6.30	X	2.06	X	1	X	2	=	25.96 SQ.MT
14	2.64	X	0.40	X	1	X	2	=	2.11 SQ.MT
15	3.80	X	0.88	X	1	X	2	=	6.69 SQ.MT
16	0.80	X	7.05	X	1	X	1	=	5.64 SQ.MT
B2	6.30	X	0.80	X	1	X	4	=	20.16 SQ.MT
c1	0.45	X	0.12	X	1	X	4	=	0.22 SQ.MT
c2	0.47	X	0.45	X	1	X	4	=	0.85 SQ.MT
TOTAL								=	**179.80 SQ.MT**
DUCT DEDUCTION (Y2)									
D1	3.05	X	1.85	X	1	X	4	=	22.57 SQ.MT
"	0.92	X	0.58	X	1	X	4	=	2.13 SQ.MT
D2	1.60	X	1.40	X	1	X	2	=	4.48 SQ.MT
TOTAL								=	**29.18 SQ.MT**
STAIRCASE,LIFT & LIFT LOBBY DEDUCTION (Y3)									
ST1	3.50	X	0.88	X	1	X	2	=	6.16 SQ.MT
"	3.30	X	3.77	X	1	X	2	=	24.88 SQ.MT
"	3.50	X	1.00	X	1	X	2	=	7.00 SQ.MT
"	1.90	X	1.60	X	1	X	2	=	6.08 SQ.MT
L1	2.60	X	3.40	X	1	X	1	=	8.84 SQ.MT
L2	2.40	X	2.80	X	1	X	2	=	13.44 SQ.MT
"	0.20	X	2.60	X	1	X	2	=	1.04 SQ.MT
P1	7.86	X	1.52	X	1	X	2	=	23.89 SQ.MT
P2	3.05	X	1.84	X	1	X	2	=	11.22 SQ.MT
P3	1.90	X	1.52	X	1	X	2	=	5.78 SQ.MT
P4	4.00	X	1.73	X	1	X	1	=	6.92 SQ.MT
TOTAL								=	**115.25 SQ.MT**
TOTAL Y4 (Y1 + Y2 + Y3)								=	**324.23 SQ.MT**
NET BUILT -UP AREA (X-Y4)								=	**398.35 SQ.MT**
BALCONY STATEMENT									
B2(ENCL.BAL.)	6.30	X	0.80	X	1	X	4	=	20.16 SQ.MT
TOTAL								=	**20.16 SQ.MT**
10% BALCONY AREA								=	39.84 SQ.MT
PROPOSED BALCONY								=	20.16 SQ.MT
EXCESS BALCONY								=	0.00 SQ.MT
TOTAL								=	**398.35 SQ.MT**

SCHEDULE OF DOOR & WINDOW
FOR (36TH &37TH FLOOR)

SR.NO.	NOMENCLATURE	SIZE IN METER	LOCATION
1	W1	1.83 X 2.10	BED ROOM
2	W2	0.60 X 0.90	TOILET & DINING
3	W2B	0.60 X 1.80	TOILET
4	W2A	0.33 X 0.90	W.C
5	W9	1.67 X 1.35	LIVING/DINING
6	W11	0.80 X 1.35	LOBBY WINDOW
7	W12	0.75 X 1.35	KITCHEN DOOR
8	W13	0.75 X 1.35	BED ROOM
9	D5	0.75 X 2.10	KITCHEN DOOR
10	D6	1.00X2.10	KITCHEN
11	D1	0.90X2.10	BED
12	D2	0.75X 2.10	TOILET
13	D3	1.06 X 2.10	ENTRANCE DOOR
14	D4	1.05X 2.10	STAIRCASE DOOR
15	D11	0.75X 2.00	ELECTRICAL SHAFT
16	D12	0.90X 2.00	FIRE FIGHTING
17	D13	0.75 X 1.55	L.V.SHAFT
18	W14	0.92X 1.35	LIVING WINDOW

LINE AREA DIAGRAM OF 36TH FLOOR.(BUILDING NO - 16A)
SCALE 1:100

BUILT UP AREA CALCULATION BUILDING NO - 16-A
36TH FLOOR

ADDITION (X)									
A	46.26	X	15.62	X	1	X	1	=	722.58 SQ.MT
TOTAL								=	**722.58 SQ.MT**
DEDUCTION (Y1)									
1	1.36	X	1.10	X	1	X	2	=	2.99 SQ.MT
2	1.72	X	0.65	X	1	X	2	=	2.24 SQ.MT
3	6.30	X	1.66	X	1	X	2	=	20.92 SQ.MT
4	4.00	X	0.48	X	1	X	2	=	3.84 SQ.MT
5	2.40	X	4.05	X	1	X	2	=	19.44 SQ.MT
6	2.60	X	3.45	X	1	X	1	=	8.97 SQ.MT
7	1.10	X	6.40	X	1	X	2	=	14.08 SQ.MT
8	1.81	X	5.20	X	1	X	2	=	18.82 SQ.MT
9	5.41	X	1.52	X	1	X	2	=	16.45 SQ.MT
10	3.41	X	0.40	X	1	X	2	=	2.73 SQ.MT
11	1.36	X	1.50	X	1	X	2	=	4.08 SQ.MT
12	1.72	X	1.05	X	1	X	2	=	3.61 SQ.MT
13	6.30	X	2.06	X	1	X	2	=	25.96 SQ.MT
14	2.64	X	0.40	X	1	X	2	=	2.11 SQ.MT
15	3.80	X	0.88	X	1	X	2	=	6.69 SQ.MT
16	0.80	X	7.05	X	1	X	1	=	5.64 SQ.MT
B2	6.30	X	0.80	X	1	X	4	=	20.16 SQ.MT
c1	0.45	X	0.12	X	1	X	4	=	0.22 SQ.MT
c2	0.47	X	0.45	X	1	X	4	=	0.85 SQ.MT
B1	3.41	X	0.85	X	1	X	1	=	2.90 SQ.MT
"	3.25	X	0.35	X	1	X	1	=	1.14 SQ.MT
TOTAL								=	**183.84 SQ.MT**
DUCT DEDUCTION (Y2)									
D1	3.05	X	1.85	X	1	X	4	=	22.57 SQ.MT
"	0.92	X	0.58	X	1	X	4	=	2.13 SQ.MT
D2	1.60	X	1.40	X	1	X	2	=	4.48 SQ.MT
TOTAL								=	**29.18 SQ.MT**
STAIRCASE,LIFT & LIFT LOBBY DEDUCTION (Y3)									
ST	3.50	X	0.88	X	1	X	2	=	6.16 SQ.MT
"	3.30	X	3.77	X	1	X	2	=	24.88 SQ.MT
"	3.50	X	1.00	X	1	X	2	=	7.00 SQ.MT
"	1.90	X	1.60	X	1	X	2	=	6.08 SQ.MT
L1	2.60	X	3.40	X	1	X	1	=	8.84 SQ.MT
L2	2.40	X	2.80	X	1	X	2	=	13.44 SQ.MT
"	0.20	X	2.60	X	1	X	2	=	1.04 SQ.MT
P1	7.86	X	1.52	X	1	X	2	=	23.89 SQ.MT
P2	3.05	X	1.84	X	1	X	2	=	11.22 SQ.MT
P3	1.90	X	1.52	X	1	X	2	=	5.78 SQ.MT
P4	4.00	X	1.73	X	1	X	1	=	6.92 SQ.MT
TOTAL								=	**115.25 SQ.MT**
TOTAL Y4 (Y1 + Y2 + Y3)								=	**328.27 SQ.MT**
NET BUILT -UP AREA (X-Y4)								=	**394.31 SQ.MT**
BALCONY STATEMENT									
B1(ENCL.BAL.)	3.41	X	0.85	X	1	X	1	=	2.90 SQ.MT
"	3.25	X	0.35	X	1	X	1	=	1.14 SQ.MT
B2(ENCL.BAL.)	6.30	X	0.80	X	1	X	4	=	20.16 SQ.MT
TOTAL								=	**24.20 SQ.MT**
10% BALCONY AREA								=	39.43 SQ.MT
PROPOSED BALCONY								=	24.20 SQ.MT
EXCESS BALCONY								=	0.00 SQ.MT
TOTAL								=	**394.31 SQ.MT**

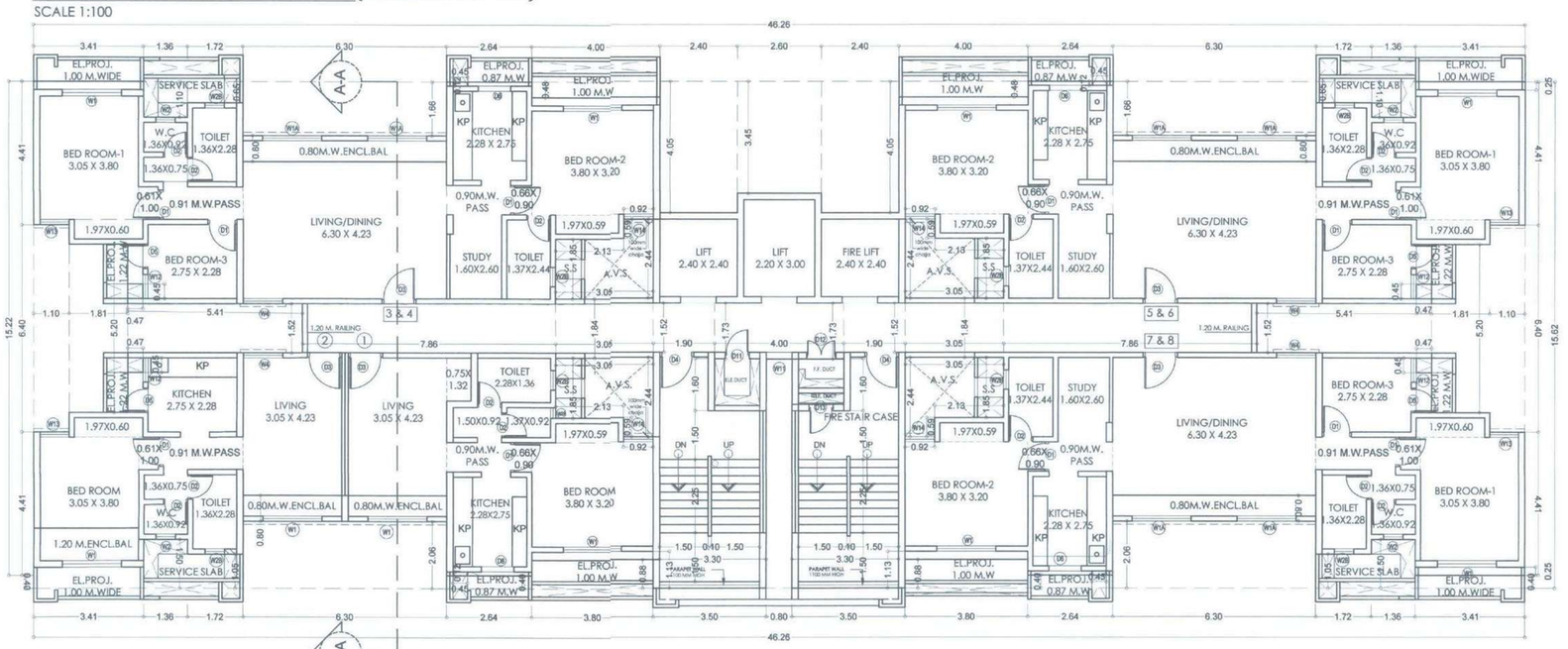

36TH FLOOR PLAN.(BUILDING NO - 16A)
SCALE 1:100

PROFORMA -B

16/ 21

CONTENTS OF SHEET

36TH & 37TH FLOOR PLAN (BUILDING NO - 16A)
LINE AREA DIAGRAM CALCULATION.
LIGHT & VENTILATION CALCULATIONS
SCHEDUL OF DOOR & WINDOW

STAMP AND DATE OF RECEIPT OF PLAN

AS BUILT DRAWINGS APPROVED
Subject to the conditions mentioned in this office letter no.
CIDCO/NAINA/ PANVEL/Kon/BP-94/OC/2019/385/SAP/SP
Date: 30 MAR 2019 (BP) 1120
Associate Planner (NAINA)

STAMP AND DATE OF APPROVAL OF PLAN

DESCRIPTION OF PROPOSAL & PROPERTY

PROPOSED DEVELOPMENT OF RENTAL HOUSING SCHEME ON LAYOUT BEARING S.NO.80/A,85/0,83/7+4B+5B,83/2A,83/3,86/1,90/1A,90/1B,90/11, 90/10,90/9,90/3B,90/7,90/8,90/4,91/5 VILLAGE KON, TALUKA - PANVEL, DIST.RAIGAD.

NORTH	JOB. NO.	DRG. NO.	DRAWN BY
	322	16/ 21	
	SCALE	DATE	CHECKED BY
	1: 100	-	-

REVISIONS	DESCRIPTION :
R-0	

NAME OF THE OWNER — SIGNATURE

M/S LUCINA LAND DEVELOPMENT LIMITED.

NAME ADDRESS AND SIGNATURE OF ARCHITECT (L.S.) — SIGNATURE

Octave Consultants
Architects, Interior & Landscape Designers
Indiabulls Finance Center, Tower -1, 15th Floor,Senapati Bapat Marg,
Elphinstone Road, Mumbai 400 013.

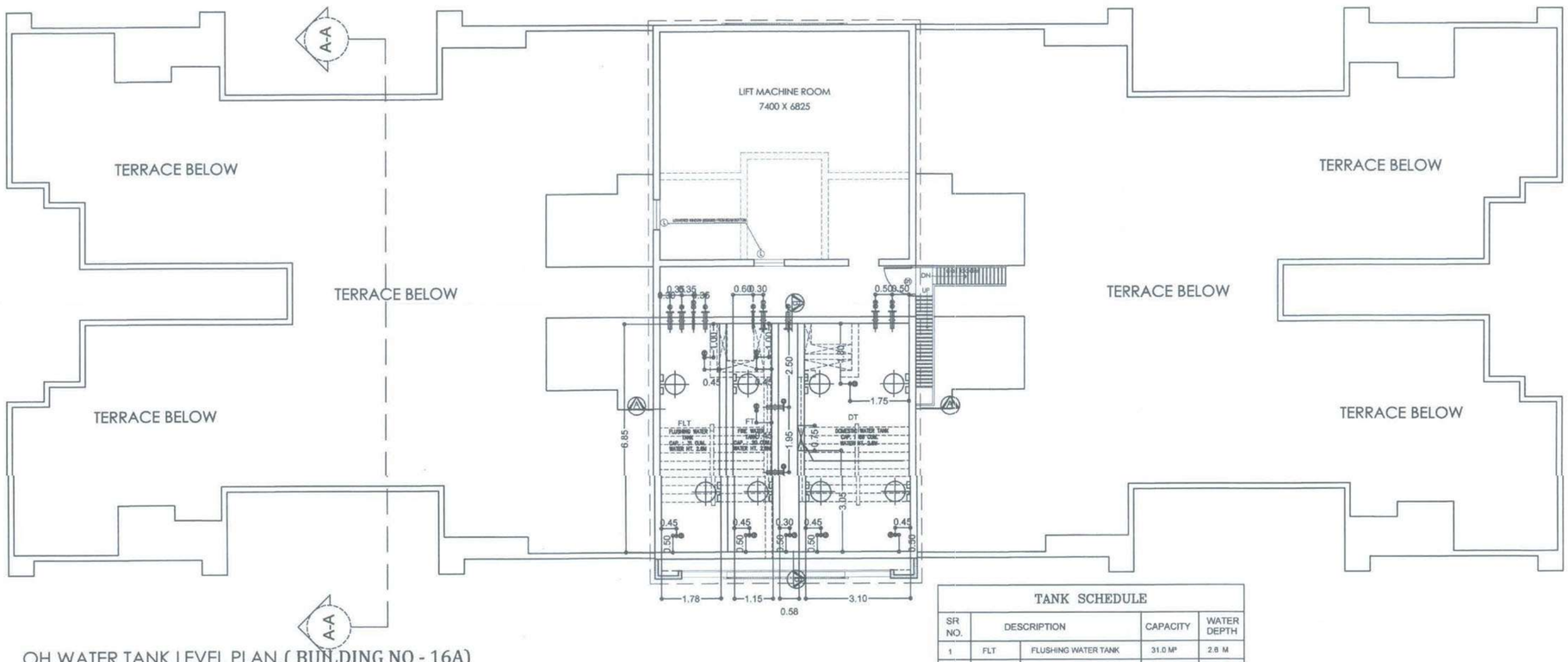

OH WATER TANK LEVEL PLAN.(BUILDING NO - 16A)

SCALE 1:100

TANK SCHEDULE

SR NO.	DESCRIPTION		CAPACITY	WATER DEPTH
1	FLT	FLUSHING WATER TANK	31.0 M³	2.6 M
2	FT	FIRE WATER TANK	20.0 M³	2.6 M
3	DT	DOMESTIC WATER TANK	89.0 M³	2.6 M

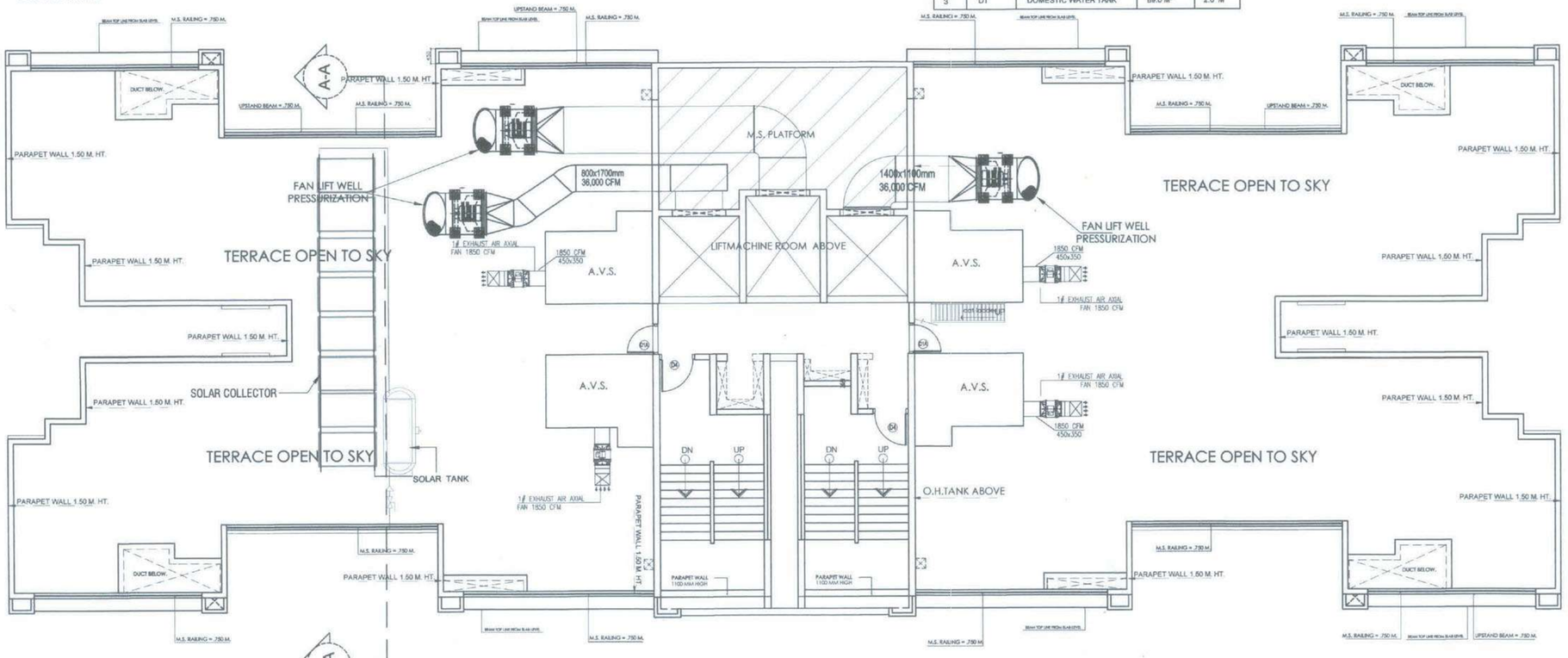

TERRACE FLOOR PLAN.(BUILDING NO - 16A)

SCALE 1:100

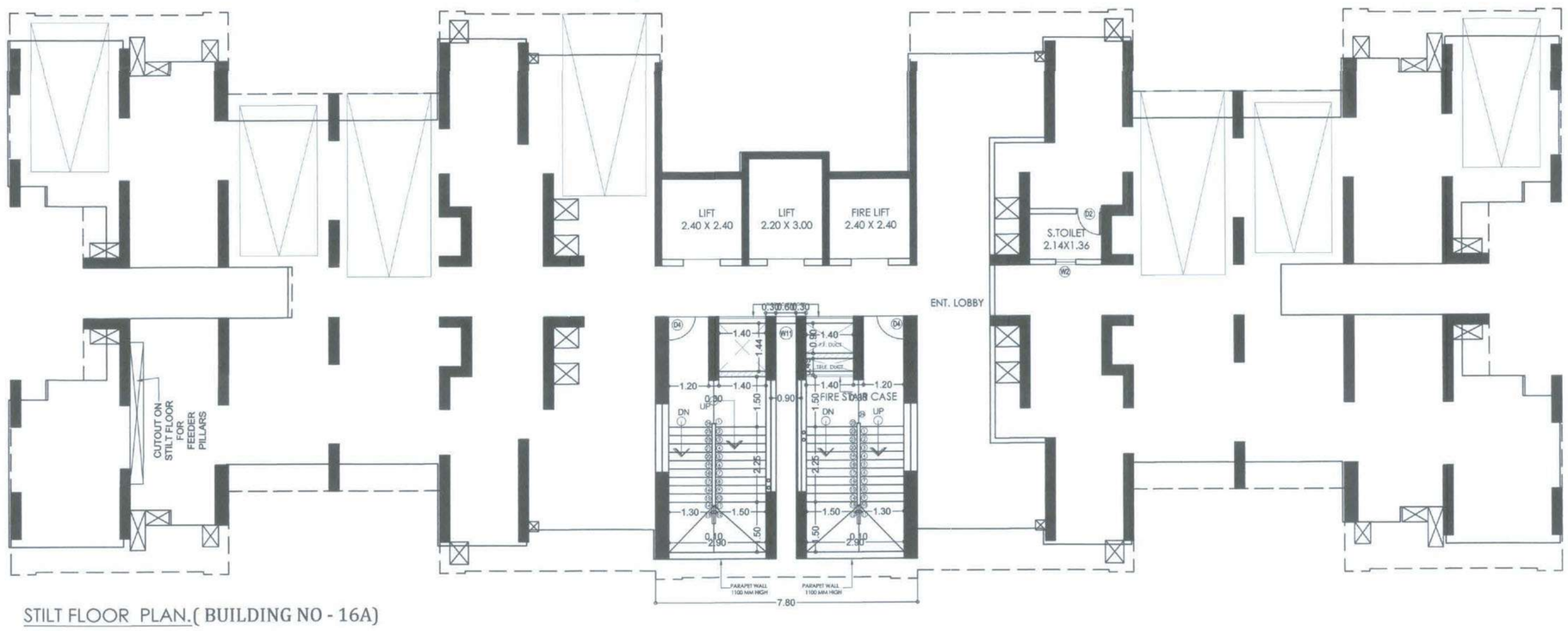

STILT FLOOR PLAN.(BUILDING NO - 16A)

SCALE 1:100

PROFORMA -B

17/ 21

CONTENTS OF SHEET

TERRACE FLOOR PLAN (BUILDING NO - 16A)
OH WATER TANK LEVEL PLAN
STILT FLOOR PLAN

STAMP AND DATE OF RECEIPT OF PLAN

AS BUILT DRAWINGS APPROVED
Subject to the conditions mentioned in this office letter no.
CIDCO/NAINA/ PANVEL/Kon/BP-94/OC/2019/385/SAP/SP (BP)/120
Date: 30, MAR 2019
Associate Planner (NAINA)

STAMP AND DATE OF APPROVAL OF PLAN

DESCRIPTION OF PROPOSAL & PROPERTY

PROPOSED DEVELOPMENT OF RENTAL HOUSING SCHEME ON LAYOUT BEARING S.NO.80/A,85/0,83/7+4B+5B,83/2A,83/3,86/1,90/1A,90/1B,90/11, 90/10,90/9,90/3B,90/7,90/8,90/4,91/5 VILLAGE KON, TALUKA - PANVEL, DIST.RAIGAD.

NORTH	JOB. NO.	DRG. NO.	DRAWN BY
	322	17/ 21	
	SCALE	DATE	CHECKED BY
	1: 100	-	-

REVISIONS	DESCRIPTION :
R-0	

NAME OF THE OWNER — SIGNATURE

M/S LUCINA LAND DEVELOPMENT LIMITED.

NAME ADDRESS AND SIGNATURE OF ARCHITECT (L.S.) — SIGNATURE

Octave Consultants
Architects, Interior & Landscape Designers
Indiabulls Finance Center, Tower -1, 15th Floor,Senapati Bapat Marg,
Elphinstone Road, Mumbai 400 013.

SECTION - G - G (BLDG.- 14-G1) (37 FLOOR)

SCALE - 1:150

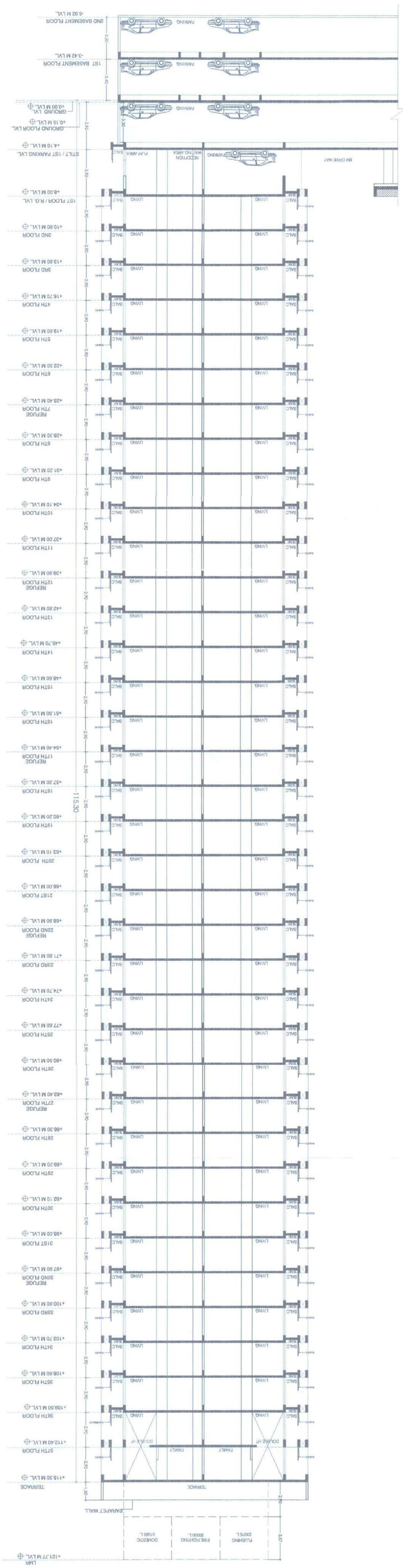

SECTION - X - X (BLDG.- 14-G1) (37 FLOOR)

SCALE - 1:150

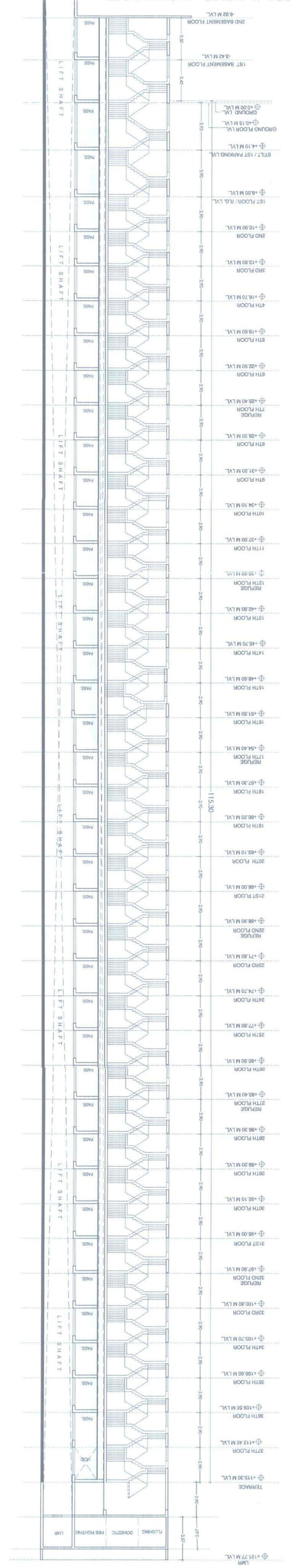

PART SECTION K-K (BLDG.- 14G1)

SCALE - 1:150

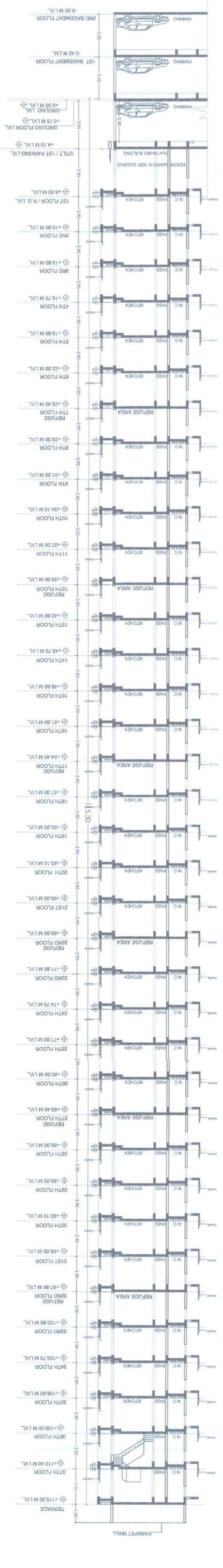

SECTION - B - B (BLDG.- 15-B) (37 FLOOR)

SCALE - 1:150

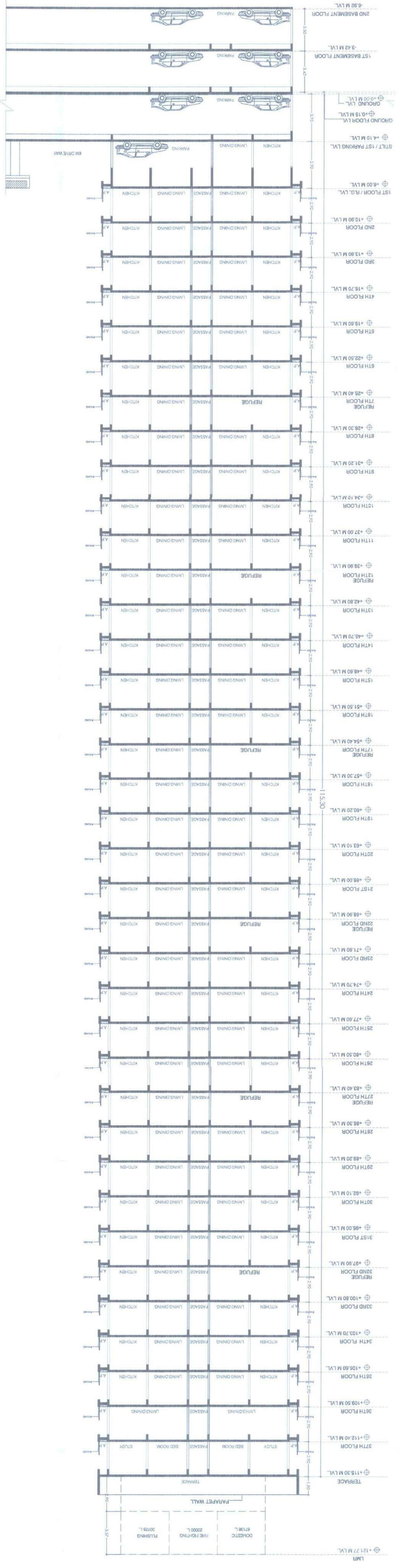

SECTION - A - A (BLDG.- 16-A) (37 FLOOR)

SCALE - 1:150

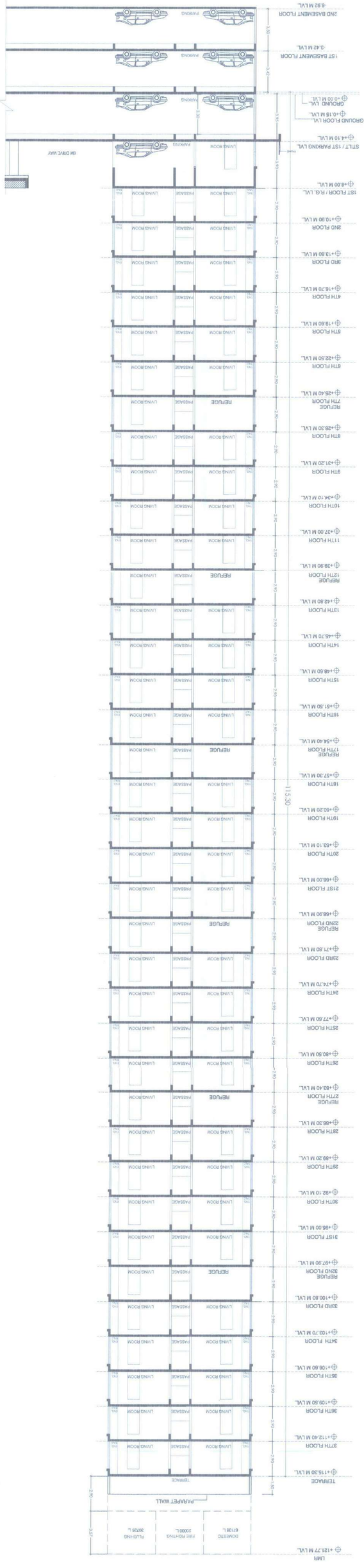

DESCRIPTION OF PROPOSAL & PROPERTY

PROPOSED DEVELOPMENT OF RENTAL HOUSING SCHEME ON LAYOUT BEARING S.NO.38/4, 85/2, 87/2+4+5+6, 87/2/2A, 87/3, 89/1, 90/1A, 90/1B, 90/1C, 90/10, 90/9, 90/28, 90/29, 90/8, 90/7, 90/8, 91/2, VILLAGE KOKAPET, KOKAPET, RANGA REDDY DISTRICT.

NO.FH	JOB. NO.	DRG. NO.	DRAWN BY
	322		
	SCALE	DATE	CHECKED BY
	1:150	18 / 21	KOKILA

REVISIONS DESCRIPTION 1

NAME OF THE OWNER	SIGNATURE
M/S LUCINA LAND DEVELOPMENT LIMITED.	

NAME ADDRESS AND SIGNATURE OF ARCHITECT (L.S.)	SIGNATURE
Octave Consultants Architects, Interior & Landscape Designers Mahendra Enclave, Tower -1, 10th Floor, Madhapur, Hyderabad-500 081.	

STAMP AND DATE OF RECEIPT OF PLAN

SECTION - G-G,X-X,K-K, A - A, B - B

CONTENTS OF SHEET

PROFORMA -B 18/ 21

STAMP AND DATE OF APPROVAL OF PLAN

AS BUILT DRAWINGS APPROVED

Subject to the conditions mentioned in this office letter no. PANVEL/Kon/BP-94/DC/2218 /dated:30/03/2019

CIDCO/NAINA/

Date: 30 MAR 2019

Associate Planner (NAINA)



FRONT ELEVATION (BLDG.- 14-G1)

SCALE - 1:150



BACK SIDE ELEVATION (BLDG.- 14-G1)

SCALE - 1:150

PROFORMA -B

19/21

CONTENTS OF SHEET

FRONT & BACK SIDE ELEVATION (BLDG. NO. 14-G1)

STAMP AND DATE OF RECEIPT OF PLAN

AS BUILT DRAWINGS APPROVED

Subject to the conditions mentioned in this office letter no.

CIDCO/NAINA/ PANVEL/Kon/BP-94/OC/2019 | 385/SAP/SD CBD/120

Date: 30 MAR 2019

Associate Planner (NAINA)

STAMP AND DATE OF APPROVAL OF PLAN

DESCRIPTION OF PROPOSAL & PROPERTY

PROPOSED DEVELOPMENT OF RENTAL HOUSING SCHEME ON LAYOUT BEARING S.NO.80/A,85/0,83/7+4B+5B,83/2A,83/3,86/1,90/1A,90/1B,90/11, 90/10,90/9,90/3B,90/7,90/8,90/4,91/5 VILLAGE KON, TALUKA - PANVEL, DIST.RAIGAD.

NORTH	JOB. NO.	DRG. NO.	DRAWN BY
	322	19/21	
	SCALE	DATE	CHECKED BY
	1: 150	-	-

REVISIONS	DESCRIPTION :
R-0	

NAME OF THE OWNER — SIGNATURE

M/S LUCINA LAND DEVELOPMENT LIMITED.

LUCINA LAND DEVELOPMENT LIMITED

NAME ADDRESS AND SIGNATURE OF ARCHITECT (L.S.) — SIGNATURE

Octave Consultants

Architects, Interior & Landscape Designers

Indiabulls Finance Center, Tower -1, 15th Floor,Senapati Bapat Marg, Elphinstone Road, Mumbai 400 013.

OCTAVE CONSULTANTS

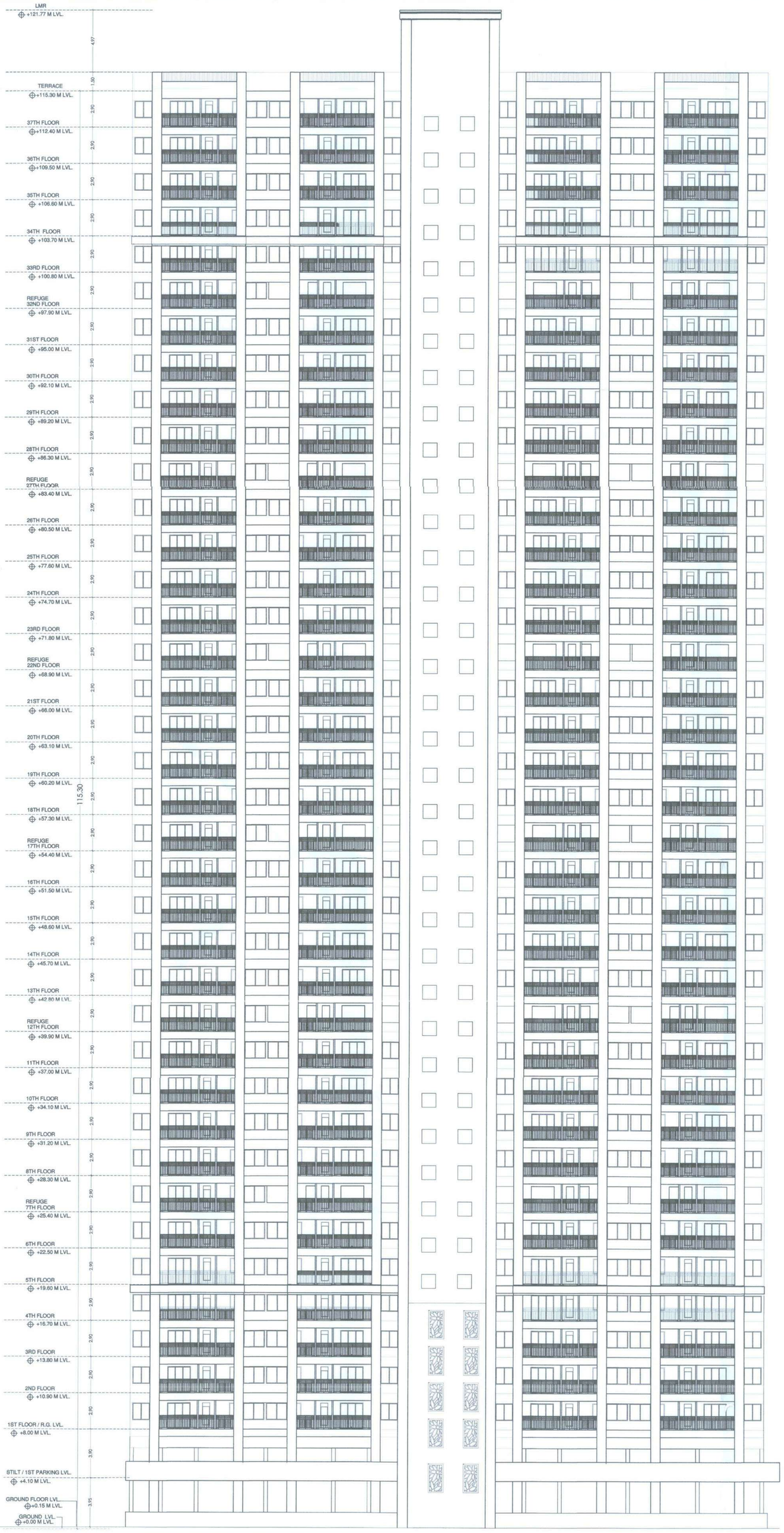

FRONT ELEVATION (BLDG.- 15-B)
SCALE - 1:150

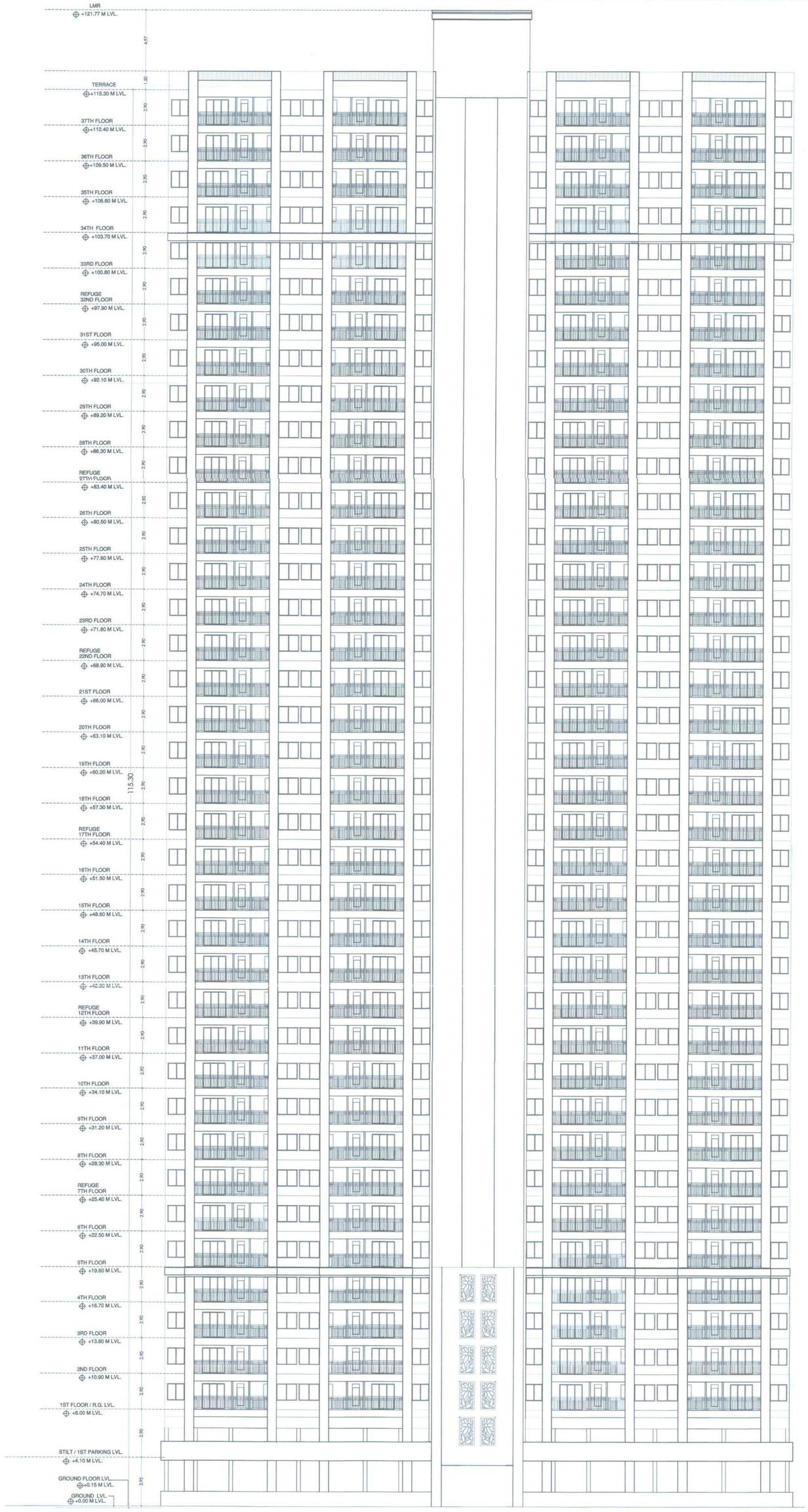

BACK ELEVATION (BLDG.- 15-B)
SCALE - 1:150

PROFORMA -B | 20/21

CONTENTS OF SHEET

FRONT & BACK SIDE ELEVATION (BLDG. NO. 15-B)

STAMP AND DATE OF RECEIPT OF PLAN

AS BUILT DRAWINGS APPROVED
Subject to the conditions mentioned in this office letter no.
CIDCO/NAINA/ PANVEL/Kon/BP-94/OC/2019/385/SPP/SP (CBP)/120
Date: 30 MAR 2019
Associate Planner (NAINA)

STAMP AND DATE OF APPROVAL OF PLAN

DESCRIPTION OF PROPOSAL & PROPERTY

PROPOSED DEVELOPMENT OF RENTAL HOUSING SCHEME ON LAYOUT BEARING S.NO.80/A,85/0,83/7+4B+5B,83/2A,83/3,86/1,90/1A,90/1B,90/11, 90/10,90/9,90/3B,90/7,90/8,90/4,91/5 VILLAGE KON, TALUKA - PANVEL, DIST.RAIGAD.

NORTH	JOB. NO.	DRG. NO.	DRAWN BY
	322	20/21	
	SCALE	DATE	CHECKED BY
	1: 150	-	-

REVISIONS	DESCRIPTION :
R-0	

NAME OF THE OWNER — SIGNATURE

M/S LUCINA LAND DEVELOPMENT LIMITED

NAME ADDRESS AND SIGNATURE OF ARCHITECT (L.S.) — SIGNATURE

Octave Consultants
Architects, Interior & Landscape Designers
Indiabulls Finance Center, Tower -1, 15th Floor,Senapati Bapat Marg,
Elphinstone Road, Mumbai 400 013.

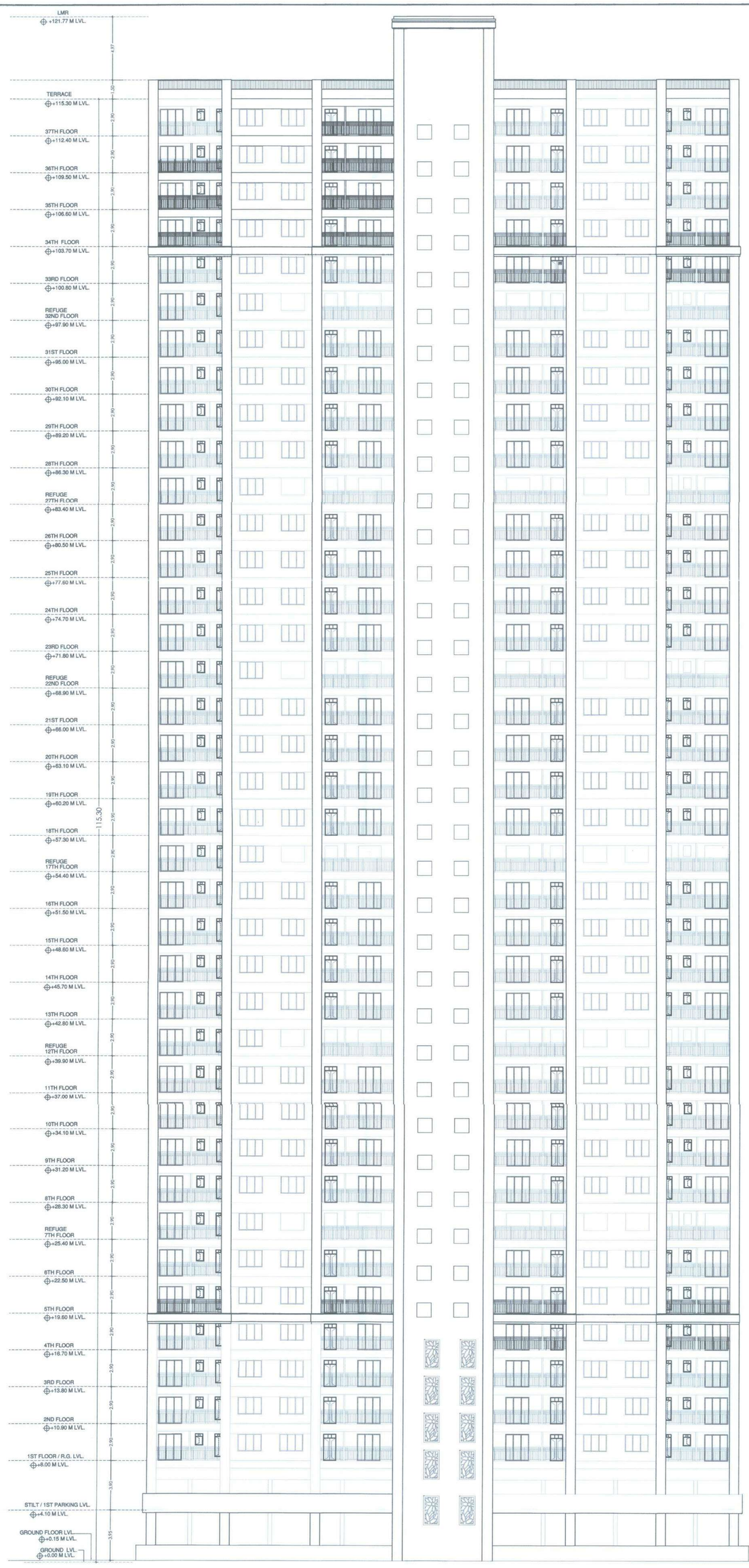

FRONT ELEVATION (BLDG.- 16-A)

SCALE - 1:100



BACK ELEVATION (BLDG.- 16-A)

SCALE - 1:100

PROFORMA -B 21/21

CONTENTS OF SHEET

FRONT & BACK SIDE ELEVATION (BLDG. NO. 16-A)

STAMP AND DATE OF RECEIPT OF PLAN

AS BUIL. DRAWINGS APPROVED
Subject to the conditions mentioned in this office letter no.
CIDCO/NAINA/ PANVEL/Kon/BP-94/OC/2019|385|SAP)SP (AP)1120
Date: 30, MAR 2019.
Associate Planner (NAINA)

STAMP AND DATE OF APPROVAL OF PLAN

DESCRIPTION OF PROPOSAL & PROPERTY

PROPOSED DEVELOPMENT OF RENTAL HOUSING SCHEME ON LAYOUT BEARING S.NO.80/A,85/0,83/7+4B+5B,83/2A,83/3,86/1,90/1A,90/1B,90/11, 90/10,90/9,90/38,90/7,90/8,90/4,91/5 VILLAGE KON, TALUKA - PANVEL, DIST.RAIGAD.

NORTH	JOB. NO.	DRG. NO.	DRAWN BY
	322	21/21	
	SCALE	DATE	CHECKED BY
	1: 150	-	-
REVISIONS	DESCRIPTION :		
R-0			

NAME OF THE OWNER — SIGNATURE

M/S LUCINA LAND DEVELOPMENT LIMITED.

NAME ADDRESS AND SIGNATURE OF ARCHITECT (L.S.) — SIGNATURE

Octave Consultants
Architects, Interior & Landscape Designers
Indiabulls Finance Center, Tower -1, 15th Floor,Senapati Bapat Marg, Elphinstone Road, Mumbai 400 013.