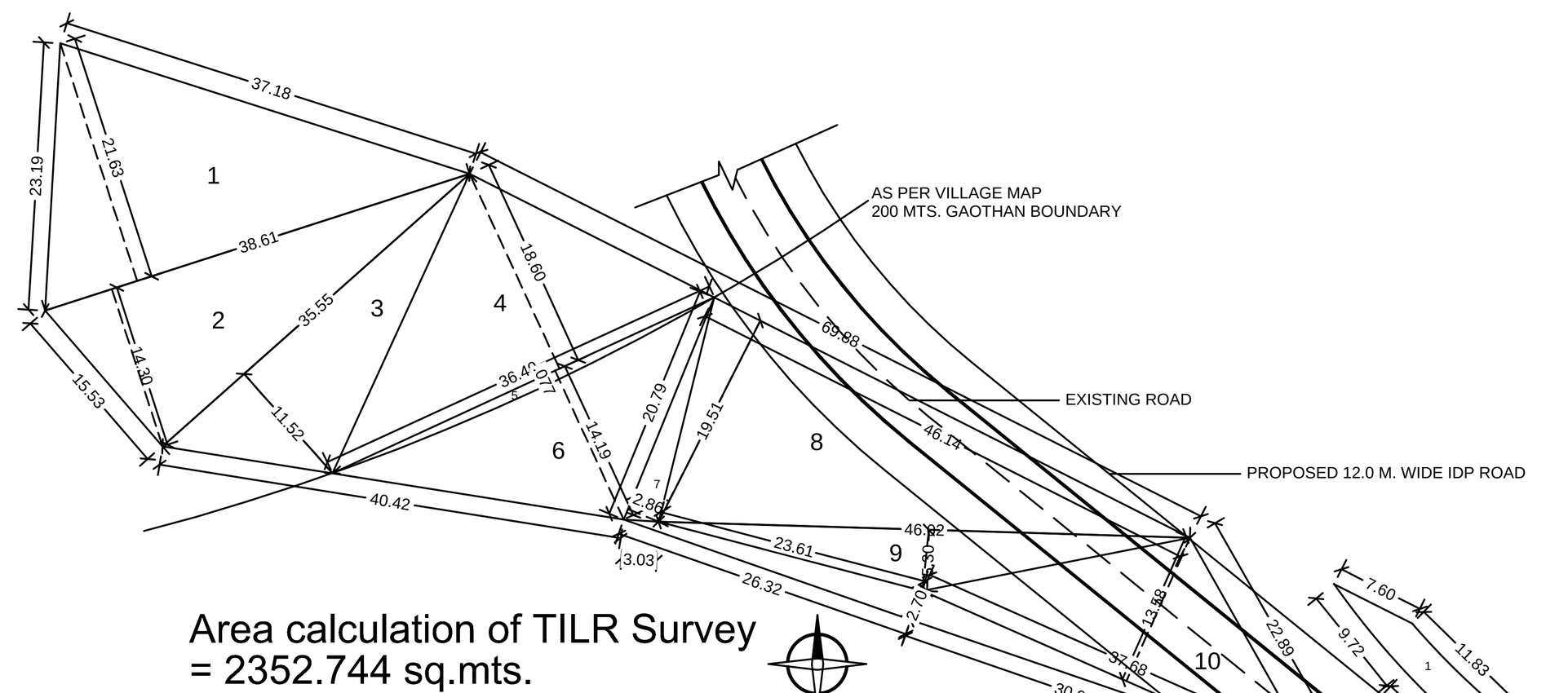

Area calculation of TILR Survey
= 2352.744 sq.mts.

BALCONY AREA STATEMENT *						
BLDG. NO.	FLOORS	Built-up area	PERMISSIBLE BALCONY AREA (15% perm)	PROPOSED BALCONY AREA Sq.mts.		
		(Sq.mt.)		TOTAL	ENCLOSED	OPEN
[1]	[2]	[3]	[4]	[5]	[6]	[7]
1	1	625.60	93.84	92.53	92.53	0.00
	2	625.60	93.84	92.53	92.53	0.00
	3	559.58	83.94	74.56	74.56	0.00
TOTAL		1810.78	271.62		259.62	0.00

**	PARKING AREA STATEMENT - A & B WINGS				
SR.NO.	OCCUPANCY	TOTAL FLOOR AREA	PARKING	PARKING TYPE CAR	SCOOTER
[1]	[2]	[3]	[4] = [3]/60	[5]	[7]
1	1 CAR PARKING FOR EVERY 60.00 SQ.MTS OF TOTAL FLOOR AREA	1899.32	32	32	3
	SUBTOTAL PARKING REQUIRED			32	3
	VISITOR PARKING 10% OF ABOVE			4	1
	TOTAL PARKING REQUIRED			36	4
	TOTAL PARKING PROVIDED			36	4

NOTE: NO. OF SCOOTER PARKING = (10% AREA OF CAR SPACE)

AREA OF PLOT WITHIN 200 MTS FROM GAOTHAN BOUNDARY						
1	0.50	X	38.61	X	21.63	= 417.567
2	0.50	X	38.61	X	14.30	= 276.062
3	0.50	X	35.55	X	11.52	= 204.768
4	0.50	X	36.40	X	18.60	= 338.520
5	0.66	X	36.40	X	0.77	= 18.498
	TOTAL AREA - A (51.6%)					1255.415
AREA OF PLOT OUTSIDE 200 MTS FROM GAOTHAN BOUNDARY						
6	0.50	X	36.40	X	14.19	= 258.258
	(6 - 5)					= 239.760
7	0.50	X	20.79	X	2.86	= 29.673
8	0.50	X	46.14	X	19.51	= 450.096
9	0.50	X	46.02	X	5.30	= 121.953
10	0.50	X	37.68	X	13.58	= 255.847
	TOTAL AREA - B					1097.329
DEDUCTIONS OF VAHIVAT AREA						
11	0.50	X	26.32	X	2.70	= 35.532
12	0.50	X	30.95	X	2.70	= 41.783
	TOTAL AREA - C					77.315
TOTAL AREA OUTSIDE 200 MTS.(B+C) - (48.4%)						= 1174.643
TOTAL AREA OF THE PLOT(A+B+C) - D						= 2430.058
AREA OF PLOT AFTER DEDUCTION OF VAHIVAT (D - C)						= 2352.744

TILR AREA WITHIN & OUTSIDE GAOTHAN BOUNDARY
Scale 1:500

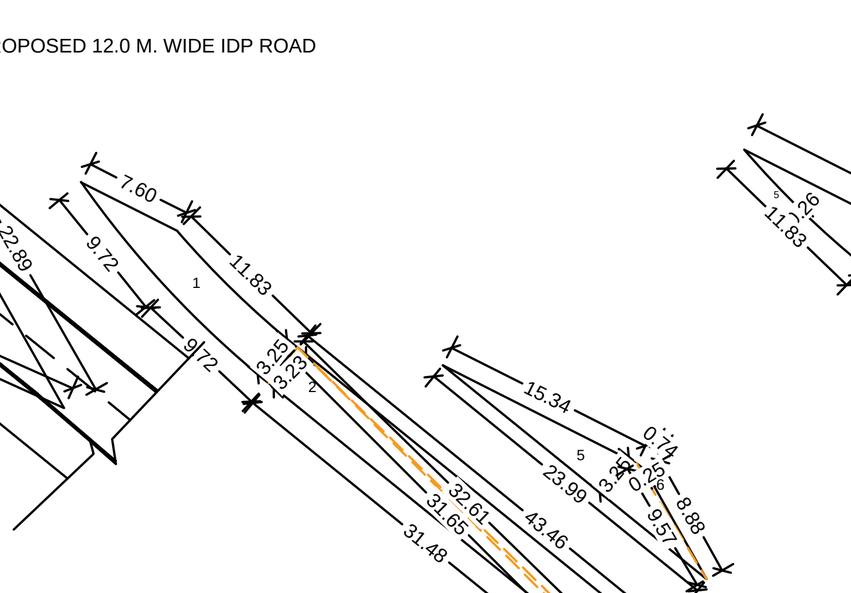

AREA UNDER SANCTIONED IDP ROAD - 213.615 SMT.
Scale 1:500

AREA UNDER SANCTIONED IDP ROAD							
1	AS PER PLAN					=	51.260
2	0.50	X	31.65	X	3.23	=	51.115
3	AS PER PLAN					=	65.190
4	0.50	X	32.61	X	0.36	=	5.870
5	0.50	X	23.99	X	3.25	=	38.984
6	0.50	X	9.57	X	0.25	=	1.196
TOTAL AREA							213.615

TOTAL AREA UNDER EXISTING AND PROPOSED DP ROAD - 232.542 + 213.615 = 446.157

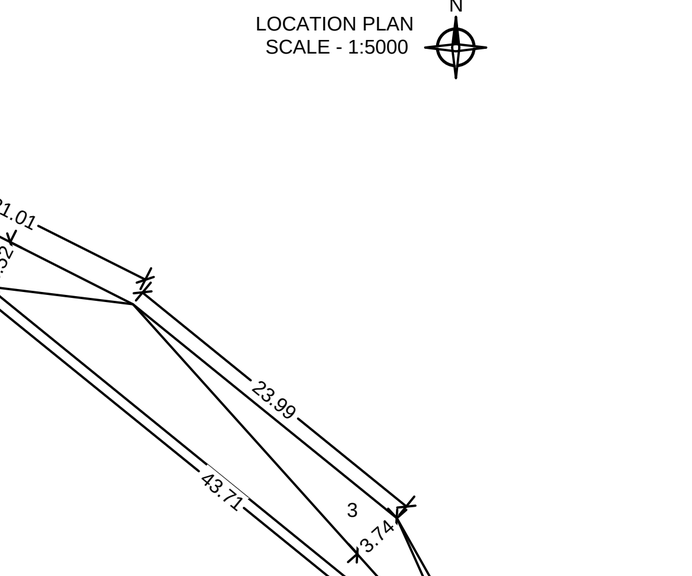

AREA UNDER EXISTING ROAD							
1	0.50	X	21.01	X	3.52	=	36.978
2	0.50	X	43.71	X	5.50	=	120.203
3	0.50	X	35.14	X	3.74	=	65.712
4	0.50	X	13.73	X	1.11	=	7.620
5	0.66	X	11.83	X	0.26	=	2.030
TOTAL AREA							232.542

AREA UNDER EXISTING ROAD
Scale 1:500

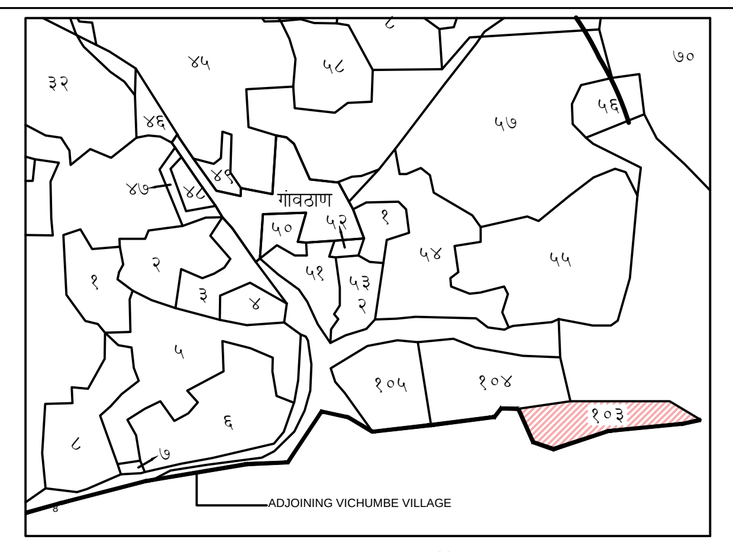

LOCATION PLAN
SCALE - 1:5000

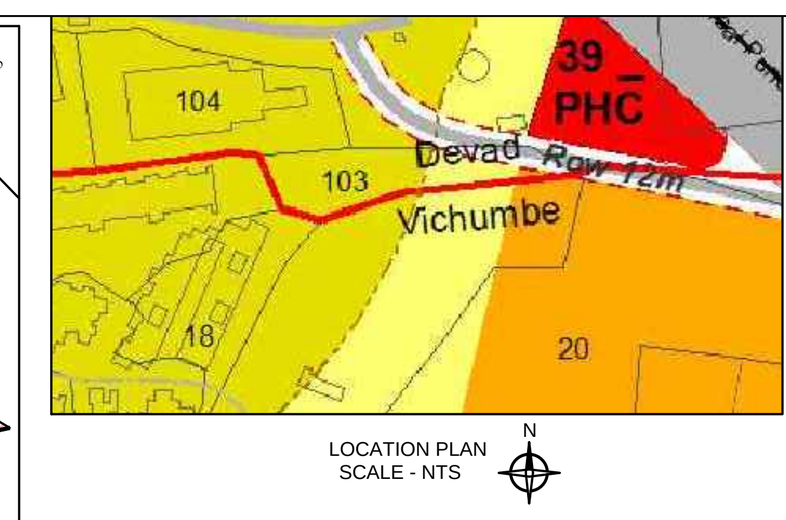

LOCATION PLAN
SCALE - NTS

TENEMENT AREA		
Dormitory no.	Carpet area Sqmts	Balcony area Sqmts Enclosed
STAFF RM.	19.605	4.730
103,203	46.580	13.250
104,204,303	48.720	11.550
105,205,304	48.743	11.620
101A,201A,301A	22.670	6.150
101B,201B,301B	22.390	6.000
102A,202A,302A	23.534	6.680
102B,202B,302B	23.780	6.600
106A,206A,305A	23.890	5.620
106B,206B,305B	24.190	6.000
107A,207A,306A	25.790	6.150
107B,207B,306B	37.586	8.200

PROFORMA I		
A	AREA STATEMENT	Area in sq.mts
1	a) Area of plot(as per 7/12)	2400.000
	b) Area of plot as per land records vide measurement map(Boundary fixation- hadd kayam) by triangulation method	2352.744
	Area of plot within 200m gaothan boundary(53.35% of b)	1255.415
	Area of plot outside 200m gaothan boundary(46.65% of b)	1097.329
	c) Area of plot as per physical survey	2659.230
	d) Area of plot considered least of a, b & c	2352.744
2	Deductions for	
	2a) Existing road acquisition area	232.542
	2b) Area under sanction IDP road	213.615
	2c) Area under reservations, if any	0.000
	Total (2a+2b+2c)	446.157
3	Gross area of the plot (1-2)	1906.587
4	Layout space, if any	
	4a) Amenity space required, if any	NA
	4b) Amenity space proposed, if any	NA
	4c) RG/open spaces requied(10%) , if any	NA
	4d) RG open spaces provided, if any	NA
5	Net area of plot (3-4B)	1906.587
6	Max. Permissible FSI(with payment of premium)	1.00
7	Max. Permissible BUA (5x6)	1906.587
8	Proposed BUA	1899.32
9	Existing BUA	0.00
10	Excess balcony area taken in FSI	0.00
11	Total BUA Consumed (8+9+10)	1899.32
12	Balance Built-up area (5 - 11)	7.267
13	FSI Consumed(11/5)	0.996
14	FSI Balance (6-13)	0.004
15	Number of units	
	15a) Number of dormitories	32
	15b) Commercial	-
16	Trees to be planted against plot area (1 per 80 sq.mt)	30
B	BALCONY AREA STATEMENT	*
C	TDR	NA
D	PARKING STATEMENT	**
E	LOADING/UNLOADING SPACES	NA

Sanitation requirements for Hostel - A & B WINGS
Occupant load considered @ 12.5 per person so Gross area/12.50 =2742/12.50 = 220 persons

Sr.no.	Fixtures	Hostel	Required	Proposed	Visitor/Common room	Required	Proposed		Required	Proposed
		Boys	Boys	Boys		Male	Male		Female	Female
1	Water closet	1 for 8 pupils or part thereof	28	28	1 per 100 upto 400	1	2	1 per 200 upto 200	2	2
2	Ablution tap	1 in each water closet	28	28	1 in each water closet	1	2	1 in each water closet	2	2
		1 water tap with draining facility shall be provided for every 50 persons or part thereof in the vicinity of water closets and urinals	5	6						
3	Urilnals	1 for 25 pupils or part thereof	9	18	1 per 50 or part thereof	5	6			
4	Washbasins	1 for 8 pupils or part thereof	28	30						
5	Bath/Showers	1 for 8 pupils or part thereof	28	28						
6	Cleaners sink	1 per floor	3	3						
7	Handicap WC	1 per floor	3	3						

AS BUILT DRAWINGS APPROVED
Subject to the condition mentioned in this office letter no. CIDCO/NAINA/Panvel/Devad/BP-00166/OC/Full/2020/0045 **Dated :** 01 Sep 2020

SHUBHANGI BHISHNURKAR

Digitally signed by SHUBHANGI BHISHNURKAR
DN: c=IN, o=CIDCO LTD, ou=PLANNING NAINA, 2.5.4.20=47369838ba75fca22c7f6a99d71a22a811f05198a4d54b8d10b1629aab77dc1f, postalCode=400614, st=MAHARASHTRA, serialNumber=ee893eca3cc775554b635514c8e3608108ef157e596161aceed9f5fe7604f27d, cn=SHUBHANGI BHISHNURKAR
Date: 2020.09.01 19:29:51 +05'30'

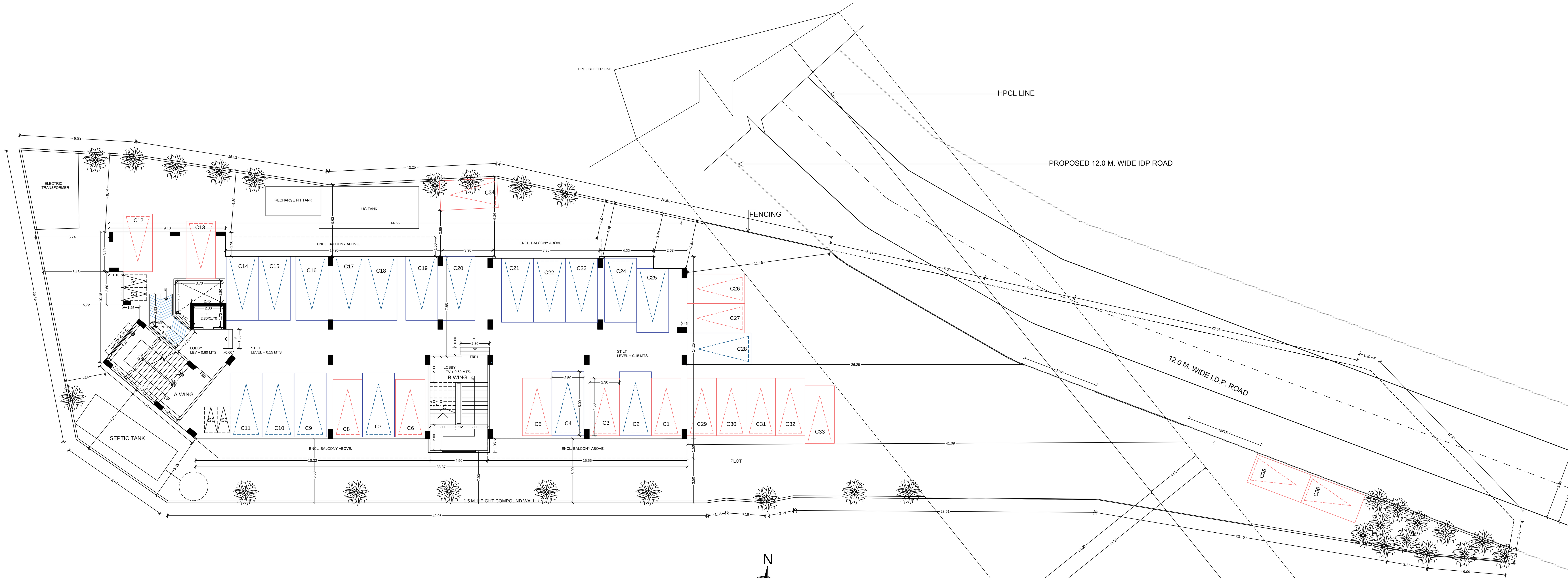

LAYOUT PLAN
(SCALE 1:100)

BUILT-UP AREA SUMMARY IN SQ.MTS	
FLOORS	A & B WINGS
	1
GROUND	88.54
FIRST	625.60
SECOND	625.60
THIRD	559.58
TOTAL	1899.32

Legend			
Sr. no.	Item	Site plan on white print	Building plan on white print
(1)	(2)	(3)	(4)
1	Plot line		
2	Existing street		
3	Future street		
4	Permissible building line		
5	Marginal open spaces		
6	Proposed work		
7	Car parking		
8	Two wheeler parking		

SHEET CONTENTS:

LAYOUT PLAN, AREA CALCULATION OF TILR, LOCATION PLAN, BUA STATEMENT, PARKING STATEMENT, OCCUPANT LOAD CAL., BALCONY AREA STATEMENT, AREA CAL. OF ROAD UNDER DP

Description Of Proposal& Property;

PROPOSED RESIDENTIAL BOYS HOSTEL BUILDING ON S.NO. 103/0
AT VILLAGE - DEVAD, TAL. - PANVEL, DIST. - RAIGAD

FORM OF CERTIFICATE

I Meenakhi Shrivastav have been employed by the applicant as his architect. I have examined the boundaries and the area of the plot and I d hereby certify that I have personally verified and checked all the statements made by the applicant who is the developer of the plot as in the above form and found them to be correct.
Date: 28/11/2016

for Meenakshi & Associates
Reg. No. CA/1998/22946
Ar. Meenakshi Shrivastav
Signature of architect
(Ar. Meenakshi Shrivastav)

Shop 6A, Aadishakti CHSL, Sector-17, New Panvel(e)
meenakshi2001@hotmail.com, 9820082293.

CERTIFICATE OF AREA

CERTIFIED THAT THE PLOT UNDER REFERENCE WAS SURVEYED BY ME ON 28/11/2016 & THAT THE DIMENSIONS OF THE SIDE ETC. OF PLOT STATED ON PLAN ARE AS MEASURED ON SITE & THE AREA SO WORKED OUT TALLIES WITH THE AREA STATED IN DOCUMENT OF OWNERSHIP/ T.P. SCHEME RECORDS/LAND RECORDS DEPT/ CITY SURVEY RECORD.

SIGNATURE OF OWNERS
for Shree Rishikesh Shikshan Prasark Mandal)
(Mr. DHANRAJ D. VISPUTE -
Mrs. SANGEETA D. VISPUTE)

for Meenakshi & Associates
Reg. No. CA/1998/22946
Ar. Meenakshi Shrivastav
SIGNATURE OF ARCHITECT
(Ar. Meenakshi Shrivastav)
(REG. NO. CA/1998/22946)

Subject:

FOR OCCUPANCY

Name & Registration no. of Architect: Ar. Meenakshi Shrivastav CA/98/22946

Architects: Meenakshi & Associates
S6A, Aadishakti CHSL,
plot#15C, sector-17,
new panvel(e), 410206
phone: +91-22-27491079
email: meenakshi2001@hotmail.com

JOB NO.	P296/2018
DATE	26/08/2020
SCALE	1:100
DEALT	
DRG. NO.	01/04

NOTE : ALL DIMENSIONS ARE IN MTS.

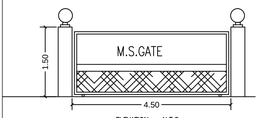

ELEVATION – N.T.S.

ELEVATION ENTRANCE GATE

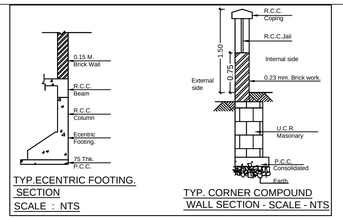

TYP.ECENTRIC FOOTING. SECTION

SCALE : NTS

TYP. CORNER COMPOUND WALL SECTION - SCALE - NTS

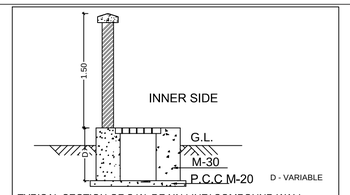

TYPICAL SECTION OF S.W. DRAIN LINE/ COMPOUND WALL

SCALE : NTS

WATER STORAGE CAPACITY CALCULATION

Wing no.	Total Population approx	Addl. Toilet 135 LITRES	Population	Water requirements (in litre)			UGT provided		
				Addl toilet	Capacity	Total	Tank number	Size/dimension	Capacity(lit)
[1]	[2]	[3]	[4]	[5]=[3]x180	[6]=[4]x189	[7]=[5]+[6]	[8]	[9]	[10]
1	220	0	220	0	41580	41580	1	7.50x3.00x2.00	45000
Total	220	0	220			41580			45000

Note:
1) For Residential unit 5 persons per tenement
2) Water requirement per capita = 135(Domestic) + 54(Flushing) = 189 litres per capita
3) Water requirement for addl. Toilet = 180 litre per tenement
4) Size of water tank is exclusing the free board.

SECTION-AT `AA'

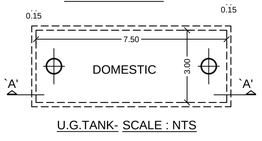

U.G.TANK- SCALE : NTS

SOLAR WATER HEAER CAPACITY CALCULATION									
SOLAR WATER CAPACITY	=	220	X	25	=	5500	LTRS		
1 SOLAR PANEL COVERS	=	220	/	30	=	22	NOS.		
COLLECTOR TANK SIZE	=	3	X	1.5	X	1.5	=	6750	LTRS.

OVERHEAD WATER TANK CAPACITY CALCULATION				
Wing no.	Water required	Overhead water tank provision		
	ltrs.	Tank size(meter)	Number of tank	Capacity (litre)
[1]	[2]	[3]	[4]	[5]
1	20790	2.5 MTS DIA	2	11000
			Total	22000

Note:
1) OHT capcity should be minimum 50% of water requirement
2) Size of overhead water tank is exclusing the free board.

SEPTIC TANK REQUIREMENT

Bldg nos.	Population	Water requirement					Flow to sewer			Total flow to septic tank	Septic tank provided	
		Flushing		Domestic		Total	Flushing(100%)	Domestic(85%)	Total		Size	Capacity
		LPCD	LPD	LPCD	LPD	LPD	LPD	LPD	LPD	LPD		
[1]	[2]	[3]	[4]=[2]X[3]	[5]	[6]=[2]X[5]	[7]=[4]+[6]	[8]=[4]X100%	[9]=[6]X85%	[10]=[8]+[9]	[12]	[13]	[14]
1 & 2	220	54	11880	135	29700	41580	11880	25245.00	37125.00	37125.00	7.50x2.50x2.10	39375

Note:
1) LPCD = Litre per capita per day
2) LPD = Litre per day
3) For septic tank capacity flushing & domestic flow to sewer will be 100% & 85% respectively
4) Size of septic tank is exclusing the free board.

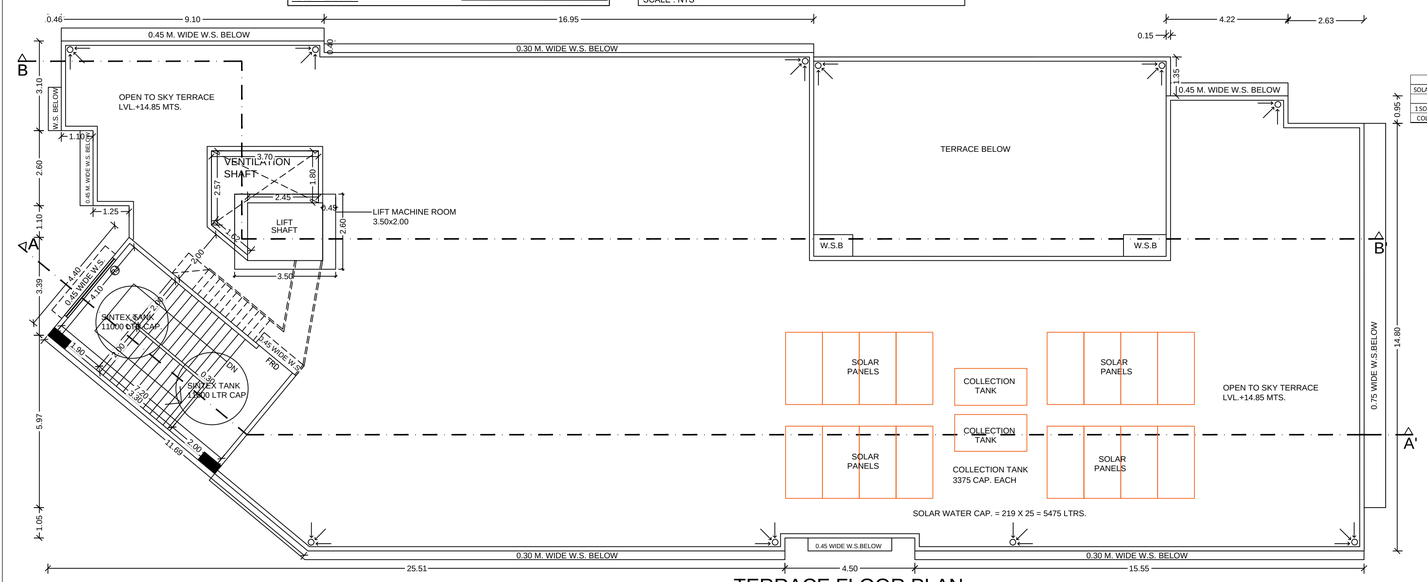

TERRACE FLOOR PLAN

(SCALE 1:100)

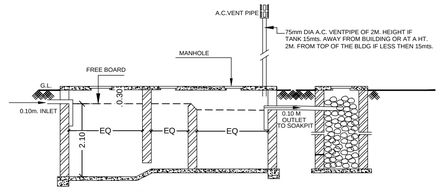

SECTION - XX

SCALE - NTS

SEPTIC TANK & SOAK PIT PLAN - SCALE : NTS

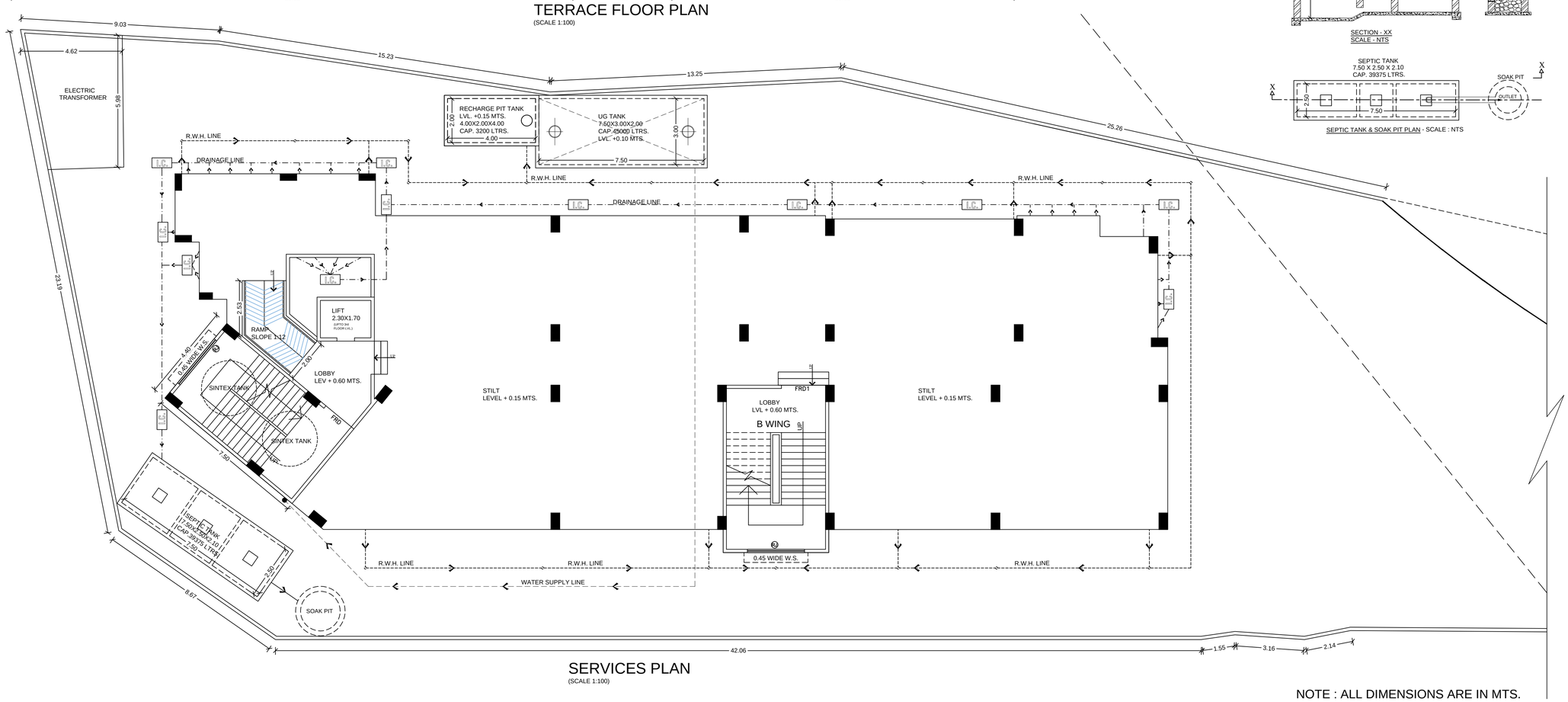

SERVICES PLAN

(SCALE 1:100)

NOTE : ALL DIMENSIONS ARE IN MTS.

AS BUILT DRAWINGS APPROVED
Subject to the condition mentioned in this office letter no. CIDCO/NAINA/Panvel/Devad/BP-00166/OC/Full/2020/0045
Dated : 01 Sep 2020

SHUBHANGI BHISHNURKAR

Digitally signed by SHUBHANGI BHISHNURKAR
DN: c=IN, o=CIDCO LTD, ou=PLANNING NAINA, 2.5.4.20=4736983 8ba75fca22c7f6a99d71a22a811f0519 8a4854b8d10b162fbaab77dc1f, postalCode=400614, st=MAHARASHTRA, serialNumber=ee893eca3cc775554b635514c8e360810 8ef157e59616 1aceed9f5fe760df27d, cn=SHUBHANGI BHISHNURKAR
Date: 2020.09.01 19:30:28 +05'30'

Legend			
Sr. no.	Item	Site plan on white print	Building plan on white print
(1)	(2)	(3)	(4)
1	Plot line		
2	Permissible building line		
3	Marginal open spaces		
4	Drainage & Sewerage work		
5	Water supply work		
6	RWH line		
7	Proposed work		

SHEET CONTENTS:

SERVICES PLAN, UGTANK DETAILS, SEPTIC TANK DETAILS,
GATE ELEVATION, TYPICAL SECTION OF SW DRAIN,
TYPICAL ECCENTRIC FOOTING DETAIL, SOLAR WATER CAP. DETAIL

Description Of Proposal& Property;

PROPOSED RESIDENTIAL BOYS HOSTEL BUILDING

ON S.NO. 103/0 AT VILLAGE - DEVAD,

TAL. - PANVEL, DIST. - RAIGAD.

CERTIFICATE OF AREA

CERTIFIED THAT THE PLOT UNDER REFERENCE WAS SURVEYED BY ME ON 11/11/2013 & THAT THE DIMENSIONS OF THE SIDE ETC. OF PLOT STATED ON PLAN ARE AS MEASURED ON SITE & THE AREA SO WORKED OUT TALLIES WITH THE AREA STATED IN DOCUMENT OF OWNERSHIP/ T.P. SCHEME RECORDS/LAND RECORDS DEPT/ CITY SURVEY RECORD.

SIGNATURE OF OWNERS
for Shree Rishikesh Shikshan Prasark Mandal)
(Mr. DHANRAJ D. VISPUTE -
Mrs. SANGEETA D. VISPUTE)

for Meenakshi & Associates
Reg. No. CA/1998/22946
Ar. Meenakshi Shrivastav

SIGNATURE OF ARCHITECT
(Ar. Meenakshi Shrivastav)
(REG. NO. CA/1998/22946)

Subject:

FOR OCCUPANCY

Name & Registration no. of Architect:

Ar. Meenakshi Shrivastav
CA/98/22946

Architects: Meenakshi & Associates
S6A, Aadishakti CHSL,
plot#15C, sector-17,
new panvel(e), 410206
phone: +91-22-27491079
email: meenakshi2001@hotmail.com

JOB NO.	P296/2018
DATE	26/08/2020
SCALE	1:100
DEALT	
DRG. NO	02/04

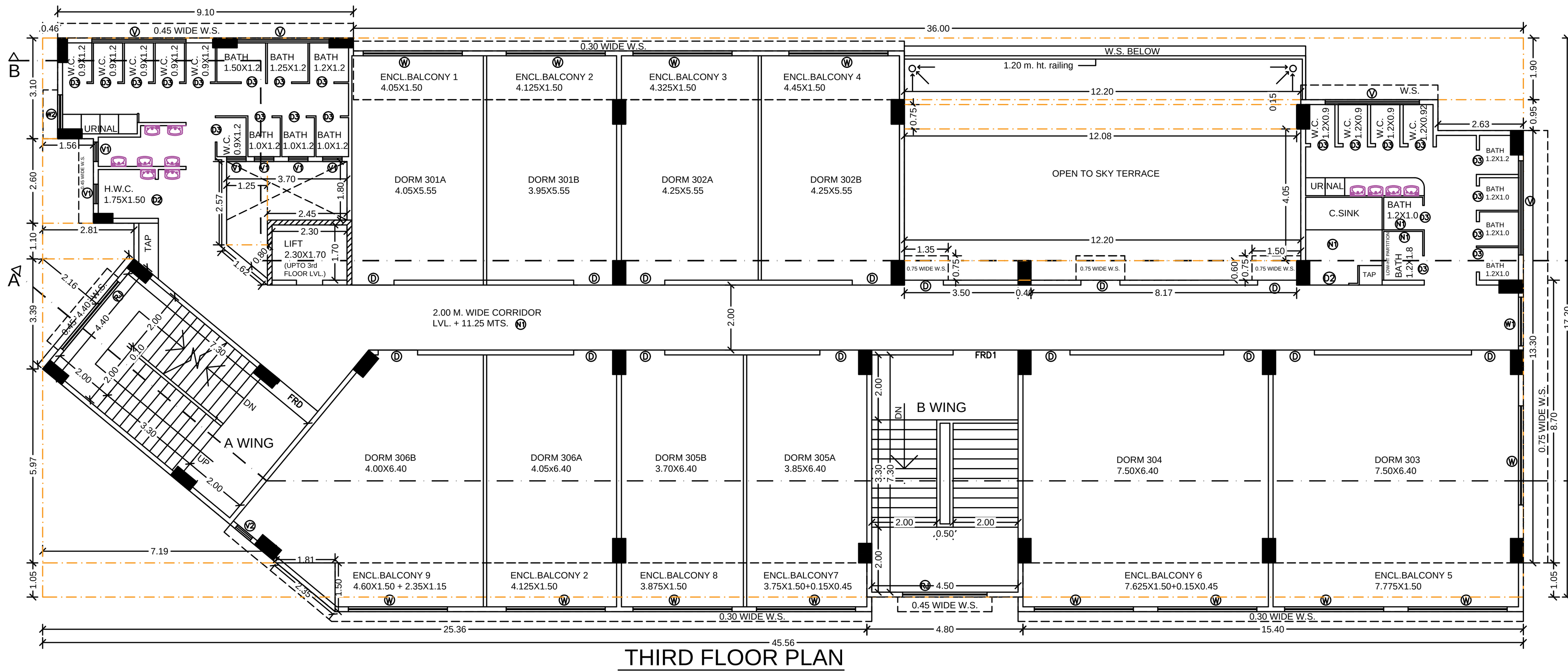

THIRD FLOOR PLAN
(SCALE 1:100)

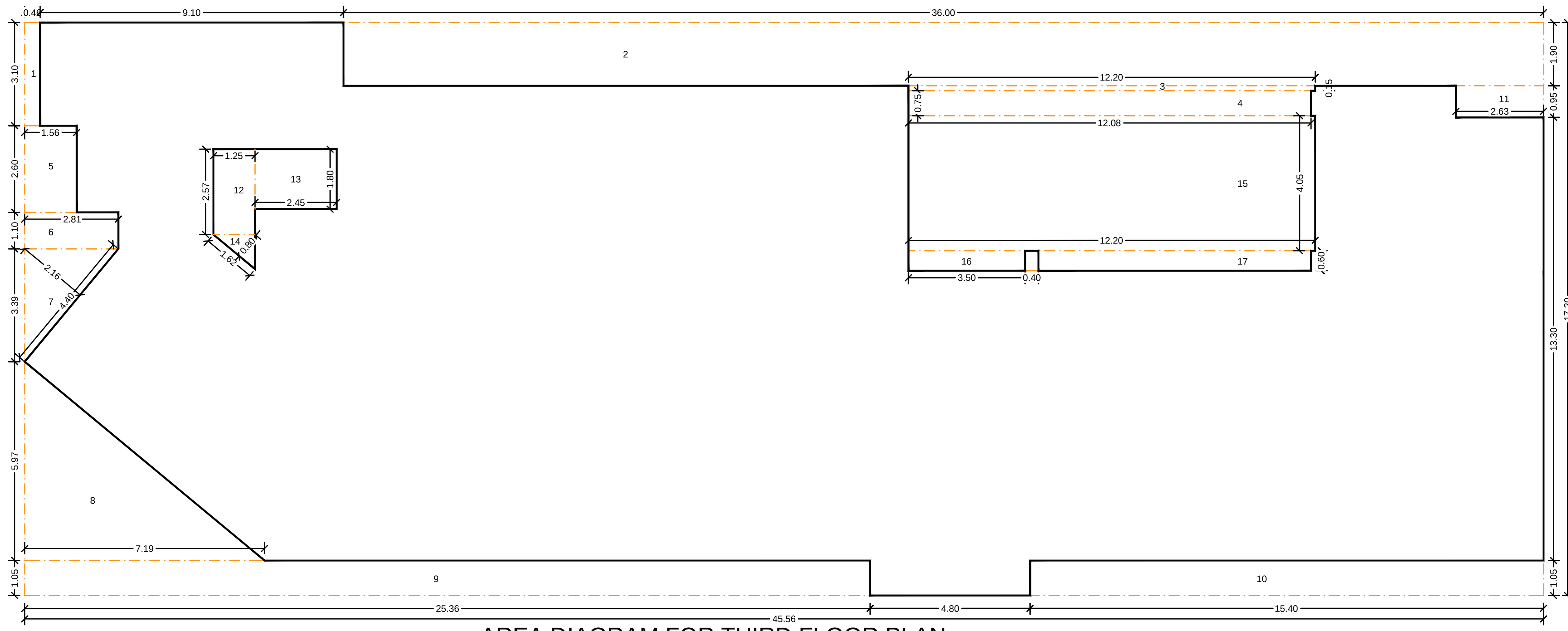

AREA DIAGRAM FOR THIRD FLOOR PLAN
(SCALE 1:100)

BUA Statement of 1st & 2nd Floor				
Block Description	Number of blocks	Length (meter)	Breadth (meter)	Area in sq.mts
[1]	[2]	[3]	[4]	[5]=[2]x[3]x[4]
A	1	45.56	17.20	783.63
			Subtotal : A	783.63
DEDUCTIONS:				
1	1	0.46	3.10	1.43
2	1	20.60	1.90	39.14
3	1	8.55	2.05	17.53
4	1	6.85	1.90	13.02
5	1	1.56	2.60	4.06
6	1	2.81	1.10	3.08
7	0.5	4.40	2.16	4.76
8	0.5	7.19	5.97	21.46
9	1	25.36	1.05	26.63
10	1	15.40	1.05	16.17
11	1	2.63	0.95	2.50
12	1	1.25	2.57	3.21
13	1	2.45	1.80	4.41
14	0.5	1.62	0.80	0.65
TOTAL			Subtotal : B	158.03
Net Built-up area = (Subtotal:A) - (Subtotal : B)				625.60

Balcony area statement 1st & 2nd Floor					
Balcony type	Number of balcony	Length	Breadth	Area in sq.mts Open	Enclosed
[1]	[2]	[3]	[4]	[5]=[2]x[3]x[4]	[6]=[2]x[3]x[4]
EB1	1	4.05	1.50	-	6.08
EB2	2	4.125	1.50	-	12.375
EB3	1	4.325	1.50	-	6.488
EB4	1	4.45	1.50	-	6.675
EB5	1	3.575	1.35	-	4.826
EB6	1	8.775	1.50	-	13.163
EB7	1	7.775	1.50	-	11.663
EB8	1	7.625	1.50	-	11.438
	1	0.15	0.45	-	0.07
EB9	1	3.75	1.50	-	5.63
	1	0.15	0.45	-	0.07
EB10	1	3.875	1.50	-	5.813
EB11	1	4.60	1.50	-	6.90
	0.5	1.81	1.50	-	1.36
TOTAL			Subtotal	0.00	92.53
Total proposed balcony area = [5] + [6]				92.53	
Net BUA of floor				625.60	
Permissible balcony area = (Net BUA) x 15%				93.84	
Balance, balcony area if any				1.31	
Excess balcony area if any				0.00	

BUA Statement of 3rd Floor				
Block Description	Number of blocks	Length (meter)	Breadth (meter)	Area in sq.mts
[1]	[2]	[3]	[4]	[5]=[2]x[3]x[4]
A	1	45.56	17.20	783.63
			Subtotal : A	783.63
DEDUCTIONS:				
1	1	0.46	3.10	1.43
2	1	36.00	1.90	68.40
3	1	12.20	0.15	1.83
4	1	12.08	0.75	9.06
5	1	1.56	2.60	4.06
6	1	2.81	1.10	3.08
7	0.5	4.40	2.16	4.76
8	0.5	7.19	5.97	21.46
9	1	25.36	1.05	26.63
10	1	15.40	1.05	16.17
11	1	2.63	0.95	2.50
12	1	1.25	2.57	3.21
13	1	2.45	1.80	4.41
14	0.5	1.62	0.80	0.65
15	1	12.20	4.05	49.41
16	1	3.50	0.60	2.10
17	1	8.17	0.60	4.90
TOTAL			Subtotal : B	224.05
Net Built-up area = (Subtotal:A) - (Subtotal : B)				559.58

Balcony area statement 3rd Floor					
Balcony type	Number of balcony	Length	Breadth	Area in sq.mts Open	Enclosed
[1]	[2]	[3]	[4]	[5]=[2]x[3]x[4]	[6]=[2]x[3]x[4]
EB1	1	4.05	1.50	-	6.08
EB2	2	4.125	1.50	-	12.38
EB3	1	4.325	1.50	-	6.49
EB4	1	4.45	1.50	-	6.68
EB5	1	7.775	1.50	-	11.66
EB6	1	7.625	1.50	-	11.44
	1	0.15	0.45	-	0.07
EB7	1	3.75	1.50	-	5.63
	1	0.15	0.45	-	0.07
EB8	1	3.875	1.50	-	5.81
EB9	1	4.61	1.50	-	6.92
	0.50	1.81	1.50	-	1.36
TOTAL			Subtotal	0.00	74.56
Total proposed balcony area = [5] + [6]				74.56	
Net BUA of floor				559.58	
Permissible balcony area = (Net BUA) x 15%				83.94	
Balance, balcony area if any				9.38	
Excess balcony area if any				0.00	

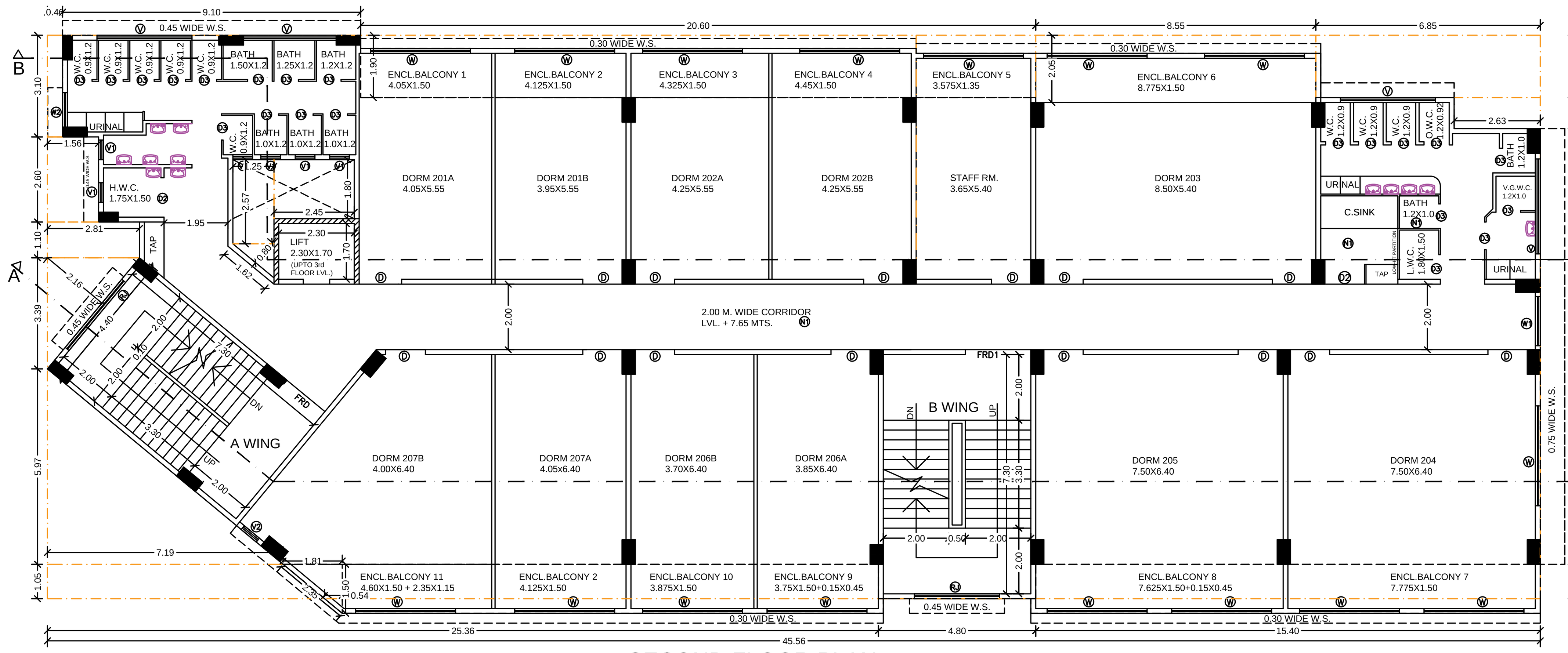

SECOND FLOOR PLAN
(SCALE 1:100)

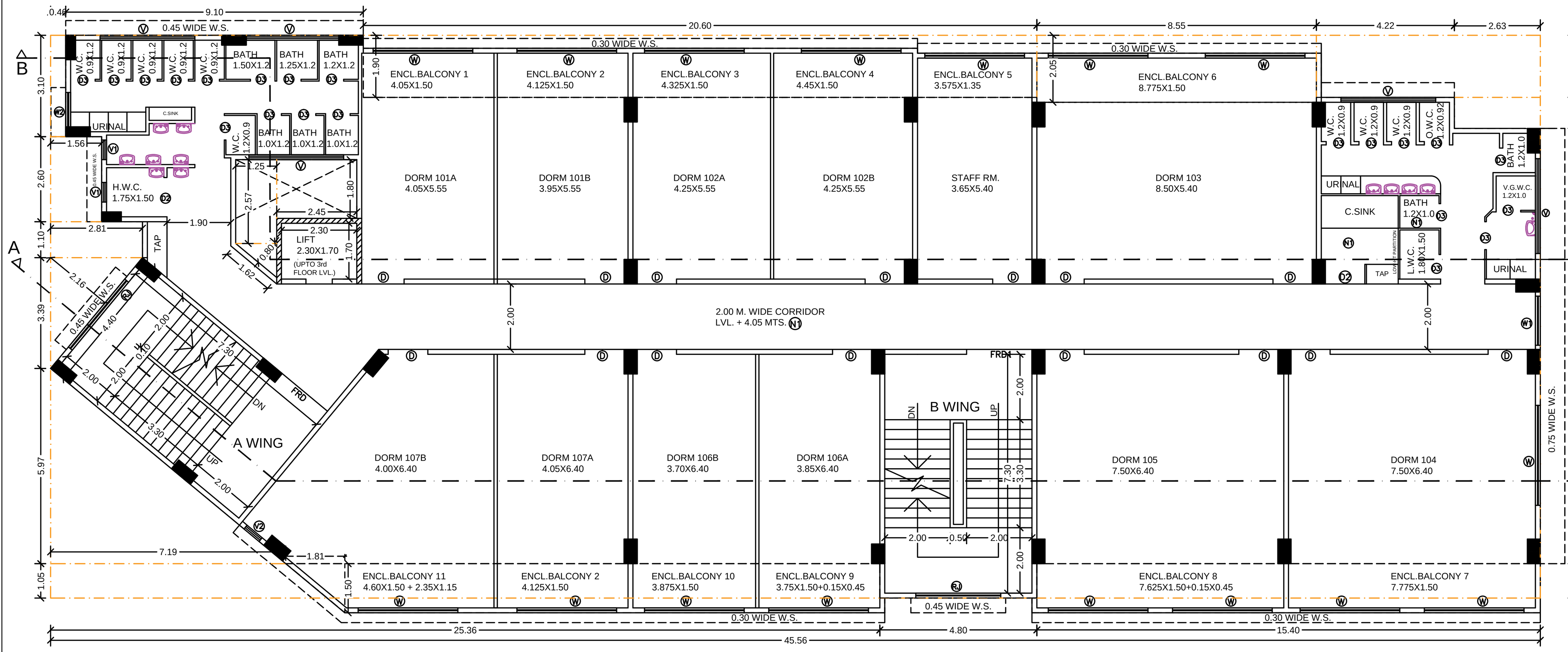

FIRST FLOOR PLAN
(SCALE 1:100)

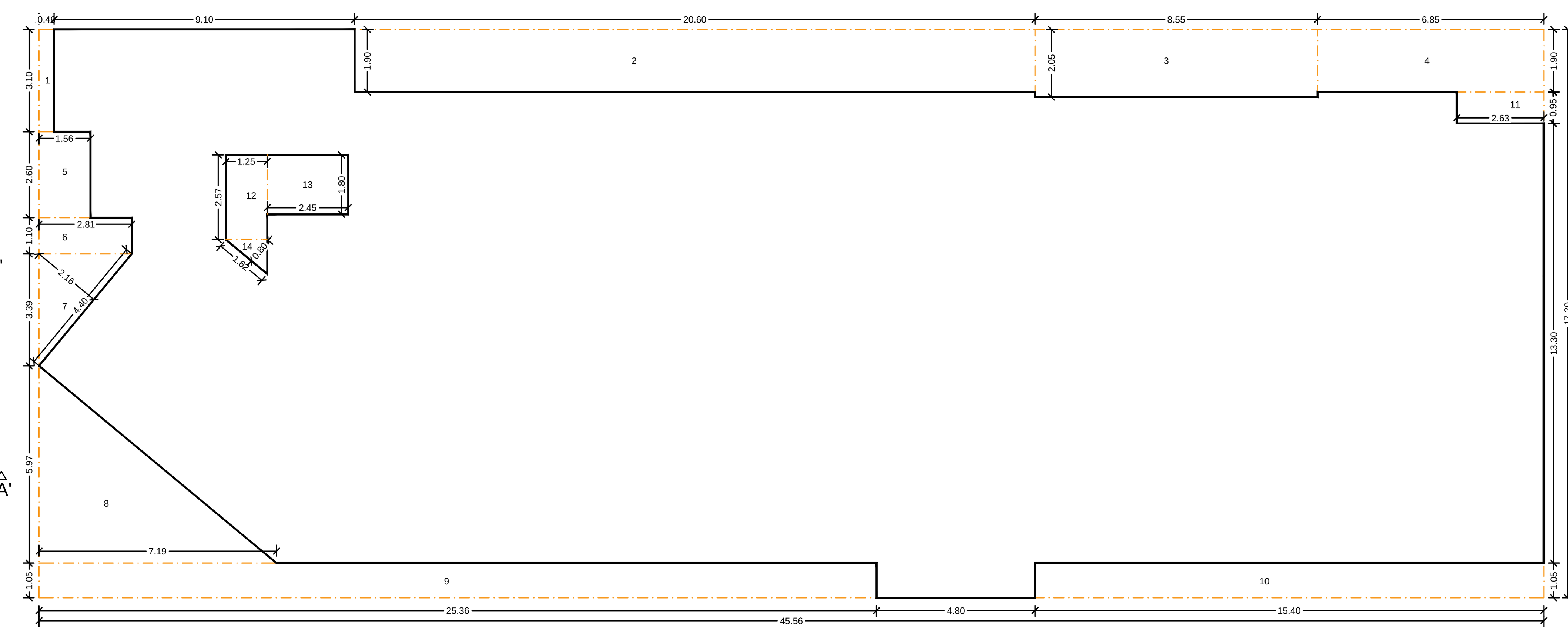

AREA DIAGRAM FOR FIRST & SECOND FLOOR PLAN
(SCALE 1:100)

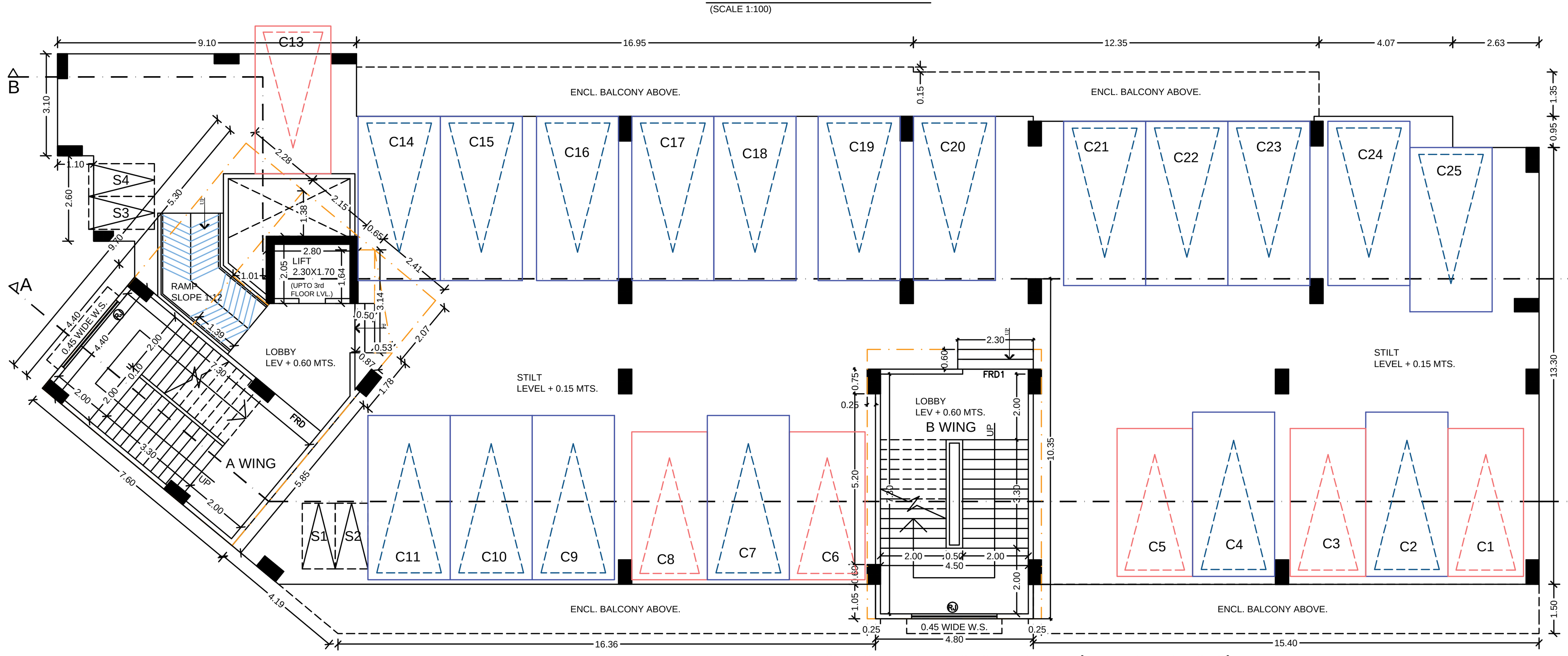

GROUND FLOOR PLAN(A & B WINGS)
(SCALE 1:100)

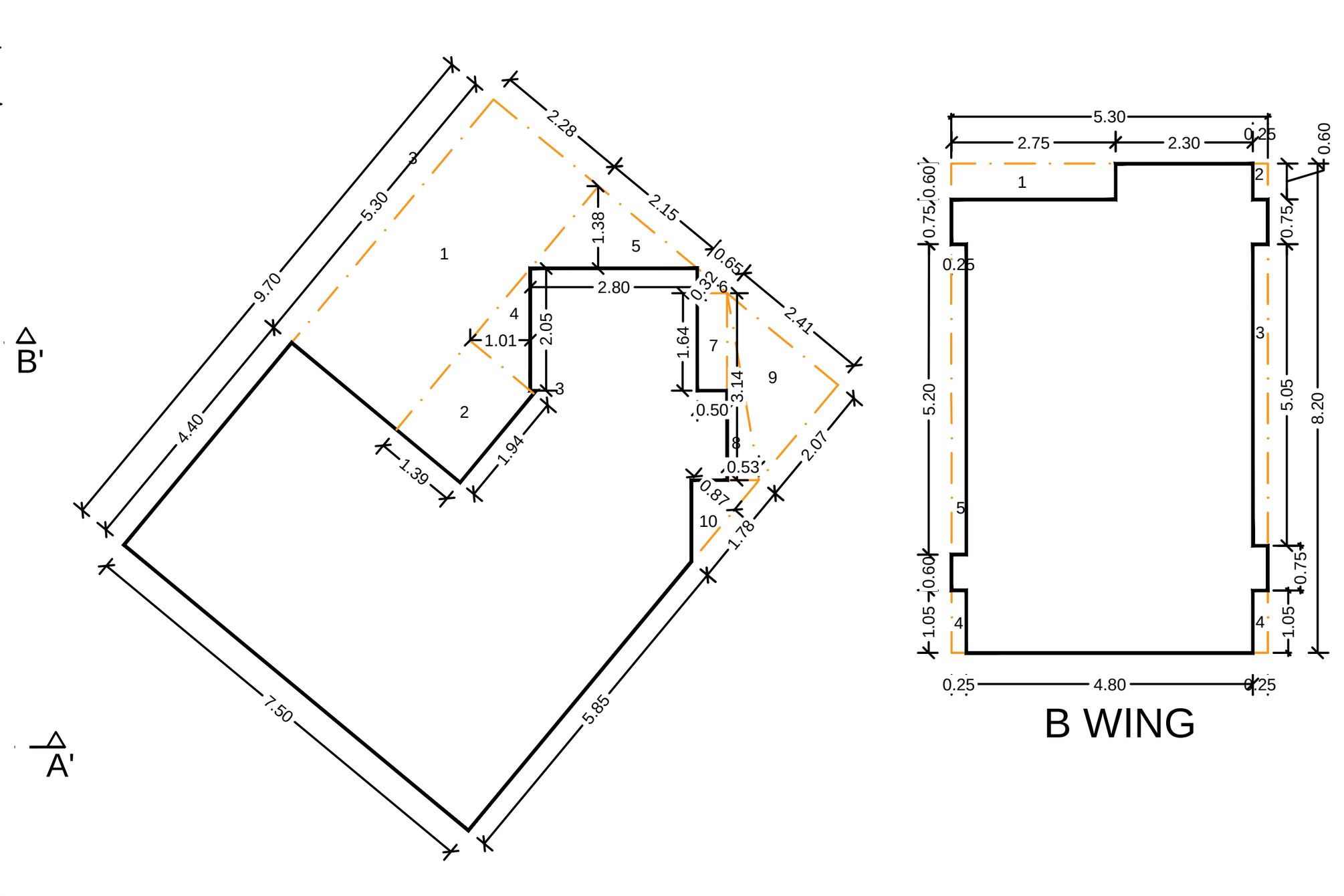

AREA DIAGRAM FOR STILT FLOOR PLAN
(SCALE 1:100)

Ground Floor Area Calculation A WING								
Description		Length		Breadth		No.		Area in sq.mts
AREA OF	A	9.70	X	7.50	X	1	=	72.75
TOTAL							=	72.75
DEDUCTIONS:								
1		5.30	X	2.28	X	1	=	12.08
2		1.39	X	1.94	X	1	=	2.70
3		0.10	X	0.05	X	0.5	=	0.003
4		2.05	X	1.01	X	0.5	=	1.04
5		2.80	X	1.38	X	0.5	=	1.93
6		0.65	X	0.32	X	0.5	=	0.10
7		0.50	X	1.64	X	1	=	0.82
8		3.14	X	0.53	X	0.5	=	0.83
9		2.41	X	2.07	X	0.5	=	2.49
10		1.78	X	0.87	X	0.5	=	0.77
						TOTAL	=	22.78
NET AREA	=	72.75	-	22.78			=	49.97

Ground Floor Area Calculation - B WING								
Description		Length		Breadth		No.		Area in sq.mts
AREA OF BLOCKS	A	5.30	X	8.20	X	1.00	=	43.46
DEDUCTIONS:								
1		2.75	X	0.60	X	1	=	1.650
2		0.25	X	0.60	X	1	=	0.150
3		0.25	X	5.05	X	1	=	1.263
4		0.25	X	1.05	X	2	=	0.525
5		0.25	X	5.20	X	1	=	1.300
						TOTAL	=	4.89
NET AREA	=	43.460	-	4.89			=	38.57

NET BUA OF GROUND FLOOR = 49.97+ 38.57 = 88.54 SMTS.

NOTE : ALL DIMENSIONS ARE IN MTS.

AS BUILT DRAWINGS APPROVED
Subject to the condition mentioned in this office letter no. CIDCO/NAINA/Panvel/Devad/BP-00166/OC/Full/2020/0045 **Dated :** 01 Sep 2020

SHUBHANGI BHISHNURKAR

Digitally signed by SHUBHANGI BHISHNURKAR
DN: c=IN, o=CIDCO LTD, ou=PLANNING NAINA, 2.5.4.20=47369838ba75fca22c7f6a99d71a22a811f05198a4d54b8d10b1629aab77dc1f, postalCode=400614, st=MAHARASHTRA, serialNumber=ee893eca3cc775554b635514c8e3608108ef157e596161aceed9f5fe7604f27d, cn=SHUBHANGI BHISHNURKAR
Date: 2020.09.01 19:30:53 +05'30'

1) LIGHT & VENTIALTION STATEMENT

ROOM	CARPET AREA SQ.MTS.	1/6 REQD	TYPE	AREA (SQ.MTS.)
DORM 101,301	56.23	9.37	W	6.405X2nos = 12.81
DORM 102,302	58.99	9.83	W	6.405X2nos = 12.81
DORM 103	57.71	9.61	W	6.405X2nos = 12.81
STAFF ROOM	23.62	3.93	W5	6.405X1nos = 6.405
DORM 104,204,303 105,205,304,106, 305	58.51	9.75	W	6.405X2nos = 12.81
DORM 107,306	76.36	12.72	W	6.405X2nos = 12.81
			V2	0.84X1no = 0.84
DORM 201A	27.94	4.65	W	6.405X1no = 6.405
DORM 201B	27.60	4.60	W	6.405X1no = 6.405
DORM 202A	29.01	4.83	W	6.405X1no = 6.405
DORM 202B	29.29	4.88	W	6.405X1no = 6.405
DORM 206A	28.67	4.77	W	6.405X1no = 6.405
DORM 206B	29.06	4.84	W	6.405X1no = 6.405
DORM 207A	31.00	5.16	W	6.405X1no = 6.405
DORM 207B	44.58	7.43	W	6.405X1no = 6.405
W.C.	1.08 & 1.215	0.30	V	1.74
BATH	1.44 & 1.20	0.30	V	1.74 & 0.45

SPECIFICATIONS	
External wall thk	0.15M
Internal wall thk	0.10M

DOOR/WINDOW SCHEDULE

NO.	TYPE	DESCRIPTION	WIDTH HEIGHT	SILL LVL.	LINTEL LVL.	AREA
1	D	T.W. 40MM THK FRAME DOOR	1200 X 2750	-	2750	
2	D1	M.S. GRILL DOOR	1000 X 2100	-	2100	
3	D2	35MM SINTEX DOOR	1200 X 2100	-	2100	
4	D3	35MM SINTEX DOOR	750 X 2100	-	2100	
5	FRD	FIRE RESISTANT DOOR	1800 X 2100	-	2100	
6	FRD1	FIRE RESISTANT DOOR	2000 X 2100	-	2100	
7	FRD2	FIRE RESISTANT DOOR	1500 X 2100	-	2100	
8	W	AL.FRAME SLIDING WINDOW	3050 X 2100	900	3000	6.405
9	W1	AL.FRAME SLIDING WINDOW	1500 X 2100	900	3000	3.15
10	W2	AL.FRAME SLIDING WINDOW	1050 X 2100	200	3000	2.205
11	RJ	RCC JALI	2700X2700	300	3000	5.07
12	V	FIXED GLASS VENTILATOR	2900 X 600	2250	3000	1.74
13	V1	GLASS LOUVERED VENTILATOR	600 X 750	2250	2100	0.45
15	V2	GLASS LOUVERED VENTILATOR	600 X 1400	1600	3000	0.84
16	N1	ARTIFICIAL LIGHTING & MECHANICAL VENTILATION AS PER NBC STANDARDS				

SHEET CONTENTS:

GROUND FLOOR PLAN & AREA DIAGRAM & AREA CALCULION
FIRST, TYPICAL SECOND & THIRD,
AREA DIAGRAM FIRST TO THIRD FLOOR PLAN & AREA CALCULIONS
BALCONY AREA STATEMENT

Description Of Proposal & Property

PROPOSED RESIDENTIAL BOYS HOSTEL BUILDING
ON S.NO. 103/0 AT VILLAGE - DEVAD,
TAL. - PANVEL, DIST. - RAIGAD.

OWNERS NAME AND SIGNATURE

SIGNATURE OF OWNERS
for Shree Rishikesh Shikshan Prasark Mandal)
(Mr. DHANRAJ D. VISPUTE -
Mrs. SANGEETA D. VISPUTE)

for Meenakshi & Associates
Reg. No. CA/1998/22946
Ar. Meenakshi Shrivastav
SIGNATURE OF ARCHITECT
(Ar. Meenakshi Shrivastav)
(REG. NO. CA/1998/22946)

Subject:

FOR OCCUPANCY

Name of Architect:

Ar. Meenakshi Shrivastav
CA/98/22946

Architects: Meenakshi & Associates
S6A, Aadishakti CHSL,
plot#15C, sector-17,
new panvel(e), 410206
phone: +91-22-27491079
email: meenakshi2001@hotmail.com

JOB NO.	P296/2018
DATE	26/08/2020
SCALE	1:100
DEALT	
DRG. NO.	03/04

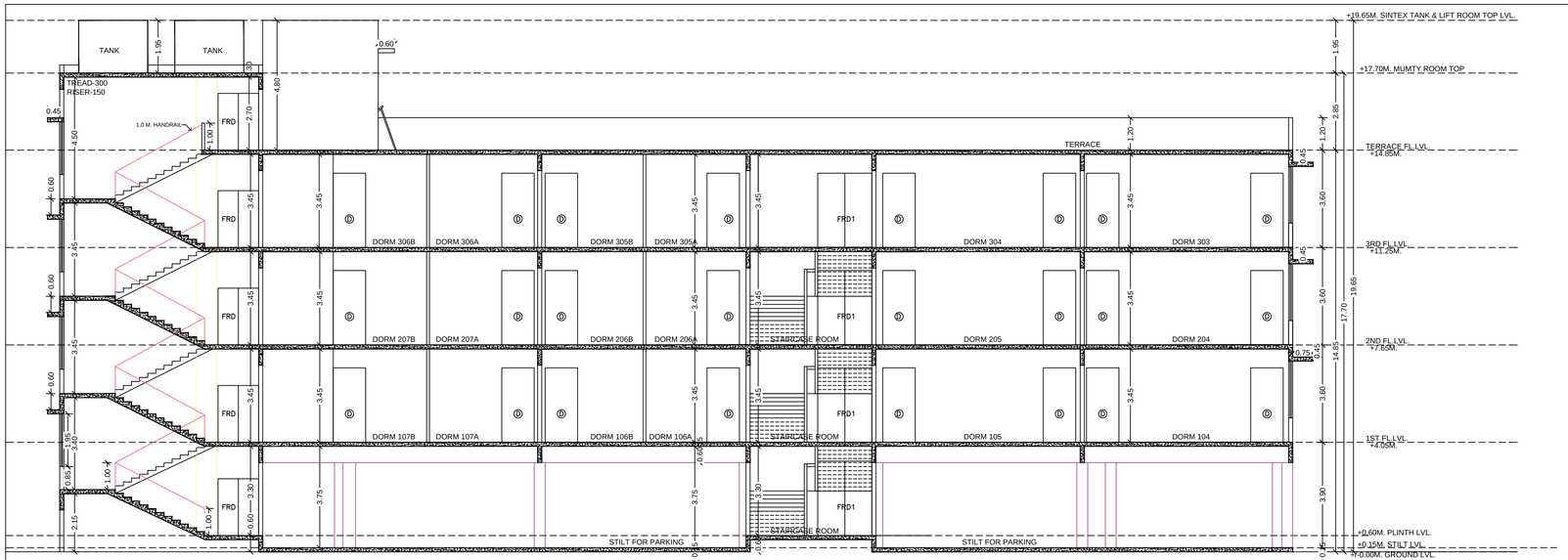

SECTION A-A'

(SCALE 1:100)

SECTION B-B'

(SCALE 1:100)

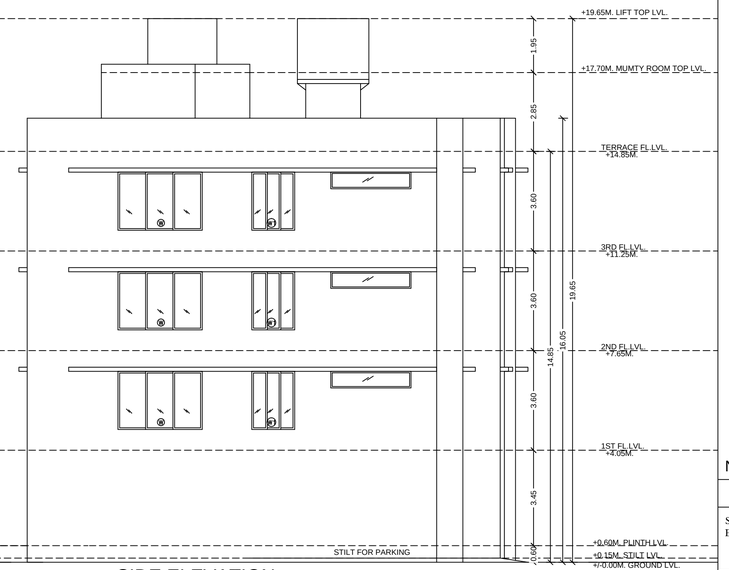

SIDE ELEVATION

(SCALE 1:100)

ROAD SIDE ELEVATION

(SCALE 1:100)

AS BUILT DRAWINGS APPROVED
Subject to the condition mentioned in this office letter no.
CIDCO/NAINA/Panvel/Devad/BP-00166/OC/Full/2020/0045
Dated : 01 Sep 2020

SHUBHANGI BHISHNURKAR

Digitally signed by SHUBHANGI BHISHNURKAR
DN: c=IN, o=CIDCO LTD, ou=PLANNING NAINA, 2.5.4.20=473698388a75fca22c7f6a99d71a22a81ff0519 8a4d54b8d10b162feab77dc1f, postalCode=400614, st=MAHARASHTRA, serialNumber=ee89f3eca3cc775554fb63551408e3608108 ef157e596161aceed9f5fe7604f27d, cn=SHUBHANGI BHISHNURKAR
Date: 2020.09.01 19:31:25 +05'30'

NOTE : ALL DIMENSIONS ARE IN MTS.

SHEET CONTENTS:

SECTIONS AA', BB'
ELEVATIONS

Description Of Proposal & Property

PROPOSED RESIDENTIAL BOYS HOSTEL BUILDING
ON S.NO. 103/0 AT VILLAGE - DEVAD,
TAL. - PANVEL, DIST. - RAIGAD.

OWNERS NAME & SIGNATURE

SIGNATURE OF OWNERS
for Shree Rishikesh Shikshan Prasark Mandal)
(Mr. DHANRAJ D. VISPUTE -
Mrs. SANGEETA D. VISPUTE)

for Meenakshi & Associates
Reg. No. CA/1998/22946
Ar. Meenakshi Shrivastav
SIGNATURE OF ARCHITECT
(Ar. Meenakshi Shrivastav)
(REG. NO. CA/1998/22946)

Subject:

FOR OCCUPANCY

Name of Architect:

Ar. Meenakshi Shrivastav
CA/98/22946

Architects: Meenakshi & Associates
S6A, Aadishakti CHSL,
plot#15C, sector-17,
new panvel(e), 410206
phone: +91-22-27491079
email: meenakshi2001@hotmail.com

JOB NO.	P296/2018
DATE	26/08/2020
SCALE	1:100
DEALT	
DRG. NO.	04/04