PARKING STATEMENT									
PARKING REQUIREMENT	REQUIRED NO.OF PARKING SPACES				PROPOSED NO.OF PARKING SPACES				
REQUIRED PARKING RATE - FOR MEDICAL INSTITUTION	NO.OF CARS	NO.OF SCOOTERS	NO.OF CYCLE	NO. OF AMBULANCE	NO.OF CARS	NO.OF SCOOTERS	NO.OF CYCLE	NO. OF AMBULANCE	
	(2.50X5.00)	(1.00X2.00)	(0.50X1.40)	(10.00X4.00)	(2.50X5.00)	(1.00X2.00)	(0.50X1.40)	(10.00X4.00)	
	12.5 Sq.Mtr.	2.0 Sq.Mtr.	0.70 Sq.Mtr.	40 Sq.Mtr.	12.5 Sq.Mtr.	2.0 Sq.Mtr.	0.70 Sq.Mtr.	40 Sq.Mtr.	
ONE CAR PARKING SPACE FOR EVERY 100 sq.mtr. OF TOTAL FLOOR AREA. IN ADDITION TWO PARKING SPACE FOR AMBULANCE PARKING FOR HOSPITALS OR MEDICAL INSTITUTIONS WITH BED STRENGHT OF 100 & ONE AMBULANCE, PARKING SPACE FOR ADDITONAL 50 BED EACH & 10% WILL BE RESERVED AS TWO-WHEELER PARKING. (BUA = 7998.306 SQ.MTR.)	80	50	143	2	84	52	150	2	
AREA REQUIRED(SQ.MTR)	1000	100	100	80	1050	104	105	80	

BLOCK PLAN
SCALE - 1:1000

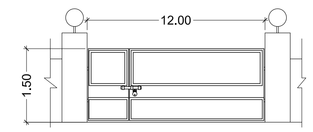

ENTRANCE GATE
(NTS)

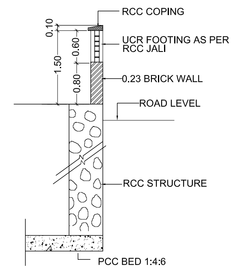

DETAIL OF COMPOUND WALL
(NTS)

LEGEND:-			
SR.NO.	ITEM	SITE PLAN ON WHITE PRINT	BUILDING PLAN ON WHITE PRINT
01.	PLOT LINE		
02.	EXISTING STREET		
03.	MARGINAL OPEN SPACE	NO COLOUR	
09.	PROPOSED WORK		

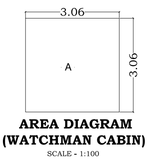

AREA DIAGRAM
(WATCHMAN CABIN)
SCALE - 1:100

BUILT UP AREA CALCULATION OF WATCHMAN CABIN									
(A)(COUNTED OF FSI)									
1	3.060	X	3.060	X	1	X	1	=	9.364 SQ.MT
TOTAL								=	9.364 SQ.MT

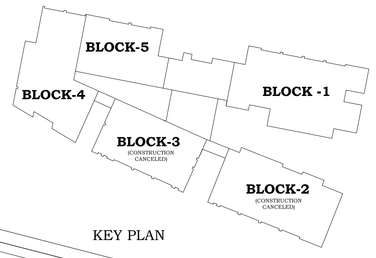

KEY PLAN

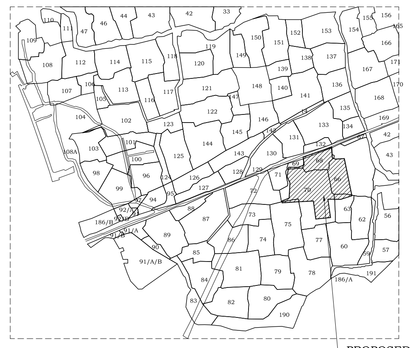

LOCATION PLAN
SCALE - 1:8000

PROPOSED SITE UNDER REFERENCE

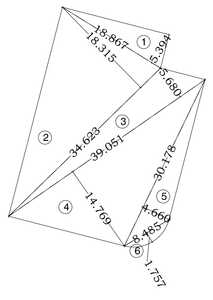

RECREATIONAL OPEN SPACE- 1
AREA DIAGRAM
SCALE - 1:500

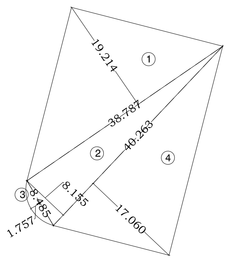

RECREATIONAL OPEN SPACE- 2
AREA DIAGRAM
SCALE - 1:500

RECREATIONAL OPEN SPACE -01 AREA CALCULATION										
ADDITION (A)										
1	18.867	X	5.394	X	0.5	X	1	=	50.884	SQ.MT
2	34.623	X	18.315	X	0.5	X	1	=	317.060	SQ.MT
3	39.051	X	5.680	X	0.5	X	1	=	110.905	SQ.MT
4	39.051	X	14.769	X	0.5	X	1	=	288.372	SQ.MT
5	30.178	X	4.660	X	0.5	X	1	=	70.315	SQ.MT
6	8.485	X	1.757	X	0.66667	X	1	=	9.939	SQ.MT
TOTAL								=	847.475	SQ.MT

RECREATIONAL OPEN SPACE -02 AREA CALCULATION										
ADDITION (B)										
1	38.787	X	19.214	X	0.5	X	1	=	372.627	SQ.MT
2	40.263	X	8.155	X	0.5	X	1	=	164.172	SQ.MT
3	8.485	X	1.757	X	0.66667	X	1	=	9.939	SQ.MT
4	40.263	X	17.06	X	0.5	X	1	=	343.443	SQ.MT
TOTAL								=	890.181	SQ.MT
TOTAL (A+B)								=	1737.656	SQ.MT

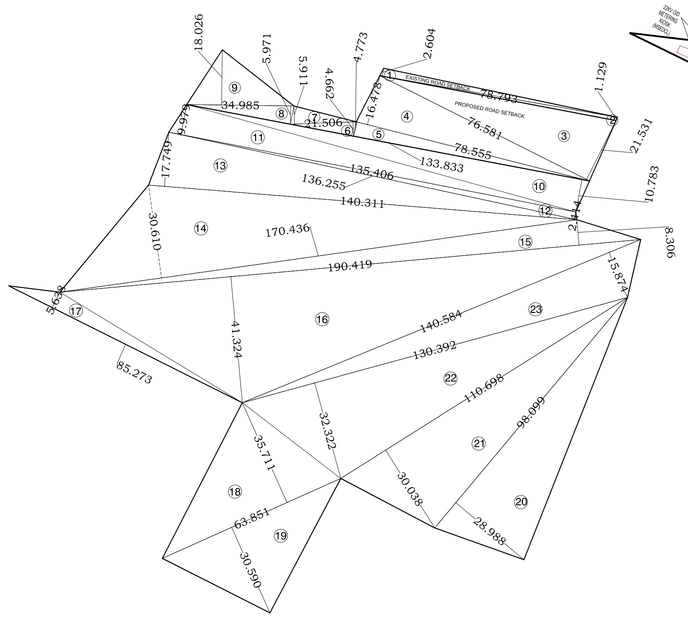

PLOT AREA CALCULATION DIAGRAM
SCALE - 1:1000

PLOT AREA CALCULATION										
ADDITION (X) EXISTING ROAD SATEBACK										
1	78.793	X	2.604	X	0.5	X	1	=	102.592	SQ.MT
2	78.793	X	1.129	X	0.5	X	1	=	44.479	SQ.MT
TOTAL								=	147.070	SQ.MT
ADDITION (Y) PROPOSED ROAD SATEBACK										
3	76.581	X	21.531	X	0.5	X	1	=	824.448	SQ.MT
4	78.555	X	16.478	X	0.5	X	1	=	647.215	SQ.MT
5	78.555	X	4.773	X	0.5	X	1	=	187.472	SQ.MT
6	21.506	X	4.662	X	0.5	X	1	=	50.130	SQ.MT
7	21.506	X	5.911	X	0.5	X	1	=	63.561	SQ.MT
8	34.985	X	5.971	X	0.5	X	1	=	104.448	SQ.MT
9	34.985	X	18.026	X	0.5	X	1	=	315.320	SQ.MT
TOTAL								=	2192.593	SQ.MT
ADDITION (Z) NET PLOT AREA										
10	133.833	X	10.783	X	0.5	X	1	=	721.561	SQ.MT
11	135.406	X	9.979	X	0.5	X	1	=	675.577	SQ.MT
12	136.255	X	2.414	X	0.5	X	1	=	164.460	SQ.MT
13	140.311	X	17.749	X	0.5	X	1	=	1245.150	SQ.MT
14	170.436	X	30.610	X	0.5	X	1	=	2608.523	SQ.MT
15	190.419	X	8.306	X	0.5	X	1	=	750.810	SQ.MT
16	190.419	X	41.324	X	0.5	X	1	=	3934.437	SQ.MT
17	85.273	X	5.638	X	0.5	X	1	=	240.385	SQ.MT
18	63.851	X	35.711	X	0.5	X	1	=	1140.052	SQ.MT
19	63.851	X	30.590	X	0.5	X	1	=	976.601	SQ.MT
20	98.099	X	28.988	X	0.5	X	1	=	1421.847	SQ.MT
21	110.698	X	30.038	X	0.5	X	1	=	1662.573	SQ.MT
22	130.392	X	32.322	X	0.5	X	1	=	2107.265	SQ.MT
23	140.584	X	15.874	X	0.5	X	1	=	1115.815	SQ.MT
TOTAL								=	18805.136	SQ.MT
TOTAL (X+Y+Z)								=	21144.799	SQ.MT

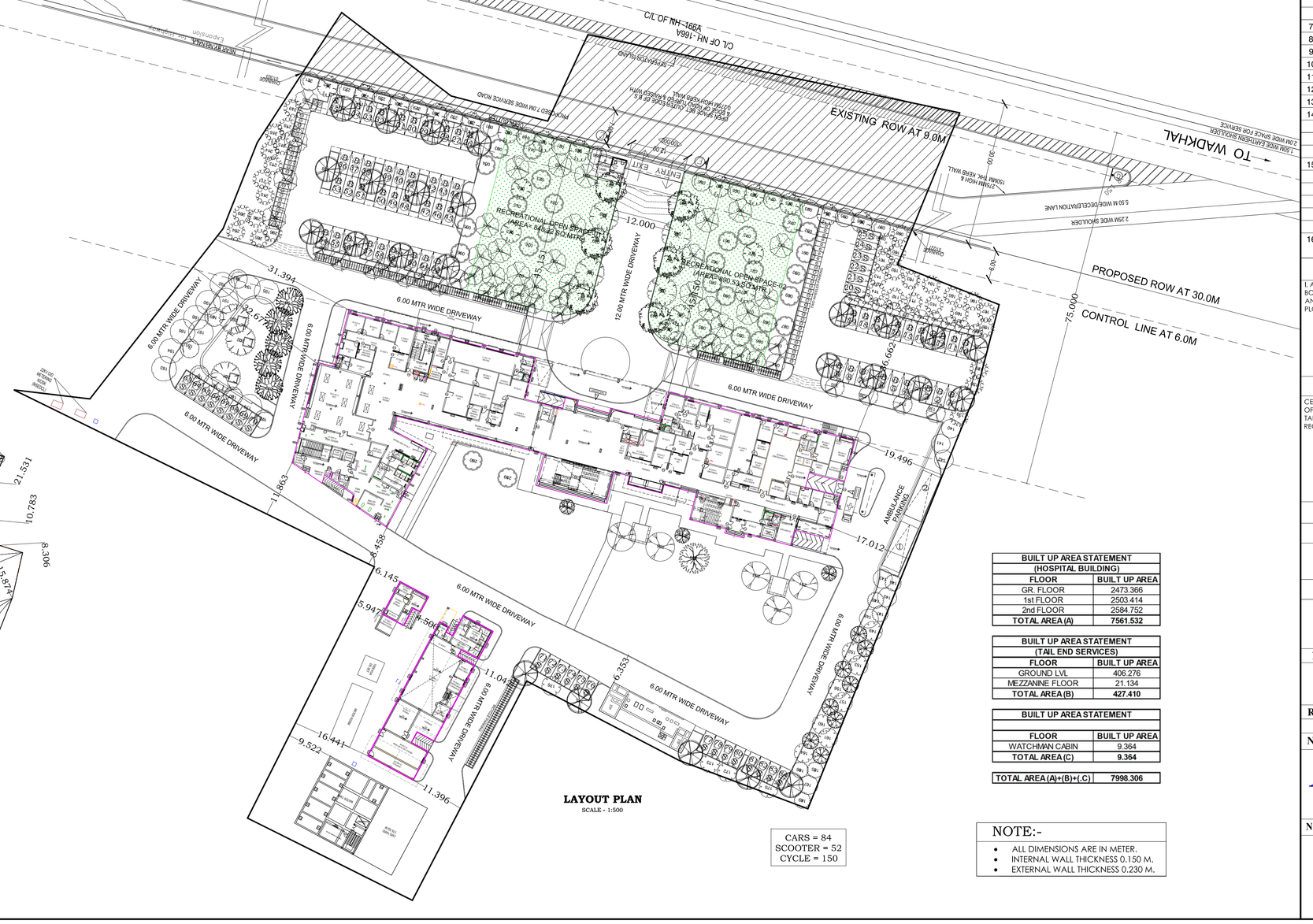

LAYOUT PLAN
SCALE - 1:500

BUILT UP AREA STATEMENT (HOSPITAL BUILDING)	
FLOOR	BUILT UP AREA
GR. FLOOR	2473.366
1st FLOOR	2503.414
2nd FLOOR	2584.752
TOTAL AREA (A)	7561.532

BUILT UP AREA STATEMENT (TAL END SERVICES)	
FLOOR	BUILT UP AREA
GROUND LVL	406.276
MEZZANINE FLOOR	21.134
TOTAL AREA (B)	427.410

BUILT UP AREA STATEMENT	
FLOOR	BUILT UP AREA
WATCHMAN CABIN	9.364
TOTAL AREA (C)	9.364

TOTAL AREA (A)+(B)+(.C) 7998.306

CARS = 84
SCOOTER = 52
CYCLE = 150

NOTE:-
- ALL DIMENSIONS ARE IN METER.
- INTERNAL WALL THICKNESS 0.150 M.
- EXTERNAL WALL THICKNESS 0.230 M.

STAMP OF APPROVAL

1/9

SHUBHANGI BHISHNURKAR

Digitally signed by SHUBHANGI BHISHNURKAR
Date: 2021.04.29 19:25:02 +05'30'

Occupancy Certificate granted subject to the conditions mentioned in this office Letter/Certificate No.CIDCO/NAINA/Pen/Wave/BP-00281/OC/Full/2021/0084 Dated 29/April /2021.

PROFORMA 'A'

A	PARTICULARS	SQ.MTS
1	AREA OF PLOT	
	(a) AREA OF PLOT (as per 7/12 extract)	20770.00
	(b) AREA OF PLOT (Physical Survey Plan)	19597.39
	(c) AREA OF PLOT (as per triangulation of TILR at true scale)	21144.79
	(d) AREA OF PLOT CONSIDERED {Least of (a)(c) &(c) above}	19597.39
2.	DEDUCTIONS FOR	
	A.- EXISTING ROAD SETBACK	147.07
	B.- PROPOSED ROAD	2192.59
	C.- ANY RESERVATIONS	--
	TOTAL (A+B+C)	2339.66
3.	GROSS AREA OF PLOT	17257.74
4.	LAYOUT SPACES	
	(4A)- LAYOUT AMENITY SPACE REQUIRED ,IF ANY	--
	(4B)- LAYOUT AMENITY SPACE PROVIDED ,IF ANY	--
	(4C)- RECREATIONAL OPEN SPACE REQUIRED (10% OF 3)	1725.77
	(4D)- RECREATIONAL OPEN SPACE PROVIDED	1737.65
5.	NET AREA OF PLOT {3-(4B)}	17257.74
6.	PERMISSIBLE FSI	
	(6A)- NORMAL FSI PERMISSIBLE	0.20
	(6B)- FSI PERMISSIBLE WITH PAYMENT OF PREMIUM (AS PER GLR,DATED-05/08/2015)	0.80
	(6C)- MAXIMUM PERMISSIBLE FSI	1.00
7.	MAXIMUM PERMISSIBLE BUILT-UP AREA={(5)X(6C)}	17257.74
8.	EXISTING BUILT UP AREA	0.000
9.	PROPOSED BUILT UP AREA	7998.31
10.	TOTAL BUILT UP AREA {(8)+(9)}	7998.31
11.	BALANCE BUILT UP AREA{(7)-(10)}	9259.43
12.	FSI CONSUMED{(10)/(5)}	0.463
13.	FSI BALANCED {(6C)-(12)}	0.537
14.	NUMBER OF UNITS	
	(14A)- ADMIN AREA	15
	(14B)- OPD	24
	(14C)- IPD	42
15.	TREES TO BE PLANTED	
	(15A)- TREES TO BE PLANTED AGAINST PLOT AREA {1/100}	155
	(15B)- TREES TO BE PLANTED AGAINST ROS (5 PER 100 SQ.MTR.)	87
	(15C)- TOTAL TREE TO BE PLANTED(17A+17B)	242
	(15D)- EXISTING TREE	--
	(15E)- PROPOSED TREES TO BE PLANTED (17C-17D)	242
16.	PARKING STATEMENT *	(FOR DETAILS REFER PARKING STATEMENT *)

FORM OF CERTIFICATE:-

I, AR.VARUN MHATRE HAVE BEEN EMPLOYED BY THE APPLICANT AS HIS ARCHITECT, I HAVE EXAMINED THE BOUNDARIES AND THE AREA OF THE PLOT AND I DO HEREBY CERTIFY THAT I HAVE PERSONALLY VERIFIED AND CHECKED ALL THE STATEMENTS MADE BY THE APPLICANT WHO IS THE OWNER IN POSSESSION OF THE PLOT AS IN THE ABOVE FORM AND FOUND THEM TO BE CORRECT.

Ar. VARUN MHATRE.
(SIGNATURE OF ARCHITECT)

CERTIFICATE OF THE AREA:-

CERTIFIED THAT THE PLOT UNDER REFERENCE WAS SURVEYED BY ME ON 21-01-2017 AND THE DIMENSION OF SIDES ETC.OF PLOT STATED ON PLAN ARE AS MEASURED ON SITE AND THE AREA SO WORKED OUT TALLIES WITH THE AREA STATED IN DOCUMENT OF OWNERSHIP/LAND RECORDS DEPARTMENT/CITY SURVEY RECORDS AND AREA OF PLOT AS PER PHYSICAL SURVEY IS 19597.399 SQ.MTR.

For JSW Foundation.
(SIGNATURE OF OWNERS)

Ar. VARUN MHATRE.
(SIGNATURE OF ARCHITECT)

PROFORMA 'B'

CONTENTS OF SHEET

LOCATION PLAN, LAYOUT PLAN, , BUILT UP AREA STATEMENT, PARKING STATEMENT , PLOT AREA CALCULATION, RECREATIONAL OPEN SPACE CALCULATION, ENTRANCE GATE, COMPOUND WALL SECTION

DESCRIPTION OF PROPOSAL & PROPERTY

DEVELOPMENT PERMISSION FOR PROPOSED HOSPITAL ON LAND BEARING SURVEY NO. 66/3,68/2,68/3,70/4A,70/5A,70/58 OF VILLAGE -WAVE, TALUKA- PEN, DIST- RAIGAD.

NORTH	JOB. NO.	DRG. NO.	DRAWN BY
	143	1/9	MAHESH
	SCALE	DATE	CHECKED BY
	AS SPECIFIED	27-04-2021	VM
REVISIONS	DESCRIPTION :		
R-0			

NAME OF THE OWNER	SIGNATURE
JSW Foundation, GEETAPURAM, DOLVI, TAL. PEN, DIST. RAIGAD, MAHARASHTRA.	
NAME AND ADDRESS OF ARCHITECT	SIGNATURE
ved-vastu architects & planners, H.Off.- Unit No.2,Bukit.No.B-3/19, Plot No.8, Sector-3, Vashi, Navi Mumbai- 400 703. Mobile : 9004344242 email:vedvastu.arch@gmail.com	

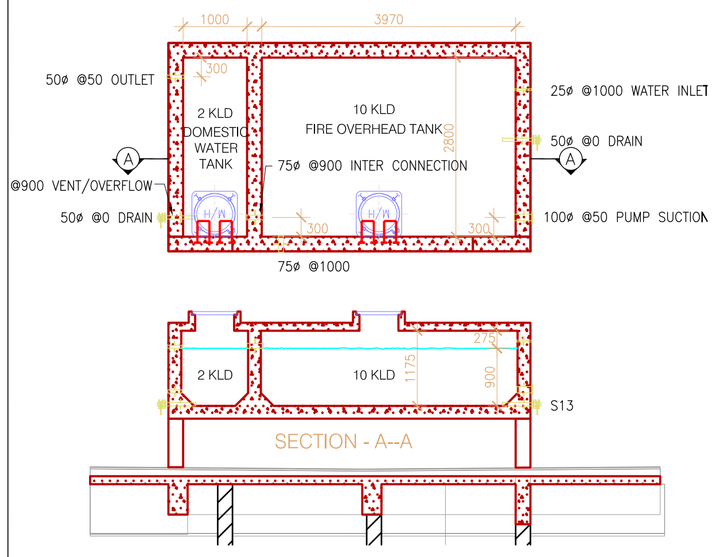

OVERHEAD TANK DETAILS
NTS

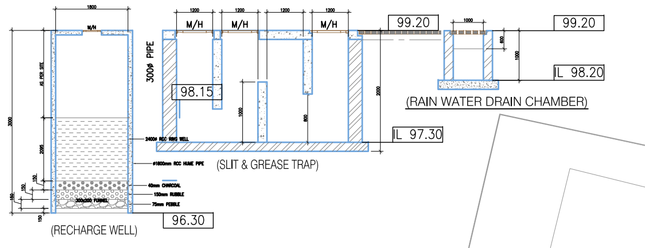

GROUND WATER RECHARGE WELL DETAILS
NTS

WATER CAPACITY CALCULATION			
	DESCRIPTION	UNIT	VALUE
1.0	PROVISION		
a)	PATIENT	BED	120
b)	OPD	PATEINT	200
c)	KITCHEN	4MEALS/BED	500
d)	LAUNDRY	1.2KG/BED	150
e)	LANDSCAPE	SQ.M	5000
2.0	DAILY WATER REQUIREMNT(lpd)		
2.1	POTABLE WATER		
a)	NURSING	300 lpd/BED	36000
b)	OPD	10 lpd/PATEINT	2000
c)	KITCHEN	20 lpd/MEAL	10000
d)	LAUNDRY	60 lpd/KG	19000
d)	TOTAL		**67000**
2.2	NON POTABLE WATER		
a)	NURSING	150 lpd/BED	18000
b)	OPD	5 lpd/PATEINT	1000
c)	KITCHEN	5 lpd/MEAL	2500
d)	LAUNDRY	NIL	NIL
e)	LANDSCAPE IRRIGATION	3 lpd/SQ.M	15000
d)	TOTAL		**36500**
3.0	WATER STORAGE REQUIRED (CU.M)		
a)	RAW WATER - 0.5 DAY CAPACITY		33.50
b)	TREATED WATER - 1.0 DAY CAPACITY		67.00
c)	NON POTABLE WATER - 0.5 DAY CAPACITY		18.25
4.0	WATER STORAGE PROPOSED (CU.M)		
4.1	UNDERGROUND STORAGE (CU.M)		
a)	RAW WATER		39.00
b)	TREATED WATER		78.00
c)	NON POTABLE WATER		28.00
4.2	OVERHEAD WATER STORAGE-STAND BY (HYDROPNEUMATIC SYSTEM)PROPOSED)		10.00
5.0	FIRE WATER STORAGE		
5.1	REQUIRED		
a)	UNDERGROUND STORAGE	100000 LTR	
b)	TERRACE	10000 LTR	
5.2	PROPOSED		
a)	UNDERGROUND STORAGE	105000 LTR	
b)	TERRACE	10000 LTR	

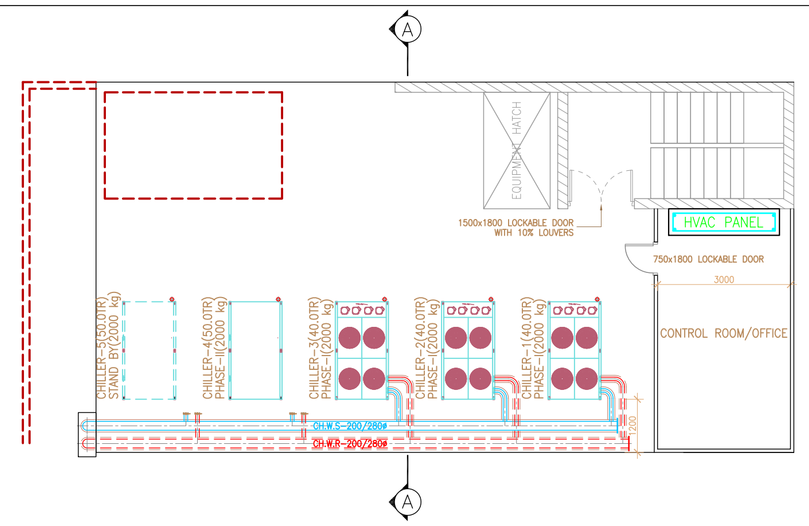

LEVEL-2 HVAC PLANT ROOM DETAILS
NTS

SECTION - AA

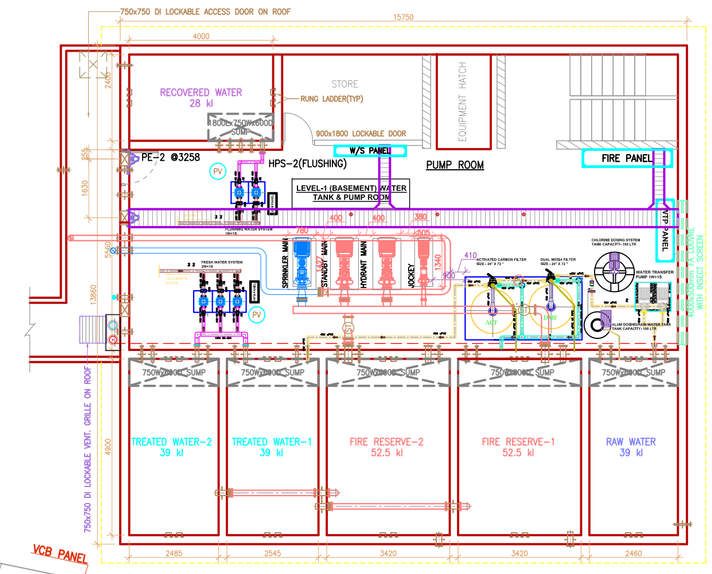

UNDERGROUND WATER TANK DETAILS
NTS

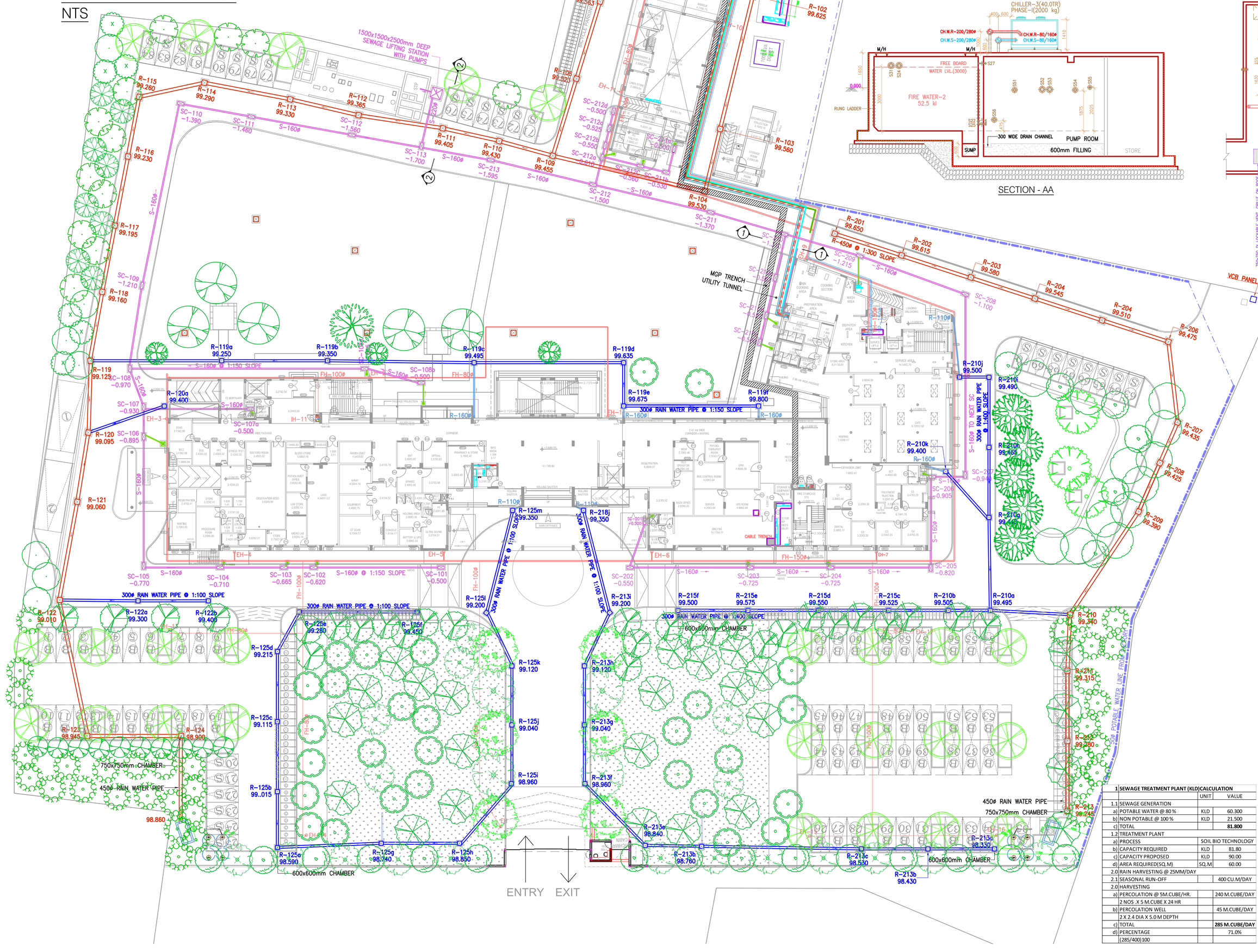

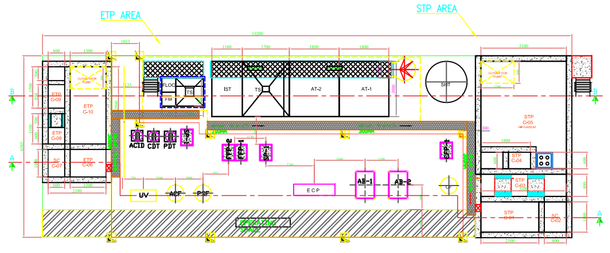

SEWAGE TREATMENT PLANT
NTS

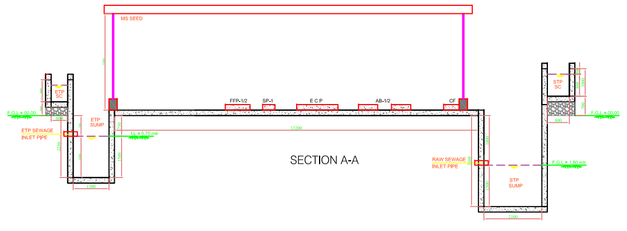

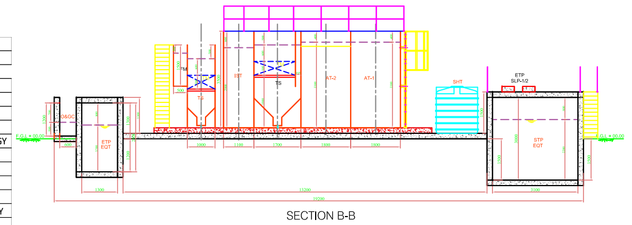

SECTION B-B

1	SEWAGE TREATMENT PLANT (KLD)CALCULATION		
		UNIT	VALUE
1.1	SEWAGE GENERATION		
a)	POTABLE WATER @ 80 %	KLD	60.300
b)	NON POTABLE @ 100 %	KLD	21.500
c)	TOTAL		**81.800**
1.2	TREATMENT PLANT		
a)	PROCESS	SOIL BIO TECHNOLOGY	
b)	CAPACITY REQUIRED	KLD	81.80
c)	CAPACITY PROPOSED	KLD	90.00
d)	AREA REQUIRED(SQ.M)	SQ.M	60.00
2.0	RAIN HARVESTING @ 25MM/DAY		
2.1	SEASONAL RUN-OFF		400 CU.M/DAY
2.0	HARVESTING		
a)	PERCOLATION @ 5M.CUBE/HR. 2 NOS. X 5 M.CUBE X 24 HR		240 M.CUBE/DAY
b)	PERCOLATION WELL 2 X 2.4 DIA X 5.0 M DEPTH		45 M.CUBE/DAY
c)	TOTAL		**285 M.CUBE/DAY**
d)	PERCENTAGE (285/400)100		71.0%

STAMP OF APPROVAL

2/9

SHUBHANGI BHISHNURKAR

Digitally signed by SHUBHANGI BHISHNURKAR
Date: 2021.04.29 19:26:04 +05'30'

Occupancy Certificate granted subject to the conditions mentioned in this office Letter/Certificate No.CIDCO/NAINA/ Pen/Wave/BP-00281/OC/Full/2021/0084 Dated 29/April /2021.

LEGEND

SYMBOL	DESCRIPTION	SYMBOL	DESCRIPTION
	RAIN WATER CHAMBER		CHILLED WATER SUPPLY LINE
	GULLY TRAP		CHILLED WATE RETURN LINE
	SEWAGE CHAMBER		SPRINKLER LINE
	RAIN WATER LINE		HYDRANT LINE
	WASTE LINE		EXTERNAL HYDRANT
	SEWAGE LINE		INTERNAL HYDRANT
	DOMESTIC WATER LINE		VALVE CHAMBER
	FLUSHING WATER LINE		
	RECOVERED WATER LINE		

FORM OF CERTIFICATE:-

I, AR.VARUN MHATRE HAVE BEEN EMPLOYED BY THE APPLICANT AS HIS ARCHITECT. I HAVE EXAMINED THE BOUNDARIES AND THE AREA OF THE PLOT AND I DO HEREBY CERTIFY THAT I HAVE PERSONALLY VERIFIED AND CHECKED ALL THE STATEMENTS MADE BY THE APPLICANT WHO IS THE OWNER IN POSSESSION OF THE PLOT AS IN THE ABOVE FORM AND FOUND THEM TO BE CORRECT.

Ar. VARUN MHATRE.
(SIGNATURE OF ARCHITECT)

CERTIFICATE OF THE AREA:-

CERTIFIED THAT THE PLOT UNDER REFERENCE WAS SURVEYED BY ME ON 21-01-2017 AND THE DIMENSION OF SIDES ETC.OF PLOT STATED ON PLAN ARE AS MEASURED ON SITE AND THE AREA SO WORKED OUT TALLIES WITH THE AREA STATED IN DOCUMENT OF OWNERSHIP/LAND RECORDS DEPARTMENT/CITY SURVEY RECORDS AND AREA OF PLOT AS PER PHYSICAL SURVEY IS 19597.399 SQ.MTR.

For JSW Foundation.
(SIGNATURE OF OWNERS)

Ar. VARUN MHATRE.
(SIGNATURE OF ARCHITECT)

PROFORMA 'B'

CONTENTS OF SHEET

SERVICES PLAN, WATER TANK PLAN, SECTIONS AND CALCULATIONS, SEPTIC TANK PLAN, SECTION AND CALCULATIONS

DESCRIPTION OF PROPOSAL & PROPERTY

DEVELOPMENT PERMISSION FOR PROPOSED HOSPITAL ON LAND BEARING SURVEY NO. 66/3,68/2,68/3,70/4A,70/5A,70/5B OF VILLAGE -WAVE, TALUKA- PEN, DIST- RAIGAD.

NORTH	JOB. NO.	DRG. NO.	DRAWN BY
	143	2/9	MAHESH
	SCALE	DATE	CHECKED BY
	AS SPECIFIED	27-04-2021	VM
REVISIONS	DESCRIPTION :		
R-0			

NAME OF THE OWNER	SIGNATURE
JSW Foundation GEETAPURAM, DOLVI, TAL. PEN, DIST. RAIGAD, MAHARASHTRA.	
NAME AND ADDRESS OF ARCHITECT	**SIGNATURE**
ved-vastu architects & planners H.Off.- Unit No.2,Build.No.B-3/19, Plot No.8, Sector-3, Vashi, Navi Mumbai- 400 703. Mobile : 9004344242 email:vedvastu.arch@gmail.com	

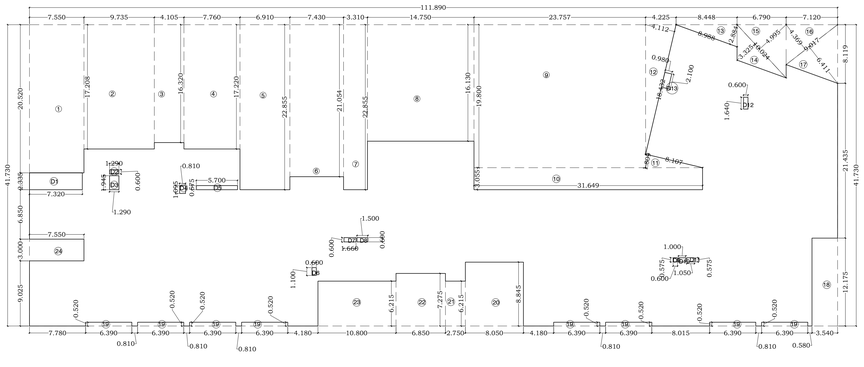

AREA DIAGRAM (GROUND FLOOR)

SCALE - 1:300

DOOR AND WINDOWS SCHEDULE OF GROUND FLOOR					DESCRIPTION
TYPE	SIZE IN MM			AREA IN SQ.MTR.	
D1X	1000	X	2400	2.40	SINGLE LEAF FLUSH DOOR (WATERPROOF)
D1AX	1000	X	2400	2.40	SINGLE LEAF FLUSH DOOR (WATERPROOF)
D1BX	1000	X	2400	2.40	SINGLE LEAF FLUSH DOOR (WATERPROOF)
D1CX	1000	X	2400	2.40	SINGLE LEAF FLUSH DOOR (WATERPROOF)
D1DX	1000	X	2400	2.40	SINGLE LEAF FLUSH DOOR (WATERPROOF)
D2X	1000	X	2400	2.40	SINGLE LEAF FLUSH DOOR (FIRE RETARDANT)
D2AX	1000	X	2280	2.28	SINGLE LEAF FLUSH DOOR (FIRE RETARDANT)
D4X	1200	X	1880	2.26	DOUBLE LEAVED FLUSH DOOR (FIRE RETARDANT)
D4A	1310	X	2400	3.14	DOUBLE LEAVED FLUSH DOOR (FIRE RETARDANT)
D5	1500	X	2400	3.60	DOUBLE LEAVED FLUSH DOOR (LEAD LINED)
D5AX	1500	X	2400	3.60	DOUBLE LEAVED FLUSH DOOR (WATERPROOF)
D10CX	1500	X	2400	3.60	DOUBLE LEAVED FLUSH DOOR (WATERPROOF)
D10D	1200	X	2400	2.88	DOUBLE LEAVED FLUSH DOOR (FIRE RETARDANT)
D10E	1000	X	2400	2.40	SINGLE LEAVED FLUSH DOOR (FIRE RETARDANT)
D11B	1000	X	2400	2.40	SINGLE LEAVED FLUSH DOOR (FIRE RETARDANT)
D5X	1500	X	2400	3.60	DOUBLE LEAVED FLUSH DOOR (WATERPROOF)
D5Z	1500	X	2400	3.60	DOUBLE LEAVED LEAD LINED DOOR
D6X	1500	X	2400	3.60	DOUBLE LEAVED LEAD LINED DOOR (FIRE RETARDANT)
D6Z	1500	X	2300	3.45	DOUBLE LEAVED FLUSH DOOR (FIRE RETARDANT)
D7	2000	X	2400	4.80	DOUBLE LEAVED FLUSH DOOR (WATERPROOF)
D8AX	600	X	2280	1.37	SINGLE LEAF FLUSH DOOR (FIRE RETARDANT)
D9X	1050	X	2280	2.39	SINGLE LEAF FLUSH DOOR (FIRE RETARDANT)
W1A	600	X	2600	1.56	SINGLE FIXED GLASS ALUMINIUM WINDOW
W3A	600	X	2600	1.56	SINGLE FIXED GLASS + OPENABLE ALUMINIUM WINDOW
W3B	600	X	2550	1.53	SINGLE SHUTTER OPENABLE + FIXED GLASS ALUMINIUM WINDOW
W4A	1200	X	2600	3.12	FIXED GLASS ALUMINIUM WINDOW
W5A	1200	X	2600	3.12	FIXED GLASS ALUMINIUM WINDOW
W6A	1200	X	2600	3.12	DOUBLE SHUTTER OPENABLE + FIXED GLASS ALUMINIUM WINDOW
W6B	1200	X	2550	3.06	DOUBLE SHUTTER OPENABLE + FIXED GLASS ALUMINIUM WINDOW
W10A	2400	X	2600	6.24	FIXED GLASS ALUMINIUM WINDOW
W11A	5930	X	2580	15.30	FIXED GLASS ALUMINIUM WINDOW
W45A	1900	X	600	1.14	SINGLE FIXED MESH ALUMINIUM WINDOW
W46A	1825	X	600	1.10	SINGLE FIXED MESH ALUMINIUM WINDOW
W43A	2820	X	600	1.69	SINGLE FIXED MESH ALUMINIUM WINDOW
W20A	3000	X	600	1.80	SINGLE FIXED MESH ALUMINIUM WINDOW
W41A	1530	X	600	0.92	SINGLE FIXED GLASS ALUMINIUM WINDOW
W33A	600	X	600	0.36	SINGLE OPENABLE TOP HUNG ALUMINIUM WINDOW
W34A	600	X	600	0.36	SINGLE OPENABLE TOP HUNG ALUMINIUM WINDOW
W39A	600	X	2600	1.56	MESH SHUTTER WITH EXHAUST & FIXED GLASS
W7A	600	X	600	0.36	FIXED GLASS ALUMINIUM WINDOW
W44A	1450	X	600	0.87	FIXED MESH ALUMINIUM WINDOW
W8A	600	X	600	0.36	FIXED MESH ALUMINIUM WINDOW
D8A	600	X	2600	1.56	LOUVERED ALUMINIUM DOOR
D9A	1050	X	2300	2.42	LOUVERED ALUMINIUM DOOR
D1A	1000	X	2700	2.70	SINGLE GLASS OPENABLE ALUMINIUM DOOR
D4	1000	X	2600	2.60	LOUVERED ALUMINIUM DOOR
W38A	2900	X	600	1.74	FIXED GLASS ALUMINIUM WINDOW
W6C	1200	X	2250	2.70	DOUBLE SHUTTER OPENABLE + FIXED GLASS ALUMINIUM WINDOW
W35A	1200	X	1500	1.80	FIXED GLASS ALUMINIUM WINDOW
W36A	600	X	1500	0.90	FIXED GLASS ALUMINIUM WINDOW
W47A	1725	X	1500	2.59	FIXED GLASS ALUMINIUM WINDOW
W48A	1880	X	1500	2.82	FIXED GLASS ALUMINIUM WINDOW
W49A	1760	X	1500	2.64	FIXED GLASS ALUMINIUM WINDOW
W50A	1610	X	1500	2.42	FIXED GLASS ALUMINIUM WINDOW
W53A	3190	X	600	1.91	FIXED GLASS ALUMINIUM WINDOW
W61A	2650	X	1200	3.18	FIXED GLASS ALUMINIUM WINDOW
W62A	2835	X	600	1.70	FIXED GLASS ALUMINIUM WINDOW
W15A	1500	X	2100	3.15	FIXED GLASS ALUMINIUM WINDOW
W58A	2700	X	600	1.62	FIXED GLASS ALUMINIUM WINDOW
W59A	3380	X	600	2.03	FIXED GLASS ALUMINIUM WINDOW
W60A	3200	X	600	1.92	FIXED GLASS ALUMINIUM WINDOW
W27A	1200	X	1800	2.16	FIXED GLASS ALUMINIUM WINDOW
W17A	4800	X	2900	13.92	FIXED GLASS ALUMINIUM WINDOW
W16A	2930	X	600	1.76	FIXED GLASS ALUMINIUM WINDOW
W18A	1935	X	600	1.16	FIXED GLASS ALUMINIUM WINDOW
W37A	2905	X	600	1.74	FIXED MESH ALUMINIUM WINDOW
FGA	3300	X	1400	4.62	FIXED GLASS ALUMINIUM TELLER WINDOW
W51A	3870	X	1400	5.42	FIXED GLASS ALUMINIUM TELLER WINDOW
W25A	1800	X	1400	2.52	FIXED GLASS ALUMINIUM TELLER WINDOW

LIGHT AND VENTILATION STATEMENT OF GROUND FLOOR				
ROOM NAME	CARPET AREA (in sq.mtr.)	1/10th AREA REQUIRED	TYPE OF WINDOW PROVIDED	PROVIDED AREA
PHARMACY & STORE	23.756	3.959	W51A,FGA	10.040
MSW	6.642	1.107	W15A,W58A	4.770

	GROUND FLOOR			
BUILDING A	AREA (SQ.MTR) (A)	NO. OF PERSON AS PER TABLE 19.3.2 (A/15)	MALE (2/3)	FEMALE
ADMIN AREA	175.843	12	8	4
PATIENT	1880.892	125	83	42
STAFF	406.434	27	18	9

SR.NO.	FIXTURES	HANDICAP TOILET	REQUIRED	PROPOSED
1	WC	One special WC	1	1

SR.NO.	FIXTURES	ADMINISTATIVE AREA		REQUIRED		PROPOSED	
		STAFF TOILETS		STAFF TOILETS		STAFF TOILETS	
		MALE	FEMALE	MALE	FEMALE	MALE	FEMALE
1	TOILET SUIT OF ONE WC AND ONE WASH BASIN	For individual Officer rooms		-			
2	WC	1 per 25 persons or part thereof	1 per 15 persons or part thereof	1	1	1	1
3	ABLUTION TAP	One in each Water-Closet		1	1	1	1
		1 water tap with draining arrangement shall be provided for every 50 persons or part thereof in the vicinity of water-closets and urinals		1	1	1	1
4	URINALS	Nil upto 6 1 per 7 to 20 2 per 21-45	-	1	-	1	-
5	WASHBASINS	1 per 25 persons or part thereof	1 per 25 persons or part thereof	1	1	1	1
6	DRINKING WATER FOUNTAIN	1 per 100 persons or part thereof		1		1	
7	CLEANERS SINK	1 per floor, min		1		1	
8	KITCHEN SINK	1 per floor, min		1		2	

SR.NO.	FIXTURES	OUTDOOR PATIENT DEPARTMENT				REQUIRED				PROPOSED			
		PATIENT TOILETS		STAFF TOILET		PATIENT TOILETS		STAFF TOILET		PATIENT TOILETS		STAFF TOILET	
		MALE	FEMALE	MALE	FEMALE	MALE	FEMALE	MALE	FEMALE	MALE	FEMALE	MALE	FEMALE
1	TOILET SUIT OF ONE WC AND ONE WASH BASIN	For up to 4 patients		For individual Doctors rooms									
2	WC	1 per 100 persons or part thereof	2 per 100 persons or part thereof	1 for upto 15	1 for upto 12	1	2	2	1	3	4	2	2
3	ABLUTION TAP	One in each Water-Closet				1	2	2	1	3	4	2	2
		1 water tap with draining arrangement shall be provided for every 50 persons or part thereof in the vicinity of water-closets and urinals				1	2	2	1	3	4	2	2
4	URINALS	1 per 50 persons or part thereof	-	Nil upto 6 1 per 7 to 20 2 per 21-45	-	2	-	1	-	2	-	1	
5	WASHBASINS	1 per 100 persons or part thereof	2 per 100 persons or part thereof	1 for upto 15 2 for 16-35	1 for upto 12 2 for 13-25	1	2	2	1	2	3	2	3
6	DRINKING WATER FOUNTAIN	1 per 500 persons or part thereof		1 per 100 persons or part thereof		1		1		2		1	

BUILT UP AREA CALCULATION GROUND FLOOR											
ADDITION (X)											
A	111.890	X	41.730	X	1	X	1	=	4669.170	SQ.MT.
TOTAL									4669.170	SQ.MT.
DEDUCTION (Y)										
1	7.550	X	20.520	X	1	X	1	=	154.926	SQ.MT.
2	9.735	X	17.208	X	1	X	1	=	167.520	SQ.MT.
3	4.105	X	16.320	X	1	X	1	=	66.994	SQ.MT.
4	7.760	X	17.220	X	1	X	1	=	133.627	SQ.MT.
5	6.910	X	22.855	X	1	X	1	=	157.928	SQ.MT.
6	7.430	X	21.054	X	1	X	1	=	156.431	SQ.MT.
7	3.310	X	22.855	X	1	X	1	=	75.650	SQ.MT.
8	14.750	X	16.130	X	1	X	1	=	237.918	SQ.MT.
9	23.757	X	19.800	X	1	X	1	=	470.389	SQ.MT.
10	31.649	X	3.055	X	1	X	1	=	96.688	SQ.MT.
11	8.107	X	1.809	X	0.5	X	1	=	7.333	SQ.MT.
12	18.432	X	4.112	X	0.5	X	1	=	37.896	SQ.MT.
13	8.988	X	2.884	X	0.5	X	1	=	12.961	SQ.MT.
14	10.024	X	3.325	X	0.5	X	1	=	16.665	SQ.MT.
15	10.024	X	4.995	X	0.5	X	1	=	25.035	SQ.MT.
16	9.017	X	4.369	X	0.5	X	1	=	19.698	SQ.MT.
17	9.017	X	6.411	X	0.5	X	1	=	28.904	SQ.MT.
18	3.540	X	12.175	X	1	X	1	=	43.100	SQ.MT.
19	6.390	X	0.520	X	1	X	8	=	26.582	SQ.MT.
20	8.050	X	8.845	X	1	X	1	=	71.202	SQ.MT.
21	2.750	X	6.215	X	1	X	1	=	17.091	SQ.MT.
22	6.850	X	7.275	X	1	X	1	=	49.834	SQ.MT.
23	10.800	X	6.215	X	1	X	1	=	67.122	SQ.MT.
24	7.550	X	3.000	X	1	X	1	=	22.650	SQ.MT.
TOTAL								=	2164.142	SQ.MT.
DUCT DEDUCTION (Y1)										
D1	7.320	X	2.335	X	1	X	1	=	17.092	SQ.MT.
D2	1.290	X	0.600	X	1	X	1	=	0.774	SQ.MT.
D3	1.290	X	1.945	X	1	X	1	=	2.509	SQ.MT.
D4	0.810	X	1.095	X	1	X	1	=	0.887	SQ.MT.
D5	5.700	X	0.575	X	1	X	1	=	3.278	SQ.MT.
D6	0.600	X	1.100	X	1	X	1	=	0.660	SQ.MT.
D7	1.660	X	0.600	X	1	X	1	=	0.996	SQ.MT.
D8	1.500	X	0.600	X	1	X	1	=	0.900	SQ.MT.
D9	0.600	X	0.575	X	1	X	1	=	0.345	SQ.MT.
D10	1.000	X	0.575	X	1	X	1	=	0.575	SQ.MT.
D11	1.050	X	0.575	X	1	X	1	=	0.604	SQ.MT.
D12	0.600	X	1.640	X	1	X	1	=	0.984	SQ.MT.
D13	0.980	X	2.100	X	1	X	1	=	2.058	SQ.MT.
TOTAL								=	31.661	SQ.MT.
NET BUILTUP AREA = (X-Y-Y1)								=	2473.366	SQ.MT.

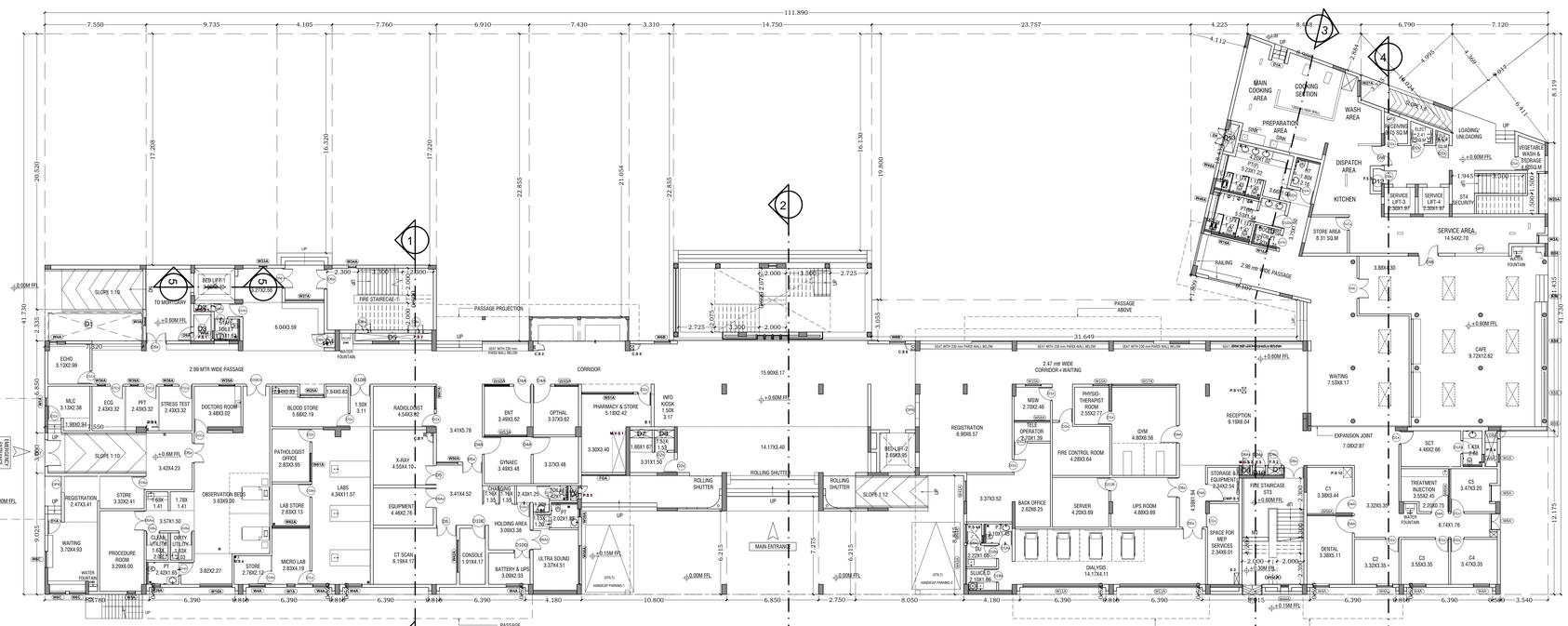

GROUND FLOOR PLAN

SCALE - 1:150

STAMP OF APPROVAL

3/9

SHUBHANGI BHISHNURKAR

Digitally signed by SHUBHANGI BHISHNURKAR
Date: 2021.04.29 19:26:34 +05'30'

Occupancy Certificate granted subject to the conditions mentioned in this office Letter/ Certificate No.CIDCO /NAINA/ Pen / Wave / BP-00281 / OC / Full / 2021/0084 Dated 29/ April/2021.

MECHANICAL VENTILATION EXTENT (GROUND FLOOR PLAN)

FORM OF CERTIFICATE:-

I, AR.VARUN MHATRE HAVE BEEN EMPLOYED BY THE APPLICANT AS HIS ARCHITECT. I HAVE EXAMINED THE BOUNDARIES AND THE AREA OF THE PLOT AND I DO HERBY CERTIFY THAT I HAVE PERSONALLY VERIFIED AND CHECKED ALL THE STATEMENTS MADE BY THE APPLICANT WHO IS THE OWNER IN POSSESSION OF THE PLOT AS IN THE ABOVE FORM AND FOUND THEM TO BE CORRECT.

Ar.VARUN MHATRE.
(SIGNATURE OF ARCHITECT)

PROFORMA 'B'

CONTENTS OF SHEET

GROUND FLOOR PLAN,AREA DIAGRAM,BUILT UP AREA CALCULATION, DOORS & WINDOWS SHEDULE,LIGHT & VENTILATION STATEMENT AND SANITATION STATEMENT.

DESCRIPTION OF PROPOSAL & PROPERTY

DEVELOPMENT PERMISSION FOR PROPOSED HOSPITAL ON LAND BEARING SURVEY NO. 66/3,68/2,68/3,70/4A,70/5A,70/5B OF VILLAGE -WAVE, TALUKA- PEN, DIST- RAIGAD.

NOTE:-

- ALL DIMENSIONS ARE IN METER.
- INTERNAL WALL THICKNESS 0.150 M.
- EXTERNAL WALL THICKNESS 0.230 M.

NORTH	JOB. NO.	DRG. NO.	DRAWN BY
	143	3/9	MAHESH
	SCALE	DATE	CHECKED BY
	1: 150	27-04-2021	VM
REVISIONS	DESCRIPTION :		
R-0			

NAME OF THE OWNER	SIGNATURE
JSW Foundation GEETAPURAM, DOLVI, TAL. PEN, DIST. RAIGAD, MAHARASHTRA.	
NAME AND ADDRESS OF ARCHITECT	SIGNATURE
ved-vastu architects & planners H Off. - Unit No.2,Bhakti No.B-3/19, Plot No.8, Sector-3, Vashi, Navi Mumbai- 400 703. Mobile : 9004344242 email:vedvastu.arch@gmail.com	

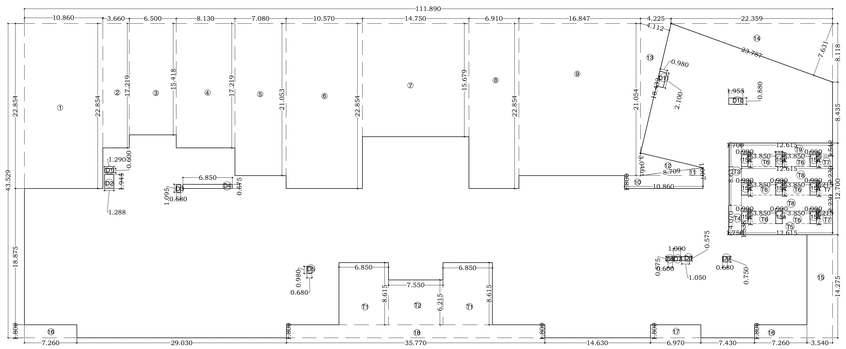

AREA DIAGRAM (FIRST FLOOR)

SCALE - 1:300

DOOR AND WINDOWS SCHEDULE OF FIRST FLOOR					DESCRIPTION
TYPE	SIZE IN MM			AREA IN SQ.MTR.	
D1X	1000	X	2400	2.40	SINGLE LEAF FLUSH DOOR (WATERPROOF)
D1AX	1000	X	2400	2.40	SINGLE LEAF FLUSH DOOR (WATERPROOF)
D1Ax	1000	X	2350	2.35	SINGLE LEAF FLUSH DOOR (WATERPROOF)
D1DX	1000	X	2400	2.40	SINGLE LEAF FLUSH DOOR (WATERPROOF)
D1CX	1000	X	2400	2.40	SINGLE LEAF FLUSH DOOR (WATERPROOF)
D1BX	1000	X	2400	2.40	SINGLE LEAF FLUSH DOOR (WATERPROOF)
D5AX	1500	X	2400	3.60	DOUBLE LEAF FLUSH DOOR (WATERPROOF)
D5CX	1500	X	2400	3.60	DOUBLE LEAF FLUSH DOOR (WATERPROOF)
D5X	1500	X	2400	3.60	DOUBLE LEAVED FLUSH DOOR (WATERPROOF)
D5D	1500	X	2350	3.53	DOUBLE LEAVED FLUSH DOOR (WATERPROOF)
D5F	1430	X	2350	3.36	DOUBLE LEAVED FLUSH DOOR (WATERPROOF)
D2X	1000	X	2400	2.40	SINGLE LEAF FLUSH DOOR (FIRE RETARDANT)
D2AX	1000	X	2300	2.30	SINGLE LEAF FLUSH DOOR (FIRE RETARDANT)
D3A	900	X	2400	2.16	SINGLE LEAF FLUSH DOOR (WATERPROOF)
D3	900	X	2400	2.16	SINGLE LEAF FLUSH DOOR (WATERPROOF)
D10A	2000	X	2400	4.80	DOUBLE LEAF FLUSH DOOR (WATERPROOF)
D10B	1500	X	2400	3.60	DOUBLE LEAF FLUSH DOOR (WATERPROOF)
D6X	1500	X	2400	3.60	DOUBLE LEAVED FLUSH DOOR (FIRE RETARDANT)
D7	2000	X	2400	4.80	DOUBLE LEAVED FLUSH DOOR (WATERPROOF)
D8AX	600	X	2280	1.37	SINGLE LEAF FLUSH DOOR (FIRE RETARDANT)
D4A	1310	X	2400	3.14	DOUBLE LEAF FLUSH DOOR (FIRE RETARDANT)
D9X	1050	X	2280	2.39	SINGLE LEAF FLUSH DOOR (FIRE RETARDANT)
D11C	900	X	2400	2.16	SINGLE LEAVED FLUSH DOOR (WATERPROOF)
W1B	600	X	2550	1.53	SINGLE FIXED GLASS ALUMINIUM WINDOW
W2B	600	X	2550	1.53	SINGLE FIXED GLASS ALUMINIUM WINDOW
W2B1	600	X	2275	1.37	SINGLE FIXED GLASS ALUMINIUM WINDOW
W3B	600	X	2550	1.53	SINGLE CASEMENT ALUMINIUM WINDOW, BOTTOM FIXED GLASS
W4B	1200	X	2550	3.06	SINGLE FIXED GLASS ALUMINIUM WINDOW
W5B	1200	X	2550	3.06	SINGLE FIXED GLASS ALUMINIUM WINDOW
W6B	1200	X	2550	3.06	DOUBLE LEAVED CASEMENT, BOTTOM FIXED GLASS ALUMINIUM WINDOW
W6B1	1200	X	2275	2.73	DOUBLE LEAVED CASEMENT, BOTTOM FIXED GLASS ALUMINIUM WINDOW
W7B	600	X	600	0.36	FIXED GLASS ALUMINIUM WINDOW
W8B	600	X	600	0.36	FIXED MESH ALUMINIUM WINDOW
W9B	2250	X	2100	4.73	
D10	1000	X	3000	3.00	SINGLE CASEMENT + FIXED GLASS ALUMINIUM WINDOW
D10C	1000	X	2950	2.95	
W12B	3250	X	2550	8.29	FIXED GLASS ALUMINIUM WINDOW
W20B	3000	X	600	1.80	FIXED MESH ALUMINIUM WINDOW
W34B	600	X	600	0.36	GLASS OPENABLE TOP HUNG ALUMINIUM WINDOW
D1	1000	X	3000	3.00	SINGLE CASEMENT ALUMINIUM WINDOW
W46B	600	X	600	0.36	GLASS OPENABLE TOP HUNG ALUMINIUM WINDOW
W53B	1200	X	2550	3.06	FIXED GLASS ALUMINIUM WINDOW + TOP HUNG
W54B	600	X	2550	1.53	FIXED GLASS ALUMINIUM WINDOW + TOP HUNG
W7B	600	X	600	0.36	SINGLE FIXED GLASS ALUMINIUM WINDOW
W48B	1825	X	600	1.10	FIXED MESH ALUMINIUM WINDOW
W14B	6850	X	2960	20.28	ALUMINIUM SLIDING WINDOW
W49B	1800	X	600	1.08	SINGLE FIXED GLASS ALUMINIUM WINDOW
W50B	600	X	600	0.36	SINGLE FIXED GLASS ALUMINIUM WINDOW
W51B	1200	X	600	0.72	SINGLE FIXED GLASS ALUMINIUM WINDOW
W52B	3000	X	600	1.80	SINGLE FIXED GLASS ALUMINIUM WINDOW
W42B	2400	X	1400	3.36	SINGLE FIXED GLASS ALUMINIUM WINDOW
W45B	3335	X	600	2.00	SINGLE FIXED GLASS ALUMINIUM WINDOW
W46B	600	X	1350	0.81	SINGLE FIXED GLASS ALUMINIUM WINDOW
W35B	1200	X	1350	1.62	SINGLE FIXED GLASS ALUMINIUM WINDOW
W21B	6745	X	600	4.05	SINGLE FIXED GLASS ALUMINIUM WINDOW
W7B	600	X	600	0.36	SINGLE FIXED GLASS ALUMINIUM WINDOW
W53B	1800	X	600	1.08	FIXED MESH ALUMINIUM WINDOW
W8B	600	X	600	0.36	FIXED MESH ALUMINIUM WINDOW
W47B	3000	X	600	1.80	FIXED MESH ALUMINIUM WINDOW
W48B	1200	X	600	0.72	FIXED MESH ALUMINIUM WINDOW
W22B	1200	X	2550	3.06	SINGLE FIXED GLASS ALUMINIUM WINDOW
W54B1	3335	X	600	2.00	FIXED MESH ALUMINIUM WINDOW

LIGHT AND VENTILATION STATEMENT OF FIRST FLOOR				
ROOM NAME	CARPET AREA (in sq.mtr.)	1/6th AREA REQUIRED	TYPE OF WINDOW PROVIDED	PROVIDED AREA
PANTRY	8.6347	1.439	W3B	1.53
EQUIPMENT WASHROOM	10.9557	1.826	W54B	2.00
COO	13.9392	2.323	W9B	4.72
BIOMEDICAL WORKSHOP	27.6012	4.600	2(W6B)	6.12
HOUSEKEEPING	15.918	2.653	W47B,W3B	3.33
DU	6.426	1.071	W6B	3.06
HR WORKSPACE	17.511	2.919	2(W6B)	6.12

		FIRST FLOOR(IPD)		
BUILDING A	AREA (SQ.MTR) (A)	NO. OF PERSON AS PER TABLE 19.3.2 (A/15)	MALE (2/3)	FEMALE
STAFF	681.273	45	30	15

	FIRST FLOOR(IPD)		
BUILDING A	BEDS	MALE (2/3)	FEMALE
GEN. WARD PATIENTS	10	7	3

SR.NO.	FIXTURES	HANDICAP TOILET	REQUIRED	PROPOSED
1	WC	One special WC	1	1

	FIRST FLOOR(IPD)
BUILDING A	BEDS
PRIVATE ROOM PATIENTS BED	10

	FIRST FLOOR			
BUILDING A	AREA (SQ.MTR) (A)	NO. OF PERSON AS PER TABLE 19.3.2 (A/15)	MALE (2/3)	FEMALE
ADMIN AREA	213.869	14	9	5

SR.NO.	FIXTURES	ADMINISTATIVE AREA		REQUIRED		PROPOSED	
		STAFF TOILETS		STAFF TOILETS		STAFF TOILETS	
		MALE	FEMALE	MALE	FEMALE	MALE	FEMALE
1	TOILET SUIT OF ONE WC AND ONE WASH BASIN	For individual Officer rooms		-			
2	WC	1 per 25 persons or part thereof	1 per 15 persons or part thereof	1	1	1	2
		One in each Water-Closet		1	1	1	2
3	ABLUTION TAP	1 water tap with draining arrangement shall be provided for every 50 persons or part thereof in the vicinity of water-closets and urinals		1	1	1	2
4	URINALS	Nil upto 6 1 per 7 to 20 2 per 21-45	-	1	-	1	-
5	WASHBASINS	1 per 25 persons or part thereof	1 per 25 persons or part thereof	1	1	1	2
6	DRINKING WATER FOUNTAIN	1 per 100 persons or part thereof		1		1	
7	CLEANERS SINK	1 per floor, min		1		1	
8	KITCHEN SINK	1 per floor, min		1		1	

SR.NO.	FIXTURES	INDOOR PATIENT DEPARTMENT				REQUIRED				PROPOSED			
		PATIENT TOILETS		STAFF TOILET		PATIENT TOILETS		STAFF TOILET		PATIENT TOILETS		STAFF TOILET	
		MALE	FEMALE	MALE	FEMALE	MALE	FEMALE	MALE	FEMALE	MALE	FEMALE	MALE	FEMALE
1	TOILET SUIT COMPRISING OF ONE WC AND ONE WASH BASIN AND SHOWER STALL	For up to 4 patients		For individual Doctor's/Officer's rooms		3		-		6		2	
	FOR GENERAL WARDS, HOSPITAL STAFFS AND VISITORS												
2	WC	1 per 8 beds or part thereof	1 per 8 beds or part thereof	1 for upto 15 2 for 16-35	1for upto 12 2 for 13-25	1	1	2	2	4	3	3	5
		One in each Water-Closet				1	1	2	2	4	3	3	5
3	ABLUTION TAP	1 water tap with draining arrangement shall be provided for every 50 persons or part thereof in the vicinity of water-closets and urinals				1	1	2	2	4	3	3	5
4	URINALS	1 per 30 beds	-	Nil upto 6 1 per 7 to 20 2 per 21-45	-	1	-	2	-	3	-	3	-
5	WASHBASINS	2 for every 30 beds or part thereof Add 1 per additional 30 beds or part therof		1 for upto 15 2 for 16-35	1 for upto 12 2 for 13-25	2		2	2	7		3	5
6	DRINKING WATER FOUNTAIN	1 per ward		1 per 100 persons or part thereof		1		1		1		1	
7	Cleaner's sink	1 per ward		-		1		-		1		-	
8	Bed pan sink	1 per ward		-		1		-		1		-	
9	kitchen sink	1 per ward		-		1		-		1		-	

BUILT UP AREA CALCULATION FIRST FLOOR										
ADDITION (X)										
A	111.890	X	43.529	X	1	X	1	=	4870.460	SQ.MT.
TOTAL									4870.460	SQ.MT.
DEDUCTION (Y)										
1	10.860	X	22.854	X	1	X	1	=	248.194	SQ.MT.
2	3.660	X	17.219	X	1	X	1	=	63.022	SQ.MT.
3	6.500	X	15.418	X	1	X	1	=	100.217	SQ.MT.
4	8.130	X	17.219	X	1	X	1	=	139.990	SQ.MT.
5	7.080	X	21.053	X	1	X	1	=	149.055	SQ.MT.
6	10.570	X	22.854	X	1	X	1	=	241.567	SQ.MT.
7	14.750	X	15.679	X	1	X	1	=	231.265	SQ.MT.
8	6.910	X	22.854	X	1	X	1	=	157.921	SQ.MT.
9	16.847	X	21.054	X	1	X	1	=	354.697	SQ.MT.
10	10.860	X	1.800	X	1	X	1	=	19.548	SQ.MT.
11	8.709	X	1.067	X	0.5	X	1	=	4.646	SQ.MT.
12	8.709	X	3.046	X	0.5	X	1	=	13.264	SQ.MT.
13	18.432	X	4.112	X	0.5	X	1	=	37.896	SQ.MT.
14	23.787	X	7.631	X	0.5	X	1	=	90.759	SQ.MT.
15	3.540	X	14.275	X	1	X	1	=	50.534	SQ.MT.
15a	0.900	X	1.720	X	1	X	9	=	13.932	SQ.MT.
16	7.260	X	1.800	X	1	X	2	=	26.136	SQ.MT.
17	6.970	X	1.800	X	1	X	1	=	12.546	SQ.MT.
18	35.770	X	1.800	X	1	X	1	=	64.386	SQ.MT.
TOTAL								=	2019.576	SQ.MT.
DUCT DEDUCTION (Y1)										
D1	1.290	X	0.600	X	1	X	1	=	0.774	SQ.MT.
D2	1.288	X	1.945	X	1	X	1	=	2.505	SQ.MT.
D3	0.580	X	1.095	X	1	X	1	=	0.635	SQ.MT.
D4	6.850	X	0.575	X	1	X	1	=	3.939	SQ.MT.
D5	0.680	X	0.980	X	1	X	1	=	0.666	SQ.MT.
D6	0.600	X	0.575	X	1	X	1	=	0.345	SQ.MT.
D7	1.000	X	0.575	X	1	X	2	=	0.575	SQ.MT.
D8	1.050	X	0.575	X	1	X	1	=	0.604	SQ.MT.
D9	0.680	X	0.750	X	1	X	1	=	0.510	SQ.MT.
D10	1.955	X	0.880	X	1	X	1	=	1.720	SQ.MT.
D11	0.980	X	2.100	X	1	X	1	=	2.058	SQ.MT.
TOTAL								=	14.332	SQ.MT.
TERRACE(1) DEDUCTION (Y2)										
T1	6.850	X	8.615	X	1	X	2	=	118.026	SQ.MT.
T2	7.550	X	6.215	X	1	X	1	=	46.923	SQ.MT.
TOTAL								=	164.949	SQ.MT.
TERRACE(2) DEDUCTION (Y3)										
T3	1.700	X	8.630	X	1	X	1	=	14.671	SQ.MT.
T4	4.070	X	1.779	X	1	X	1	=	7.241	SQ.MT.
T5	12.615	X	1.538	X	1	X	1	=	19.402	SQ.MT.
T6	3.850	X	1.720	X	1	X	6	=	39.732	SQ.MT.
T7	2.215	X	1.720	X	1	X	3	=	11.429	SQ.MT.
T8	12.615	X	2.230	X	1	X	2	=	56.263	SQ.MT.
T9	12.615	X	1.542	X	1	X	1	=	19.452	SQ.MT.
TOTAL								=	168.190	SQ.MT.
NET BUILTUP AREA = (X-Y-Y1-Y2-Y3)								=	2503.414	SQ.MT.

FIRST FLOOR PLAN

SCALE - 1:150

SHUBHANGI BHISHNURKAR

Digitally signed by SHUBHANGI BHISHNURKAR
Date: 2021.04.29 19:26:52 +05'30'

Occupancy Certificate granted subject to the conditions mentioned in this office Letter/ Certificate No.CIDCO /NAINA/ Pen / Wave / BP-00281 / OC / Full / 2021/0084 Dated 29/ April/2021.

MECHANICAL VENTILATION EXTENT (FIRST FLOOR PLAN)

FORM OF CERTIFICATE:-

I, AR.VARUN MHATRE HAVE BEEN EMPLOYED BY THE APPLICANT AS HIS ARCHITECT. I HAVE EXAMINED THE BOUNDARIES AND THE AREA OF THE PLOT AND I DO HEREBY CERTIFY THAT I HAVE PERSONALLY VERIFIED AND CHECKED ALL THE STATEMENTS MADE BY THE APPLICANT WHO IS THE OWNER IN POSSESSION OF THE PLOT AS IN THE ABOVE FORM AND FOUND THEM TO BE CORRECT.

Ar.VARUN MHATRE.
(SIGNATURE OF ARCHITECT)

PROFORMA 'B'

CONTENTS OF SHEET

FIRST FLOOR PLAN,AREA DIAGRAM,BUILT UP AREA CALCULATION,DOORS & WINDOWS SHEDULE,LIGHT & VENTILATION STATEMENT AND SANITATION STATEMENT.

DESCRIPTION OF PROPOSAL & PROPERTY

DEVELOPMENT PERMISSION FOR PROPOSED HOSPITAL ON LAND BEARING SURVEY NO. 66/3,68/2,68/3,70/4A,70/5A,70/5B OF VILLAGE -WAVE. TALUKA- PEN. DIST- RAIGAD.

NOTE:-

- ALL DIMENSIONS ARE IN METER.
- INTERNAL WALL THICKNESS 0.150 M.
- EXTERNAL WALL THICKNESS 0.230 M.

NORTH	JOB. NO.	DRG. NO.	DRAWN BY
	143	4/9	MAHESH
	SCALE	DATE	CHECKED BY
	1: 150	27-04-2021	VM
REVISIONS	DESCRIPTION :		
R-0			

NAME OF THE OWNER	SIGNATURE
JSW Foundation GEETAPURAM, DOLVI, TAL. PEN, DIST. RAIGAD, MAHARASHTRA	
NAME AND ADDRESS OF ARCHITECT	SIGNATURE
ved-vastu architects & planners H.Off.- Unit No.2,Build No.B-3/19, Plot No.8, Sector-3, Vashi, Navi Mumbai- 400 703. Mobile : 9004344042 email:vedvastu.arch@gmail.com	

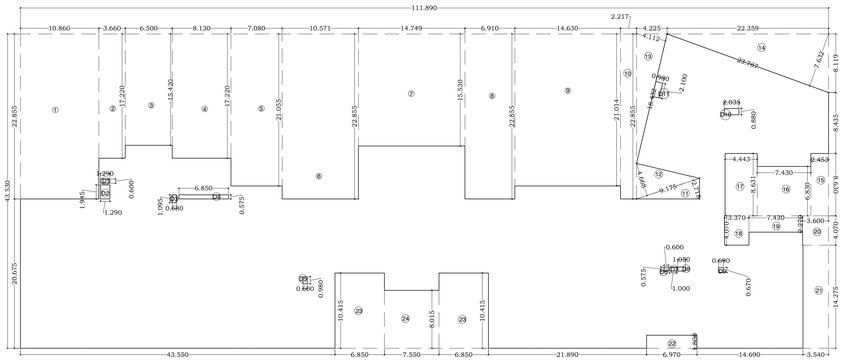

AREA DIAGRAM (SECOND FLOOR)

SCALE - 1:300

DOOR AND WINDOWS SCHEDULE OF SECOND FLOOR					DESCRIPTION
TYPE	SIZE IN MM			AREA IN SQ.MTR.	
D1CY	1000	X	2360	2.36	SINGLE LEAF FLUSH DOOR (WATERPROOF)
D1BY	1000	X	2360	2.36	SINGLE LEAF FLUSH DOOR (WATERPROOF)
D1AY	1000	X	2360	2.36	SINGLE LEAF FLUSH DOOR (WATERPROOF)
D2Y	1000	X	2360	2.36	SINGLE LEAF FLUSH DOOR (FIRE RETARDANT)
D2AY	1000	X	2240	2.24	SINGLE LEAF FLUSH DOOR (FIRE RETARDANT)
D5Y	1500	X	2360	3.54	DOUBLE LEAVED FLUSH DOOR (WATERPROOF)
D5AY	1500	X	2360	3.54	DOUBLE LEAVED FLUSH DOOR (WATERPROOF)
D6Y	1500	X	2360	3.54	DOUBLE LEAVED FLUSH DOOR (FIRE RETARDANT)
D8AY	600	X	2240	1.34	SINGLE LEAF FLUSH DOOR (FIRE RETARDANT)
D8C	800	X	2360	1.89	SINGLE LEAF FLUSH DOOR (FIRE RETARDANT)
D10CY	1500	X	2360	3.54	DOUBLE LEAF FLUSH DOOR (FIRE RETARDANT)
D4Y	1500	X	2360	3.54	DOUBLE LEAF FLUSH DOOR (FIRE RETARDANT)
D5CY	1500	X	2360	3.54	DOUBLE LEAF FLUSH DOOR (FIRE RETARDANT)
D10Y	1000	X	2360	2.36	SINGLE LEAF FLUSH DOOR (FIRE RETARDANT)
D1Y	1000	X	2360	2.36	SINGLE LEAF FLUSH DOOR (FIRE RETARDANT)
D9Y	1050	X	2300	2.42	SINGLE LEAF FLUSH DOOR (FIRE RETARDANT)
W4C	1200	X	2250	2.70	FIXED GLASS ALUMINIUM WINDOW
D10A	1000	X	2700	2.70	SINGLE LEAF GLASS DOOR
D12	1000	X	1500	1.50	SINGLE CASEMENT ALUMINIUM WINDOW
W1C	600	X	2250	1.35	FIXED GLASS ALUMINIUM WINDOW
W1C1	600	X	2700	1.62	FIXED GLASS ALUMINIUM WINDOW
W3C	600	X	2250	1.35	SINGLE CASEMENT ALUMINIUM WINDOW, BOTTOM FIXED GLASS
W5C1	1200	X	2100	2.52	FIXED GLASS ALUMINIUM WINDOW
W6C	1200	X	2250	2.70	DOUBLE LEAVED CASEMENT ALUMINIUM WINDOW, BOTTOM FIXED GLASS
W7C	600	X	600	0.36	FIXED GLASS ALUMINIUM WINDOW
W8C	600	X	600	0.36	FIXED MESH ALUMINIUM WINDOW
W9C	2250	X	1800	4.05	SINGLE CASEMENT + FIXED GLASS ALUMINIUM WINDOW
W14C	3250	X	2700	8.78	ALUMINIUM SLIDING WINDOW
W20C	3000	X	600	1.80	FIXED MESH ALUMINIUM WINDOW
W23C	2700	X	2700	7.29	ALUMINIUM SLIDING WINDOW
W24C	1200	X	2700	3.24	ALUMINIUM SLIDING WINDOW
W29C	2975	X	2700	8.03	ALUMINIUM SLIDING WINDOW
W12B1	3250	X	2250	7.31	FIXED GLASS ALUMINIUM WINDOW
W34C	600	X	600	0.36	OPENABLE GLASS TOP HUNG ALUMINIUM WINDOW
D1A	1000	X	2700	2.70	SINGLE CASEMENT ALUMINIUM WINDOW
W39C	600	X	2100	1.26	FIXED GLASS ALUMINIUM WINDOW WITH MESH ABOVE
W45C	1900	X	600	1.14	SINGLE FIXED MESH ALUMINIUM WINDOW
W46C	600	X	600	0.36	OPENABLE GLASS TOP HUNG ALUMINIUM WINDOW
W48C	1825	X	600	1.10	SINGLE FIXED MESH ALUMINIUM WINDOW
W49C	1650	X	2700	4.46	ALUMINIUM SLIDING WINDOW
W50C	2200	X	2700	5.94	ALUMINIUM SLIDING WINDOW
W54C	600	X	2700	1.62	FIXED GLASS ALUMINIUM WINDOW + TOP HUNG
W53C	1200	X	2700	3.24	FIXED GLASS ALUMINIUM WINDOW + TOP HUNG
W14B	6850	X	2960	20.28	ALUMINIUM SLIDING WINDOW
W35C	2750	X	600	1.65	FIXED GLASS ALUMINIUM WINDOW
W13C	3335	X	600	2.00	FIXED GLASS ALUMINIUM WINDOW
W30C	2000	X	1500	3.00	FIXED GLASS ALUMINIUM WINDOW
W13C	3250	X	1500	4.88	FIXED GLASS ALUMINIUM WINDOW
W27C	600	X	1500	0.90	FIXED GLASS ALUMINIUM WINDOW
W21C	6745	X	600	4.05	FIXED GLASS ALUMINIUM WINDOW
W7C	600	X	600	0.36	FIXED GLASS ALUMINIUM WINDOW
W40C	3310	X	600	1.99	SINGLE FIXED MESH ALUMINIUM WINDOW
W41C	2400	X	600	1.44	SINGLE FIXED MESH ALUMINIUM WINDOW
W41C1	3250	X	600	1.95	SINGLE FIXED MESH ALUMINIUM WINDOW
W37C	1800	X	600	1.08	SINGLE FIXED MESH ALUMINIUM WINDOW
W31C	3215	X	600	1.93	SINGLE FIXED MESH ALUMINIUM WINDOW
W47C	3000	X	600	1.80	SINGLE FIXED MESH ALUMINIUM WINDOW
W51C	1800	X	600	1.08	SINGLE FIXED MESH ALUMINIUM WINDOW

	AREA (SQ.MTR) (A)	SECOND FLOOR NO. OF PERSON AS PER TABLE 19.3.2 (A/15)	MALE (2/3)	FEMALE
BUILDING A				
ADMIN AREA	110.723	7	5	2

LIGHT AND VENTILATION STATEMENT OF SECOND FLOOR				
ROOM NAME	CARPET AREA (in sq.mtr.)	1/6th AREA REQUIRED	TYPE OF WINDOW PROVIDED	PROVIDED AREA
GENERAL WARD(F)	211.376	35.229	5(W14C),2(W6C),2(W3C),W4OC	53.990
GENERAL WARD(M)	205.780	34.297	W14C,W24C,W5OC,W41C,2(W41C1),W51C	34.740
CLI	7.972	1.329	W3C	1.350
DOCTORS ROOM	10.9545	1.826	W37C, W9C	5.130
NURSES ROOM	10.9545	1.826	W37C, W9C	5.130
STATIONERY STORE	10.3005	1.717	W6C	2.700
FLOOR OPERATION MANAGER	5.9152	0.986	W3C	1.350
EQUIPMENT	5.244	0.874	W1C	1.350
PROCEDURE ROOM	12.1701	2.028	W9C	4.050
SINGLE BEDROOM	12.6009	2.100	W9C	4.050
MATERNITY WARD	83.7097	13.952	2(W14C),3(W3C),W29C,W23C	36.930
NURSE ROOM	8.428	1.405	W6C	2.700
PURCHASE DEPT MANAGER	6.426	1.071	W6C	2.700
PURCHASE DEPT.	17.823	2.971	W9C,W8C	4.410
STORE OFFICER	15.918	2.653	W3C,W47C	3.150

	AREA (SQ.MTR) (A)	SECOND FLOOR(IPD) NO. OF PERSON AS PER TABLE 19.3.2 (A/15)	MALE (2/3)	FEMALE
BUILDING A				
STAFF	533.28	36	24	12

	SECOND FLOOR(IPD)		
BUILDING A	BEDS	MALE (2/3)	FEMALE
GEN. WARD PATIENTS	39	15	24

SR.NO.	FIXTURES	HANDICAP TOILET	REQUIRED	PROPOSED
1	WC	One special WC	1	1

SECOND FLOOR(IPD)	
BUILDING A	BEDS
PRIVATE ROOM PATEINTS BED	1

SR.NO.	FIXTURES	ADMINISTATIVE AREA		REQUIRED		PROPOSED	
		STAFF TOILETS		STAFF TOILETS		STAFF TOILETS	
		MALE	FEMALE	MALE	FEMALE	MALE	FEMALE
1	TOILET SUIT OF ONE WC AND ONE WASH BASIN	For individual Officer rooms		-			
2	WC	1 per 25 persons or part thereof	1 per 15 persons or part thereof	1	1	1	2
		One in each Water-Closet		1	1	1	2
3	ABLUTION TAP	1 water tap with draining arrangement shall be provided for every 50 persons or part thereof in the vicinity of water-closets and urinals		1	1	1	2
4	URINALS	Nil upto 6 1 per 7 to 20 2 per 21-45	-	0	-	0	-
5	WASHBASINS	1 per 25 persons or part thereof	1 per 25 persons or part thereof	1	1	1	1
6	DRINKING WATER FOUNTAIN	1 per 100 persons or part thereof		1		1	
7	CLEANERS SINK	1 per floor, min		1		1	
8	KITCHEN SINK	1 per floor, min		1		1	

SR.NO.	FIXTURES	INDOOR PATIENT DEPARTMENT				REQUIRED				PROPOSED			
		PATIENT TOILETS		STAFF TOILET		PATIENT TOILETS		STAFF TOILET		PATIENT TOILETS		STAFF TOILET	
		MALE	FEMALE	MALE	FEMALE	MALE	FEMALE	MALE	FEMALE	MALE	FEMALE	MALE	FEMALE
1	TOILET SUIT COMPRISING OF ONE WC AND ONE WASH BASIN AND SHOWER STALL	For up to 4 patients		For individual Doctor's/Officer's rooms		1		-		1		1	
FOR GENERAL WARDS, HOSPITAL STAFFS AND VISITORS													
2	WC	1 per 8 beds or part thereof	1 per 8 beds or part thereof	1 for upto 15 2 for 16-35	1 for upto 12 2 for 13-25	2	3	2	1	3	4	2	3
		One in each Water-Closet				2	3	2	1	3	4	2	3
3	ABLUTION TAP	1 water tap with draining arrangement shall be provided for every 50 persons or part thereof in the vicinity of water-closets and urinals				2	3	2	1	3	4	2	3
4	URINALS	1 per 30 beds	-	Nil upto 6 1 per 7 to 20 2 per 21-45	-	1	-	2	-	1	-	2	-
5	WASHBASINS	2 for every 30 beds or part thereof.Add 1 per additional 30 beds or part therof		1 for upto 15 2 for 16-35	1 for upto 12 2 for 13-25	3		2	1	7		2	3
6	DRINKING WATER FOUNTAIN	1 per ward		1 per 100 persons or part thereof		3		1		3		1	
7	Cleaner's sink	1 per ward		-		2		-		2		-	
8	Bed pan sink	1 per ward		-		1		-		1		-	
9	kitchen sink	1 per ward		-		2		-		2		-	

BUILT UP AREA CALCULATION SECOND FLOOR										
ADDITION (X)										
A	111.890	X	43.530	X	1	X	1	=	4870.572	SQ.MT.
TOTAL									4870.572	SQ.MT.
DEDUCTION (Y)										
1	10.860	X	22.855	X	1	X	1	=	248.205	SQ.MT.
2	3.660	X	17.220	X	1	X	1	=	63.025	SQ.MT.
3	6.500	X	15.420	X	1	X	1	=	100.230	SQ.MT.
4	8.130	X	17.220	X	1	X	1	=	139.999	SQ.MT.
5	7.080	X	21.055	X	1	X	1	=	149.069	SQ.MT.
6	10.571	X	22.855	X	1	X	1	=	241.600	SQ.MT.
7	14.749	X	15.530	X	1	X	1	=	229.052	SQ.MT.
8	6.910	X	22.855	X	1	X	1	=	157.928	SQ.MT.
9	14.630	X	21.014	X	1	X	1	=	307.435	SQ.MT.
10	2.217	X	22.855	X	1	X	1	=	50.670	SQ.MT.
11	9.175	X	2.718	X	0.5	X	1	=	12.469	SQ.MT.
12	9.175	X	4.668	X	0.5	X	1	=	21.414	SQ.MT.
13	18.432	X	4.112	X	0.5	X	1	=	37.896	SQ.MT.
14	23.787	X	7.632	X	0.5	X	1	=	90.771	SQ.MT.
15	2.453	X	8.630	X	1	X	1	=	21.169	SQ.MT.
16	7.430	X	6.830	X	1	X	1	=	50.747	SQ.MT.
17	4.443	X	8.631	X	1	X	1	=	38.348	SQ.MT.
18	3.370	X	4.070	X	1	X	1	=	13.716	SQ.MT.
19	7.430	X	2.270	X	1	X	1	=	16.866	SQ.MT.
20	3.600	X	4.070	X	1	X	1	=	14.652	SQ.MT.
21	3.540	X	14.275	X	1	X	1	=	50.534	SQ.MT.
22	6.970	X	1.800	X	1	X	1	=	12.546	SQ.MT.
23	6.850	X	10.415	X	1	X	2	=	142.686	SQ.MT.
24	7.550	X	8.015	X	1	X	1	=	60.513	SQ.MT.
TOTAL								=	2271.540	SQ.MT.
DUCT DEDUCTION (Y1)										
D1	1.290	X	0.600	X	1	X	1	=	0.774	SQ.MT.
D2	1.290	X	1.945	X	1	X	1	=	2.509	SQ.MT.
D3	0.580	X	1.095	X	1	X	1	=	0.635	SQ.MT.
D4	6.850	X	0.575	X	1	X	1	=	3.939	SQ.MT.
D5	0.600	X	0.980	X	1	X	1	=	0.588	SQ.MT.
D6	0.600	X	0.575	X	1	X	1	=	0.345	SQ.MT.
D7	1.000	X	0.575	X	1	X	1	=	0.575	SQ.MT.
D8	1.050	X	0.575	X	1	X	1	=	0.604	SQ.MT.
D9	0.690	X	0.670	X	1	X	1	=	0.462	SQ.MT.
D10	2.035	X	0.880	X	1	X	1	=	1.791	SQ.MT.
D11	0.980	X	2.100	X	1	X	1	=	2.058	SQ.MT.
TOTAL								=	14.280	SQ.MT.
NET BUILTUP AREA = (X-Y-Y1)								=	2584.752	SQ.MT.

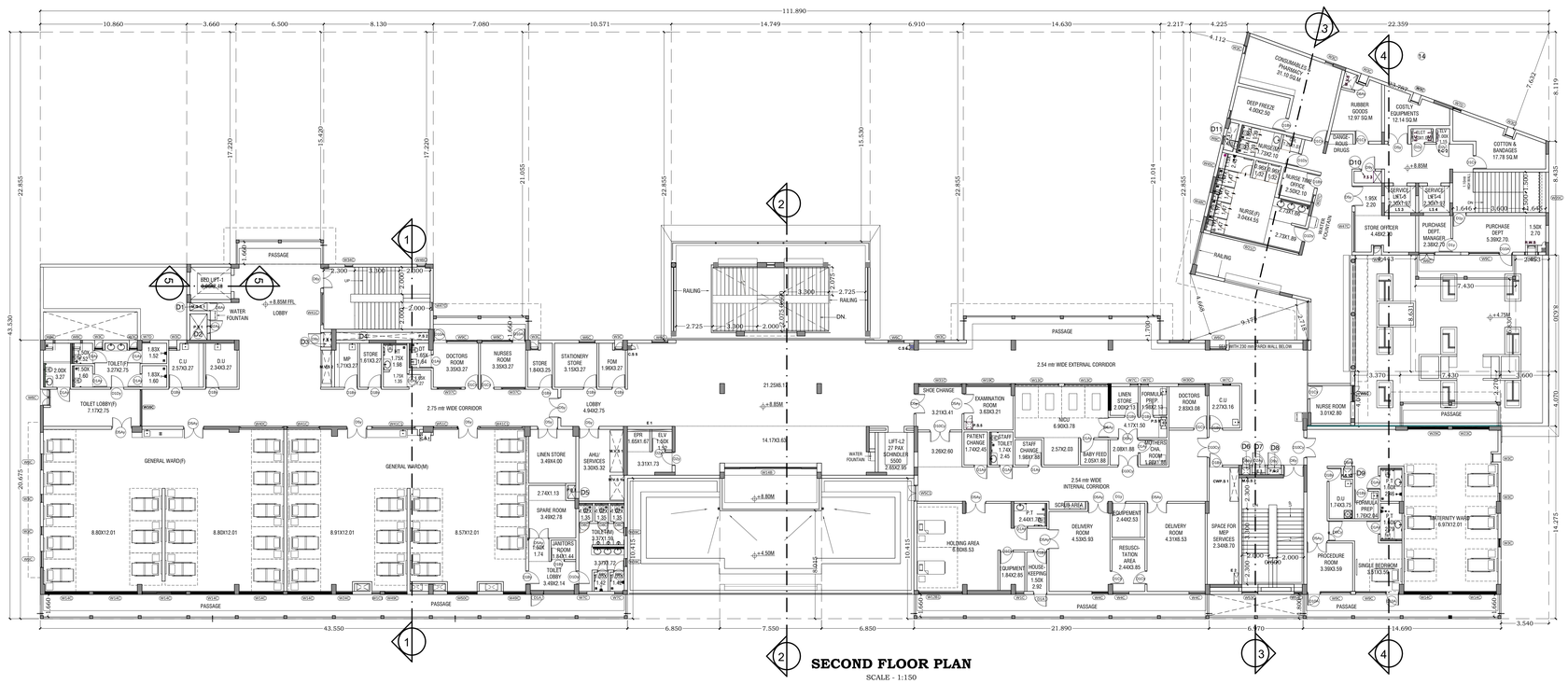

SECOND FLOOR PLAN

SCALE - 1:150

STAMP OF APPROVAL

5/9

SHUBHANGI BHISHNURKAR

Digitally signed by SHUBHANGI BHISHNURKAR
Date: 2021.04.29 19:27:11 +05'30'

Occupancy Certificate granted subject to the conditions mentioned in this office Letter/ Certificate No.CIDCO /NAINA/ Pen / Wave / BP-00281 / OC / Full / 2021/0084 Dated 29/ April/2021.

MECHANICAL VENTILATION EXTENT (SECOND FLOOR PLAN)

FORM OF CERTIFICATE:-

I, AR.VARUN MHATRE HAVE BEEN EMPLOYED BY THE APPLICANT AS HIS ARCHITECT. I HAVE EXAMINED THE BOUNDARIES AND THE AREA OF THE PLOT AND I DO HEREBY CERTIFY THAT I HAVE PERSONALLY VERIFIED AND CHECKED ALL THE STATEMENTS MADE BY THE APPLICANT WHO IS THE OWNER IN POSSESSION OF THE PLOT AS IN THE ABOVE FORM AND FOUND THEM TO BE CORRECT.

Ar.VARUN MHATRE.
(SIGNATURE OF ARCHITECT)

PROFORMA 'B'

CONTENTS OF SHEET

SECOND FLOOR PLAN,AREA DIAGRAM,BUILT UP AREA CALCULATION,DOORS & WINDOWS SHEDULE,LIGHT & VENTILATION STATEMENT AND SANITATION STATEMENT.

DESCRIPTION OF PROPOSAL & PROPERTY

DEVELOPMENT PERMISSION FOR PROPOSED HOSPITAL ON LAND BEARING SURVEY NO. 66/3,68/2,68/3,70/4A,70/5A,70/5B OF VILLAGE -WAVE, TALUKA- PEN, DIST- RAIGAD.

NOTE:-

- ALL DIMENSIONS ARE IN METER.
- INTERNAL WALL THICKNESS 0.150 M.
- EXTERNAL WALL THICKNESS 0.230 M.

NORTH	JOB. NO.	DRG. NO.	DRAWN BY
	143	5/9	MAHESH
	SCALE	DATE	CHECKED BY
	1: 150	27-04-2021	VM
REVISIONS	DESCRIPTION :		
R-0			

NAME OF THE OWNER	SIGNATURE
JSW Foundation GEETAPURAM, DOLVI, TAL. PEN, DIST. RAIGAD, MAHARASHTRA.	
NAME AND ADDRESS OF ARCHITECT	SIGNATURE
ved-vastu architects & planners H.Off.- Unit No.2,Build.No.B-3/19, Plot No.8, Sector-3, Vashi, Navi Mumbai- 400 703. Mobile : 9004344242 email:vedvastu.arch@gmail.com	

DOOR AND WINDOWS SCHEDULE OF ATTIC FLOOR				
TYPE	SIZE IN MM		AREA IN SQ.MTR.	DESCRIPTION
D6V	1500	X	2260	3.39
D6X	1500	X	2400	3.60
LD	1500	X	1600	2.40
D8AZ	600	X	1700	1.02
D9V	575	X	2090	1.20
LD1	2375	X	1615	3.84
LD2	2375	X	1845	4.38
D2AZ	1000	X	1700	1.70
D9Z	575	X	1700	0.98
W46D	600	X	600	0.36
W47D	600	X	600	0.36

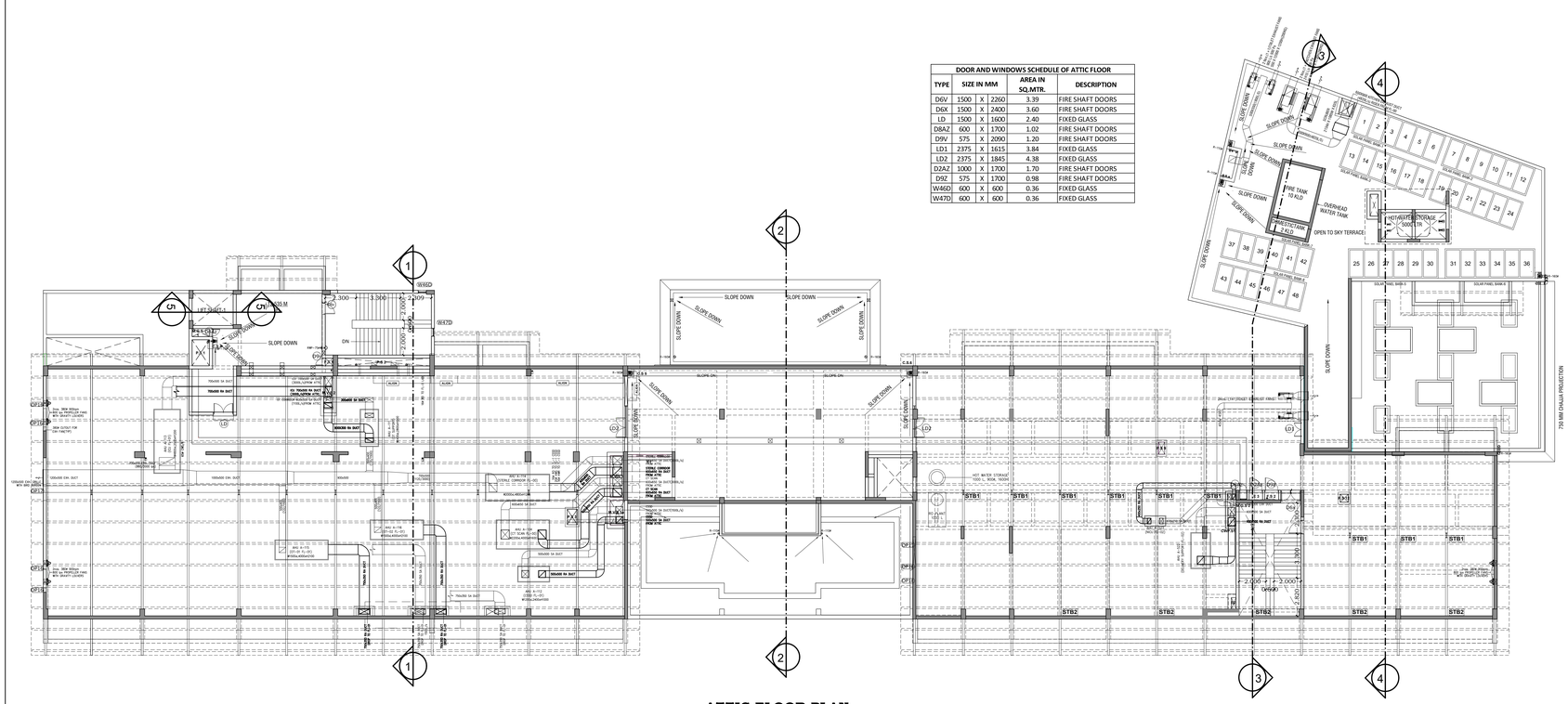

ATTIC FLOOR PLAN

SCALE - 1:150

STAMP OF APPROVAL

6/9

SHUBHANGI BHISHNURKAR

Digitally signed by SHUBHANGI BHISHNURKAR
Date: 2021.04.29 19:27:36 +05'30'

Occupancy Certificate granted subject to the conditions mentioned in this office Letter/ Certificate No.CIDCO /NAINA/ Pen / Wave / BP-00281 / OC / Full / 2021/0084 Dated 29/ April/2021.

FORM OF CERTIFICATE:-

I, AR.VARUN MHATRE HAVE BEEN EMPLOYED BY THE APPLICANT AS HIS ARCHITECT. I HAVE EXAMINED THE BOUNDARIES AND THE AREA OF THE PLOT AND I DO HEREBY CERTIFY THAT I HAVE PERSONALLY VERIFIED AND CHECKED ALL THE STATEMENTS MADE BY THE APPLICANT WHO IS THE OWNER IN POSSESSION OF THE PLOT AS IN THE ABOVE FORM AND FOUND THEM TO BE CORRECT.

Ar.VARUN MHATRE.
(SIGNATURE OF ARCHITECT)

PROFORMA 'B'

CONTENTS OF SHEET

ATTIC FLOOR PLAN

DESCRIPTION OF PROPOSAL & PROPERTY

DEVELOPMENT PERMISSION FOR PROPOSED HOSPITAL ON LAND BEARING SURVEY NO. 66/3,68/2,68/3,70/4A,70/5A,70/5B OF VILLAGE -WAVE, TALUKA- PEN, DIST- RAIGAD.

NOTE:-

- ALL DIMENSIONS ARE IN METER.
- INTERNAL WALL THICKNESS 0.150 M.
- EXTERNAL WALL THICKNESS 0.230 M.

NORTH	JOB. NO.	DRG. NO.	DRAWN BY
	143	6/9	MAHESH
	SCALE	DATE	CHECKED BY
	1: 150	27-04-2021	VM

REVISIONS	DESCRIPTION :
R-0	

NAME OF THE OWNER	SIGNATURE
JSW Foundation GEETAPURAM, DOLVI, TAL. PEN, DIST. RAIGAD, MAHARASHTRA.	

NAME AND ADDRESS OF ARCHITECT	SIGNATURE
वेदवास्तु ved-vastu architects & planners H.Off.- Unit No.2,Build.No.B-3/19, Plot No.8, Sector-3, Vashi, Navi Mumbai- 400 703. Mobile : 9004344242 email:vedvastu.arch@gmail.com	

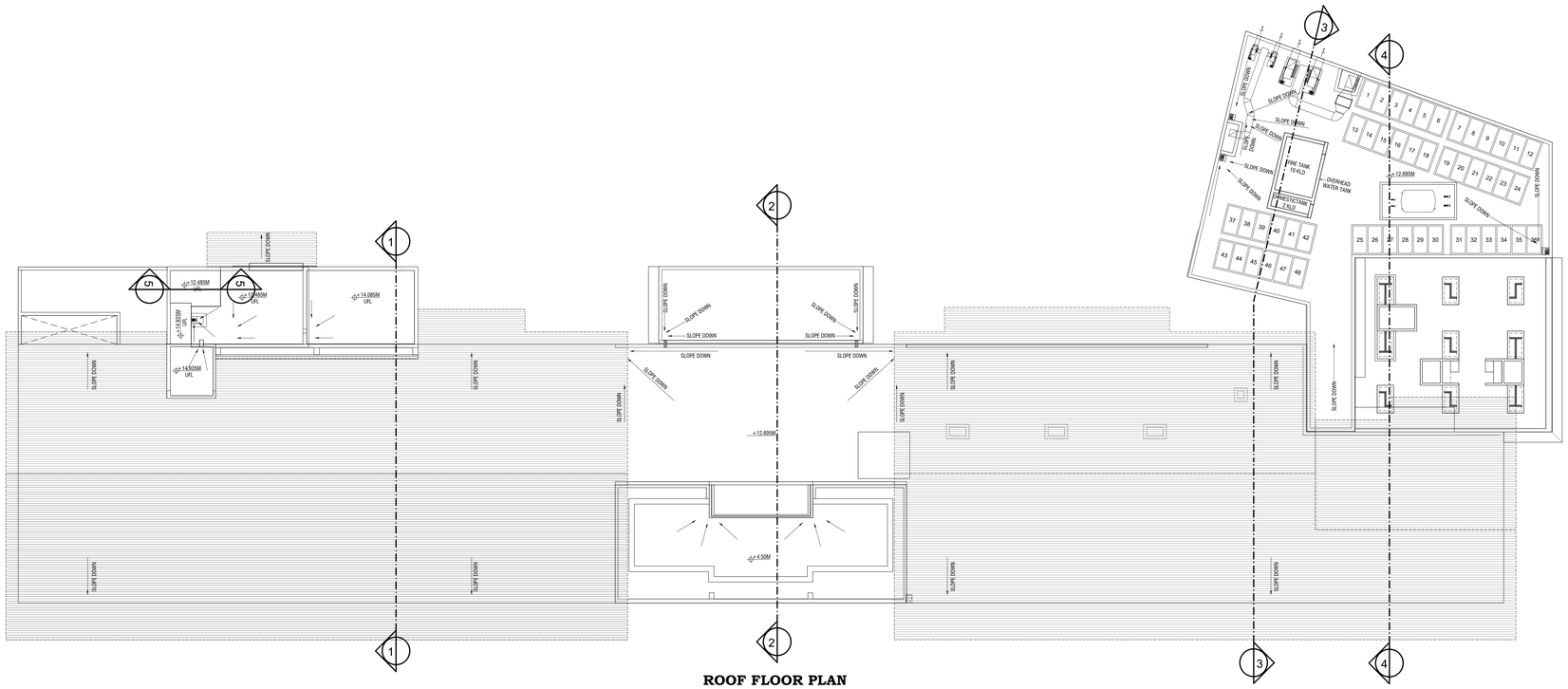

ROOF FLOOR PLAN

SCALE - 1:150

STAMP OF APPROVAL

7/9

SHUBHANGI BHISHNURKAR

Digitally signed by SHUBHANGI BHISHNURKAR
Date: 2021.04.29 19:27:56 +05'30'

Occupancy Certificate granted subject to the conditions mentioned in this office Letter/ Certificate No.CIDCO /NAINA/ Pen / Wave / BP-00281 / OC / Full / 2021/0084 Dated 29/ April/2021.

FORM OF CERTIFICATE:-

I, AR.VARUN MHATRE HAVE BEEN EMPLOYED BY THE APPLICANT AS HIS ARCHITECT. I HAVE EXAMINED THE BOUNDARIES AND THE AREA OF THE PILOT AND I DO HEREBY CERTIFY THAT I HAVE PERSONALLY VERIFIED AND CHECKED ALL THE STATEMENTS MADE BY THE APPLICANT WHO IS THE OWNER IN POSSESSION OF THE PLOT AS IN THE ABOVE FORM AND FOUND THEM TO BE CORRECT.

Ar.VARUN MHATRE.
(SIGNATURE OF ARCHITECT)

PROFORMA 'B'

CONTENTS OF SHEET

ROOF PLAN

DESCRIPTION OF PROPOSAL & PROPERTY

DEVELOPMENT PERMISSION FOR PROPOSED HOSPITAL ON LAND BEARING SURVEY NO.- 66/3,68/2,68/3,70/4A,70/5A,70/5B OF VILLAGE -WAVE, TALUKA- PEN, DIST- RAIGAD.

NOTE:-

- ALL DIMENSIONS ARE IN METER.
- INTERNAL WALL THICKNESS 0.150 M.
- EXTERNAL WALL THICKNESS 0.230 M.

NORTH	JOB. NO.	DRG. NO.	DRAWN BY
	143	7/9	MAHESH
	SCALE	DATE	CHECKED BY
	1: 150	27-04-2021	VM
REVISIONS	DESCRIPTION :		
R-0			

NAME OF THE OWNER	SIGNATURE
JSW Foundation GEETAPURAM, DOLVI, TAL. PEN, DIST. RAIGAD, MAHARASHTRA.	
NAME AND ADDRESS OF ARCHITECT	**SIGNATURE**
ved-vastu architects & planners H.O.F. - Unit No.2,Bunit.No B-3178, Plot No.B, Sector-3, Vashi, Navi Mumbai- 400 703. Mobile : 9004344242 email:vedvastu.archi@gmail.com	

DOOR AND WINDOWS SCHEDULE OF TAIL END SERVICES					
TYPE	SIZE IN MM			AREA IN SQ.MTR.	DESCRIPTION
D1DX	1000	X	2400	2.40	SINGLE LEAVED DOOR
D5B	1500	X	2400	3.60	DOUBLE LEAVED DOOR
D3B	900	X	2000	1.80	SINGLE LEAVED DOOR
D1AX	1000	X	2400	2.40	SINGLE SHUTTER FLUSH DOOR
D5AY	1500	X	2400	3.60	DOUBLE LEAVED DOOR
D1BX	1000	X	2400	2.40	SINGLE LEAVED DOOR
W3D	600	X	2300	1.38	OPENABLE SHUTTER & FIXED GLASS WINDOW
W9D	600	X	1900	1.14	OPENABLE GLASS DOOR
W9D1	750	X	1900	1.43	OPENABLE GLASS DOOR
W6D	1200	X	2300	2.76	OPENABLE SHUTTER & FIXED GLASS WINDOW
W7D	600	X	600	0.36	OPENABLE TOP HUNG WINDOW
W7D1	2550	X	600	1.53	OPENABLE TOP HUNG WINDOW
W39C	600	X	2100	1.26	MESH SHUTTER WITH EXHAUST & FIXED GLASS
W11D	1700	X	2400	4.08	SLIDING DOOR WITH GLAZED SHUTTER
W59A	5200	X	300	1.56	MESH SHUTTER
W60A	1770	X	600	1.06	MESH SHUTTER
W61A	1500	X	600	0.90	MESH SHUTTER
D10D	1000	X	2400	2.40	OPENABLE GLASS DOOR
D1A	1000	X	2400	2.40	SINGLE LEAVED DOOR
D1B	1000	X	2400	2.40	SINGLE LEAVED DOOR
D1	1000	X	2400	2.40	SINGLE LEAVED DOOR

LIGHT AND VENTILATION STATEMENT OF TAIL END SERVICES GROUND FLOOR				
ROOM NAME	CARPET AREA (in sq.mtr.)	1/6th AREA REQUIRED	WINDOW PROVIDED	PROVIDED AREA
HANDICAP TOIL	4.500	0.750	W61A	0.900
DIRTY LINEN STORE	9.391	1.565	2(W9D)	2.280
DETERGENT AND MAINT.	7.456	1.243	W9D1	1.430
SPARE ROOM	7.740	1.290	W3D	1.380
LAUNDRY MANAGER	9.185	1.531	W7D1	1.530

BUILT UP AREA CALCULATION-1										
ADDITION (X)										
A	10.670	X	34.980	X	1	X	1	=	373.237	SQ.MT.
B	5.730	X	3.460	X	1	X	1	=	19.826	SQ.MT.
TOTAL									393.062	SQ.MT.
DEDUCTION (Y)										
1	4.000	X	2.500	X	1	X	1	=	10.000	SQ.MT.
2	4.000	X	1.500	X	1	X	1	=	6.000	SQ.MT.
3	1.500	X	4.730	X	1	X	1	=	7.095	SQ.MT.
4	2.180	X	3.500	X	1	X	1	=	7.630	SQ.MT.
TOTAL								=	30.73	SQ.MT.
NET BUILTUP AREA = (X-Y)								=	362.337	SQ.MT.

BUILT UP AREA CALCULATION-2										
ADDITION (X)										
A	6.690	X	7.675	X	1	X	1	=	51.346	SQ.MT.
TOTAL									51.346	SQ.MT.
DEDUCTION (Y)										
1	1.800	X	4.115	X	1	X	1	=	7.407	SQ.MT.
TOTAL								=	7.41	SQ.MT.
NET BUILTUP AREA = (X-Y)								=	43.939	SQ.MT.

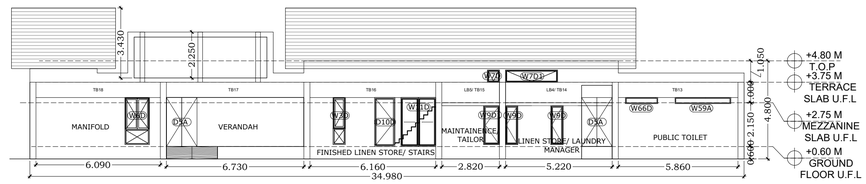

ELEVATION-2
SCALE - 1:150

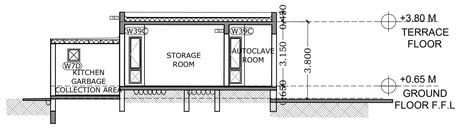

SECTION-8
SCALE - 1:150

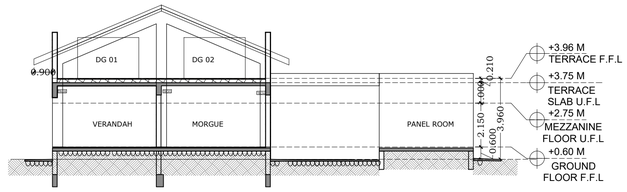

SECTION-9
SCALE - 1:150

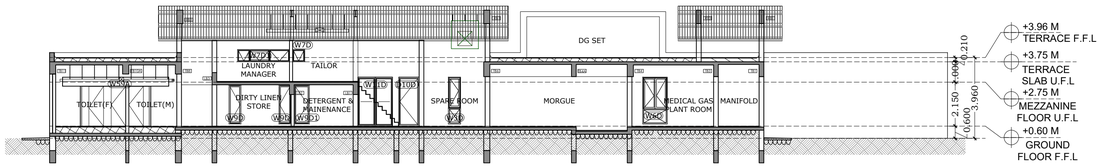

SECTION-7
SCALE - 1:150

TAIL END SERVICE GROUND FLOOR PLAN
SCALE - 1:150

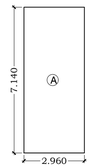

BUILT UP AREA MEZZANINE FLOOR										
ADDITION (X)										
A	2.960	X	7.140	X	1	X	1	=	21.134	SQ.MT.
TOTAL									21.134	SQ.MT.

AREA DIAGRAM MEZZANINE FLOOR PLAN
SCALE - 1:150

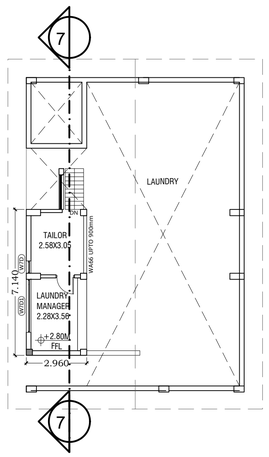

TAIL END SERVICE MEZZANINE FLOOR PLAN
SCALE - 1:150

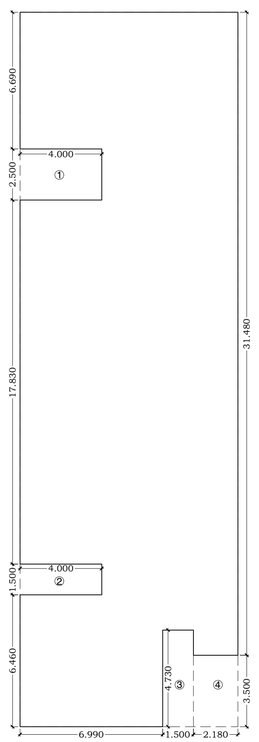

AREA DIAGRAM(TAIL END SERVICE GROUND FLOOR PLAN
SCALE - 1:150

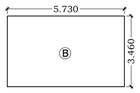

CONTROL ROOM AREA DIAGRAM
SCALE - 1:150

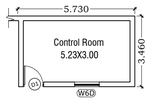

PLAN OF CONTROL ROOM
SCALE - 1:150

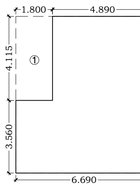

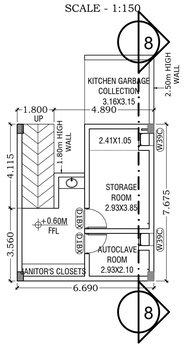

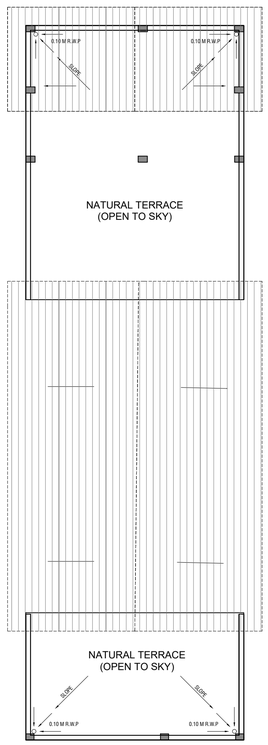

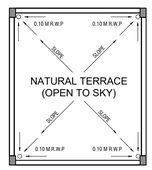

TAIL END SERVICE ROOF PLAN
SCALE - 1:150

SHUBHANGI BHISHNURKAR

Digitally signed by SHUBHANGI BHISHNURKAR
Date: 2021.04.29 19:28:17 +05'30'

Occupancy Certificate granted subject to the conditions mentioned in this office Letter/ Certificate No.CIDCO /NAINA/ Pen / Wave / BP-00281 / OC / Full / 2021/0084 Dated 29/ April/2021.

FORM OF CERTIFICATE:-

I, AR.VARUN MHATRE HAVE BEEN EMPLOYED BY THE APPLICANT AS HIS ARCHITECT. I HAVE EXAMINED THE BOUNDARIES AND THE AREA OF THE PLOT AND I DO HEREBY CERTIFY THAT I HAVE PERSONALLY VERIFIED AND CHECKED ALL THE STATEMENTS MADE BY THE APPLICANT WHO IS THE OWNER IN POSSESSION OF THE PLOT AS IN THE ABOVE FORM AND FOUND THEM TO BE CORRECT.

Ar.VARUN MHATRE.
(SIGNATURE OF ARCHITECT)

PROFORMA 'B'

CONTENTS OF SHEET

TAIL END SERVICES FLOOR PLAN,SECTION AND ELEVATIONS,AREA DIAGRAMS,BUILT UP AREA STATEMENT,DOOR WINDOW SCHEDULE & LIGHT AND VENTILATION STATEMENT

DESCRIPTION OF PROPOSAL & PROPERTY

DEVELOPMENT PERMISSION FOR PROPOSED HOSPITAL ON LAND BEARING SURVEY NO. 66/3,68/2,68/3,70/4A,70/5A,70/5B OF VILLAGE -WAVE, TALUKA- PEN, DIST- RAIGAD.

NOTE:-

- ALL DIMENSIONS ARE IN METER.
- INTERNAL WALL THICKNESS 0.150 M.
- EXTERNAL WALL THICKNESS 0.230 M.

NORTH	JOB. NO.	DRG. NO.	DRAWN BY
	143	8/9	MAHESH
	SCALE	DATE	CHECKED BY
	1: 150	27-04-2021	VM
REVISIONS	DESCRIPTION :		
R-0			

NAME OF THE OWNER	SIGNATURE
JSW Foundation GEETAPURAM, DOLVI, TAL. PEN, DIST. RAIGAD, MAHARASHTRA.	
NAME AND ADDRESS OF ARCHITECT	**SIGNATURE**
ved-vastu architects & planners H.Off.- Unit No.2,Build.No.B-3/19, Plot No.8, Sector-3, Vashi, Navi Mumbai- 400 703. Mobile : 9004344242 email:vedvastu.arch@gmail.com	

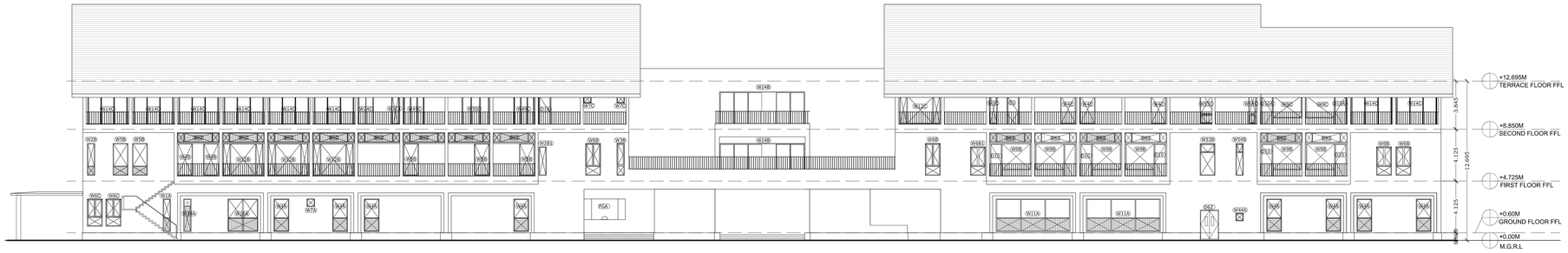

NORTH ELEVATION
SCALE - 1:150

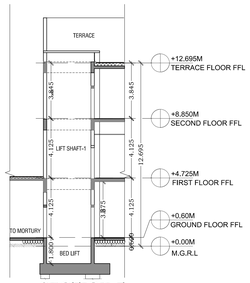

SECTION-5
SCALE - 1:150

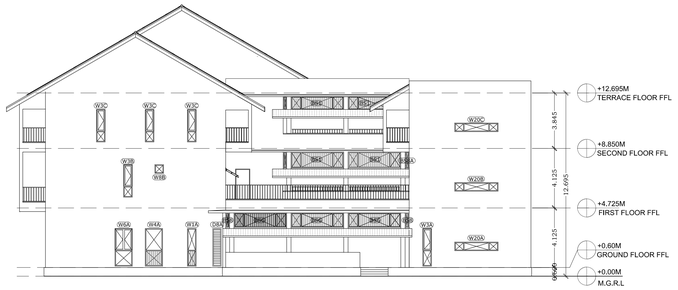

WEST ELEVATION
SCALE - 1:150

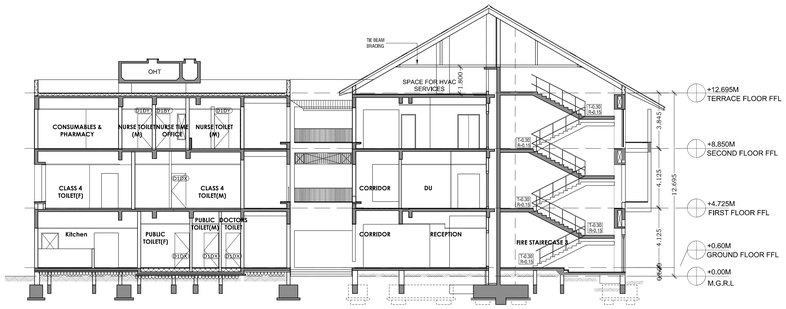

SECTION-3
SCALE - 1:150

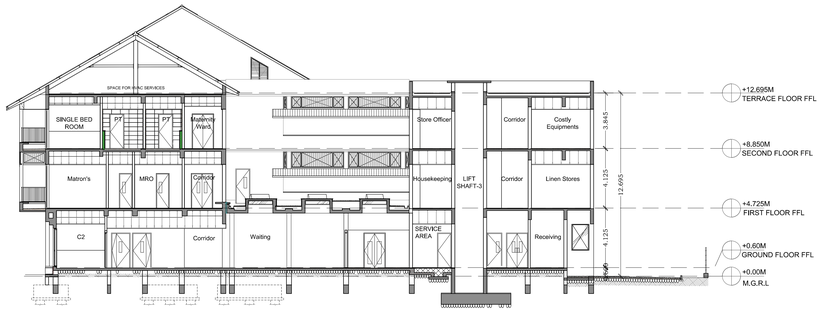

SECTION-4
SCALE - 1:150

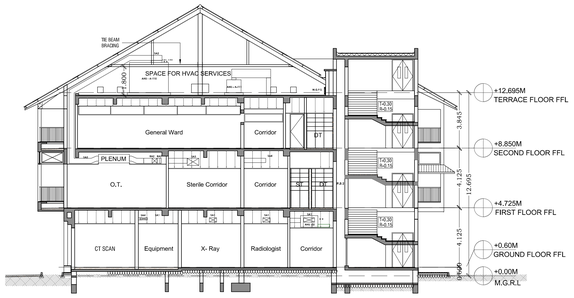

SECTION-1
SCALE - 1:150

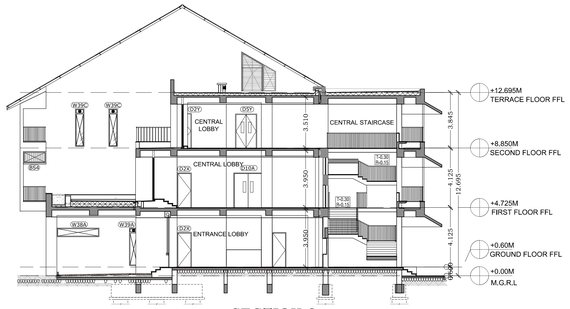

SECTION-2
SCALE - 1:150

STAMP OF APPROVAL | 9/9

SHUBHANGI BHISHNURKAR
Digitally signed by SHUBHANGI BHISHNURKAR
Date: 2021.04.29 19:28:46 +05'30'

Occupancy Certificate granted subject to the conditions mentioned in this office Letter/ Certificate No.CIDCO /NAINA/ Pen / Wave / BP-00281 / OC / Full / 2021/0084 Dated 29/ April/2021.

FORM OF CERTIFICATE:-

I, AR.VARUN MHATRE HAVE BEEN EMPLOYED BY THE APPLICANT AS HIS ARCHITECT. I HAVE EXAMINED THE BOUNDARIES AND THE AREA OF THE PLOT AND I DO HEREBY CERTIFY THAT I HAVE PERSONALLY VERIFIED AND CHECKED ALL THE STATEMENTS MADE BY THE APPLICANT WHO IS THE OWNER IN POSSESSION OF THE PLOT AS IN THE ABOVE FORM AND FOUND THEM TO BE CORRECT.

Ar.VARUN MHATRE.
(SIGNATURE OF ARCHITECT)

PROFORMA 'B'

CONTENTS OF SHEET

SECTIONS1,2,3,4 & 5.EAST ELEVATION & NORTH ELEVATION.

DESCRIPTION OF PROPOSAL & PROPERTY

DEVELOPMENT PERMISSION FOR PROPOSED HOSPITAL ON LAND BEARING SURVEY NO. 66/3,68/2,68/3,70/4A,70/5A,70/5B OF VILLAGE -WAVE, TALUKA- PEN, DIST- RAIGAD.

NOTE:-

- ALL DIMENSIONS ARE IN METER.
- INTERNAL WALL THICKNESS 0.150 M.
- EXTERNAL WALL THICKNESS 0.230 M.

NORTH	JOB. NO.	DRG. NO.	DRAWN BY
	143	9/9	MAHESH
	SCALE	DATE	CHECKED BY
	1: 150	27-04-2021	VM
REVISIONS	DESCRIPTION :		
R-0			

NAME OF THE OWNER | SIGNATURE

JSW Foundation
GEETAPURAM, DOLVI, TAL- PEN, DIST. RAIGAD, MAHARASHTRA.

NAME AND ADDRESS OF ARCHITECT | SIGNATURE

ved-vastu
architects & planners
H.Off.- Unit No.2,Build.No.B-3/19, Plot No.8.
Sector-3, Vashi, Navi Mumbai- 400 703.
Mobile : 9004344242
email:ved-vastu.arch@gmail.com