STAMP OF APPROVAL 1/3

AS BUILT DRAWING APPROVED
Subject to the conditions mentioned in this office Letter No.CIDCO/NAINA/Panvel/Vakadi/BP-00296/OC/Full/2021 /0097 Dated- 04/August /2021.

SHUBHANGI BHISHNURKAR
Digitally signed by SHUBHANGI BHISHNURKAR
Date: 2021.08.04 17:21:49 +05'30'

10% OPEN SPACE AREA

SR.NO.	TRIANGLE NUMBER	NUMBER OF TRIANGLE	1/2	BASE (M)	HEIGHT (M.)	AREA (SQM.)
1	1	1	1/2	11.230	1.024	5.750
2	2	1	1/2	30.019	4.477	67.198
3	2	1	1/2	30.019	2.597	38.980
4	2	1	1/2	28.630	9.809	140.416
5	2	1	1/2	10.685	0.421	2.249
TOTAL AREA						254.58

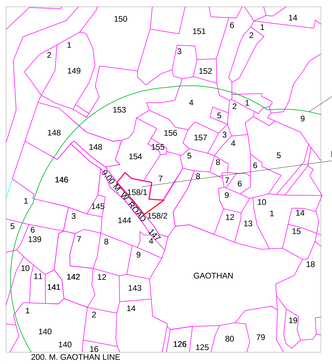

LOCATION PLAN
(SCALE-N.T.S)

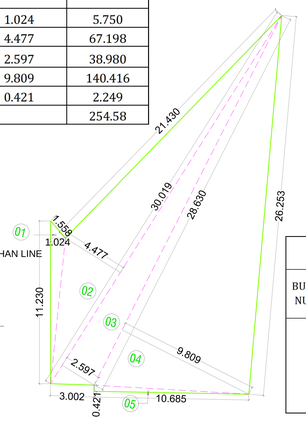

OPEN SPACE AREA DIAGRAM
SCALE = 1:200

BUILDING	BUILDING-1
FLOOR	IN SQM.
GROUND	189.609
1ST FLOOR	312.151
2ND FLOOR	312.151
3RD FLOOR	312.151
4TH FLOOR	312.151
TOTAL	1438.213
NUMBER OF BUILDING	1
TOTAL BUILT UP	**1438.213**

TERRACE AREA STATEMENT

BUILDING NUMBER	FLOOR	BUILT UP AREA	PERMISSIBLE TERRACE AREA	PROPOSED TERRACE AREA
1	GROUND FLOOR	189.609	0	0
	1ST FLOOR	312.151	62.430	47.587
	2ND FLOOR	312.151	62.430	14.585
	3RD FLOOR	312.151	62.430	47.587
	4TH FLOOR	312.151	62.430	14.585
	TOTAL	**1438.213**	**249.721**	**124.344**

BALCONY AREA STATEMENT *

BUILDING NUMBER	FLOOR	BUILT UP AREA	PERMISSIBLE BALCONY AREA	PROPOSED BALCONY AREA			
				TOTAL	ENCLOSED	OPEN	EXCESS
1	GROUND FLOOR	189.609	28.441	0	0	0	0
	1ST FLOOR	312.151	46.823	20.225	0	20.225	0
	2ND FLOOR	312.151	46.823	20.225	0	20.225	0
	3RD FLOOR	312.151	46.823	20.225	0	20.225	0
	4TH FLOOR	312.151	46.823	20.225	0	20.225	0
	TOTAL	**1438.213**	**215.416**	**80.900**	**0**	**80.900**	0

TENEMENT AREA STATEMENT

BUILDING NUMBER	WING NUMBER	FLAT NUMBER	UNITS	Carpet Area IN SQM.	BALCONY AREA (SQM.)			TERRACE AREA (SQM.)	CUPBOARD AREA (SQM.)	BUILT - UP AREA (SQM.)
					ENCLOSED	PARTLY ENCLOSSED BALCONY	PROJECTED			
1	A & B	SHOP-1	1	8.13	0.00	0.00	0.00	0.00	0.00	9.27
		SHOP-2	1	7.15	0.00	0.00	0.00	0.00	0.00	7.99
		SHOP-3	1	8.78	0.00	0.00	0.00	0.00	0.00	9.95
		SHOP-4	1	9.59	0.00	0.00	0.00	0.00	0.00	10.82
		SHOP-5	1	7.81	0.00	0.00	0.00	0.00	0.00	8.70
		SHOP-6	1	9.59	0.00	0.00	0.00	0.00	0.00	10.55
		SHOP-7	1	7.81	0.00	0.00	0.00	0.00	0.00	8.70
		SHOP-8	1	7.81	0.00	0.00	0.00	0.00	0.00	8.70
		SHOP-9	1	9.59	0.00	0.00	0.00	0.00	0.00	10.82
		SHOP-10	1	9.59	0.00	0.00	0.00	0.00	0.00	10.82
		SHOP-11	1	7.81	0.00	0.00	0.00	0.00	0.00	8.70
		SHOP-12	1	7.81	0.00	0.00	0.00	0.00	0.00	8.70
		SHOP-13	1	9.59	0.00	0.00	0.00	0.00	0.00	10.82
TOTAL			13	111.03	0.00	0.00	0.00	0.00	0.00	124.51

	AREA STATEMENT		Area in Sq.M.
1	AREA OF PLOT		
	a) Area of Plot as per 7/12 extract		1600.00
	b) Area of Plot as per TILR MAP(As per trangulation of TILR at true scale)		1668.209
	c) Area of plot as per PHYSICAL SURVEY		1708.326
	d) Area of plot, considered {least of (a) , (b) & (c) above }		1600.000
2	DEDUCTION FOR		
	A.	Deduction for deviation in NA TILR Map	47.8
	B.	Deduction for proposed road widening	91.24
	C.	Any reservation	NA
		Total (A+B+C)	139.04
3	Gross area of the Plot (1-2)		1460.960
4	LAYOUT SPACES		
	(4A) Amenity space Required, if Any		NA
	(4B) Amenity space Provided, if Any		NA
	(4C) Recreational open space required , if Any		250.00
	(4D) Recreational open space Provided , if Any		254.58
5	Net area of plot (100 %) { 3- (4B) }		1460.960
	(5A) Area of plot Within Gaothan Expantion		1460.960
	(5B) Area of plot outside Gaothan Expantion = { (5)- (5A)}		NIL
6	Area Statement For plot Within Gaothan Expantion		1460.960
7	NET PLOT AREA { (5A)}		1460.960
8	Permissible FSI		1.00
9	Maximum Permissible Built up Area = { (5A) X (8D) }		1460.960
10	Existing built up area		0.000
11	Proposed Built Up Area		1438.213
12	Excess Balcony Area taken in FSI { As per (19C) below }		0.00
13	Total built up area { (10)+(11)+ (12) }		1438.213
14	FSI Consumed { (13) ÷ (5A) }		0.984
15	Balance Built Up Area { (9) - (13) }		22.747
16	FSI Balanced { (8)-(14) }		0.016
17	Number of units		53
	(17A) Residential		40
	(17B) Commercial		13
18	Trees to be planted		
	(18A) Trees to be planted against plot area { (5A) ÷ 100 }		15
	(18B)Trees to be planted against open space {(4D) ÷ 100)x 5 }		13
	(18C) Existing Trees on plot		8
	(18D)Required Number of trees to be planted { (18A) + (18B)-(18C) }		20
	(18D)Number of trees planted		28
19	Balcony area Statement (For Detailes refer Balcony area atatement)		*
20	TDR		N.A
21	Parking statement (For details refer Parking Area statement)		**
22	Loading / Unloading spaces		N.A

LEGEND :-

Sr.No.	Item	Site Plan On White Print	Building Plan On White Print
01.	Plot Line		
02.	Existing Street		
03.	Future Street		
04.	Permissible building line		
05.	Marginal Open Space	NO COLOUR	
6.	Car Parking		
07.	Two Wheeler Parking		
08.	Cycle Parking		
09.	Road widening hatch		

FORM OF CERTIFICATE

I, SWAPNIL KALYANKAR HAVE BEEN EMPLOYED AS HIS ARCHITECT. I HAVE EXAMINED THE BOUNDARIES AND THE AREA OF THE PLOT AND I DO HEREBY CERTIFY THAT I HAVE PERSONALLY VERIFIED AND CHECKED ALL THE STATEMENTS MADE BY THE APPLICANT WHO IS THE OWNER IN POSSESION OF THE PLOT AS IN THE ABOVE FORM AND FOUND THEM TO BE CORRECT.

ADD. : SIDDHANT MARKET,D - WING, 2ND FLOOR,OPP.BJP OFFICE,PANVEL - 410 206.
E-MAIL ID. skaplanners@gmail.com
MOBILE NO. 99875 96001
(Signature of Architect.)
AR. SWAPNIL KALYANKAR
REGD. NO. CA / 2010 / 47491

CONTENT OF THE SHEET

LAYOUT PLAN,SITE PLAN, PLOT AREA DIAGRAM & CALCULATION, OPEN SPACE AREA DIAGRAM & CALCULATION,LOCATION PLAN , PARKING AREA STATEMEN,BALCONY AREA STATEMENT,TERRACE AREA STATEMENT, BUILT UP A REA STATEMENT ,LEGENDS.

CERTIFICATE OF AREA

CERTIFIED THAT I HAVE SURVEYED THE PLOT BEARING G.NO.158 /1 ON VILLAGE -VAKADI , TAL.- PANVEL. DATED 15-08-2017 AND THAT THE DIMENSIONS OF THE SIDES ETC. OF THE PLOT STATED ON THE PLAN ARE AS MEASURED ON SITE AND AREA SO WORKED OUT IS **1708.326 SQ.MT.**

For SHANTI DEVELOPERS
Partner
M/s. SHANTI DEVELOPERS THROUGH
Mr.RAJKUMAR G. PANDEY
NAME & SIGNATURE OF OWNER

(Signature of Architect.)
AR. SWAPNIL KALYANKAR
REGD. NO. CA / 2010 / 47491

DESCRIPTION OF PROPOSAL & PROPERTY

PROPOSED BUILDING PERMISSION ON G.NO.158 /1 ON VILLAGE -VAKADI , TAL.- PANVEL,DISC-RAIGAD

NAME OF THE OWNERS & SIGNATURE

For SHANTI DEVELOPERS
Partner
M/s. SHANTI DEVELOPERS THROUGH
Mr.RAJKUMAR G. PANDEY
NAME & SIGNATURE OF OWNER

DATE	26.04.2021
SCALE	1: 100 ,1:200,1: 500,1: 5000, N.T.S.
DRN BY	KISHOR
CHKD BY	SWAPNIL KALYANKAR

NAME & SIGNATURE OF ARCHITECT

AR. SWAPNIL KALYANKAR
REGD. NO. CA / 2010 / 47491
(Signature of Architect.)

SKA
SWAPNIL KALYANKAR ARCHITECTS
Swapnil Kalyankar | +91 - 99875 96001
OFFICE : A - 101, NEEL EMERALD, OPP.TAHSILDAR OFFICE PANVEL 410206.
EMAIL : skaplanners@gmail.com

LAYOUT PLAN
SCALE 1:200

SITE PLAN
SCALE 1:500

** PARKING STATEMENT - PLEASE REFER D1 OF PROFORMA - I

TENEMENTS SIZE CARPET AREA IN SQM.	NO. OF TENEMENTS	REQUIRED PARKING RATE	REQUIRED NO. OF PARKING SPACES		PROPOSED PARKING SPACES		
			No. of cars	No. of scooter	No. of cars		No. of scooter
			12.5 sqmt.	2.0 sqmt.	12.5 sqmt. 5.0 X 2.5 M	10.35 sqmt. 2.30 X 4.50 M	2.0 sqmt. 1.0 X 2 M
RESIDENTIAL UPTO 35	40	4 tenements having carpet area upto 35 sq.m. each.	10	10 % OF CAR SPACE	05	05	7
RESIDENTIAL 35 TO 45	0	2 tenements having carpet area 35 to 45 sq.m. each.	0				
	40	visitor's parking 10%	10 x10% = 1		01	-	
TOTAL			11	1	06	05	7

TENEMENT AREA STATEMENT

BUILDING NUMBER	WING NUMBER	FLAT NUMBER	UNITS	Carpet Area IN SQM.	BALCONY AREA (SQM.)			TERRACE AREA (SQM.)	CUPBOARD AREA (SQM.)	BUILT - UP AREA (SQM.)
					ENCLOSED	PARTLY ENCLOSSED BALCONY	PROJECTED			
1	A	101,301	2	28.87	0.00	0.00	3.77	5.32	0.00	33.64
		102,302	2	17.64	0.00	0.00	3.15	0.00	0.00	20.75
		103,303	2	17.64	0.00	0.00	0.00	5.13	0.00	20.89
		201,401	2	28.81	0.00	0.00	3.77	4.64	0.00	33.64
		202,402	2	17.64	0.00	0.00	3.15	0.00	0.00	20.75
		203,403	2	17.64	0.00	0.00	0.00	0.00	0.00	20.89
	B	101,301	2	17.65	0.00	0.00	0.00	5.26	0.00	20.75
		102,302	2	17.65	0.00	0.00	0.00	5.13	0.00	20.61
		103,303	2	17.64	0.00	0.00	3.15	5.25	0.00	20.61
		104,304	2	28.88	0.00	0.00	3.25	5.41	0.00	33.17
		105,305,	2	29.86	0.00	0.00	3.25	5.41	0.00	34.23
		106,306	2	17.65	0.00	0.00	3.65	5.42	0.00	20.74
		107,307	2	17.65	0.00	0.00	0.00	5.26	0.00	20.74
		201,401	2	17.65	0.00	0.00	0.00	0.00	0.00	20.75
		202,402	2	17.65	0.00	0.00	0.00	0.00	0.00	20.61
		203,403	2	17.64	0.00	0.00	3.15	0.00	0.00	20.61
		204,404	2	28.81	0.00	0.00	3.25	4.64	0.00	33.17
		205,405,	2	29.79	0.00	0.00	3.25	5.31	0.00	34.23
		206,406	2	17.65	0.00	0.00	3.65	0.00	0.00	20.74
		207,407	2	17.65	0.00	0.00	0.00	0.00	0.00	20.74
TOTAL			40	844.21	0.00	0.00	80.90	124.34	0.00	492.21
										x 2
				1688.424	0	0	161.8	248.6876	0	984.4204

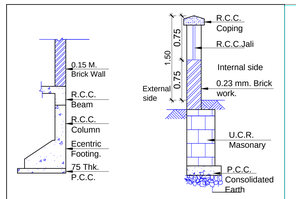

TYP.ECENTRIC FOOTING. SECTION
SCALE : NTS

TYP. CORNER COMPOUND WALL SECTION
SCALE : NTS

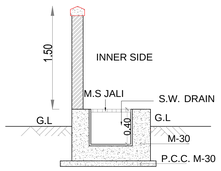

TYPICAL SECTION OF S.W. DRA IN LINE/ COMPOUND WALL
SCALE : NTS

D-VARIABLE

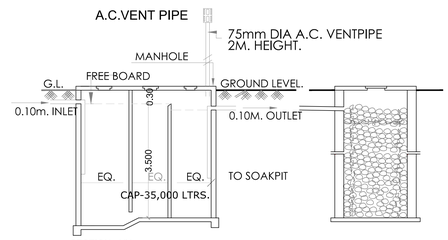

SECTION - XX
SCALE - 1:100

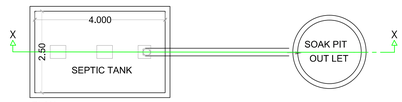

PLAN
TYPICAL SEPTIC TANK & SOAK PIT
SCALE : 1:100

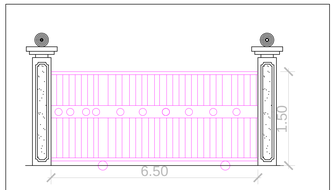

ENTRANCE GATE
SCALE : NTS

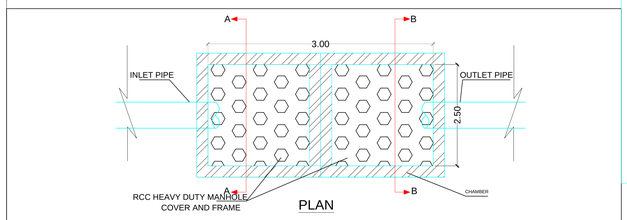

PLAN

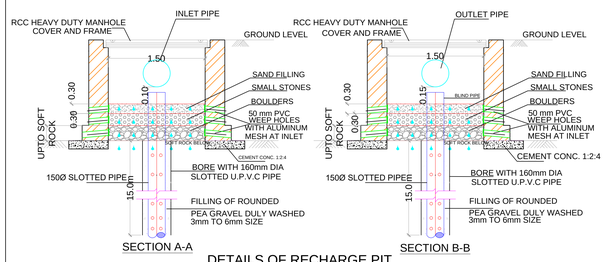

SECTION A-A

SECTION B-B

DETAILS OF RECHARGE PIT

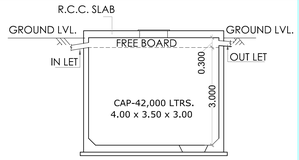

SECTION-AT `AA'
SCALE : 1:100

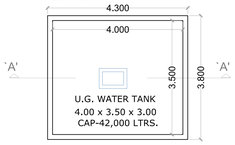

U.G.TANK PLAN
(SCALE : 1:100)

SEPTIC TANK REQUIRMENT

BUILDING NUMBER	NUMBER OF TENEMENT	POPULATION	WATER REQUIREMENT					% FLOW TO SEWER		TOTAL FLOW	TOTAL PROVIDED SEPTIC TANK CAPACITY
			FLUSHING		DOMESTIC		TOTAL	FLUSHING 100%	DOMESTIC 85%		
			LPCD	LPD	LPCD	LPD	LPD	LPD	LPD	LPD	
1	40	200	54	10800	135	27000	37800	10800	22950.00	33750.00	4.00X2.50X3.5
2	ADD. TOILETS	3	54	162	126	378	540	162	321.30	483.30	
TOTAL			–	10962	–	27378	38340	10962	23271.30	34233.30	35000

WATER STORAGE CAPACITY CALCULATION

BUILDING NUMBER	TOTAL NUMBER OF UNITS	ADDITIONAL TOILET	POPULATION	WATER REQUIREMENT (IN LITRE)			UNDER GROUND WATER TANK PROVIDED		
				ADDL. TOILET (180 LITRE)	POPULATION (189 LITRE)	TOTAL	TANK NUMBER	SIZE /DIMENSION	CAPACITY (LITRE)
1	40	3	200	540	37800	38340	1	4.00 X3.50X3.00	42000

OVERHEAD WATER TANK CAPACITY CALCULATION

BUILDING NUMBER	COLD WATER REQUIREMENT		
	TANK SIZE (METRE)	NUMBER OF TANK	CAPACITY (LITRE)
A WING	4.40 X 2.50 X 1.20	1	13200
B WING		1	13200
TOTAL		2	26400

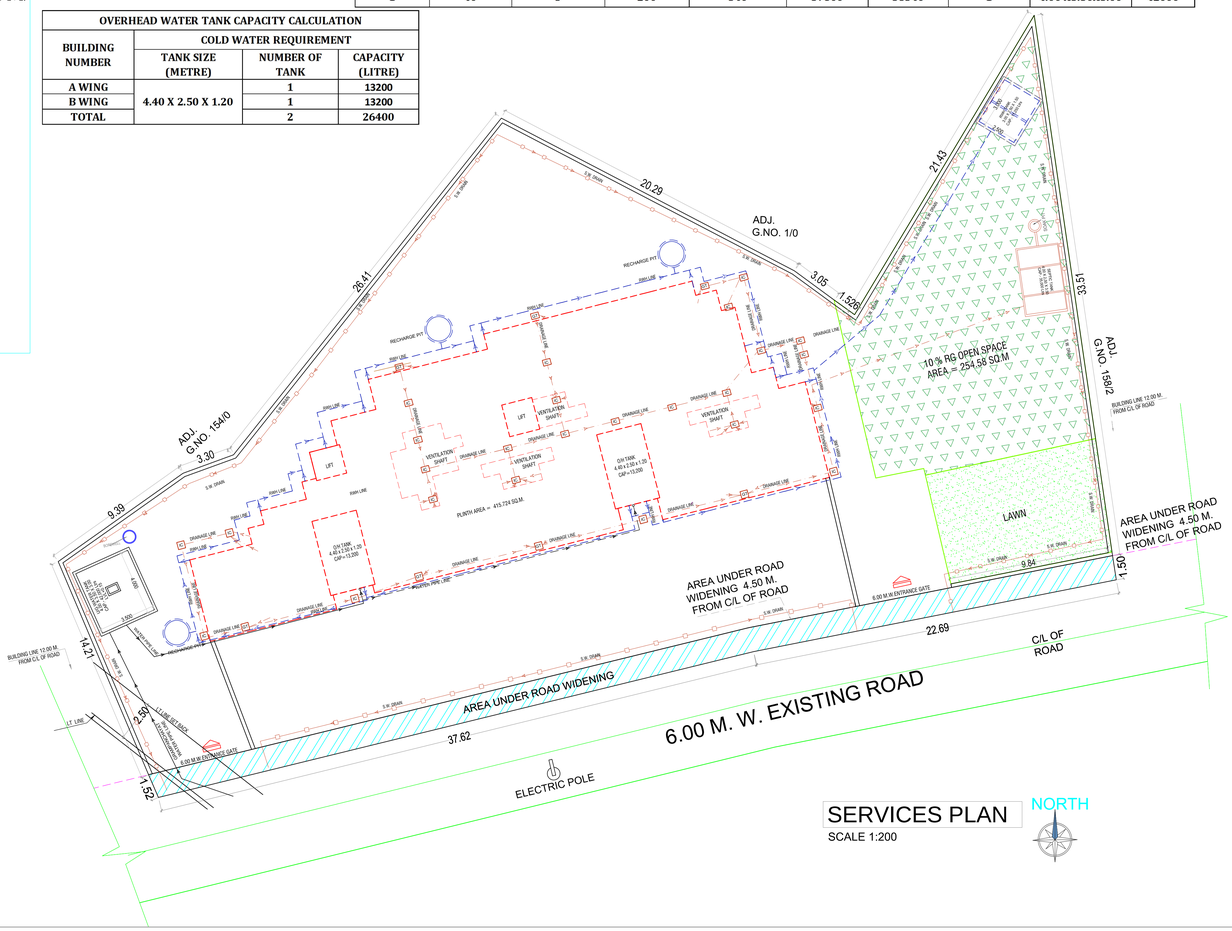

SERVICES PLAN
SCALE 1:200

STAMP OF APPROVAL 2/3

AS BUILT DRAWING APPROVED
Subject to the conditions mentioned in this office Letter No. CIDCO/NAINA/Panvel/Vakadi/BP-00296/OC/Full/2021/0097 Dated- 04/August /2021.

SHUBHANGI BHISHNURKAR
Digitally signed by SHUBHANGI BHISHNURKAR
Date: 2021.08.04 17:22:38 +05'30'

Legend :-

Sr.No.	Item	Site Plan On White Print	Building Plan On White Print
01.	Plot Line		
02.	Existing Street		
03.	Marginal Open Space	NO COLOUR	
04.	Drainage & Sewerage Work		
05.	Water Supply Work		
06.	RWH Line		
07.	Proposed Work		
08.	Road widening hatch		
09.	Existing tree		

NOTE:
- ALL DIMENSIONS ARE IN METERS.
- INTERNAL WALL THICKNESS 0.10 M.
- EXTERNAL WALL THICKNESS 0.15 M.

FORM OF CERTIFICATE

I, SWAPNIL KALYANKAR HAVE BEEN EMPLOYED AS HIS ARCHITECT. I HAVE EXAMINED THE BOUNDARIES AND THE AREA OF THE PLOT AND I DO HEREBY CERTIFY THAT I HAVE PERSONALLY VERIFIED AND CHECKED ALL THE STATEMENTS MADE BY THE APPLICANT WHO IS THE OWNER IN POSSESION OF THE PLOT AS IN THE ABOVE FORM AND FOUND THEM TO BE CORRECT.

ADD. : SIDDHANT MARKET,D - WING, 2ND FLOOR,OPP.BJP OFFICE,PANVEL. - 410 206.
E-MAIL ID. skaplanners@gmail.com
MOBILE NO. 99875 96001

(Signature of Architect.)
AR. SWAPNIL KALYANKAR
REGD. NO. CA / 2010 / 47491

CONTENT OF THE SHEET

SERVICES PLAN , U/G TANK PLAN ,U/G TANK SECTION , U/G TANK AREAS CALCULATION, SEPTIC TANK & SECTION , SEPTIC TANK AREA CALCULATION ,COMPOUND WALL SECTION ,ENTRANCE GATE, R.O.H. DRAIN SECTION.

CERTIFICATE OF AREA

CERTIFIED THAT I HAVE SURVEYED THE PLOT BEARING G.NO.158 /1 ON VILLAGE -VAKADI , TAL.- PANVEL. DATED 15-08-2017 AND THAT THE DIMENSIONS OF THE SIDES ETC. OF THE PLOT STATED ON THE PLAN ARE AS MEASURED ON SITE AND AREA SO WORKED OUT IS **1708.326 SQ.MT.**

For SHANTI DEVELOPERS
Partner

M/s. SHANTI DEVELOPERS THROUGH
Mr.RAJKUMAR G. PANDEY
NAME & SIGNATURE OF OWNER

(Signature of Architect.)
AR. SWAPNIL KALYANKAR
REGD. NO. CA / 2010 / 47491

DESCRIPTION OF PROPOSAL & PROPERTY

PROPOSED BUILDING PERMISSION ON G.NO.158 /1 ON VILLAGE -VAKADI ,TAL.- PANVEL.

NAME OF THE OWNERS & SIGNATURE

For SHANTI DEVELOPERS
Partner

M/s. SHANTI DEVELOPERS THROUGH
Mr.RAJKUMAR G. PANDEY
NAME & SIGNATURE OF OWNER

DATE	26.04.2021
SCALE	1: 100 ,1:200,1: 500,1: 5000, N.T.S.
DRN BY	KISHOR
CHKD BY	SWAPNIL KALYANKAR

NAME & SIGNATURE OF ARCHITECT

AR. SWAPNIL KALYANKAR
REGD. NO. CA / 2010 / 47491
(Signature of Architect.)

SKA
SWAPNIL KALYANKAR ARCHITECTS
Swapnil Kalyankar | +91 - 99875 96001
OFFICE : A - 101, NEEL EMERALD, OPP.TAHSILDAR OFFICE PANVEL 410206.
EMAIL : skaplanners@gmail.com

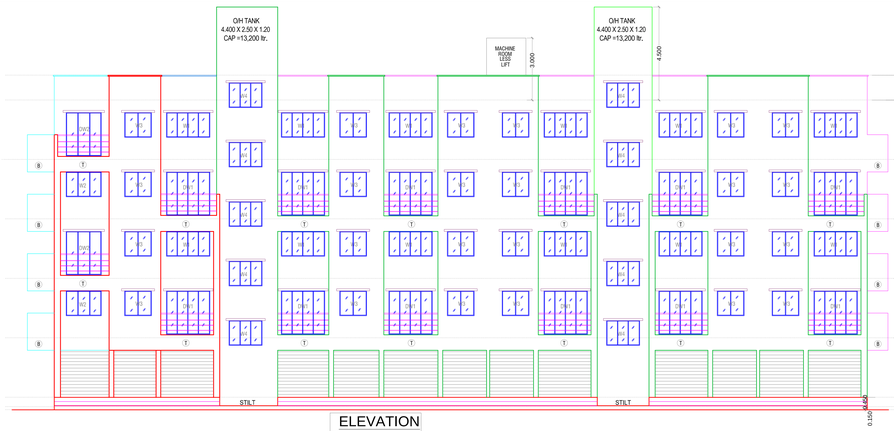

ELEVATION

SCALE 1:1.00

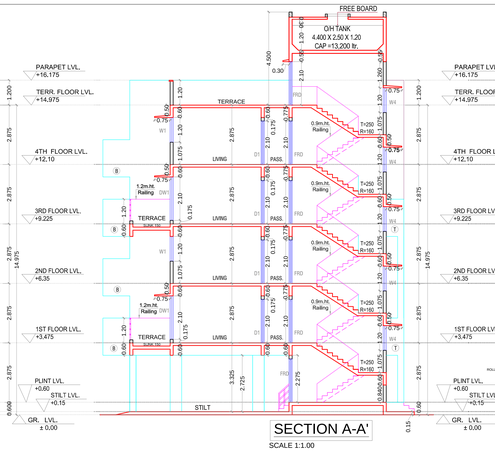

SECTION A-A'

SCALE 1:1.00

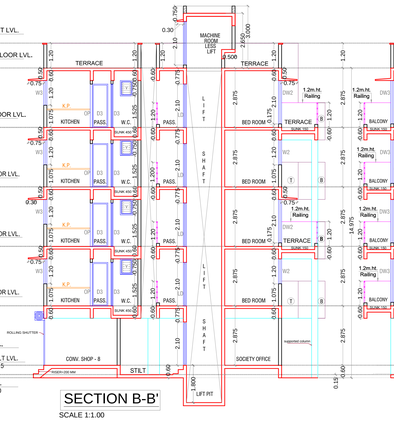

SECTION B-B'

SCALE 1:1.00

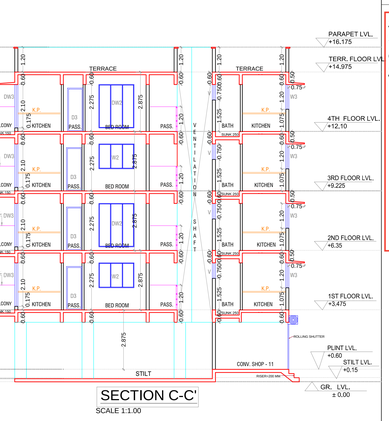

SECTION C-C'

SCALE 1:1.00

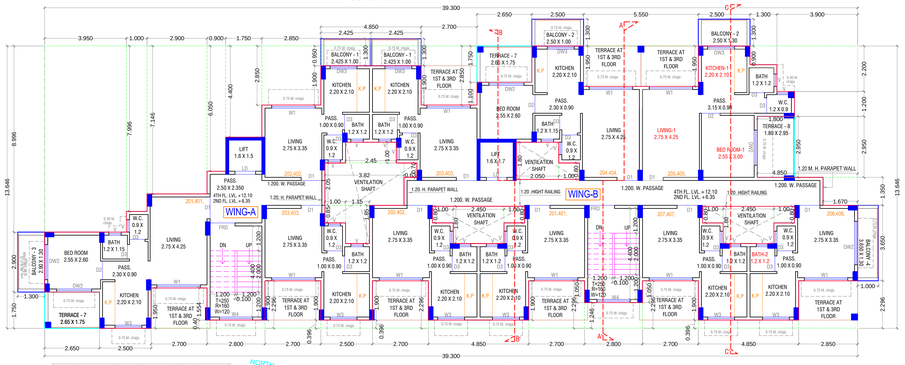

2ND & 4TH FLOOR PLAN

SCALE 1:1.00

ELEVATION

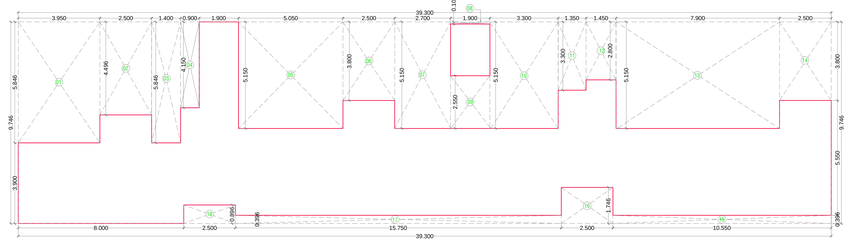

GROUND FLOOR BUILT UP AREA PLAN

SCALE - 1:100

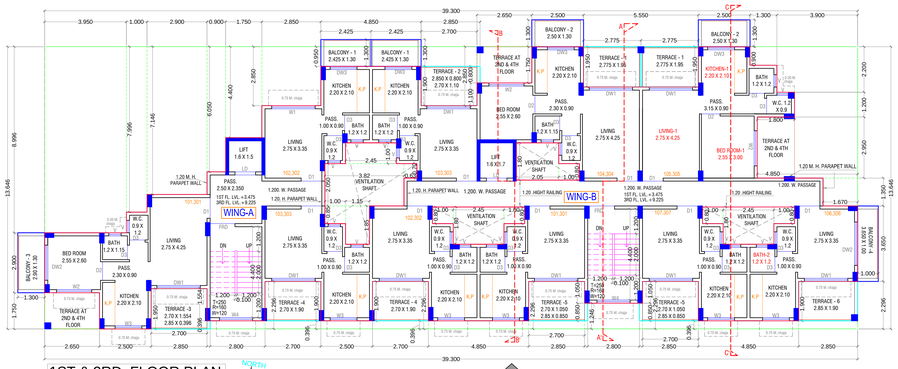

1ST & 3RD FLOOR PLAN

SCALE 1:1.00

ELEVATION

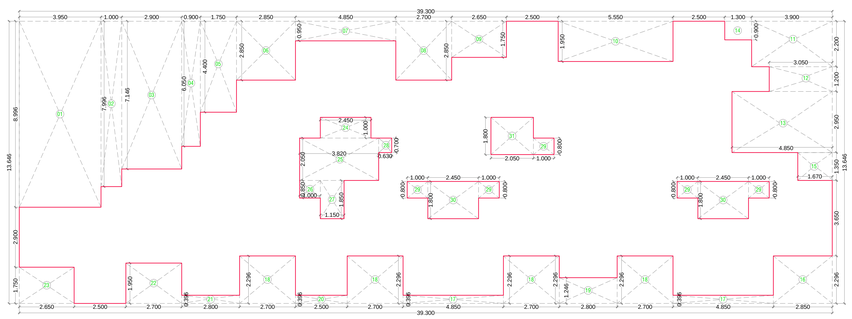

1ST, 2ND, 3RD & 4TH FLOOR BUILT UP AREA PLAN

SCALE - 1:100

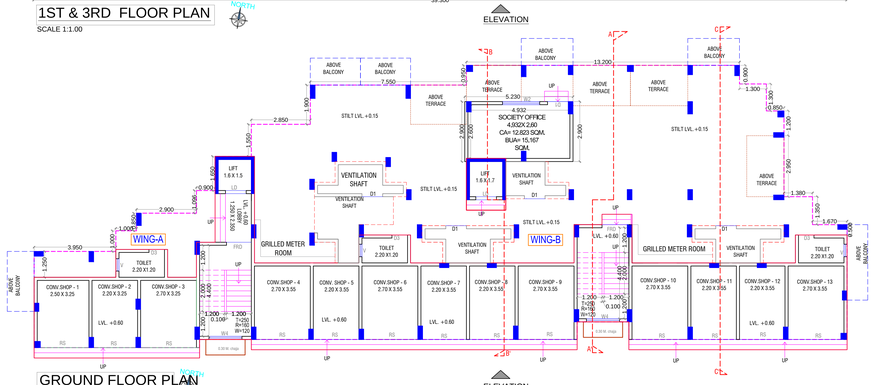

GROUND FLOOR PLAN

SCALE 1:1.00

ELEVATION

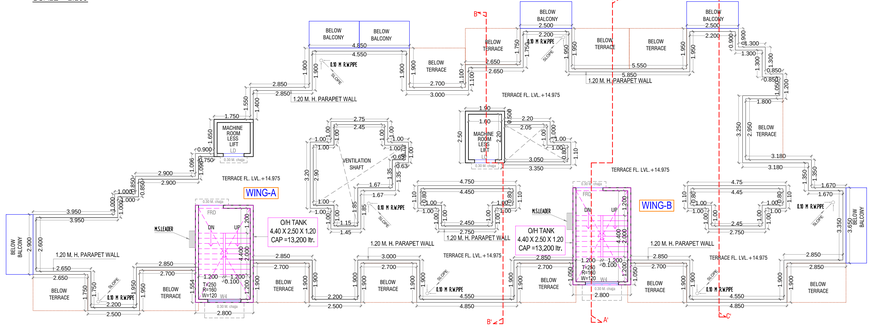

TERRACE FLOOR PLAN

SCALE 1:1.00

ELEVATION

BUILDING					
GROUND FLOOR BUILT UP AREA CALCULATION					
Block Description	Number of blocks	Length (meter)	Breath (meter)		Area (sqm.)
1	1	39.300	9.746	=	383.02
SUBTOTAL : A				=	383.02
DEDUCTION					
1	1	3.95	5.846	=	23.09
2	1	2.50	4.496	=	11.24
3	1	1.40	5.846	=	8.18
4	1	0.90	4.150	=	3.74
5	1	5.05	5.150	=	26.01
6	1	2.50	3.800	=	9.50
7	1	2.70	5.15	=	13.91
8	1	1.90	0.100	=	0.19
9	1	1.90	2.55	=	4.85
10	1	3.30	5.15	=	17.00
11	1	1.35	3.300	=	4.46
12	1	1.45	2.80	=	4.06
13	1	7.90	5.15	=	40.69
14	1	2.50	3.80	=	9.50
15	1	10.55	0.40	=	4.18
16	1	2.50	1.75	=	4.37
17	1	15.75	0.40	=	6.24
18	1	2.50	0.90	=	2.24
SUBTOTAL : B				=	193.415
NET BUILT UP AREA = (SUBTOTAL : A) - (SUBTOTAL :B)				=	189.609

1ST,2ND, 3RD & 4TH FLOOR BUILT UP AREA CALCULATION					
Block Description	Number of blocks	Length (meter)	Breath (meter)		Area (sqm.)
1	1	39.30	13.65	=	536.288
SUBTOTAL : A				=	536.288
DEDUCTION					
1	1	3.950	8.996	=	35.53
2	1	1.000	7.996	=	8.00
3	1	2.900	7.146	=	20.72
4	1	0.900	6.050	=	5.45
5	1	1.750	4.400	=	7.70
6	1	2.850	2.850	=	8.12
7	1	4.850	0.950	=	4.61
8	1	2.700	2.850	=	7.70
9	1	2.650	1.750	=	4.64
10	1	5.550	1.950	=	10.82
11	1	3.900	2.200	=	8.58
12	1	3.050	1.200	=	3.66
13	1	4.850	2.950	=	14.31
14	1	1.300	0.900	=	1.17
15	1	1.670	1.350	=	2.25
16	1	2.850	2.296	=	6.54
17	2	4.850	0.396	=	3.84
18	4	2.700	2.296	=	24.80
19	1	2.800	1.246	=	3.49
20	1	2.500	0.396	=	0.99
21	1	2.800	0.396	=	1.11
22	1	2.700	1.950	=	5.27
23	1	2.650	1.750	=	4.64
24	1	2.450	1.000	=	2.45
25	1	3.820	2.050	=	7.83
26	1	1.000	0.850	=	0.85
27	1	1.150	1.850	=	2.13
28	1	0.630	0.700	=	0.44
29	5	1.000	0.800	=	4.00
30	2	2.450	1.800	=	8.82
31	1	2.050	1.800	=	3.69
SUBTOTAL : B				=	224.137
NET BUILT UP AREA = (SUBTOTAL : A) - (SUBTOTAL :B)				=	312.151

SCHEDULE OF DOR & WINDOWS					
TYPE	SIZE			SILL LEVEL (METER)	DESCRIPTOIN
	WIDTH (METER)	HEIGHT (METER)	AREA (SQM.)		
FRD	1.20	2.10	2.52		DOOR METAL
D1	1.00	2.10	2.10		T.W. PANEL DOOR
D2	0.90	2.10	1.89		T.W. PANEL DOOR
D3	0.75	2.10	1.58		T.W. PANEL DOOR
DW1	2.10	2.10	4.41	0.175	AL. SLIDING FRENCH WINDOW
DW2	1.70	2.10	3.57	0.175	AL. SLIDING FRENCH WINDOW
DW3	1.30	2.10	2.73	0.175	AL. SLIDING FRENCH WINDOW
W1	2.10	1.20	2.52	1.075	AL. SLIDING WINDOW
W2	1.70	1.20	2.040	1.075	AL. SLIDING WINDOW
W3	1.30	1.20	1.56	1.075	AL. SLIDING WINDOW
W4	1.60	1.20	1.92	1.075	AL. SLIDING WINDOW
V	0.60	0.75	0.45	1.525	AL. LOUVERD WINDOW

SCHEDULE LIGHT & VENTILATION STATEMENT					
ROOM	TENEMENT NUMBER	CARPET AREA	WINDOW TYPE	L& V REQUIRED.	L& V PROVIDED
LIVING-1	1	11.69	DW1 / W1	1.95	4.41 / 2.52
BED-1	1	7.65	DW2 / W2	1.28	3.57/2.04
KITCHEN-1	1	4.62	W3	0.77	1.56
BATH-1	1	1.38	V	0.23	0.45
BATH-2	1	1.44	V	0.24	0.45
W.C.-1	1	1.08	V	0.18	0.45

BALCONY AREA STATEMENT					
1ST ,2ND, 3RD & 4TH FLOOR					
BALCONY TYPE	NUMBER OF BALCONY	LENGTH (METER)	BREATH (METER)	AREA IN SQM.	
				OPEN	ENCLOSED
BAL-1	2	2.43	1.30	6.305	0.0
BAL-2	2	2.500	1.30	6.500	0.0
BAL-3	1	2.900	1.30	3.77	0.0
BAL-4	1	3.650	1.00	3.65	0.0
SUBTOTAL				20.225	0.00
TOTAL PROPOSED BALCONY AREA				20.225	
NET BUILT UP AREA OF FLOOR				312.151	
PERMISSIBLE BALCONY AREA = (NET BUILT UP AREA) X 15 %				46.823	
BALANCE BALCONY AREA,IF ANY				26.598	
EXCESS BALCONY AREA,IF ANY				NA	

TERRACE AREA STATEMENT				
1ST & 3RD FLOOR				
TERRACE TYPE	NUMBER OF TERRACE	LENGTH (METER)	BREATH (METER)	AREA IN SQM.
T1	2	2.775	1.950	10.82
T2	1	2.850	0.800	2.28
		2.700	1.100	2.97
T3	1	2.700	1.554	4.20
		2.850	0.396	1.13
T4	2	2.700	1.900	10.26
T5	2	2.700	1.050	5.67
		2.850	0.850	4.85
T6	1	2.850	1.900	5.42
TOTAL PROPOSED TERRACE AREA				47.587
NET BUILT UP AREA OF FLOOR				312.151
PERMISSIBLE TERRACE AREA = (NET BUILT UP AREA) X 20 %				62.430
BALANCE TERRACE AREA				14.843
2ND & 4TH FLOOR				
TERRACE TYPE	NUMBER OF TERRACE	LENGTH (METER)	BREATH (METER)	AREA IN SQM.
T7	2	2.650	1.750	9.275
T8	1	1.800	2.950	5.310
TOTAL PROPOSED TERRACE AREA				14.585
NET BUILT UP AREA OF FLOOR				312.151
PERMISSIBLE TERRACE AREA = (NET BUILT UP AREA) X 20 %				62.430
BALANCE TERRACE AREA				47.845

NOTE
- ALL DIMENSIONS ARE IN METERS.
- INTERNAL WALL THICKNESS 0.10 M.
- EXTERNAL WALL THICKNESS 0.15 M.

CONTENT OF THE SHEET

GROUND ,1ST , 2ND ,3RD, 4TH FLOOR PLAN , AREA DIAGRAM & CALCULATION , TERRACE FLOOR PLAN, SECTION AA , BB, & CC , ELEVATION,SCHEDULE OF DOOR & WINDOW.

NAME OF THE OWNERS & SIGNATURE

For SHANTI DEVELOPERS

Partner

M/s. SHANTI DEVELOPERS THROUGH
Mr.RAJKUMAR G. PANDEY
NAME & SIGNATURE OF OWNER

DESCRIPTION OF PROPOSAL & PROPERTY

PROPOSED BUILDING PERMISSION ON G.NO.158 /1 ON VILLAGE -VAKADI , TAL.- PANVEL.

JOB NO.	
DWG. NO.	
DATE	26.04.2021
SCALE	1: 100 ,1:200,1: 500,1: 5000, N.T.S.
DRN BY	KISHOR
CHKD BY	SWAPNIL KALYANKAR

NAME & SIGNATURE OF ARCHITECT

AR. SWAPNIL KALYANKAR
REGD. NO. CA / 2010 / 47491
(Signature of Architect.)

SWAPNIL KALYANKAR ARCHITECTS
Swapnil Kalyankar | +91 - 99875 96001
OFFICE A - 101, NEEL EMERALD, OPP.TAHSILDAR OFFICE ,PANVEL 410206.
EMAIL : skaplanners@gmail.com

STAMP OF APPROVAL 3/3

AS BUILT DRAWING APPROVED
Subject to the conditions mentioned in this office Letter No.CIDCO/NAINA/Panvel/Vakadi /BP-00296/OC/Full/2021/0097.
Dated- 04/August /2021.

SHUBHANGI BHISHNURKAR
Digitally signed by SHUBHANGI BHISHNURKAR
Date: 2021.08.04 17:23:10 +05'30'