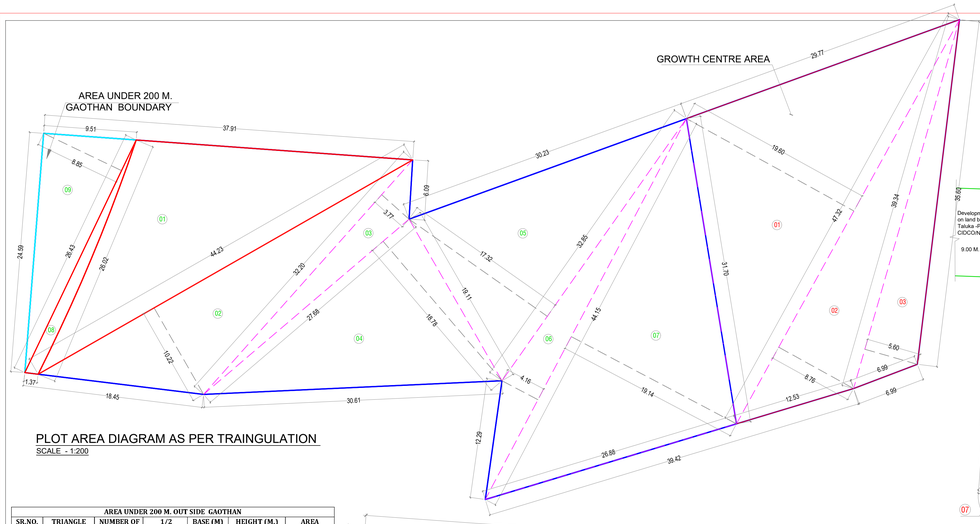

PLOT AREA DIAGRAM AS PER TRAINGULATION
SCALE - 1:200

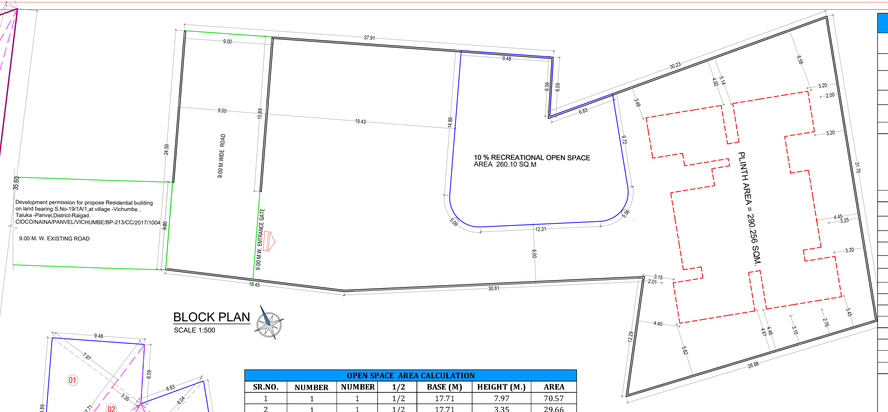

BLOCK PLAN
SCALE 1:500

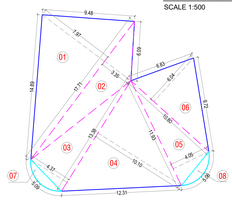

OPEN SPACE AREA DIAGRAM
SCALE - 1:300

OPEN SPACE AREA CALCULATION						
SR.NO.	NUMBER	NUMBER	1/2	BASE (M)	HEIGHT (M.)	AREA
1	1	1	1/2	17.71	7.97	70.57
2	1	1	1/2	17.71	3.35	29.66
3	1	1	1/2	13.38	4.37	29.24
4	1	1	1/2	13.38	10.10	67.57
5	1	1	1/2	11.93	4.05	24.16
6	1	1	1/2	10.80	6.04	32.62
7	AS PER 'P'LINE					3.17
8	AS PER 'P'LINE					3.12
TOTAL AREA						260.10

PROFORMA-I		
	AREA STATEMENT	Area in Sq.M.
1	Area of Plot as per 7/12 extract	2600.00
2	Area of Plot as per measurement plan{ As per trangulation of TILR at true scale }	2610.910
3	Area of plot as per Physical Survey	2652.888
4	Area of plot, considered {least of (a) , (b) & { c } above }	2600.000
5	DEDUCTION FOR	
	a. Existing road acquisition area	0
	b. Widening of road {12m wide}	0
	C. GROWTH CENTRE (202_GC) reservation	781.15
	d. Total (A+B+C)	781.15
6	Gross area of the Plot {1-2}	1818.850
7	Deduction for Amenity space if Any	NA
8	Recreational open space required	250.00
9	Net area of plot	1818.850
10	Permissible FSI	0.50
11	Permissible Built up Area = { {9} X {10} }	909.425
12	Recreational open space Provided	260.10
13	Proposed Built Up Area	909.335
14	Balance Built Up Area { {11} - {13} }	0.09
15	FSI Consumed { {13} ÷ { 9} }	0.500
16	FSI Balanced {10-15}	0.000
17	Number of units Proposed	25
	a. Residential	25
	b. Commercial	0
18	Trees to be planted	
	{18A} Trees to be planted against plot area { {4-12} ÷ 100 }	23
	{18B}Trees to be planted against open space {{12} ÷ 100}x 5 }	13
	{18C}Required Number of trees to be planted { {18A} + {18B} }	36
	{18D}Number of trees planted	40
19	Balacony Area Statement	*
20	Parking Statement	**

STAMP OF APPROVAL 1/3

AS BUILT DRAWING APPROVED
Subject to the condition mentioned in this office letter no CIDCO/NAINA/Panvel/Vichumbe/BP-00352/OC/Full/2022/0191 Dated-12 April 2022

RAJA BHAGUJI WAGHMARE
Digitally signed by RAJA BHAGUJI WAGHMARE
Date: 2022.04.12 15:29:36 +05'30'

Legend :-

Sr.No.	Item	Site Plan On White Print	Building Plan On White Print
01.	Plot Line		
02.	Existing Street		
03.	Marginal Open Space	NO COLOUR	
04.	Drainage & Sewerage Work		
05.	Water Supply Work		
06.	RWH Line		
07.	Proposed Work		

I have examined the boundaries and the area of the plot and I do hereby certify that I have personally verified and checked all the statements made by the applicant who is the owner/ lessee in possession of the plot as in the above form and found them to be correct.

SWAPNIL KALYANKAR NAVI MUMBAI ARCHITECTS
(Signature of Architect.)
AR. SWAPNIL KALYANKAR
REGD. NO. CA / 2010 / 47491

AREA UNDER 200 M. OUT SIDE GAOTHAN						
SR.NO.	TRIANGLE	NUMBER OF	1/2	BASE (M)	HEIGHT (M.)	AREA
1	1	1	AREA AS PER P LINE			342.30
2	1	1	1/2	44.23	10.22	226.02
3	1	1	1/2	32.2	3.77	60.70
4	1	1	1/2	27.68	18.78	259.92
5	1	1	1/2	32.85	17.32	284.48
6	1	1	1/2	44.15	4.16	91.83
7	1	1	1/2	44.15	19.14	422.52
TOTAL AREA						1687.75
AREA UNDER 200 M. WITHIN GAOTHAN						
8	1	1	AREA AS PER P LINE			25.06
9	1	1	1/2	26.43	8.85	116.95
TOTAL AREA						142.01
SR.NO.	TRIANGLE	NUMBER OF	1/2	BASE (M)	HEIGHT (M.)	AREA
1	1	1	1/2	47.32	19.6	463.74
2	2	1	1/2	47.32	8.76	207.26
3	3	1	1/2	39.34	5.6	110.15
TOTAL AREA UNDER GROWTH CENTRE LINE						781.15
TOTAL AREA						2610.91

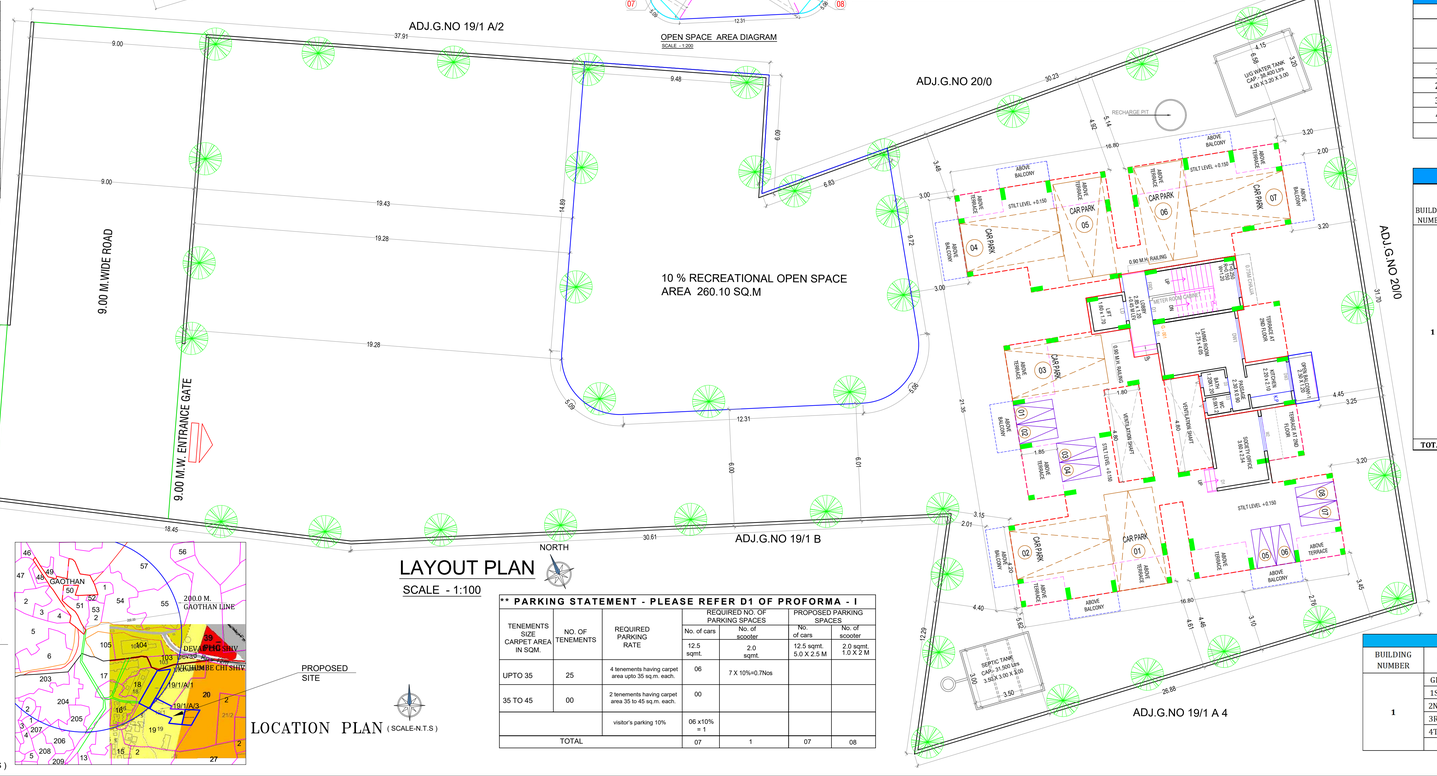

LAYOUT PLAN
SCALE - 1:100

BUILT UP AREA SUMMARY	
BUILDING	BUILDING-1
FLOOR	IN SQM.
GROUND	46.195
1ST FLOOR	222.873
2ND FLOOR	222.873
3RD FLOOR	222.873
4TH FLOOR	194.520
TOTAL	909.335

TENEMENT AREA STATEMENT									
BUILDING NUMBER	WING NUMBER	FLAT NUMBER	UNITS	Carpet Area IN SQM.	BALCONY AREA (SQM.) ENCLOSED	BALCONY AREA (SQM.) PROJECTED	TERRACE AREA (SQM.)	CUPBOARD AREA (SQM.)	BUILT - UP AREA (SQM.)
1	A	G-001	1	20.74	0.00	3.00	0.00	0.00	24.52
		101,301	2	27.33	0.00	3.00	0.00	0.00	31.86
		102,302	2	28.08	6.20	0.00	4.13	0.00	31.71
		103,303	2	28.08	6.20	0.00	4.13	0.00	31.71
		104,304	2	27.33	0.00	3.00	6.27	0.00	31.86
		105,305	2	28.08	6.20	0.00	4.13	0.00	31.91
		106,306	2	28.08	6.20	0.00	4.13	0.00	31.91
		201	1	27.33	0.00	3.00	11.17	0.00	31.86
		202	1	28.08	6.20	0.00	2.82	0.00	31.71
		203	1	28.08	6.20	0.00	2.82	0.00	31.71
		204	1	27.33	0.00	3.00	4.90	0.00	31.86
		205	1	28.08	6.20	0.00	2.82	0.00	31.91
		206	1	28.08	6.20	0.00	2.82	0.00	31.91
		401	1	20.87	0.00	3.00	13.39	0.00	24.51
		402	1	21.65	2.60	0.00	0.00	0.00	24.87
		403	1	28.08	6.20	0.00	2.82	0.00	31.91
		404	1	20.87	0.00	3.00	7.13	0.00	24.51
		405	1	28.08	6.20	0.00	2.82	0.00	31.91
		406	1	21.51	2.60	0.00	10.65	0.00	24.87
TOTAL			25	662.77	92.00	27.00	109.74	0.00	759.92

NOTE:
- ALL DIMENSIONS ARE IN METERS.
- INTERNAL WALL THICKNESS 0.10 M.
- EXTERNAL WALL THICKNESS 0.15 M.

CONTENT OF THE SHEET

STILT PLAN , PLOT AREA DIAGRAM & CALCULATION, LOCATION PLAN,BLOCK PLAN, PARKING AREA STATEMENT, BALCONY AREA STATEMENT,TERRACE AREA STATEMENT, TENEMENT AREA STATEMENT, BUILT UP AREA STATEMENT,LEGENDS.

CERTIFICATE OF AREA

CERTIFIED THAT I HAVE SURVEYED THE PLOT BEARING S. NO.19/1/(A)/3, AT- VICHUMBE ,TALUKA -PANVEL, DIST. -RAIGAD., DATED 15-01-2018 AND THAT THE DIMENSIONS OF THE SIDES ETC. OF THE PLOT STATED ON THE PLAN ARE AS MEASURED ON SITE AND AREA SO WORKED OUT IS **2652.888 SQ.MT**.

SWAPNIL KALYANKAR NAVI MUMBAI ARCHITECTS
(Signature of Architect.)
AR. SWAPNIL KALYANKAR
REGD. NO. CA / 2010 / 47491

NAME OF THE OWNERS & SIGNATURE

Mr. PRADEEP KRUSHNA BHOPL
NAME & SIGNATURE OF OWNER

DESCRIPTION OF PROPOSAL & PROPERTY

PROPOSED BUILDING PERMISSION ON
S. NO.19/1/(A)/3, AT- VICHUMBE ,TALUKA -PANVEL, DIST. -RAIGAD.

TERRACE AREA STATEMENT				
BUILDING NUMBER	FLOOR	BUILT UP AREA	PERMISSIBLE TERRACE AREA	PROPOSED TERRACE AREA
1	GR. FLOOR	46.195	0.00	0.00
	1ST FLOOR	222.873	44.57	22.80
	2ND FLOOR	222.873	44.57	27.36
	3RD FLOOR	222.873	44.57	22.80
	4TH FLOOR	194.520	38.90	36.81
	TOTAL	909.335	172.63	109.77

BALCONY AREA STATEMENT							
BUILDING NUMBER	FLOOR	BUILT UP AREA	PERMISSIBLE BALCONY AREA	PROPOSED BALCONY AREA	ENCLOSED	OPEN	EXCESS
1	GR. FLOOR	46.195	6.93	3.00	0	3.00	0
	1ST FLOOR	222.873	33.43	30.80	24.80	6.00	0
	2ND FLOOR	222.873	33.43	30.80	24.80	6.00	0
	3RD FLOOR	222.873	33.43	30.80	24.80	6.00	0
	4TH FLOOR	194.520	29.18	23.60	17.60	6.00	0
	TOTAL	909.335	136.40	119.00	92.00	27.00	0.00

** PARKING STATEMENT - PLEASE REFER D1 OF PROFORMA - I						
TENEMENTS SIZE CARPET AREA IN SQM.	NO. OF TENEMENTS	REQUIRED PARKING RATE	REQUIRED NO. OF PARKING SPACES		PROPOSED PARKING SPACES	
			No. of cars	No. of scooter	No. of cars	No. of scooter
			12.5 sqmt.	2.0 sqmt.	12.5 sqmt. 5.0 X 2.5 M	2.0 sqmt. 1.0 X 2 M
UPTO 35	25	4 tenements having carpet area upto 35 sq.m. each.	06	7 X 10%=0.7Nos		
35 TO 45	00	2 tenements having carpet area 35 to 45 sq.m. each.	00			
		visitor's parking 10%	06 x10% = 1			
TOTAL			07	1	07	08

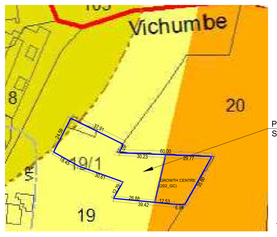

SANCTIONED IDP PLAN (SCALE-N.T.S)

LOCATION PLAN (SCALE-N.T.S)

NOTE:	
JOB NO.	
DWG. NO.	
DATE	14.03.2022
SCALE	1: 100,1:200,1: 500,1: 5000, N.T.S.
DRN BY	IMRAN
CHKD BY	SWAPNIL KALYANKAR

SKA
SWAPNIL KALYANKAR ARCHITECTS
Swapnil Kalyankar (+91 - 99675 96001
OFFICE : SIDDHANT MARKET,D - WING,
2ND FLOOR,OFF-SUP OFFICE,PANVEL - 410 206.
EMAIL : skaplanners@gmail.com

SEPTIC TANK REQUIRMENT												
BUILDING NUMBER	NUMBER OF TENEMENT	NO.OF PERSON PER UNIT	POPULATION	WATER REQUIREMENT					% FLOW TO SEWER		TOTAL FLOW	TOTAL PROVIDED SEPTIC TANK CAPACITY
				FLUSHING		DOMESTIC		TOTAL	FLUSHING 100%	DOMESTIC 85%		3.5X3.0X3.0
				LPCD	LPD	LPCD	LPD	LPD	LPD	LPD	LPD	
1	25	5	125	54	6750	135	16875	23625	6750	14343.75	21093.75	31500

WATER STORAGE CAPACITY CALCULATION									
BUILDING NUMBER	TOTAL NUMBER OF UNITS	NO.OF PERSON PER UNIT	POPULATION	WATER REQUIREMENT (IN LITRE)			UNDER GROUND WATER TANK PROVIDED		
				ADDL. TOILET (180 LITRE)	POPULATION (189 LITRE)	TOTAL	TANK NUMBER	SIZE/DIMENSION	CAPACITY (LITRE)
1	25	5	125	0	23625	23625	1	4.0X3.20X3.0	38400

OVERHEAD WATER TANK CAPACITY CALCULATION				
BUILDING NUMBER	WATER REQUIRED (LITRE)	COLD WATER REQUIREMENT		
		TANK SIZE (METRE)	NUMBER OF TANK	CAPACITY (LITRE)
1	11340	4.40 X 2.50 X 1.20	1	13200

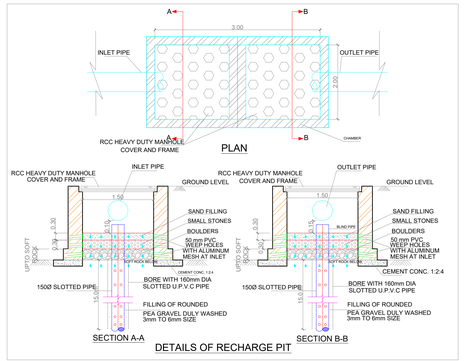

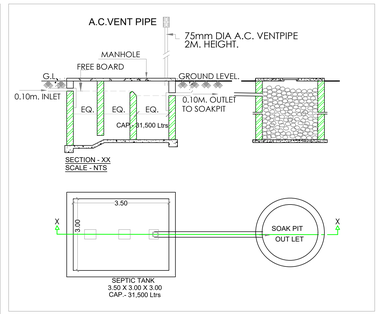

SECTION-AT `AA'
SCALE : NTS

U.G.TANK PLAN
(SCALE : NTS)

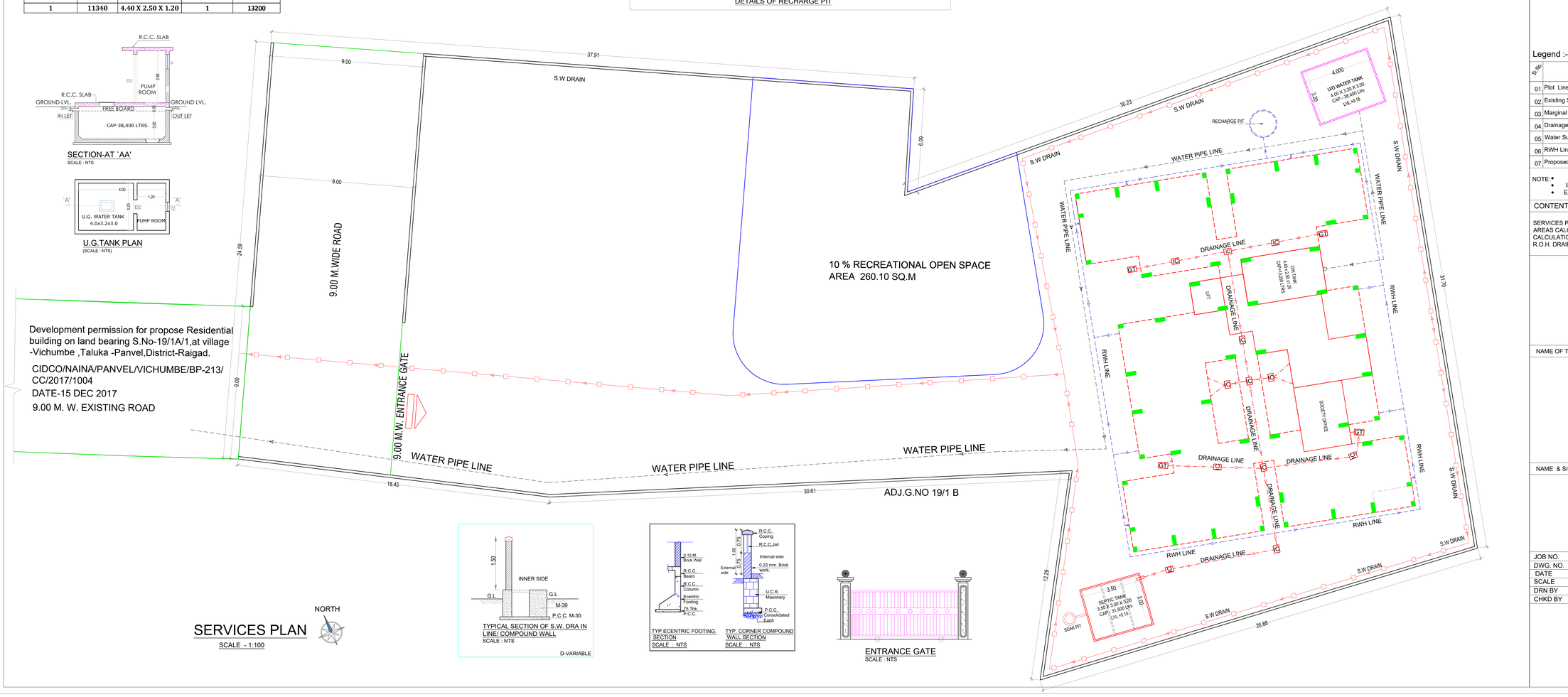

TYPICAL SECTION OF S.W. DRA IN LINE/ COMPOUND WALL
SCALE : NTS

D-VARIABLE

TYP.ECENTRIC FOOTING. SECTION
SCALE : NTS

TYP. CORNER COMPOUND WALL SECTION
SCALE : NTS

ENTRANCE GATE
SCALE : NTS

SERVICES PLAN
SCALE - 1:100

NORTH

STAMP OF APPROVAL 2/3

AS BUILT DRAWING APPROVED
Subject to the condition mentioned in this office letter no CIDCO/NAINA/Panvel/Vichumbe/BP-00352/OC/Full/2022/0191 Dated-12 April 2022

RAJA BHAGUJI WAGHMARE

Digitally signed by RAJA BHAGUJI WAGHMARE
Date: 2022.04.12 15:30:27 +05'30'

Legend :-

S.No	Item	Site Plan On White Print	Building Plan On White Print
01	Plot Line		
02	Existing Street		
03	Marginal Open Space	NO COLOUR	
04	Drainage & Sewerage Work		
05	Water Supply Work		
06	RWH Line		
07	Proposed Work		

NOTE:-
- ALL DIMENSIONS ARE IN METERS.
- INTERNAL WALL THICKNESS 0.10 M.
- EXTERNAL WALL THICKNESS 0.15 M.

CONTENT OF THE SHEET

SERVICES PLAN , U/G TANK PLAN ,U/G TANK SECTION , U/G TANK AREAS CALCULATION, SEPTIC TANK & SECTION , SEPTIC TANK AREA CALCULATION ,COMPOUND WALL SECTION ,ENTRANCE GATE, R.O.H. DRAIN SECTION.

NAME OF THE OWNERS & SIGNATURE

Mr. PRADEEP KRUSHNA BHOPI.
NAME & SIGNATURE OF OWNER

NAME & SIGNATURE OF ARCHITECT

M/s. SWAPNIL KALYANKAR NAVI MUMBAI ARCHITECTS
(Signature of Architect)
AR. SWAPNIL KALYANKAR
REGD. NO. CA / 2010 / 47491

JOB NO.	
DWG. NO.	
DATE	14.03.2022
SCALE	1: 100 ,1:200,1: 500,1: 5000, N.T.S.
DRN BY	IMRAN
CHKD BY	SWAPNIL KALYANKAR

SKA
SWAPNIL KALYANKAR ARCHITECTS
Swapnil Kalyankar | +91 - 99875 96001
OFFICE : SIDDHANT MARKET,D - WING, 2ND FLOOR,OPP.BJP OFFICE,PANVEL - 410 206.
EMAIL : skaplanners@gmail.com

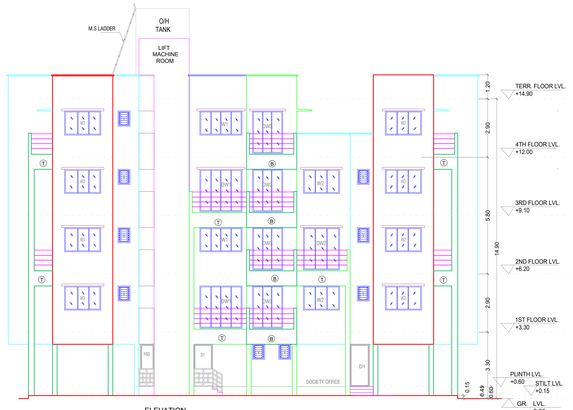

ELEVATION
SCALE - 1:100

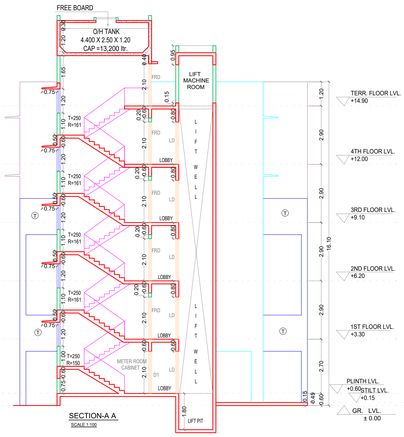

SECTION-A A
SCALE - 1:100

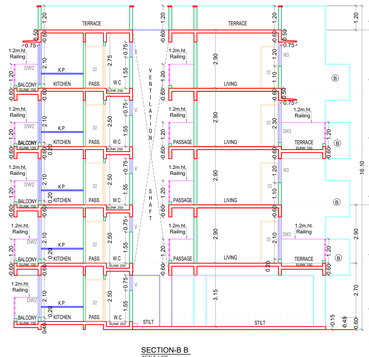

SECTION-B B
SCALE - 1:100

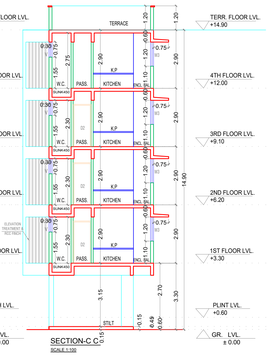

SECTION-C C
SCALE - 1:100

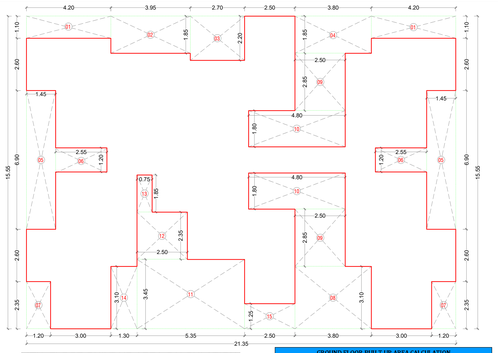

4TH FLOOR BUILT UP AREA CALCULATION
SCALE - 1:100

GROUND FLOOR BUILT UP AREA CALCULATION					
Block Description	Number of blocks	Length (meter)	Breath (meter)		Area (sqm.)
	1	8.00	9.75	=	78.00
			SUBTOTAL : A	=	78.00
DEDUCTION					
1	1	2.800	1.850	=	5.180
2	1	2.700	2.200	=	5.940
3	1	2.300	5.050	=	11.615
4	1	1.400	3.200	=	4.480
5	1	1.500	1.950	=	2.925
6	1	0.900	1.850	=	1.665
			SUBTOTAL : B	=	31.805
NET BUILT UP AREA = (SUBTOTAL : A) - (SUBTOTAL-B)				=	46.195

BALCONY AREA STATEMENT					
GROUND FLOOR					
BALCONY TYPE	NUMBER OF BALCONY	LENGTH (METER)	BREATH (METER)	AREA IN SQM. OPEN	AREA IN SQM. ENCLOSED
B1	1	2.50	1.20	3.00	0.0
			SUBTOTAL	3.00	0.00
TOTAL PROPOSED BALCONY AREA				3.00	
NET BUILT UP AREA OF FLOOR				46.20	
PERMISSIBLE BALCONY AREA = (NET BUILT UP AREA) X 15 %				6.93	
BALANCE BALCONY AREA,IF ANY				3.93	
EXCESS BALCONY AREA,IF ANY				NIL	

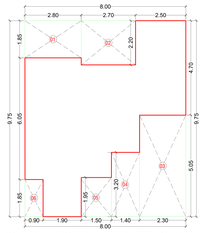

GROUND FLOOR BUILT UP AREA CALCULATION
SCALE - 1:100

4TH FLOOR BUILT UP AREA CALCULATION					
Block Description	Number of blocks	Length (meter)	Breath (meter)		Area (sqm.)
	1	21.350	15.550	=	331.993
			SUBTOTAL : A	=	331.993
DEDUCTION					
1	2	4.200	1.100	=	9.240
2	1	3.950	1.850	=	7.308
3	1	2.700	2.200	=	5.940
4	1	3.800	1.850	=	7.030
5	2	1.450	6.900	=	20.010
6	2	2.550	1.200	=	6.120
7	2	1.200	2.350	=	5.640
8	1	3.800	3.100	=	11.780
9	2	2.500	2.850	=	14.250
10	2	4.800	1.800	=	17.280
11	1	5.350	3.450	=	18.458
12	1	2.500	2.350	=	5.875
13	1	0.750	1.850	=	1.388
14	1	1.300	3.100	=	4.030
15	1	2.500	1.250	=	3.125
			SUBTOTAL : B	=	137.473
NET BUILT UP AREA = (SUBTOTAL : A) - (SUBTOTAL :B)				=	194.520

BALCONY AREA STATEMENT					
4TH FLOOR					
BALCONY TYPE	NUMBER OF BALCONY	LENGTH (METER)	BREATH (METER)	AREA IN SQM. OPEN	AREA IN SQM. ENCLOSED
OPEN BAL.1	2	2.500	1.200	6.000	0.000
ENC.BAL.1	2	3.000	1.200	0.000	7.200
ENC.BAL.2	4	2.600	1.000	0.000	10.400
			SUBTOTAL	6.000	17.600
TOTAL PROPOSED BALCONY AREA				23.600	
NET BUILT UP AREA OF FLOOR				194.520	
PERMISSIBLE BALCONY AREA = (NET BUILT UP AREA) X 15 %				29.178	
BALANCE BALCONY AREA,IF ANY				5.578	
EXCESS BALCONY AREA,IF ANY				NIL	

TERRACE AREA STATEMENT					
4TH FLOOR					
TERRACE TYPE	NUMBER OF TERRACE	LENGTH (METER)	BREATH (METER)	AREA IN SQM.	
T2	1	2.850	2.200	6.270	
T3	2	2.350	1.200	5.640	
NATURAL T-1	2	2.500	2.850	14.250	
NATURAL T-2	1	3.000	3.550	10.650	
TOTAL PROPOSED TERRACE AREA				36.810	
NET BUILT UP AREA OF FLOOR				194.520	
PERMISSIBLE TERRACE AREA = (NET BUILT UP AREA) X 20 %				38.904	
BALANCE TERRACE AREA				2.094	

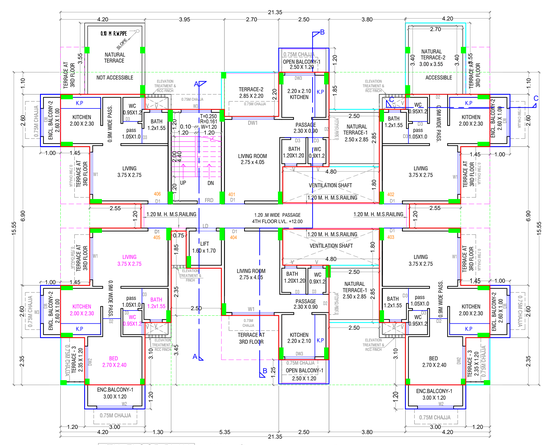

4TH FLOOR PLAN
SCALE - 1:100

ELEVATION

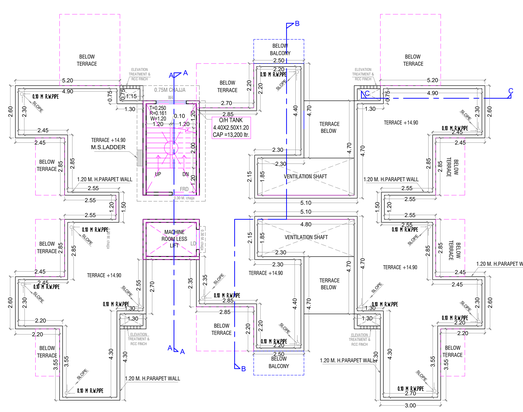

TERRACE FLOOR PLAN
SCALE - 1:100

ELEVATION

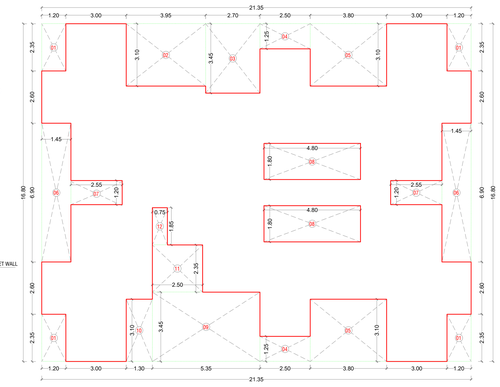

1ST,2ND & 3RD FLOOR BUILT UP AREA CALCULATION
SCALE - 1:100

1ST,2ND & 3RD FLOOR BUILT UP AREA CALCULATION					
Block Description	Number of blocks	Length (meter)	Breath (meter)		Area (sqm.)
	1	21.35	16.80	=	358.680
			SUBTOTAL : A	=	358.680
DEDUCTION					
1	4	1.200	2.350	=	11.280
2	1	3.950	3.100	=	12.245
3	1	2.700	3.450	=	9.315
4	2	2.500	1.250	=	6.250
5	2	3.800	3.100	=	23.560
6	2	1.450	6.900	=	20.010
7	2	2.550	1.200	=	6.120
8	2	4.800	1.800	=	17.280
9	1	5.350	3.450	=	18.458
10	1	1.300	3.100	=	4.030
11	1	2.500	2.350	=	5.875
12	1	0.75	1.85	=	1.388
			SUBTOTAL : B	=	135.810
NET BUILT UP AREA = (SUBTOTAL : A) - (SUBTOTAL :B)				=	222.873

BALCONY AREA STATEMENT					
1ST ,2ND & 3RD FLOOR					
BALCONY TYPE	NUMBER OF BALCONY	LENGTH (METER)	BREATH (METER)	AREA IN SQM. OPEN	AREA IN SQM. ENCLOSED
OPEN.BAL.-1	2	2.50	1.20	6.000	0.000
ENC.BAL.-1	4	3.00	1.200	0.000	14.400
ENC.BAL.-2	4	2.60	1.000	0.000	10.400
			SUBTOTAL	6.000	24.800
TOTAL PROPOSED BALCONY AREA AT EACH FLOOR				30.800	
NET BUILT UP AREA AT EACH FLOOR				222.873	
PERMISSIBLE BALCONY AREA AT EACH FLOOR = (NET BUILT UP AREA) X 15 %				33.431	
BALANCE BALCONY AREA AT EACH FLOOR ,IF ANY				2.631	
EXCESS BALCONY AREA AT EACH FLOOR ,IF ANY				NIL	

TERRACE AREA STATEMENT				
1ST & 3RD FLOOR				
TERRACE TYPE	NUMBER OF TERRACE	LENGTH (METER)	BREATH (METER)	AREA IN SQM.
T1	4	2.850	1.450	16.530
T2	1	2.850	2.200	6.270
TOTAL PROPOSED TERRACE AREA AT 1ST & 3RD FLOOR				22.800
NET BUILT UP AREA AT 1ST & 3RD FLOOR				222.873
PERMISSIBLE TERRACE AREA AT 1ST & 3RD FLOOR = (NET BUILT UP AREA) X 20 %				44.575
BALANCE TERRACE AREA AT 1ST & 3RD FLOOR				21.775
2ND FLOOR				
TERRACE TYPE	NUMBER OF TERRACE	LENGTH (METER)	BREATH (METER)	AREA IN SQM.
T2	1	2.850	2.200	6.270
T3	4	2.350	1.200	11.280
T4	2	2.650	1.850	9.805
TOTAL PROPOSED TERRACE AT 2ND FLOOR				27.355
NET BUILT UP AREA AT 2ND FLOOR				222.873
PERMISSIBLE TERRACE AREA AT 2ND FLOOR = (NET BUILT UP AREA) X 20 %				44.575
BALANCE TERRACE AREA				17.220

SCHEDULE LIGHT & VENTILATION STATEMENT					
ROOM	TENEMENT NUMBER	CARPET AREA	WINDOW TYPE	L & V REQUIRED	L&V PROVIDED
LIVING	1	10.81	DW1/W1	1.72	4.4/2.52
BED	1	9.315	DW2/W2	1.55	3.78/2.16
KITCHEN	1	6.505	DW3/W3	1.09	3.15/1.8
BATH	1	1.86	V	0.31	0.45
W.C.	1	1.139	V	0.19	0.45

SCHEDULE OF DOOR & WINDOW					
TYPE	SIZE WIDTH (METER)	SIZE HEIGHT (METER)	SIZE AREA (SQM.)	SILL LEVEL (METER)	DESCRIPTION
FRD	1.20	2.10	2.52		DOOR METAL
D1	1.00	2.10	2.10		T.W. PANEL DOOR
D2	0.90	2.10	1.89		T.W. PANEL DOOR
D3	0.75	2.10	1.58		T.W. PANEL DOOR
DW1	2.10	2.10	4.41	0.2	AL SLIDING FRENCH WINDOW
DW2	1.80	2.10	3.78	0.2	AL SLIDING FRENCH WINDOW
DW3	1.50	2.10	3.15	0.2	AL SLIDING FRENCH WINDOW
W1	2.10	1.20	2.52	1.1	AL SLIDING FRENCH WINDOW
W2	1.80	1.20	2.16	1.1	AL SLIDING FRENCH WINDOW
W3	1.50	1.20	1.80	1.1	AL SLIDING FRENCH WINDOW
V	0.60	0.75	0.45	1.95	AL LOUVERED WINDOW

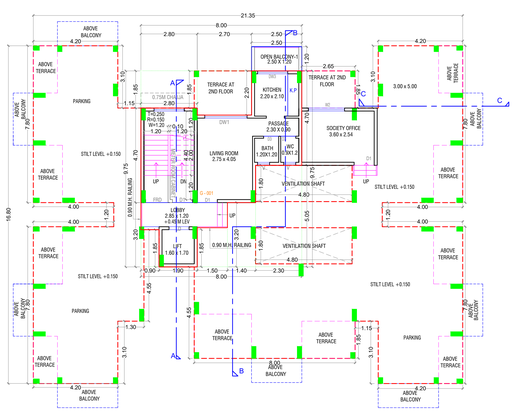

GROUND FLOOR PLAN
SCALE - 1:100

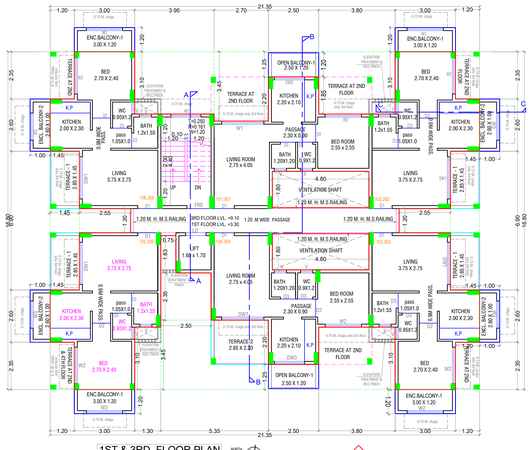

1ST & 3RD FLOOR PLAN
SCALE - 1:100

ELEVATION

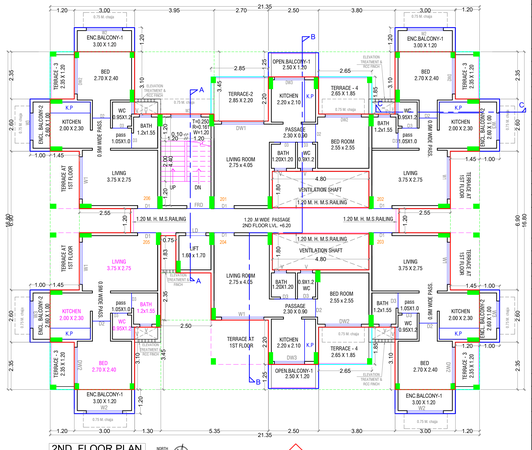

2ND FLOOR PLAN
SCALE - 1:100

ELEVATION

STAMP OF APPROVAL 3/3

AS BUILT DRAWING APPROVED
Subject to the condition mentioned in this office letter no CIDCO/NAINA/Panvel/Vichumbe/BP-00352/OC/Full/2022/0191 Dated-12 April 2022

RAJA BHAGUJI WAGHMARE
Digitally signed by RAJA BHAGUJI WAGHMARE
Date: 2022.04.12 15:31:03 +05'30'

CONTENT OF THE SHEET

1ST,2ND,3RD & 4TH FLOOR PLAN ,TERRACE FLOOR PLAN, SECTION AA ,BB & CC, ELEVATION .

NAME OF THE OWNERS & SIGNATURE

Mr. PRADEEP KRUSHNA BHOPI.
NAME & SIGNATURE OF OWNER

NAME & SIGNATURE OF ARCHITECT

SWAPNIL KALYANKAR NAVI MUMBAI REGD. NO. CA / 2010 / 47491 ARCHITECTS

(Signature of Architect.)
AR. SWAPNIL KALYANKAR
REGD. NO. CA / 2010 / 47491

DESCRIPTION OF PROPOSAL & PROPERTY

PROPOSED BUILDING PERMISSION ON
S. NO.19/1/(A)/3, AT- VICHUMBE ,TALUKA -PANVEL,DIST. -RAIGAD

JOB NO.	
DWG. NO.	
DATE	14.03.2022
SCALE	1: 100 ,1:200,1: 500,1: 5000, N.T.S.
DRN BY	IMRAN
CHKD BY	SWAPNIL KALYANKAR

SKA
SWAPNIL KALYANKAR ARCHITECTS
Swapnil Kalyankar | +91 - 99873 99001
OFFICE : SIDDHART MARKET,D - WING,
2ND FLOOR,OPP.B.P OFFICE,PANVEL - 410 206.
EMAIL : skaplanners@gmail.com