

CITY AND INDUSTRIAL DEVELOPMENT CORPORATION OF MAHARASHTRA LIMITED

(CIN - U99999 MH 1970 SGC - 014574)

REGD. OFFICE:

"NIRMAL", 2nd Floor, Nariman Point,
Mumbai - 400 021.
PHONE : 00-91-22-6650 0900
FAX : 00-91-22-2202 2509

HEAD OFFICE:

CIDCO Bhavan, CBD Belapur,
Navi Mumbai - 400 614.
PHONE: 00-91-22-6791 8100
FAX : 00-91-22-6791 8166

Ref. No. CIDCO/SE (HSG-I)/2020/**Date :** 01.12.2020

To,
The Additional Director(s),
Regional Office (WCZ),
Ministry of Environment,
Forest & Climate Change,
Ground floor, East Wing,
New Secretariate Building,
Civil Lines, Nagpur – 440001,
Maharashtra

Sub: Submission of Environmental Clearance six monthly compliance for PMAY Housing project at
Plot no.02 of Sector-39 adjacent to Mansarovar Railway Station, Kamothe Node, Taluka-Panvel
& District – Raigad, by CIDCO.

Ref: EC granted letter no. SIA/MH/MIS/145521/2020 granted date – 31.03.2020

Respected Sir,

With reference to the above subject, we are submitting the current status of our construction work, monitoring reports, data sheet and point wise environmental clearance compliance status to various stipulations laid down by the Ministry of Environment and Forest in its EC granted letter no. SIA/MH/MIS/145521/2020 granted date – 31.03.2020 for period June 2020 to November 2020, along with the necessary enclosure and annexure.

This is for your kind consideration and records. Kindly acknowledge the same.

Thanking you,

Yours Sincerely,



Superintending Engineer (HSG-I)
CIDCO Ltd., 6th Floor, CIDCO Bhavan,
CBD Belapur – 400 614.
(Project Proponent)

CITY AND INDUSTRIAL DEVELOPMENT CORPORATION OF MAHARASHTRA LIMITED

(CIN - U99999 MH 1970 SGC - 014574)

REGD. OFFICE:

"NIRMAL", 2nd Floor, Nariman Point,
Mumbai - 400 021.

PHONE : 00-91-22-6650 0900

FAX : 00-91-22-2202 2509

HEAD OFFICE:

CIDCO Bhavan, CBD Belapur,
Navi Mumbai - 400 614.

PHONE: 00-91-22-6791 8100

FAX : 00-91-22-6791 8166

Ref. No. CIDCO/SE (HSG-I)/2020/**Date :** 01.12.2020**To,**

**The Member Secretary SEIAA,
Environment Department,
Room No.217, 2 nd floor,
Mantralay, Annexe
Mumbai 400032**

Sub: Submission of Environmental Clearance six monthly compliance for PMAY Housing project at
Plot no.02 of Sector-39 adjacent to Mansarovar Railway Station, Kamothe Node, Taluka-Panvel
& District – Raigad, by CIDCO.

Ref: EC granted letter no. SIA/MH/MIS/145521/2020 granted date – 31.03.2020

Respected Sir,

With reference to the above subject, we are submitting the current status of our construction work, monitoring reports, data sheet and point wise environmental clearance compliance status to various stipulations laid down by the Ministry of Environment and Forest in its EC granted letter no. SIA/MH/MIS/145521/2020 granted date – 31.03.2020 for period June 2020 to November 2020, along with the necessary enclosure and annexure.

This is for your kind consideration and records. Kindly acknowledge the same.

Thanking you,

Yours Sincerely,



Superintending Engineer (HSG-I)
CIDCO Ltd., 6th Floor, CIDCO Bhavan,
CBD Belapur – 400 614.
(Project Proponent)

CITY AND INDUSTRIAL DEVELOPMENT CORPORATION OF MAHARASHTRA LIMITED

(CIN - U99999 MH 1970 SGC - 014574)

REGD. OFFICE:

"NIRMAL", 2nd Floor, Nariman Point,
Mumbai - 400 021.

PHONE : 00-91-22-6650 0900

FAX : 00-91-22-2202 2509

HEAD OFFICE:

CIDCO Bhavan, CBD Belapur,
Navi Mumbai - 400 614.

PHONE: 00-91-22-6791 8100

FAX : 00-91-22-6791 8166

Ref. No. CIDCO/SE (HSG-I)/2020/

Date : 01.12.2020

To,

The Regional Officer
Maharashtra Pollution Control Board,
Raigad Bhavan, 7th floor, Sector - 11,
C.B.D Belapur, Navi Mumbai

Sub: Submission of Environmental Clearance six monthly compliance for PMAY Housing project at
Plot no.02 of Sector-39 adjacent to Mansarovar Railway Station, Kamothe Node, Taluka-Panvel
& District - Raigad, by CIDCO.

Ref: EC granted letter no. SIA/MH/MIS/145521/2020 granted date - 31.03.2020

Respected Sir,

With reference to the above subject, we are submitting the current status of our construction work, monitoring reports, data sheet and point wise environmental clearance compliance status to various stipulations laid down by the Ministry of Environment and Forest in its EC granted letter no. SIA/MH/MIS/145521/2020 granted date - 31.03.2020 for period June 2020 to November 2020, along with the necessary enclosure and annexure.

This is for your kind consideration and records. Kindly acknowledge the same.

Thanking you,

Yours Sincerely,



Superintending Engineer (HSG-I)
CIDCO Ltd., 6th Floor, CIDCO Bhavan,
CBD Belapur - 400 614.
(Project Proponent)

SIX MONTHLY COMPLIANCE REPORT

For

Period June 2020 to November 2020

Submission of Environmental Clearance six monthly
compliance for PMAY Housing project at Plot no.2,
Sector-39 at Mansarovar railway station, Navi
Mumbai , By CIDCO CBD Belapur

Submitted by-

Superintending Engineer (Hsg-I)

CIDCO of Maharashtra Ltd,

6th Floor, CIDCO Bhavan,

CDB Belapur, Navi Mumbai- 400614

**December
2020**

Sr No	Item Description	Page No
1	PART A	
	Current Status of Work	3
2	PART B	
	Point wise completion Status	5
3	PART C	
	Enclosure I	
	Part I	
	Data Sheet	14
	Part I	18
	Part II	19
	Part III	27
	Enclosure II	
	Copy of Environmental Clearance	28
	Enclosure III	
	Copy of Consent to Establish	35
4	PART D	
	Annexure 1	
	Planning authority letter regarding sufficiency of nodal STP.....	45
	Annexure 2	
	Fire NOC	47
	Annexure 3	
	CER report submission acknowledgement copy	65
	Annexure 4	
	Sanitary and Hyginene Measures	69
	Annexure 5	
	Facilities provided to Labour Hutments	70
	Annexure 6	
	Air, Noise, Soil & Water Monitoring Reports	71
	Annexure 7	
	Newspaper Advertisement	78
	Annexure 8	
	EC copy submission to NGO	81

PART A

CURRENT STATUS OF WORK

CURRENT STATUS OF WORK – JUNE 2020 to NOVEMBER 2020
--

Current Status of the project: PMAY construction project at Plot no.2 Sector-39, near Mansarovar railway station, Navi Mumbai.

Sr. No.	No. of Buildings	Status	Status of the Environmental Management Facilities
1	11 no. of Buildings EWS Type B – Ground + 14 Floor Each	<p>1.EWS-B-01- Excavation work is in progress. Foundation PCC work is in progress.</p> <p>2.EWS-B-02- Excavation work is in progress. Foundation PCC work is in progress</p> <p>3. EWS-B-03- Excavation work is in progress. Foundation PCC work is in progress. Footing RCC work is in progress. Columns up to plinth beam RCC work is in progress. Coal tar application for footing is in progress.</p> <p>4. EWS-B-04- Excavation work is in progress. Foundation PCC work is in progress. Footing RCC work is in progress. Columns up to plinth beam RCC work is in progress. Coal tar application for footing & below plinth columns is in progress.</p> <p>5. EWS-B-05- Excavation work is in progress.</p> <p>6. EWS-B-06 - Excavation work is in progress.</p>	Not started

PART B

POINT WISE COMPLIANCE STATUS

PART B

Point wise compliance status to various stipulations laid down by the Ministry in its Environment clearance letter no. SIA/MH/MIS/145521/2020 granted date – 31.03.2020, is as follows:

Sr. No	Condition	Status
A	Specific Conditions	
I.	PP to submit the certificate from planning authority regarding nodal STP is sufficient.	Noted. We have attached the certificate in Annexure-1
II.	Committee noted that, as sewer is directly connected to nodal STP, PP i.e local planning authority (CIDCO) to recycle that sewerage & use treated waste water for ushing, gardening etc. minimum to 65%.	Noted & will be adhered.
III.	PP to increase the solar energy saving to 5.2%	Noted. We will be increasing the use of solar energy up to 5.2%
IV.	PP to submit the CFO NOC.	Noted. The CFO NOC is attached in Annexure-2
V.	PP to provide mitigation measures like bio fencing etc. for noise pollution.	Noted. We have provided mitigation measures like bio fencing, such as tree plantation. The bio fencing will act as permanent noise mitigation measure even during operation phase.
VI.	The PP to get NOC from competent authority with reference to Thane creek flamingo sanctuary if the project site falls within 10 Km radius from the said sanctuary boundary. The planning authority to ensure fulfilment of this condition before granting CC.	Not applicable.
VII.	PP to ensure that CER plan gets approved from Municipal Commissioner.	Noted & CER plan has been sent to Collector, Raigad on 22.07.2020 & The District Collector & District Magistrate, Raigad dtd. 21.07.2020 & attached in Annexure-3
VIII.	PP Shall comply with Standard EC conditions mentioned in the Office Memorandum issued by MoEF& CC vide F.No.22-34/2018-IA.III dt.04.01.2019.	Noted & will be adhered.
IX.	SEIAA decided to grant EC for FS1:39861.461 m2, Non-FSI:54175.614 m2 and Total BUA: 94037.075 m2 (Plan Approval no-LOI no CIDCO/SR ARCH(BP-IHP)/2020/436/E-215)	Noted.

Sr. No	Condition	Status
	General Condition	
I.	E-waste shall be disposed through Authorized vendor as per E-waste (Management and Handling) Rules, 2016.	Noted & will be adhered.
II.	The Occupation Certificate shall be issued by the Local Planning Authority to the project only after ensuring sustained availability of drinking water and connectivity of the sewer line to the project site and proper disposal of treated water as per environment norms.	Noted & will be adhered.
III.	This environmental clearance is issued subject to obtaining NOC from Forestry & Wildlife angle including clearance from the standing committee of the National Board for Wildlife as if applicable & this environment clearance does not necessarily imply that Forestry & Wildlife clearance granted to the project which will be considered separately on merit.	This PMAY Housing site is located outside the boundary of environmentally sensitive area. Hence, to obtain clearance from standing committee of the National Board for Wildlife is not applicable.
IV.	PP has to abide by the conditions stipulated by SEAC & SEIAA	We observe strict compliance of conditions stipulated by SEAC & SEIAA.
V.	The height, Construction built up area of proposed construction shall be in accordance with the existing FSI/FAR norms of the urban local body & it should ensure the same along with survey number before approving layout plan & before according commencement certificate to proposed work. Plan approving authority should also ensure the zoning permissibility for the proposed project as per the approved development plan of the area.	Noted and adhered.
VI.	If applicable "Consent for Establishment" shall be obtained from Maharashtra Pollution Control Board under Air and Water Act and a copy shall be submitted to the Environment department before start of any construction work at the site.	Noted and will be adhered. We have obtained consent to Establish vide no. Format 1.0 / CAC-CELL / UAN No. 0000098361 /CE / 2102000395 Dated on 05.02.2021 (Attached in Enclosure- III)
VII.	All required sanitary and hygienic measures should be in place before starting construction activities and to be maintained throughout the construction phase.	Noted. We have provided sanitary and hygienic measures on the project site before starting the construction activity. Attached in Annexure-4.
VIII.	Adequate drinking water and sanitary facilities should be provided for Construction workers at the site. Provision should be made for mobile toilets. The safe disposal of wastewater and solid wastes generated	Drinking water and sanitary facilities have been provided for construction workers at the site. The waste water & solid waste

Sr. No	Condition	Status
	during the construction phase should be ensured.	generated will be disposed off through local authority of garbage collection vehicle. Attached in Annexure-5
IX.	The solid waste generated should be properly collected and segregated. Dry/inert solid waste should be disposed of to the approved sites for land filling after recovering recyclable material.	Noted & will be adhered.
X.	Disposal of muck during construction phase should not create any adverse effect on the neighboring communities and be disposed taking the necessary precautions for general safety and health aspects of people, only in approved sites with the approval of competent authority.	Noted & all necessary precautions taken.
XI.	Arrangement shall be made that waste water and storm water do not get mixed.	We will take care and make arrangements for the same.
XII.	All the topsoil excavated during construction activities should be stored for use in horticulture / landscape development within the project site.	Noted & will be adhered.
XIII.	Additional soil for leveling of the proposed site shall be generated within the sites (to the extent possible) so that natural drainage system of the area is protected and improved.	The soil for levelling will be used from within the site to the possible extent.
XIV.	Green Belt Development shall be carried out considering CPCB guidelines including selection of plant species and in consultation with the local DFO/ Agriculture Dept.	We will follow the CPCB norms for Green Belt Development.
XV.	Soil and ground water samples will be tested to ascertain that there is no threat to ground water quality by leaching of heavy metals and other toxic contaminants.	Complied. Analysis report is attached in Annexure-6 .
XVI.	Construction spoils, including bituminous material and other hazardous materials must not be allowed to contaminate watercourses and the dumpsites for such material must be secured so that they should not leach into the ground water.	Noted & will be adhered.
XVII.	Any hazardous waste generated during construction phase should be disposed off as per applicable rules and norms with necessary approvals of the Maharashtra Pollution Control Board.	Noted & will be adhered.
XVIII.	The diesel generator sets to be used during construction phase should be low sulphur diesel type and should conform to Environments (Protection) Rules prescribed for air and noise emission standards.	Good quality DG set are installed on construction site confirming to Environment (Protection) rules prescribed for air and noise emission standards.

Sr. No	Condition	Status
XIX.	The diesel required for operating DG sets shall be stored in underground tanks and if required, clearance from concern authority shall be taken.	As per Petroleum Act 1934 class B 2500 lit storage does not require license and our storage capacity does not exceed beyond the limit. Currently, we are storing in a separate godown with provision of firefighting equipment.
XX.	Vehicles hired for bringing construction material to the site should be in good condition. and should have a pollution check certificate and should conform to applicable air and noise emission standards and should be operated only during non-peak hours.	The hired vehicle for the transportation of material are in good condition and have a pollution check certificate and conforms to applicable air and noise emission standards and are operated only during non-peak hours.
XXI	Ambient noise levels should conform to residential standards both during day and night. Incremental pollution loads on the ambient air and noise quality should be closely monitored during construction phase. Adequate measures should be made to reduce ambient air and noise level during construction phase, so as to conform to the stipulated standards by CPCB/MPCB.	The noise level as well as air pollution is monitored regularly from MoEF/NABL recognized laboratory. Air & noise monitoring reports are attached in Annexure-6 .
XXII.	Fly ash should be used as building material in the construction as per the provisions of Fly Ash Notification of September 1999 and amended as on 27th August. 2003. (The above condition is applicable only if the project site is located within the 100Km of Thermal Power Stations)	Noted and fly ash is being used in concrete work.
XXIII.	Ready mixed concrete must be used in building construction.	Dedicated ready mixed concrete batching plant is established for the project
XXIV.	Storm water control and its re-use as per CGWB and BIS standards for various applications	Provision of Rain water harvesting is made.
XXV.	Water demand during construction should be reduced by use of pre-mixed concrete, curing agents and other best practices.	We are using premixed concrete to reduce the use of water and external curing agent are used in the project.
XXVI.	The ground water level and its quality should be monitored regularly in consultation with Ground Water Authority.	No ground water is being used for construction.
XXVII.	The installation of the Sewage Treatment Plant (STP) should be certified by an independent expert and a report in this regard should be submitted to the	As per EC condition, the sewer line of the project will be connected to nodal sewer network which is

Sr. No	Condition	Status
	MPCB and Environment department before the project is commissioned for operation. Treated effluent emanating from STP shall be recycled/refused to the maximum extent possible. Treatment of 100% gray water by decentralized treatment should be done. Necessary measures should be made to mitigate the odor problem from STP.	connected to Nodal STP of CIDCO at Kamothe Node.
XXVIII.	Permission to draw ground water and construction of basement if any shall be obtained from the competent Authority prior to construction/operation of the project.	We do not use ground water for any construction or drinking purposes. There is no basement construction.
XXIX.	Separation of grey and black water should be done by the use of dual plumbing line for separation of grey and black water	As per EC condition, sewer is to be directly connected to nodal STP, it is to be treated & treated waste water is to be used for flushing, gardening etc.
XXX.	Fixtures for showers, toilet flushing and drinking should be of low flow either by use of aerators or pressure reducing devices or sensor-based control.	Low Flow water efficient fixtures will be used to reduce pressure on water
XXXI.	Use of glass may be reduced up to 40% to reduce the electricity consumption and load on air conditioning. If necessary, use high quality double glass with special reflective coating in windows.	Noted and will be adhered
XXXII.	Roof should meet prescriptive requirement as per Energy Conservation Building Code by using appropriate thermal insulation material to fulfill requirement.	Noted and will be adhered
XXXIII.	Energy conservation measures like installation of CFLs /TFLs for the lighting the areas outside the building should be integral part of the project design and should be in place before project commissioning. Use CFLs and TFLs should be properly collected and disposed of /sent for recycling as per the prevailing guidelines/rules of the regulatory authority to avoid mercury contamination. Use of solar panels may be done to the extent possible like installing solar street lights, common solar water heaters system. Project proponent should install, after checking feasibility, solar plus hybrid non-conventional energy source as source of energy.	Noted. The energy conservation measures of the project are in confirmation of the ECBC-2006 and NBC 2016.
XXXIV.	Diesel power generating sets proposed as source of backup power for elevators and common area illumination during operation phase should be of enclosed type and conform to rules made under the Environment (Protection) Act, 1986. The height of	Noted and will be adhered.

Sr. No	Condition	Status
	stack of DG sets should be equal to the height needed for the combined capacity of all proposed DG sets. Use low sulphur diesel. The location of the DG sets may be decided with in consultation with Maharashtra Pollution Control Board.	
XXXV.	Noise should be controlled to ensure that it does not exceed the prescribed standards. During night-time the noise levels measured at the boundary of the building shall be restricted to the permissible levels lo comply with the prevalent regulations.	The noise level as well as air pollution is monitored regularly from MoEF/NABL recognized laboratory. Air & noise monitoring reports are enclosed.
XXXVI.	Traffic congestion near the entry and exit points from the roads adjoining the proposed project site must be avoided. Parking should be fully internalized, and no public space should be utilized.	There is no traffic congestion near the entry and exit points from the roads. Parking is fully internalized and no public space is being utilized.
XXXVI I.	Opaque wall should meet prescriptive requirement as per Energy Conservation Building Code, which is proposed to be mandatory for all air-conditioned spaces while it is aspiration for non-air-conditioned spaces by use of appropriate thermal insulation material to fulfil requirement	Not Applicable.
XXXVI II.	The building should have adequate distance between them to allow movement of fresh air and passage of natural light, air and ventilation	Noted & will be adhered.
XXXIX.	Regular supervision of the above and other measures for monitoring should be in place all through the construction phase, so as to avoid disturbance to the surroundings.	It is being followed.
XL.	Under the provisions of Environment (Protection) Act, 1986, legal action shall be initiated against the project proponent if it was found that construction of the project has been started without obtaining environmental clearance.	We have obtained environmental clearance & copy is attached herewith. (Refer Enclosure-II)
XLI.	Six monthly monitoring reports should be submitted to the Regional office MoEF, Bhopal with copy to this department and MPCB.	Complied. EC compliance report enclosed herewith.
XLII.	Project proponent shall ensure completion of STP, MSW disposal facility, green belt development prior to occupation of the buildings. As agreed during the SEIAA meeting, PP to explore possibility of utilizing excess treated water in the adjacent area for gardening before discharging it into sewer line No physical occupation or allotment will be given unless all above said environmental infrastructure is installed and made functional including water requirement.	Allotment/occupation will be given after installation of environment infrastructure.

Sr. No	Condition	Status
XLIII.	Wet garbage should be treated by Organic Waste Converter and treated waste (manure) should be utilized in the existing premises for gardening. And, no wet garbage will be disposed outside the premises. Local authority should ensure this	Yes, we will install Organic Waste Converter for composting of wet garbage.
XLIV.	Local body should ensure that no occupation certification is issued prior to operation of STP/MSW site etc. with due permission of MPCB	As per EC condition, the sewer line of the project will be connected to nodal sewer network which is connected to Nodal STP of CIDCO at Kamothe Node.
XLV.	A complete set of all the documents submitted to Department should be forwarded to the Local authority and MPCB	Noted and will be adhered.
XLVI.	In the case of any change(s) in the scope of the project, the project would require a fresh appraisal by tins Department.	Noted and will be adhered.
XLVII.	A separate environment management cell with qualified staff shall be set up for implementation of the stipulated environmental safeguards.	Noted & adhered.
XLVIII.	Separate funds shall be allocated for implementation of environmental protection measures/EMP along with item-wise breaks-up. This cost shall be included as part of the project cost. The funds earmarked for the environment protection measures shall not be diverted for other purposes and year wise expenditure should reported to the MPCB & this department.	Separate funds are allocated for implementation of EMP during construction phase and Operation phase. Find attached EMP report in Part II .
XLIX.	The project management shall advertise at least in two local newspapers widely circulated in the region around the project, one of which shall be in the Marathi language of the local concerned within seven days of issue of this letter, informing that the project has been accorded environmental clearance and copies of clearance letter are available with the Maharashtra Pollution Control Board and may also be seen at Website at http://parivesh.nic.in	Noted & adhered. Attached in Annexure-7
L.	Project management should submit half yearly compliance reports in respect of the stipulated prior environment clearance terms and conditions in hard & soft copies to the MPCB & this department, on 1st June & 1st December of each calendar year	Noted & adhered.
LI.	A copy of the clearance letter shall be sent by proponent to the concerned Municipal Corporation and the local NGO, if any, from whom suggestions/representations, if any, were received while processing the proposal. The clearance letter shall also be put on the website of the Company by	Complied. Attached in Annexure-8

Sr. No	Condition	Status
	the proponent	
LII.	The proponent shall upload the status of compliance of the stipulated EC conditions, including results of monitored data on their website and shall update the same periodically. It shall simultaneously be sent to the Regional Office of MoEF, the respective Zonal Office of CPCB and the SPCB. The criteria pollutant levels namely; SPM, RSPM, SO ₂ , NO _x (ambient levels as well as stack emissions) or critical sector parameters, indicated for the project shall be monitored and displayed at a convenient location near the main gate of the company in the public domain.	Noted & will be adhered. Environment monitoring report is Attached in Annexure-6
LIII.	The project proponent shall also submit six monthly reports on the status of compliance of the stipulated EC conditions including results of monitored data (both in hard copies as well as by e-mail) to the respective Regional Office of MoEF, the respective Zonal Office of CPCB and the SPCB	Complied. EC compliance report attached herewith.
LIV.	The environmental statement for each financial year ending 31st March in Form-V as is mandated to be submitted by the project proponent to the concerned State Pollution Control Board as prescribed under the Environment (Protection) Rules, 1986, as amended subsequently, shall also be put on the website of the company along with the status of compliance of EC conditions and shall also be sent to the respective Regional Offices of MoEF by e-mail.	Noted and will be complied.

PART C

ENCLOSURE NO.	ENCLOSURES
Enclosure 1	Data Sheet in Format with Part-I, Part-II & Part-III
Enclosure 2	Copy of Environmental Clearance
Enclosure 3	Copy of Consent to Establish

Ministry of Environment & Forest
Western Region, Regional Office, Nagpur.

PART- I

DATA SHEET

1.	Project type: River - valley/ Mining / Industry / Thermal / Nuclear / Other (specify)	:	“Proposed PMAY Housing Project”
2.	Name of the project	:	“Proposed PMAY Housing Project”
3.	Clearance letter (s) / OM No. and Date	:	Environmental clearance has been obtained from the MoEF as vide their ref. SIA/MH/MIS/145521/2020 granted date – 31.03.2020.
4.	Location	:	
	a. District (S)	:	Thane
	b. State (s)	:	Maharashtra
	c. Latitude/ Longitude	:	19.017566 N 73.081411 E
5.	Address for correspondence		
	a. Address of Concerned Project Chief Engineer (with pin code & Telephone / telex / fax numbers	:	M/s. CIDCO Plot no.2, Sector-39 at Mansarovar CBD Belapur, Navi Mumbai
6.	Salient features		
	a. of the project	:	PART –I
	b. of the environmental management plans	:	PART –II
7.	Breakup of the project area	:	Total Plot area- 96,862.94 sq. m Built up area- 94,037.075 Sq. m
	a. submergence area forest & non-forest	:	Not applicable. Since the proposal under reference is in developing part of the CIDCO
	b. Others	:	NA
8.	Break-up of the project affected Population with enumeration of Those losing houses / dwelling units Only agricultural land only, both Dwelling units & agricultural Land & landless labourers/artisan	:	There is no displacement of population due to project hence not applicable.
	a. SC, ST/Adivasis	:	Not Applicable
	b. Others (Please indicate whether these	:	Not Applicable

		Figures are based on any scientific And systematic survey carried out Or only provisional figures, it a Survey is carried out give details And years of survey)		
9.	Financial details		:	
	a.	Project cost as originally planned and subsequent revised estimates and the year of price reference :		
	1.	Total Cost of the Project	:	Rs. 251 Crores only
	b.	Allocation made for environmental management plans with item wise and year wise Break-up.	:	PART –II
	c.	Benefit cost ratio / Internal rate of Return and the year of assessment	:	Not Applicable
	d.	Whether (c) includes the cost of environmental management as shown in the above.	:	Yes
	e.	Actual expenditure incurred on the project so far	:	-
	f.	Actual expenditure incurred on the environmental management plans so far.		PART III
10.	Forest land requirement		:	Not Applicable
	a.	The status of approval for diversion of forest land for non-forestry use	:	Not Applicable
	b.	The status of clearing felling	:	Not Applicable
	c.	The status of compensatory afforestation, it any	:	Not Applicable
	d.	Comments on the viability & sustainability of compensatory afforestation program in the light of actual field experience so far	:	Not Applicable
11.	The status of clear felling in Non-forest areas (such as submergence area of reservoir,		:	Not Applicable
12.	Status of construction		:	Part A
	a.	Date of commencement (Actual and/or planned)	:	13.09.2019
	b.	Date of completion (Actual and/or planned)	:	-

13.	Reasons for the delay if the Project is yet to start		:	Not applicable since project activity is in progress
14	Dates of site visits		:	
	a.	The dates on which the project was monitored by the Regional Office on previous Occasions, if any	:	Not yet visited.
	b.	Date of site visit for this monitoring report	:	-
15.	Details of correspondence with Project authorities for obtaining Action plans/information on Status of compliance to safeguards Other than the routine letters for Logistic support for site visits)		:	Not Applicable

PART I**PROJECT DETAILS**

Name & Location	:	“Proposed PMAY Housing Project” at Plot no.2, Sector-39 at Mansarovar CBD Belapur, Navi Mumbai
Total Project cost	:	Rs. 251 Cr only.
Project infrastructure	:	“Proposed PMAY Housing Project”
	:	Total Plot area-96, 862.94 sq. m Built up area- 94,037.075 Sq. m
Water Requirement and Sources	:	During Construction Phase - From Tankers /Municipal Council water: 25 m ³ /day (Depending upon the activity) During Operational Phase - From Local authority water: 867.00 m ³ / day
Sewage generated	:	Building: 631 KLD
Power	:	During Construction Phase - 1. From MSEDCL: 125 KW Operational Phase - From MSEDCL connected load: 3,634.06 KW D.G Set of Capacity Commercial: 4 X 160 KVA & 1 X300 KVA (In case of power failure for critical load only)
Gaseous emissions	:	Pollutants like SPM, SO ₂ may arise from emissions from DG Sets will be connected to an appropriately designed vent.
Solid waste from: Operation Phase 1. Dry 2. Wet	:	Residential & Commercial 3524.04 kg /day. 2328.61 kg/day

PART II

ENVIRONMENT MANGEMENT PLAN

The work of development of PMAY housing project is in progress at Plot no. 2, Sector 39, Near Mansarovar Railway station, Kamothe, Navi Mumbai.

There are numerous issues likely to be developed at various stages of the project e.g. pre-construction, construction & operation, which could be addressed by preparing a compatible Environmental Management Plan (EMP) & its effective implementation. The environmental aspects such as air, water, noise, solid waste & socio-economic aspects etc. are considered for EMP.

The main aspect of EMP is to conserve the natural resources, minimize the waste generation, recycle & reuse of waste material, gardening & landscaping at open area to minimize pollution. It also includes project quality monitoring during operational phase.

Environmental management plan (EMP) is aimed at mitigating the possible adverse impact of project & to ensure to maintain the quality of environmen. The EMP converses all aspects of planning, construction & operation of the projects, which are relevant to the environment. It is essential to implement the EMP from the planning stage and then continuing it throughout the construction & operations phase. Therefore, the main objective of the EMP is to identify the projects specific activities that would have to be considered for investigation of the significant adverse impacts & the mitigation measures required.

During study of the environmental attributes, it was seen that all the aspects would be considered to promote the better development in case of future aspects of projects as well as environmental aspects.

❖ WATER MANAGEMENT:

Re-use of treated water :

- The sewerline from housing plot is directly connected to nodal STP. The sewage is treated at nodal STP & the treated waste water is used for flushing & gardening etc thus saving in domestic water.

Features of the design:

The sewerline of housing plot is connected to nodal sewerline which discharges into nodal STP.

Capacity of the nodal STP at Kamothe : 85 MLD

Treated effluent quality:

Treated effluent meets the most stringent of the standards Compact and Elegant. The system elegantly designed with the particular emphasis on compactness, aesthetics and ergonomics.

Parameters	Unit	Inlet Water Quality (Expected sewage quality)	Treated water quality
pH	NA	6.5-9.0	7-9
Oil & Grease	mg/l	10-20	5 or less
BOD	mg/l	50-200	5 or less
COD	mg/l	200-400	50 or less
TSS	mg/l	100-300	10 or less
Ammonical Nitrogen	mg/l	5-20	2 or less
Total Phosphorous	mg/l	6-8	1 or less
Fecal Coliform	MPN/100L	10^5 To 10^6	Less than or equal to 100
Total Nitrogen	mg/l	-	10 or less
Total Kjeldahl Nitrogen	mg/l	10-30	5 or less

Odor free Environment:

The system design ensure an odor free environment unlike competing systems.

Residuals:

Excess sludge from the biological treatment process is dewatered directly by using belt filters. This is preferred to other sludge drying methods for the following reasons:

- Saves 80 - 90% on electricity
- Easy to operate
- Hence, saves 80 - 90% on O & M cost
- Payback within 4 – 5 years
- No problem of flow fluctuations in holidays / vacations
- No secondary sludge
- Resembles a beautiful garden

Environmental Impacts and Life Cycle Assessment:

- Positive environmental impacts.
- Use of treated water for flushing & gardening, thus resulting conservation of domestic water.
- As the operation is essentially soundless, no adverse noise impacts will be created.

❖ RAIN WATER HARVESTING:

Rainwater Harvesting is implemented at the project site in the form of aquifer recharge i.e. the rainwater is collected in 02 no. of tanks having capacity of 160 m³ each and intentionally direct it underground to replenish the existing groundwater aquifer. However, water requirement for the project will not be met from groundwater.

Objective of rainwater harvesting :

- To utilize rain water available on the plot in direct way or indirect way to reduce the load on water supply system.
- To minimize the storm water drainage load to avoid water logging locally as well as on larger scale.

❖ AIR POLLUTION CONTROL :**• CONSTRUCTION PHASE:**

The project will contribute to rise dust level during construction phase. The concrete will be procured from outside source of Ready-Mix Plant. The excess excavated material from the building area will be used within the plot so that no nuisance dust is generated due to wind. Construction activities are not be allowed at night.

Precautions to be taken to reduce dust generation during construction phase are as follows:

- Dust covers will be provided on trucks that would be used for transportation of materials prone to fugitive dust emissions.
- Water sprinkling on ground and new constructions will be done at regular intervals to avoid dust generation.
- Vehicles used in construction activities like RMC vehicles, dumpers & trucks carrying raw materials etc. are being appointed only after valid PUC metering. Also, these engaged vehicles are regularly checked for vehicular emissions.
- Burning of solid wastes generated due to construction activities are strictly avoided at site.

• OPERATION PHASE:

The said project will not have any direct impact on air environment after completion.

Precautions to be taken to reduce air pollution after completion are as follows:

- The proposed project being housing project, the main source of air pollution is vehicular movement. The project proponents have proposed to provide adequate parking provision, which would help to reduce air pollution levels due to vehicular movement in the parking area.
- During operational phase, D.G. sets will be provided only in case of power failure for water pumps, fire pumps/ fire-fighting system, passenger lifts, partial lighting in common

lobbies/stairs, partial lighting in stilts/podium access roads etc. The DG sets provided will be complying with CPCB norms for air pollution.

- The project proponents have proposed green belt development i.e. tree plantation, which will act as a barrier against air pollution and will reduce the air pollution level within plot.

Emission during construction and operation will be as per the desirable limits of CPCB standards.

❖ **NOISE POLLUTION CONTROL :**

• **CONSTRUCTION PHASE:**

During construction phase, source of noise pollution will be due to operation of machinery Earthmoving Machinery Mini Hoist Crane, Hoist Crane, Concrete mini mixer, Weight batcher etc. as well as transportation of vehicles. This will cause nuisance to the occupants of the nearby area. The project proponent has agreed to take precaution to control noise pollution as mentioned under:

- Barricading along the periphery of site
- High noise generating construction activities will be carried out only during daytime as per MoEF guidelines.
- Encouraging use of electrically operated construction equipment.
- Workers working near high noise construction machinery would be supplied with ear muffs/ear plugs.

• **OPERATION PHASE:**

- The proposed project being housing project, the main source of noise is vehicular movement only. The project proponents have proposed to provide adequate parking provision, which would help to reduce noise levels due to vehicular movement in the parking area.
- The project proponents have proposed compound wall and green belt development i.e. tree plantation, which will act as noise barrier and will reduce the noise level within plot.
- Canopies will be provided to the mechanical devices to reduce noise and vibration. There will not be any considerable impact on the ambient air quality around the project site as CPCB approved DG sets along with acoustic room will be developed.

❖ **SOLID WASTE MANAGEMENT :**

• **CONSTRUCTION PHASE:**

Solid waste at the construction site is generated mainly due to excavation in the form of rubble and soil. This excavated soil and rubble would be used for backfilling & levelling within the plot.

The Biodegradable and non-biodegradable soil waste generated at site are segregated at source & discarded in two separate bins as it helps in effective treatment & disposal of these wastes within the site.

• **OPERATION PHASE:**

Solid waste generated in the society are domestic wastes & are separated as dry and wet components. As far as possible, the dry waste like paper, cardboard boxes, thermocol packing, plastic, etc. are sent to scrap vendor for recycling purpose. However, wet waste, which is biodegradable, shall be converted to bio-compost by adopting aerobic composting method.

The bio-degradable solid waste from domestic sources are treated well within the premises in Organic Waste Converter (OWC). The resulting compost can be used as a soil conditioner or fertilizer, reducing the need for chemical fertilizers and helping in sustainable waste management.

Solid Waste generation - 3524.04 Kg/day

Bio-Degradable waste – 2328.61 kg/day.

Biodegradable and non-biodegradable waste will be segregated at source. Dry waste will be sent for recycling and wet waste will be treated in OWC for composting within the plot.

❖ **GREEN BELT DEVELOPMENT**

The project proponent has proposed to develop landscaping/ gardens by planting native tree within the plot. These green belts serve multiple purposes, such as improving the environment, reducing air & noise pollution and providing recreational areas.

ENERGY CONSERVATION:

Energy conservation measures are often the easiest, quickest and cheapest way to reduce costs and be environmentally pro-active. Energy conservation program will be implemented through measures taken both on energy demand and supply. It is focused during the complex planning and operation stages. The conservation efforts would consist of the following:

Measures to reduce energy consumption-

- Minimize use of air conditioning so as to use of architectural design.
- Maximize the use of natural lighting and ventilation through planning & designing.
- Purchase of energy efficient appliances- Energy Star-certified appliances use 10–50% less energy than standard models.
- Constant monitoring of energy consumption and defining targets for energy conservation. Energy monitoring will be done with the help of Energy meters.

- Adjusting the settings and illumination levels to ensure minimum energy used for desired comfort levels. Design based on lux level calculations.
- Use of compact fluorescent lamps and low voltage lighting.
- Sunscreen films on windows to reduce heating inside the buildings.
- Awareness on energy conservation will be raised among the users of the building in the complex.
- Use of windmills to cover-up the part lighting load of common area.

Maximum priority is given for placement of solar panels on top terraces. At appurtenant spaces, common lighting are proposed to use unconventional energy.

ARCHITECTURAL DESIGNS :

- Maximum ground is covered by green patches to reduce reflection of heat from ground surface.
- Shade giving trees are proposed around the condominium especially on South & west side to cast shadow on the ground & building.
- By accommodating maximum parking area are covered parking, heat generation due to vehicle is compressed below the building.
- Thermal paint application is proposed for external walls which reduce & reflect heat. Direct exposure to sun is reduced by proposing double height terraces & double wall external walls. Adequate sunshades are proposed.

Thermal Characteristics of the building envelop:

- a) Terraces will be treated with a layer of block bat coba for reduction in heat gain through roof.
- b) Overhang projections & horizontal band of 0.3m will be provided around the windows which will be reducing solar heat gain assures maximum natural light and ventilation in the buildings.
- c) External shading is prominently use in the complex intercepts solar heat before it reaches the glass /wall.
- d) External walls are 230 mm. colored with slightly tinted colors to reduce solar heat gain & will reflect heat.
- e) Friendly acrylic paint.

❖ ENVIROMENTAL AND SAFETY CARE:

The project proponents shall follow all the safety rules and regulation as prescribed by regulatory authority as under-

Fire and general safety Measures: The system is having

- Fire Hydrant System
- Fire alarm System Manual
- Portable Fire Extinguishers
- Fire Alarm System
- Manual Call Point cum Hooter with microphone on each landing.
- Talk Back Public Address System Panel at Parking.

➤ Portable Fire Extinguishers – At lift room, meter board, parking transformer room.

CONSTRUCTION PHASE:

➤ Fire Protection equipment's like sand Buckets and extinguishes will be installed whenever it required.

WATER LOGGING:

The projects proponent has made proper storm water drainage arrangement and rainwater harvesting will be implemented within premises. Hence water logging will be less.

❖ FUNCTIONS OF ENVIRONMENTAL MANAGEMENT CELL:

➤ FORMATION OF ENVIRONMENTAL MANAGEMENT CELL:

Monitoring and feedback becomes essential to ensure that the mitigation measures planned by way of environmental protection management cell comprising senior officials may be constituted.

To maintain the EMP, a structured Environmental Management Cell (EMC) interwoven with the existing management system will be created. EMC will undertake regular monitoring of the environment and conduct yearly audit of the environmental performance during the construction of the project. It will also check that the stipulated measures are being satisfactorily implemented and operated. It shall also co-ordinate with local authorities to see that all environmental measures are well coordinated.

EMC will perform following functions:

- Monthly review of environmental problems and monitoring of installation / performances / maintains of pollution control measures.
- Enforcement of latest rules and regulation under relevant Environmental protection acts.
- Preparation of budgetary estimates to seek sanctions for new pollutions control measures if required and/or up-gradation of existing ones based on new technologies.
- Emergency planning.
- EMC shall meet at least once a month and take stock of progress of work relating to decision taken and targets set in the previous meeting.

FORMATION OF TASK FORCE

A task force having organizational set-up comprising staff of various grades shall be constituted. The task force will ensure following tasks:

- Monitoring activities within core & buffer zone.
- Monitoring of efficiency of pollution control schemes.
- Preparation of maintenance schedule of STP & composting plant and ensures that is followed strictly.
- Inspection and regular cleaning of draining system.
- Green- belt development.
- Water and energy conservation.
- Good housekeeping.
- Apprising EMC on regular basis.

❖ MONITORING PROGRAM:

A comprehensive environmental monitoring program that has been prepared for the implementation in the proposed residential complex, will be strictly followed to ensure the success of environmental management activities.

It is proposed to carry out environmental monitoring work at MoEF recognized laboratory. They will assign the work for carrying environmental audit for each year. Also environmental awareness program shall be conducted on regular basis.

PART –III

ALLOCATIONS MADE FOR ENVIRONMENTAL MANAGEMENT PLANS

During Construction Phase:

Sr. No	Project	Total Cost (Rs. Lakhs)
1	Site Safety (Barricading)	6
2	Water for Dust Suppression	2
3	Ambient Air Quality Monitoring	3
4	Water Tanker for Construction	4
5.	Drinking water Analysis	4
6.	Site Sanitation	2
7	Set up of Gardening	3
8	Health Check Up of workers	6
9	First Aid Facilities	4
10	Personal Protective Equipment	2
Total Cost		36

During Operation Phase:

Sr. No	Project	Capital Cost (Rs. Lakhs)	O & M Cost/Year (Rs. Lakhs)
1	Environment Monitoring	-	06
2	Rainwater harvesting system	08	1
3	Green Belt Development	19	4
4	Solid Waste Management	32	7
5.	Energy Saving Measures	24.06	5
Total cost		83.06	23

ENCLOSURE NO. II

COPY OF ENVIRONMENTAL CLEARANCE

STATE LEVEL ENVIRONMENT IMPACT ASSESSMENT AUTHORITY

No. SIA/MH/MIS/145521/2020
Environment Department
Room No. 217, 2nd Floor,
Mantralaya, Mumbai- 400032.
Date: 31.03.2020.

To,

**City and Industrial Development
Corporation of Maharashtra Limited (CIDCO)**
6th Floor, CIDCO Bhavan,
C. B.D. - Belapur, Navi Mumbai

Subject : Environment Clearance for Construction of PMAY affordable housing scheme at plot no. 2, Sector no. 39 at Mansarovar by CIDCO CBD BELAPUR Navi Mumbai.

Reference : Application no. SIA/MH/MIS/145521/2020

This has reference to your communication on the above mentioned subject. The proposal was considered by the SEAC - 2 in its 131st meeting under screening category 8 (a) B2 as per EIA Notification, 2006 and recommend to SEIAA. Proposal then considered in 197th meeting of State Level Environment Impact Assessment Authority (SEIAA).

2. Brief Information of the project submitted by you is as below:-

Total Plot Area	Total plot Area 96862.94 sq.m Deduction 14529.441 sq.m Net Plot Area 82333.499 sq.m	
FSI	39861.461 sq.m	
Non FSI	54175.614 sq.m	
Total Built up Area	940370.75 sq.m	
Building Configuration	1. EWS TYPE B – 11 Buildings – G + 14 UPPER RESIDENTIAL FLOORS 2. Commercial Area – 70 Shops	
Total Population	5985	
Water Requirement	867 KLD/Day	
Sewer Generation	631 KLD	
STP Capacity & Technology	Sewage generated will be treated at Nodal STP of CIDCO	
STP Location	Nodal STP	
RG required & Provided	Required - 14529.441 sq.m.	
	Provided - 15642.634 sq.m.	
Mother Earth	15642.634 Sqm	
Energy Requirement	Connected Load	3,634.06
	Demand Load	2,422.71
Energy Saving	Total	714 kW
	Solar	143 kW

(Total)					
No of DG sets & Capacity	4 No 160 kVA & 1No. 300kVA				
Solid waste Generation	3524.04 kg/day				
Bio Degradable Waste	2328.61 kg/day				
OWC Capacity	--				
Parking	PARKING STATEMENT				
		TYPE	NO. OF TENS.	PARKING REQUIRED	PARKING PROVIDED
	1	EWS TYPE B	1155	289	280
	2	PARKING FOR DIFFRENTLY ABLE	2 PER TOWER		22
		TOTAL RESIDENTIAL PARKING			302
	4	10% VISITOR		29	29
	5	SHOPS (3764 IN SQ.M.)	1 PER 80 SQ.M.	47	47
	6	TOTAL		365	378
	7	10% OF TWO WHEELER PARKING REQUIRED		29	32
	EMP Cost Capital	36 Lakhs during Construction 83.06 lakhs During Operation & O & M Cost (Lakhs /annum)-23 lakhs			
Rainwater Harvesting	2 Nos				
No of Pits & Size of Pits	2 Nos of tank capacity 160m3				
Details of UGT- No & Capacity	2 Nos 160cum				
CER	1.5 % of the Total Project Cost				

3. The proposal has been considered by SEIAA in its 197th meeting and decided to accord Environment Clearance to the said project under the provisions of Environment Impact Assessment Notification, 2006 subject to implantation of following terms and conditions-

Specific Conditions:

- I. PP to submit the certificate from planning authority regarding nodal STP is sufficient.
- II. Committee noted that, as sewer is directly connected to nodal STP, PP i.e local planning authority (CIDCO) to recycle that sewerage & use treated waste water for flushing, gardening etc minimum to 65%
- III. PP to increase the solar energy saving to 5.2 %.
- IV. PP to submit the CFO NoC.
- V. PP to provide mitigation measures like bio fencing etc. for noise pollution.
- VI. The PP to get NOC from competent authority with reference to Thane creek flamingo sanctuary if the project site falls within 10 Km radius from the said sanctuary boundary. The planning authority to ensure fulfilment of this condition before granting CC.
- VII. PP to ensure that CER plan gets approved from Municipal Commissioner.
- VIII. PP Shall comply with Standard EC conditions mentioned in the Office Memorandum issued by MoEF & CC vide F.No.22-34/2018-IA.III dt.04.01.2019.

- IX. SEIAA decided to grant EC for FSI:39861.461 m², Non-FSI:54175.614 m² and Total BUA: 94037.075 m² (Plan Approval no-LOI no CIDCO/SR ARCH(BP-IHP)/2020/436/E-215)

General Conditions:


- I. E-waste shall be disposed through Authorized vendor as per E-waste (Management and Handling) Rules, 2016.
- II. The Occupancy Certificate shall be issued by the Local Planning Authority to the project only after ensuring sustained availability of drinking water, connectivity of sewer line to the project site and proper disposal of treated water as per environmental norms.
- III. This environmental clearance is issued subject to obtaining NOC from Forestry & Wild life angle including clearance from the standing committee of the National Board for Wild life as if applicable & this environment clearance does not necessarily implies that Forestry & Wild life clearance granted to the project which will be considered separately on merit.
- IV. PP has to abide by the conditions stipulated by SEAC& SEIAA.
- V. The height, Construction built up area of proposed construction shall be in accordance with the existing FSI/FAR norms of the urban local body & it should ensure the same along with survey number before approving layout plan & before according commencement certificate to proposed work. Plan approving authority should also ensure the zoning permissibility for the proposed project as per the approved development plan of the area.
- VI. If applicable Consent for Establishment" shall be obtained from Maharashtra Pollution Control Board under Air and Water Act and a copy shall be submitted to the Environment department before start of any construction work at the site.
- VII. All required sanitary and hygienic measures should be in place before starting construction activities and to be maintained throughout the construction phase.
- VIII. Adequate drinking water and sanitary facilities should be provided for construction workers at the site. Provision should be made for mobile toilets. The safe disposal of wastewater and solid wastes generated during the construction phase should be ensured.
- IX. The solid waste generated should be properly collected and segregated. Dry/inert solid waste should be disposed of to the approved sites for land filling after recovering recyclable material.
- X. Disposal of muck during construction phase should not create any adverse effect on the neighbouring communities and be disposed taking the necessary precautions for general safety and health aspects of people, only in approved sites with the approval of competent authority.
- XI. Arrangement shall be made that waste water and storm water do not get mixed.
- XII. All the topsoil excavated during construction activities should be stored for use in horticulture / landscape development within the project site.
- XIII. Additional soil for levelling of the proposed site shall be generated within the sites (to the extent possible) so that natural drainage system of the area is protected and improved.
- XIV. Green Belt Development shall be carried out considering CPCB guidelines including selection of plant species and in consultation with the local DFO/ Agriculture Dept.
- XV. Soil and ground water samples will be tested to ascertain that there is no threat to ground water quality by leaching of heavy metals and other toxic contaminants.
- XVI. Construction spoils, including bituminous material and other hazardous materials must not be allowed to contaminate watercourses and the dumpsites for such material must be secured so that they should not leach into the ground water.
- XVII. Any hazardous waste generated during construction phase should be disposed of as per applicable rules and norms with necessary approvals of the Maharashtra Pollution Control Board.
- XVIII. The diesel generator sets to be used during construction phase should be low sulphur diesel type and should conform to Environments (Protection) Rules prescribed for air and noise emission standards.
- XIX. The diesel required for operating DG sets shall be stored in underground tanks and if required, clearance from concern authority shall be taken.

- XX. Vehicles hired for bringing construction material to the site should be in good condition and should have a pollution check certificate and should conform to applicable air and noise emission standards and should be operated only during non-peak hours.
- XXI. Ambient noise levels should conform to residential standards both during day and night. Incremental pollution loads on the ambient air and noise quality should be closely monitored during construction phase. Adequate measures should be made to reduce ambient air and noise level during construction phase, so as to conform to the stipulated standards by CPCB/MPCB.
- XXII. Fly ash should be used as building material in the construction as per the provisions of Fly Ash Notification of September 1999 and amended as on 27th August, 2003. (The above condition is applicable only if the project site is located within the 100Km of Thermal Power Stations).
- XXIII. Ready mixed concrete must be used in building construction.
- XXIV. Storm water control and its re-use as per CGWB and BIS standards for various applications.
- XXV. Water demand during construction should be reduced by use of pre-mixed concrete, curing agents and other best practices referred.
- XXVI. The ground water level and its quality should be monitored regularly in consultation with Ground Water Authority.³
- XXVII. The installation of the Sewage Treatment Plant (STP) should be certified by an independent expert and a report in this regard should be submitted to the MPCB and Environment department before the project is commissioned for operation. Discharge of this unused treated effluent, if any should be discharge in the sewer line. Treated effluent emanating from STP shall be recycled/ reused to the maximum extent possible. Discharge of this unused treated effluent, if any should be discharge in the sewer line. Treatment of 100% grey water by decentralized treatment should be done. Necessary measures should be made to mitigate the odour problem from STP.
- XXVIII. Permission to draw ground water and construction of basement if any shall be obtained from the competent Authority prior to construction/operation of the project.
- XXIX. Separation of grey and black water should be done by the use of dual plumbing line for separation of grey and black water.
- XXX. Fixtures for showers, toilet flushing and drinking should be of low flow either by use of aerators or pressure reducing devices or sensor based control.
- XXXI. Use of glass may be reduced up to 40% to reduce the electricity consumption and load on air conditioning. If necessary, use high quality double glass with special reflective coating in windows.
- XXXII. Roof should meet prescriptive requirement as per Energy Conservation Building Code by using appropriate thermal insulation material to fulfil requirement.
- XXXIII. Energy conservation measures like installation of CFLs /TFLs for the lighting the areas outside the building should be integral part of the project design and should be in place before project commissioning. Use CFLs and TFLs should be properly collected and disposed of /sent for recycling as per the prevailing guidelines/rules of the regulatory authority to avoid mercury contamination. Use of solar panels may be done to the extent possible like installing solar street lights, common solar water heaters system. Project proponent should install, after checking feasibility, solar plus hybrid non-conventional energy source as source of energy.
- XXXIV. Diesel power generating sets proposed as source of backup power for elevators and common area illumination during operation phase should be of enclosed type and conform to rules made under the Environment (Protection) Act, 1986. The height of stack of DG sets should be equal to the height needed for the combined capacity of all proposed DG sets. Use low sulphur diesel. The location of the DG sets may be decided with in consultation with Maharashtra Pollution Control Board.
- XXXV. Noise should be controlled to ensure that it does not exceed the prescribed standards. During night-time the noise levels measured at the boundary of the building shall be restricted to the permissible levels to comply with the prevalent regulations.
- XXXVI. Traffic congestion near the entry and exit points from the roads adjoining the proposed project site must be avoided. Parking should be fully internalized and no public space should be utilized.

- XXXVII. Opaque wall should meet prescriptive requirement as per Energy Conservation Building Code, which is proposed to be mandatory for all air-conditioned spaces while it is aspiration for non-air-conditioned spaces by use of appropriate thermal insulation material to fulfil requirement.
- XXXVIII. The building should have adequate distance between them to allow movement of fresh air and passage of natural light, air and ventilation.
- XXXIX. Regular supervision of the above and other measures for monitoring should be in place all through the construction phase, so as to avoid disturbance to the surroundings.
 - XL. Under the provisions of Environment (Protection) Act, 1986, legal action shall be initiated against the project proponent if it was found that construction of the project has been started without obtaining environmental clearance.
 - XLI. Six monthly monitoring reports should be submitted to the Regional office MoEF, Bhopal with copy to this department and MPCB.
 - XLII. Project proponent shall ensure completion of STP, MSW disposal facility, green belt development prior to occupation of the buildings. As agreed during the SEIAA meeting, PP to explore possibility of utilizing excess treated water in the adjacent area for gardening before discharging it into sewer line. No physical occupation or allotment will be given unless all above said environmental infrastructure is installed and made functional including water requirement in Para 2. Prior certification from appropriate authority shall be obtained.
 - XLIII. Wet garbage should be treated by Organic Waste Converter and treated waste (manure) should be utilized in the existing premises for gardening. And, no wet garbage will be disposed outside the premises. Local authority should ensure this.
 - XLIV. Local body should ensure that no occupation certification is issued prior to operation of STP/MSW site etc. with due permission of MPCB.
 - XLV. A complete set of all the documents submitted to Department should be forwarded to the Local authority and MPCB.
 - XLVI. In the case of any change(s) in the scope of the project, the project would require a fresh appraisal by this Department.
 - XLVII. A separate environment management cell with qualified staff shall be set up for implementation of the stipulated environmental safeguards.
 - XLVIII. Separate funds shall be allocated for implementation of environmental protection measures/EMP along with item-wise breaks-up. These cost shall be included as part of the project cost. The funds earmarked for the environment protection measures shall not be diverted for other purposes and year-wise expenditure should reported to the MPCB & this department.
 - XLIX. The project management shall advertise at least in two local newspapers widely circulated in the region around the project, one of which shall be in the Marathi language of the local concerned within seven days of issue of this letter, informing that the project has been accorded environmental clearance and copies of clearance letter are available with the Maharashtra Pollution Control Board and may also be seen at Website at <http://parivesh.nic.in>
 - L. Project management should submit half yearly compliance reports in respect of the stipulated prior environment clearance terms and conditions in hard & soft copies to the MPCB & this department, on 1st June & 1st December of each calendar year.
 - LI. A copy of the clearance letter shall be sent by proponent to the concerned Municipal Corporation and the local NGO, if any, from whom suggestions/representations, if any, were received while processing the proposal. The clearance letter shall also be put on the website of the Company by the proponent.
 - LII. The proponent shall upload the status of compliance of the stipulated EC conditions, including results of monitored data on their website and shall update the same periodically. It shall simultaneously be sent to the Regional Office of MoEF, the respective Zonal Office of CPCB and the SPCB. The criteria pollutant levels namely; SPM, RSPM, SO₂, NO_x (ambient levels as well as stack emissions) or critical sector parameters, indicated for the project shall be monitored and displayed at a convenient

location near the main gate of the company in the public domain.

- LIII. The project proponent shall also submit six monthly reports on the status of compliance of the stipulated EC conditions including results of monitored data (both in hard copies as well as by e-mail) to the respective Regional Office of MoEF, the respective Zonal Office of CPCB and the SPCB.
- LIV. The environmental statement for each financial year ending 31st March in Form-V as is mandated to be submitted by the project proponent to the concerned State Pollution Control Board as prescribed under the Environment (Protection) Rules, 1986, as amended subsequently, shall also be put on the website of the company along with the status of compliance of EC conditions and shall also be sent to the respective Regional Offices of MoEF by e-mail.
4. The environmental clearance is being issued without prejudice to the action initiated under EP Act or any court case pending in the court of law and it does not mean that project proponent has not violated any environmental laws in the past and whatever decision under EP Act or of the Hon'ble court will be binding on the project proponent. Hence this clearance does not give immunity to the project proponent in the case filed against him, if any or action initiated under EP Act.
5. In case of submission of false document and non-compliance of stipulated conditions, Authority/ Environment Department will revoke or suspend the Environment clearance without any intimation and initiate appropriate legal action under Environmental Protection Act, 1986.
6. The Environment department reserves the right to add any stringent condition or to revoke the clearance if conditions stipulated are not implemented to the satisfaction of the department or for that matter, for any other administrative reason.
7. Validity of Environment Clearance: The environmental clearance accorded shall be valid as per EIA Notification, 2006, amended time to time.
8. In case of any deviation or alteration in the project proposed from those submitted to this department for clearance, a fresh reference should be made to the department to assess the adequacy of the condition(s) imposed and to incorporate additional environmental protection measures required, if any.
9. The above stipulations would be enforced among others under the Water (Prevention and Control of Pollution) Act, 1974, the Air (Prevention and Control of Pollution) Act, 1981, the Environment (Protection) Act, 1986 and rules there under, Hazardous Wastes (Management and Handling) Rules, 1989 and its amendments, the public Liability Insurance Act, 1991 and its amendments.
10. Any appeal against this Environment clearance shall lie with the National Green Tribunal (Western Zone Bench, Pune), New Administrative Building, 1st Floor, D - Wing, Opposite Council Hall, Pune, if preferred, within 30 days as prescribed under Section 16 of the National Green Tribunal Act, 2010.


Anil Diggikar
(Member Secretary, SEIAA)

Copy to:

1. Shri Johnny Joseph, Chairman, SEIAA.
2. Secretary, MoEF & CC
3. IA- Division MOEF & CC
4. Member Secretary, Maharashtra Pollution Control Board, Mumbai.
5. Regional Office MoEF & CC, Nagpur
6. District Collector, Raigad.
7. Commissioner, Panvel Municipal Corporation.
8. Regional Officer, Maharashtra Pollution Control Board, Raigad.

ENCLOSURE NO. III

COPY OF CONSENT TO ESTABLISH



Maharashtra Pollution Control Board

601d2cf81365dd57617a88ab

MAHARASHTRA POLLUTION CONTROL BOARD

Tel: 24010706/24010437
Fax: 24023516
Website: <http://mpcb.gov.in>
Email: cac-cell@mpcb.gov.in



Kalpataru Point, 2nd and
4th floor, Opp. Cine Planet
Cinema, Near Sion Circle,
Sion (E), Mumbai-400022

No:- Format1.0/CAC-CELL/UAN No.0000098361/CE - 2102000395

Date: 05/02/2021

To,
M/s CITY AND INDUSTRIAL DEVELOPMENT
CORPORATION OF MAHARASHTRA LIMITED
(CIDCO), Plot No. 2, Sector -
39, Mansarovar, Navi Mumbai,
Dist. Raigad.

Sub: Grant of Consent to Establish for construction of 11 Nos. of Residential buildings & 70 Nos. of Shops under Pradhan Mantri Awas Yojana (PMAY) under Red Category

Ref: 1. Environment Clearance accorded by Env. Dept GoM vide No.
SIA/MH/MIS/145521/2 020 dtd. 31/03/2020.
2. Minutes of Consent Appraisal Committee meeting held on 19/12/2020.

Your application NO. MPCB-CONSENT-0000098361

For: grant of Consent to Establish under Section 25 of the Water (Prevention & Control of Pollution) Act, 1974 & under Section 21 of the Air (Prevention & Control of Pollution) Act, 1981 and Authorization / Renewal of Authorization under Rule 6 of the Hazardous & Other Wastes (Management & Transboundary Movement) Rules 2016 is considered and the consent is hereby granted subject to the following terms and conditions and as detailed in the schedule I, II, III & IV annexed to this order:

- The Consent to Establish is granted for a period upto commissioning of project or up to 5 year whichever is earlier.**
- The capital investment of the project is Rs.251 Crs. (As per undertaking submitted by pp).**
- The Consent to Establish is valid for construction of 11 Nos. of Residential buildings & 70 Nos. of Shops under Pradhan Mantri Awas Yojana (PMAY) of M/s CITY AND INDUSTRIAL DEVELOPMENT CORPORATION OF MAHARASHTRA LIMITED (CIDCO) at plot bearing Plot No. 2, Sector - 39, Mansarovar, Navi Mumbai, Dist. Raigad on total plot area 96,862.94 sq. mtrs. for total construction BUA 9,40,370.75 sq. mtrs. as per Environment Clearance granted dated 31/03/2020 and construction permission issued by Local Body including utilities and services.**
- Conditions under Water (P&CP), 1974 Act for discharge of effluent:**

Sr No	Description	Permitted (in CMD)	Standards to	Disposal
1.	Trade effluent	Nil	NA	NA
2.	Domestic effluent	467	As per Schedule - I	Sent to CIDCO's 85 MLD Nodal STP at Sector 32, Kamothe

CITY AND INDUSTRIAL DEVELOPMENT CORPORATION OF MAHARASHTRA LIMITED/CE/UAN No.MPCB-
CONSENT-0000098361

Page 1 of 8



Maharashtra Pollution Control Board

601d2cf81365dd57617a88ab

5. Conditions under Air (P& CP) Act, 1981 for air emissions:

Stack No.	Description of stack / source	Number of Stack	Standards to be achieved
S-1 to S-5	DG Sets (4 x 160 & 300 KVA)	5	As per Schedule -II

6. Conditions under Solid Waste Rules, 2016:

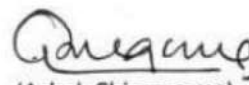
Sr No	Type Of Waste	Quantity & UoM	Treatment	Disposal
1	Non Biodegradable Waste	3524.04 Kg/Day	Segregation	Auth. vendor/ Local Body
2	Biodegradable waste	2328.61 Kg/Day	OWC followed by composting	Used as Manure
3	STP Sludge	100 Kg/Day	Drying	Used as Manure

7. Conditions under Hazardous & Other Wastes (M & T M) Rules 2016 for treatment and disposal of hazardous waste:

Sr No	Category No.	Quantity	UoM	Treatment	Disposal
1	5.1 Used /spent oil	100	Ltr/A	Recycle	Sale to Auth. Party/ Recycler

- 8 This Board reserves the right to review, amend, suspend, revoke etc. this consent and the same shall be binding on the industry.
- 9 This consent should not be construed as exemption from obtaining necessary NOC/ permission from any other Government agencies.
- 10 PP shall make arrangements for collection & pumping of the domestic effluent for sending to CIDCO's 85 MLD Nodal STP at Sector 32, Kamothe for treatment & disposal. Also, necessary pumping & pipeline arrangements for the recycling of treated sewage for flushing & gardening shall be made.
- 11 PP shall ensure to achieve treated domestic effluent BOD standards 10 mg/l.
- 12 PP shall recycle/ reuse 60% of treated domestic effluent for toilet flushing, firefighting and apply remaining for construction activities till commissioning and/ or on land for gardening purpose by providing dual pumping arrangements for fresh water & recycled treated water with water metering system.
- 13 PP shall install Composting facility for the treatment of Biodegradable waste and compost obtained shall be used as manure for gardening.
- 14 PP shall submit Bank Guarantee of Rs. 25 Lakh towards compliance of Environment Clearance & Consent to Establish conditions.
- 15 PP shall carry out traffic impact assessment of the proposed development.

For and on behalf of the
Maharashtra Pollution Control Board.


(Ashok Shingare IAS),
Member Secretary

Received Consent fee of -

Sr.No	Amount(Rs.)	Transaction/DR.No.	Date	Transaction Type
1	502000.00	MPCB-DR-2414	27/10/2020	RTGS



Maharashtra Pollution Control Board

601d2cf81365dd57617a88ab

Copy to:

1. Regional Officer, MPCB, Raigad and Sub-Regional Officer, MPCB, Raigad I
- They are directed to ensure the compliance of the consent conditions.
2. Chief Accounts Officer, MPCB, Sion, Mumbai
3. CC-CAC Desk- for record & website updating purpose.





SCHEDULE-I

Terms & conditions for compliance of Water Pollution Control:

- 1) A) As per your application, you have proposed to send 467 CMD domestic effluent to CIDCO's existing 85 MLD MBBR technology based Nodal STP at Sector 32, Kamothe for treatment & disposal.
- B) The Applicant shall operate the sewage treatment plant (STP) to treat the sewage so as to achieve the following standards prescribed by the Board or under EP Act, 1986 and Rules made there under from time to time, whichever is stringent.

Sr. No.	Parameters	Standards prescribed by Board
		Limiting Concentration in mg/l, except for pH
1.	pH	5.5-9.0
2.	Bio-Chemical Oxygen Demand (BOD)	10
3.	Chemical Oxygen Demand (COD)	50
4.	Nitrogen Total	10
5.	Phosphorus-Total(For Discharge into Ponds,Lakes)	1.0
6.	Fecal Coliform (FC) (Most Probable)	Desirable-100 Permissible-230

- C) The treated domestic effluent shall be 60% recycled/ reused for toilet flushing, firefighting and apply remaining for construction activities till commissioning and/ or on land for gardening purpose by providing dual pumping arrangements for fresh water & recycled treated water with water metering system.
- 2) The Board reserves its rights to review plans, specifications or other data relating to plant setup for the treatment of waterworks for the purification thereof & the system for the disposal of sewage or trade effluent or in connection with the grant of any consent conditions. The Applicant shall obtain prior consent of the Board to take steps to establish the unit or establish any treatment and disposal system or and extension or addition thereto.
- 3) The industry shall ensure replacement of pollution control system or its parts after expiry of its expected life as defined by manufacturer so as to ensure the compliance of standards and safety of the operation thereof.
- 4) **The Applicant shall comply with the provisions of the Water (Prevention & Control of Pollution) Act,1974 and as amended, and other provisions as contained in the said act.**

Sr. No.	Purpose for water consumed	Water consumption quantity (CMD)
1.	Industrial Cooling, spraying in mine pits or boiler feed	0.00
2.	Domestic purpose	467.00
3.	Processing whereby water gets polluted & pollutants are easily biodegradable	400.00
4.	Processing whereby water gets polluted & pollutants are not easily biodegradable and are toxic	0.00

- 5) The Applicant shall provide Specific Water Pollution control system as per the conditions of EP Act, 1986 and rule made there under from time to time.



SCHEDULE-II

Terms & conditions for compliance of Air Pollution Control:

- 1) As per your application, you have proposed to provide the Air pollution control (APC) system and also proposed to erect following stack (s) and to observe the following fuel pattern-

Stack No.	Stack Attached To	APC System	Height in Mtrs.	Type of Fuel	Quantity & UoM
S-1 to S-5	DG Sets (4 x 160 & 300 KVA)	Acoustic Enclosure/ Stack	3.5	DISEL	700 Kg/Hr

- 2) The applicant shall operate and maintain above mentioned air pollution control system, so as to achieve the level of pollutants to the following standards.

Total Particular matter	Not to exceed	150 mg/Nm ³
-------------------------	---------------	------------------------

- 3) The Applicant shall obtain necessary prior permission for providing additional control equipment with necessary specifications and operation thereof or alteration or replacement/alteration well before its life come to an end or erection of new pollution control equipment.
- 4) The Board reserves its rights to vary all or any of the condition in the consent, if due to any technological improvement or otherwise such variation (including the change of any control equipment, other in whole or in part is necessary).

- 5) **Conditions for utilities like Kitchen, Eating Places, Canteens:-**

- The kitchen shall be provided with exhaust system chimney with oil catcher connected to chimney through ducting.
- The toilet shall be provided with exhaust system connected to chimney through ducting.
- The air conditioner shall be vibration proof and the noise shall not exceed 68 dB(A).
- The exhaust hot air from A.C. shall be attached to Chimney at least 5 mtrs. higher than the nearest tallest building through ducting and shall discharge into open air in such a way that no nuisance is caused to neighbors.

[Signature]



SCHEDULE-III
Details of Bank Guarantees:

Sr. No.	Consent(C2E/C2O/C2R)	Amt of BG Imposed	Submission Period	Purpose of BG	Compliance Period	Validity Date
1	C2E	2500000	Within 15 days	Towards compliance of the Environmental Clearance & Consent to Establish conditions	31.12.2025	30.04.2026

****** The above Bank Guarantee(s) shall be submitted by the applicant in favour of Regional Officer at the respective Regional Office within 15 days of the date of issue of Consent.
Existing BG obtained for above purpose if any may be extended for period of validity as above.

BG Forfeiture History

Srno.	Consent (C2E/C2O/C2R)	Amount of BG imposed	Submission Period	Purpose of BG	Amount of BG Forfeiture	Reason of BG Forfeiture
NA						

BG Return details

Srno.	Consent (C2E/C2O/C2R)	BG imposed	Purpose of BG	Amount of BG Returned
NA				



Amgamp



SCHEDULE-IV

Conditions during construction phase

A	During construction phase, applicant shall provide temporary sewage and MSW treatment and disposal facility for the staff and worker quarters.
B	During construction phase, the ambient air and noise quality shall be maintained and should be closely monitored through MoEF approved laboratory.
C	Noise should be controlled to ensure that it does not exceed the prescribed standards. During night time the noise levels measured at the boundary of the building shall be restricted to the permissible levels to comply with the prevalent regulations.

General Conditions:

- 1 The applicant shall provide facility for collection of samples of sewage effluents, air emissions and hazardous waste to the Board staff at the terminal or designated points and shall pay to the Board for the services rendered in this behalf.
- 2 The firm shall strictly comply with the Water (P&CP) Act, 1974, Air (P&CP) Act, 1981 and Environmental Protection Act 1986 and Solid Waste Management Rule 2016, Noise (Pollution and Control) Rules, 2000 and E-Waste (Management & Handling Rule 2011.
- 3 Drainage system shall be provided for collection of sewage effluents. Terminal manholes shall be provided at the end of the collection system with arrangement for measuring the flow. No sewage shall be admitted in the pipes/sewers downstream of the terminal manholes. No sewage shall find its way other than in designed and provided collection system.
- 4 Vehicles hired for bringing construction material to the site should be in good condition and should conform to applicable air and noise emission standards and should be operated only during non-peak hours.
- 5 Conditions for D.G. Set
 - a) Noise from the D.G. Set should be controlled by providing an acoustic enclosure or by treating the room acoustically.
 - b) Industry should provide acoustic enclosure for control of noise. The acoustic enclosure/ acoustic treatment of the room should be designed for minimum 25 dB (A) insertion loss or for meeting the ambient noise standards, whichever is on higher side. A suitable exhaust muffler with insertion loss of 25 dB (A) shall also be provided. The measurement of insertion loss will be done at different points at 0.5 meters from acoustic enclosure/room and then average.
 - c) Industry should make efforts to bring down noise level due to DG set, outside industrial premises, within ambient noise requirements by proper siting and control measures.
 - d) Installation of DG Set must be strictly in compliance with recommendations of DG Set manufacturer.
 - e) A proper routine and preventive maintenance procedure for DG set should be set and followed in consultation with the DG manufacturer which would help to prevent noise levels of DG set from deteriorating with use.
 - f) D.G. Set shall be operated only in case of power failure.
 - g) The applicant should not cause any nuisance in the surrounding area due to operation of D.G. Set.
 - h) The applicant shall comply with the notification of MoEFCC, India on Environment (Protection) second Amendment Rules vide GSR 371(E) dated 17.05.2002 and its amendments regarding noise limit for generator sets run with diesel.



Maharashtra Pollution Control Board

601d2cf81365dd57617a88ab

- 6 Solid Waste - The applicant shall provide onsite municipal solid waste processing system & shall comply with Solid Waste Management Rule 2016 & E-Waste (M & H) Rule 2011.
- 7 Affidavit undertaking in respect of no change in the status of consent conditions and compliance of the consent conditions the draft can be downloaded from the official web site of the MPCB.
- 8 Applicant shall submit official e-mail address and any change will be duly informed to the MPCB.
- 9 The treated sewage shall be disinfected using suitable disinfection method.
- 10 The firm shall submit to this office, the 30th day of September every year, the environment statement report for the financial year ending 31st march in the prescribed Form-V as per the provision of rule 14 of the Environmental (Protection) Second Amended rule 1992.
- 11 The applicant shall obtain Consent to Operate from Maharashtra Pollution Control Board before commissioning of the project.

[Signature]



PART D

ALL ANNEXURE

ANNEXURE NO. 1

**PLANNING AUTHORITY LETTER REGARDING
SUFFICIENCY OF NODALSTP**



CITY AND INDUSTRIAL DEVELOPMENT CORPORATION OF MAHARASHTRA LIMITED

(CIN - U99999 MH 1970 SGC - 014574)

REGD. OFFICE:

"NIRMAL", 2nd Floor, Nariman Point,
Mumbai - 400 021.
PHONE : 00-91-22-6650 0900
FAX : 00-91-22-2202 2509

HEAD OFFICE:

CIDCO Bhavan, CBD Belapur,
Navi Mumbai - 400 614.
PHONE: 00-91-22-6791 8100
FAX : 00-91-22-6791 8166

Ref. No. CIDCO/EE(KMT)/2020/ 127

Date : 14th March 2020

To,
The Secretary,
State Level Expert Appraisal Committee -II (SEAC-II)
Environmental Department, Government of Maharashtra
Mumbai.

Sub: Sewage generated from proposed PMAY project located at Plot No. 02, Sector - 39, Mansarovar Railway Station, Node: Kamothe Taluka: Panvel, District: Raigad, Maharashtra into the existing nodal STP at Plot No. 18, sector-32, Kamothe District-Raigad, Maharashtra by City and Industrial Development Corporation of Maharashtra Limited (CIDCO).

City and Industrial Development Corporation of Maharashtra Limited (CIDCO) have already constructed nodal STP of capacity 85 MLD located at Sector 32, Kamothe. As on date 40 MLD sewage is being treated in this STP.

The sewerage to the extent of 0.70 MLD to be generated at Plot No. 02, Sector-39, Mansarovar Railway Station, Kamothe will be treated in this STP.

[Signature]
14/03/2020
(V.D.Bankar)

Executive Engineer (KMT)
CIDCO Ltd

o/c
Ravindra
Received on
14/03/2020

In case of any corruption related complaints, please visit :
www.cidco.maharashtra.gov.in Click on Dakshata link

ANNEXURE NO. 2

FIRE NOC

CITY AND INDUSTRIAL DEVELOPMENT CORPORATION OF MAHARASHTRA LIMITED

(CIN - U99999 MH 1970 SGC - 014574)

REGD. OFFICE:"NIRMAL", 2nd Floor, Nariman Point,
Mumbai - 400 021.

PHONE : 00-91-22-6650 0900

FAX : 00-91-22-2202 2509

HEAD OFFICE:CIDCO Bhavan, CBD Belapur,
Navi Mumbai - 400 614.

PHONE: 00-91-22-6791 8100

FAX : 00-91-22-6791 8166

Ref. No.

Date: 12/03/2020

SAP
CIDCO/Fire/HQ/ 821/2020Provisional Fire NOCTo,
Sr. Architect (HSG/BP-IHP)
CIDCO, Navi Mumbai

Sub :- **1st Amendment** Provisional Fire NOC for the 11 buildings which are Proposed
on , plot no.02, sector 39, Mansarovar Station Navi Mumbai.

Ref :-1. Provisional fire NOC vide SAP entry 490 Dated 06.09.2019.

2. Letter from Architect Hafeez Contractor on Dt. 06/03/2020.

Dear Sir,

Proposal is to develop the plot located at plot no.02, sector 39, Mansarovar Station, Navi Mumbai, submitted by an Architect Hafeez Contractor through CE (SP) vide his letter no.C023002_CIDCO_PMay_40; Dt-06/05/2019.

This department has the done the scrutiny of the said proposal with reference to the Fire prevention, Protection and Life safety Measures to be incorporated in the buildings which are proposed on the above referred plot. Scrutiny of the Architectural plans are done on the basis of existing CIDCO Navi Mumbai DC rule and National Code of 2016. Series of meetings were held with the Architect Hafeez contractor and their team for the scrutiny of the said plans.

In case of any corruption related complaints, please visit :
www.cidco.maharashtra.gov.in Click on Dakshata link

After scrutinizing these plans, this department has given Provisional Fire NOC for the buildings which are proposed on plot no. 02 sector 39 vide SAP entry no. 490 Dated 06.09.2019.

Architect M/s Architect Hafeez contractor has submitted amendment proposal for development of plot no. 02, sector 39 vide letter no. C023002_CIDCO_PMay_405 dated 06.03.2020. This department has done the scrutiny of the said amended proposal with reference to the Fire prevention, Protection and Life safety Measures to be incorporated in the buildings which are proposed on the above referred plot. Scrutiny of the Architectural plans are done on the basis of existing CIDCO Navi Mumbai DC rule and National building Code of 2016.

Following observation are made while scrutinizing amendment proposal.

1. The plot which is located at plot no.02, sector 39, Mansarovar Station, Navi Mumbai is 96848.66 SQ.M in area approx.
2. The plot is Accessible by 24 M wide road from the NW side & SE Side & Emergency entry / exit from SW side.
3. Total 11 Residential buildings are proposed on Mansarovar Station on referred plot.
4. The details of the Height and Floors of the 11 buildings (11 EWS) are as follows:-

Sr. No.	Type of the building	A		B		C		Remark
		No. Of buildings	Height and floor	No. Of buildings	Height and floor	No. Of buildings	Height and floor	
1	EWS	-	-	11	Each building is 46.85 M in height from ground level (G+14 Floors)	-	-	Total 11 buildings are proposed as EWS Buildings on the plot.
	Total Number buildings	-	-	11	All the proposed buildings are of same height i.e. 46.85 M from ground level (G+14 Floors)	-	-	Total 11 buildings are proposed on the above referred plot. The details of all the 11 buildings are mentioned in the column B.

- 5 The whole plot is proposed to be developed for the EWS buildings which are 11 in number.
- 6 Commercial activities are proposed on the ground floor of the SW side of plot facing 11.0 M Access road.
- 7 70 number of shops are proposed on the SW side of plot facing 30.0 M Access road

Detail scrutiny of an Individual Pocket (EWS) is done by this department with reference to the Fire Prevention and protection measures is to be incorporated in each buildings/ Pockets

Observation of the EWS pocket :-

- 8 Total 11 buildings are proposed in the EWS Pocket
- 9 All the buildings proposed are of G+14 Floors i.e. 46.85 M in height from ground level.
- 10 Commercial activities are proposed on the ground floor of the SW side of plot facing 11.0 M Access road.
- 11 70 number of shops are proposed on the SW side of plot facing 11.0 M Access road.
- 12 Total Two Entry/Exit gate as shown on plan are proposed on NW side & SE side for the Mansarovar Station.
- 13 Width of proposed Entry/Exits are as follows.

Sr. No.	Side	Width	Remark
1	SE	7.50 M	Only for Residential
2	SW	7.50 M	Only for Residential

14. Access to the Fire Engine around the proposed 11 building is 7.5 M wide with turning radius for easy access of fire tender movement from all around the buildings 7.50 M as shown on the plan.

15. Proposed open spaces around each building is mentioned are as follows

Open spaces chart

Sr. No.	Building No.	NW	SE	NE	SW	Remark
1	EB-T1-A	Adjoining Fitness Center	Adjoining EB-T1-B	7.5 m Drive Way	24 m Wide Road	
2	EB-T1-B	Adjoining EB-T1-A	Adjoining EB-T1-C	7.5 m Drive Way	24 m Wide Road	
		NW	SE	NE	SW	

2

3	EB-T1-C	Adjoining EB-T1-B	Adjoining EB-T1-D	7.5 m Drive Way	24 m Wide Road	
4	EB-T1-D	Adjoining EB-T1-C	Adjoining Substation	7.5 m Drive Way	24 m Wide Road	
5	EB-T2-A	Adjoining Substation	Adjoining EB-T2-B	7.5 m Drive Way	24 m Wide Road	
6	EB-T2-B	Adjoining EB-T2-A	Adjoining EB-T2-C	7.5 m Drive Way	24 m Wide Road	
7	EB-T2-C	Adjoining EB-T2-C	Adjoining Substation	7.5 m Drive Way	24 m Wide Road	
8	EB-T3-A	Adjoining Substation	Adjoining EB-T3-B	7.5 m Drive Way	24 m Wide Road	
9	EB-T3-B	Adjoining EB-T3-A	Adjoining EB-T3-C	7.5 m Drive Way	24 m Wide Road	
10	EB-T3-C	Adjoining EB-T3-B	Adjoining EB-T3-D	7.5 m Drive Way	24 m Wide Road	
11	EB-T3-D	Adjoining EB-T3-C	Adjoining Parking	7.5 m Drive Way	24 m Wide Road	

16. Two staircases each of 1.5 Mtr width are proposed in each buildings.

17. Out of proposed Two staircases, one staircase is proposed as a "Fire Tower" in each building.

18. Required space for the Refuge Area are proposed on the specific floors of each buildings (8th, 11th, 14th) as shown on the plan.

19. Total 6 DGs and 2 Sub Station are proposed for complete EWS Pocket and Location of Each DG and Sub Station are shown on the plan.

Considering the open spaces which are proposed around the each building for exclusively fire tender movement following suggestion are given.

SUGGESTIONS:

- Proposed open spaces around the building on the ground must be maintained free from all encroachments and obstructions for easy movements of fire appliances.
- Same shall be capable of taking the load of fire engines up to 45 tons, as per the clause 4.6.1.4, page 19 of Part 4, NBC 2016.
- All the open spaces shall be paved by concrete.
- Parking shall not be proposed in the open spaces.

B) HEIGHT, FLOOR AND OCCUPANCY

BLDG. NO.	FLOOR(Each building)	HEIGHT (In mtrs.)	OCCUPANCY
1	G+14 floors (height of the building 46.85 Mtr from ground level)	46.85 mtrs	(i) Ground Floor- Parking (ii) Above 1st floor -Residential

Fire Brigade Department has No Objection for Height, Floor & Occupancy of 11 no. building subjected to the compliance of conditions mentioned in this NOC.

MEANS OF ESCAPE:

1. Two enclosed staircases are proposed in each Buildings (11 Buildings)
2. Out of these two staircases, one staircase is proposed as Fire Tower in each building (11 Buildings)
3. Width of the each staircase is 1.5 mtrs wide of each 11 buildings
4. Treads & risers of the each staircases are as per existing buildings bylaws.
5. Staircases of each buildings allow movement of fresh air.
6. The layout of proposed staircases of each building shall be of enclosed type for the entire height of the buildings.

SUGGESTIONS (FOR ALL THE 11 Buildings):

1. It is recommended that there should be a provision of at least one Fire Tower in Building as per Clause no. 2.24, Part 4 of NBC 2016. (Firefighting shaft / Fire Tower). Further it is also recommended that, the Design of the Fire Tower shall comply the recommendations given in Table VI of Part-IV of NBC 2016.
2. These proposed enclosed protected Firefighting shaft (Fire Tower) staircase, Fireman's lift and lobby shall be Naturally Ventilated from Ventilation shaft.
3. These proposed enclosed staircases shall be reached via ventilated lobby and shall have access through self-closing doors of at least half an hour of fire resistance.
4. Doors shall be single swing doors opening in the direction of the escape
5. The door shall be fitted with check action door-closer.
6. Permanent vent at the top equal to 5% of cross sectional area of staircase shall be provided in the propose buildings.
7. Open able sashes at each floor level with area equal to 15% of cross sectional area of the enclosure on the external wall shall be provided.
8. Staircases of the propose buildings must be well illuminated around the clock.
9. Lighting for the staircases of all the buildings must be connected to stand by electric supply.



10. Lifts shall not be used as a means of escape during emergency
11. All the exits & directions of travel to exist must be conspicuously marked with illuminated signs.

D. MEANS OF ENTRY:

Sr. No.	Bldg Nos	No. of Lifts	Fire Fighting Shaft	Side
1.	1	3	1	SE
		3	1	NW
		3	1	NE

SUGGESTIONS (FOR ALL THE BUILDING):

1. Planning & Design of the each lifts shall be in accordance with the latest National Building Code 2016 (i.e. Part – 8, Section 5, Installation of Lifts & Escalators)Lifts of the buildings are to be provided with automatic steel doors for lift cars & landings
2. Fireman's lift in the firefighting shaft shall be design & designated as fire lift. This lift shall be equipped with firemen switch for grounding it in the event of fire.
3. Walls of each lift enclosure shall have fire resistance of not less than 2 hours.
4. Landing doors in the each lift enclosures must have fire resistance of not less than 1 hour.
5. Each lift car doors shall have fire resistance of 2 hours
6. Separating wall of 2 hours fire resistance shall be provided between the each lift shafts
7. Fire lift of the building shall be conspicuously painted with florescent paint on all landing doors of fire lift.
8. Fire lift of the building can however be used for other purposes under normal conditions.
9. The fire lift of the building shall meet the following requirements:
 - i. It must be connected to standby source of power supply
 - ii. It must be ensured that, power cables to fire lift are laid along the route, which is fire safe
 - iii. Power supply to fire lift must be automatically trip over type to the alternate source at Power supply in the event of failure of normal power supply.

E) REFUGE AREA:

Refuge Area shall be proposed in each high rise building as per CIDCO DCR and NBC 2016. Propose Refuge Area of all Buildings are as follows:-

Sr. no	Building No	Refuge floors	Side	Required refuge area (Sq.Mts.)	Proposed refuge area (Sq. Mts.)	Remark
1	EB-T1-A, EB-T1-B, EB-T1-C, EB-T1-D, EB-T1-E, EB-T2-A, EB-T2-B, EB-T2-C, EB-T2-D, EB-T2-E, EB-T3-A, EB-T3-B, EB-T4-A, EB-T4-B, EB-T4-C, EB-T4-D, EB-T4-E, EB-T4-F, EB-T5-A, EB-T5-B, EB-T5-C, EB-T5-D, EB-T5-E, EB-T6-A, EB-T6-B, EB-T6-C, EB-T6-D, EB-T7-A, EB-T7-B, EB-T7-C, EB-T7-D, EB-T7-E, EB-T8-A, EB-T8-B, EB-T8-C, EB-T8-D,	8 th , 11 th , 14 th	East, West.	34.50	41.202	

RECOMMENDATION FOR REFUGE AREA:

Following additional suggestions are recommended for the propose Refuge Area of each wing:

1. The layout of Refuge Area shall not be changed / modified at any time in future.
2. There shall not be any opening in to the Refuge Area from any portion of the occupied premises.
3. Refuge area shall be segregated by brick masonry partition wall of 6" thickness & access to the Refuge Area shall be gained through half an hour fire resistant self-closing door.
4. Lifts &/or open type staircases shall not be open in to Refuge Area.
5. The Refuge Area shall be ear-marked exclusively for the use of occupants as a temporary shelter & for the user of fire brigade department & any other organization dealing with fire or other emergencies when occurs in the building & also for exercise/drills if conducted by the fire brigade department.
6. The Refuge Area shall not be allowed to be used for any other purposes & it shall be responsibility of the owner/occupier to maintain the same clean & free of encumbrances & encroachment at all times.
7. The entrance door to the Refuge Area shall be painted or fixed with a sign painted in luminous paint mentioning 'Refuge Area – In case of Emergence.
8. Adequate drinking water facility shall be provided in the refuge area.
9. Adequate emergency lighting facility connected to the electric circuits of staircase, corridor/passage etc. lighting shall be provided.

ELECTRICAL INSTALLATION (FOR 11 BUILDINGS):

Location of sub-station, D.G. room and Generator Room proposed on the plan was discussed and it was accepted by Architect that all Fire Safety norms will be complied & which will be given by Fire Brigade Department at the time of installation of sub-station, Generator room and other required electrical gazettes for the recommendation of fire safety norms separate clearance from this department shall be taken.

General recommendations from the point of fire safety for electrical installations are as follows:

1. The electric distribution cables/wiring for the each building shall be laid in separate duct. The duct shall be sealed at every floor with non-constructive material, having the same fire resistance as that of the duct.

2. Water mains, telephone lines, inter-com lines or any other service line shall not be laid in the duct for electrical cables.
3. Separate circuits for water pumps, lifts, staircases & corridor lighting shall be provided directly from the main switch gear panel & these circuits shall be laid in separate conduit pipes so that, fire in one circuit will not affect the others. Master switches controlling essential services circuits shall be clearly labeled.
4. Medium & low voltage wiring running in shaft & if it is in the false ceiling it shall run in metal conduct.

ELECTRIC CABLE SHAFTS AND ELECTRIC METER ROOMS:(FOR 11 BUILDINGS):

Electric cable shafts shall be exclusively used for electric cables and shall not open in the staircase enclosure.

Electric meter rooms shall be provided at ground floor level. They shall be adequately ventilated.

Electric shafts shall be sealed at each floor level with non-combustible material with two hours fire resistance.

Inspection door for the shaft if provided shall have two hours fire resistance.

ALTERNATE SOURCE OF POWER SUPPLY (FOR 11 BUILDINGS):

An alternative source of L.V/H.V supply from a separate sub-station with appropriate change over switch shall be provided for fire-pumps, firefighting shaft, staircase & corridor lighting circuits manual fire alarm system & jockey pump of building. It shall be housed on/in separate cables. In addition to this equal capacity of D.G. set shall be provided.

ESCAPE ROUTE LIGHTING (FOR ALL THE 11 BUILDINGS):

Escape route lighting (Staircase, & Corridor lights) shall be on independent circuits as per rules.

LIGHTING CONDUCTOR (FOR ALL THE 11 BUILDINGS):

It is proposed to protect the building against lightning by installing a lightning protection system. The lightning protection system shall conform to latest I.S. Code 2309 and must be maintained in good repairs at all times.

ELECTRICAL SERVICES (FOR THE 11 BUILDINGS):

1. For the requirements regarding installations from the point of view of Fire Safety, guidelines should be followed as mentioned in **IS Standard :1646 Code of practice for Fire safety Buildings : Electrical Installations.**
2. The electric distribution cables/wiring shall be laid in separate duct. The duct shall be sealed at every alternate floor with non-combustible materials having same fire resistance as that of the duct.
3. Water mains, telephone lines, intercom lines, gas pipes or any other service lines shall not be laid in the duct of electric cables.



4. Separate circuits for water pumps, staircase & corridor lighting shall be provided directly from the main switch gear panel and these circuits shall be laid in separate conduit pipes so that fire in one circuit will not affect the others.
5. The inspection panel doors and any other opening in the shaft shall be provided with air tight doors having fire resistance of not less than 2 hrs.
6. Medium & low voltage wiring running in shaft and within fall ceiling shall run in metal conduit.
7. An independent & well-ventilated service room shall be provided on the ground floor with direct access from outside or from the corridor for the purpose of termination of electric supply. The doors provided for the service room shall have fire resistance of not less than two hours.

STAIRCASE AND CORRIDOR LIGHTINGS (FOR THE 11 BUILDINGS):

- a) The staircase and corridor lighting shall be on separate service and shall be independently connected so as it could be operated by one switch installation on the ground floor easily accessible to fire fighting staff at any time irrespective of the position of the individual control of the light points, if any.
- b) Staircase and corridor lighting shall also be connected to alternate source of supply.
- c) Suitable arrangements shall be made by installing double throw switches to ensure that the lighting installed in the staircase and the corridor do not get connected to the sources of supply simultaneously. Double throw switch shall be installed in the service room for terminating the stand by supply.
- d) **Emergency lights shall be provided in the staircase/corridor.**
- e) **Passageway should be provided as per the guidelines given in National Building Code- 2016.**

Transformers:

1. Transformers shall not be installed on upper floors.
2. The switch gears shall be housed in a separate room separated from the transformer bays by a fire-resisting wall with fire resistance of not less than four hours.
3. The transformers shall be protected by an automatic high-pressure water spray (emulsifier) system.
4. A tank of RCC construction of capacity capable of accommodating entire oil from the transformers shall be provided at lower level, to collect the oil from the catch pit to the tank shall be of non-combustible construction and shall be provided with a flame-arrestor.
5. No grass or shrubs shall be allowed to grow in transformer switch-yard.
6. A barbed wired fencing of minimum 1.5m. Height shall be provided around transformer switch-yard & the gate shall be provided for entrance. The gate should

be always locked & the keys should be kept with authorized / responsible person of the company.

7. **Danger / No smoking** board shall be displayed at the entrance gate of transformer switch-yard.

FIRE FIGHTING REQUIREMENTS (FOR THE 11 BUILDINGS):

To comply with provisions of National Building Code 2016 : -

Underground water Storage Tank:

An underground water storage tank of not less than 2,00,000ltrs. Capacity for the each set of fire pumps, exclusively for firefighting shall be provided at ground level as location marked on the plan. As per the design specified in the rules with baffle walls and fire brigade collecting breaching. Underground tank shall be connected to wet risers and court yard hydrant system.

Overhead (Terrace) Water Storage Tank: (For Each Building)

Another tank of Capacity as per NBC part IV table no.07 shall be provided at terrace level for the each proposed wing. The design & layout of this tank shall be got approved from concerned department prior to its erection. The tank shall be connected to wet riser through a booster pump through N.R. Valve & gate Valve.

Wet – Riser: (For Each Building)

One wet-riser of internal diameter of 10 cms / 15 cms of G.I. 'C' Class pipe shall be provided for wing in the duct adjoining the staircase as mark on the plan with single hydrant outlet & hose-reel on each floor in niches in such a way as not to reduce the width of corridor. Pressure reducing discs or orifices shall be provided at lower level so as not to exceed pressure of 5.5 kgs/cm². A fire service inlet on the external face of the building near the static tank directly fronting the courtyard shall be provided to connect the mobile pump of fire service to the wet riser.

Fire Pumps :(1 set for each 100 Hydrants or part thereof)

- a. Wet riser of the each building shall be connected to a fire pump at ground level of capacity of not less than 2850 LPM capable of giving pressure of not less than 3.5 KG/Cm² at top most hydrant
- b. Electric supply (normal) to these pumps shall be on independent circuits
- c. Stand by pump of equal capacity shall be provided.
- d. Submersible pumps will not be considered.
- e. Separate pump for sprinkler system shall be provided if required.
- f. Number, Type & Discharge of the Fire Pumps shall be as per Table – 7 Part – 4 of NBC 2016 (Please refer point no.10, 11, 12, 13, 14, 21, 22, 23 & others)

External Hydrant: (For Each Building)

Four external hydrants shall be provided for each building within the confines of the site on the wet Riser at location marked on the plan and as per IS 3844,1989 and IS 13039:1991. Location and design of the Hydrants shall be as per latest IS specification.

Hose Reel: (For Each Building)

Near each internal hydrant of building hose reel shall be installed. Each hose reel tubing terminating in to shut off nozzle of 5mm outlet. Hose reel shall be connected directly to the risers & it shall confirm to the latest codes 8090.

Hose Boxes: (For Each Building)

Near each internal and external hydrant of building hose boxes to be provided. Each box shall be equipped with 2 x 15 meter length of 63mm rubber line hose along with standard branch pipe. It shall confirm to latest IS code 636 & 903 respectively.

Portable Fire Extinguishers: (For Each Building)

The following portable extinguishers shall be provided at the electric meter room (Service) at ground floor level & at lift machine room at terrace level of the 2 buildings.

- i. Powder type fire extinguishers of 5 kg. Capacity with ISI marks – 2 Nos.
- ii. Buckets filled with dry clean sand – 4 Nos.
- iii. Co2 type fire extinguishers 4.5Kg. Capacity with ISI mark-2 Nos.
- iv. Extinguishers shall be displayed at strategic locations in entire building along with as per latest IS - 2190.

Fire Alarm System: (For Each Building)

All the buildings shall be provided with manual operated electronic fire alarm system with main control panel at ground floor level & pillboxes & hooters at the each upper floors level. The layout of the fire alarm system shall be in accordance to the Indian Standard Specifications.

Fire Control room : (For Each Building)

Fire command center shall be proposed on the ground/stilt floor level of the building. The size of the fire command center must be adequate for housing all indicating/control equipment for the fire alarm system, public address system, intercom system and also for the displaying the plans of all the floors of the building.

Sprinklers:

All common corridors, all passages, all lobbies and within the Flat's of all the floors of the proposed Buildings/wings shall be protected by sprinkler. Design of the sprinklers shall be as per the latest IS specifications & approved by CFO CIDCO with the provision of separate pump.

Public Address System:(For Each Building)

The public address system shall be provided in the entire building with loud speakers on each floor and in the common areas and multilevel parking respectively. The microphone amplifiers and the control switches shall be installed in the fire control room on the ground floor.

Intercommunication System:(For Each Building)

An emergency intercommunication system shall be provided for the entire building. The instructions shall be placed in the common areas of the each floors and fire control room in bold paint.

Fire orders: (For Each Building)

Fire notice / orders shall be prepared for all the buildings/wings to fulfill the requirements of Fire fighting & evacuation from the building in the event of fire & other emergency. The occupants of all buildings/wings shall be made thoroughly conversant with their action in the event of emergency by displaying of Fire Notices at vantage points and also thorough regular training. Such notices shall be displayed prominently in Broad letters.

House Keeping:

To eliminate fire hazards good housekeeping both inside & outside the building shall be strictly maintained by the occupants and/or owner of the building.

Provisions of Maharashtra Fire Prevention and Life Safety Measures Act, 2006

1. Under **Section 3** of Maharashtra Fire Prevention and Life Safety Measures Act, 2006 (hereinafter referred to as "said Act") The applicant (developer, owner, occupier by

Whatever name called) shall comply with all the Fire and Life Safety measures adhering to National Building Code of India, 2016 and as amended from time to time failing which it shall be treated as a violation of the said Act.



2. As per the provision as under: - 10 of the said Act. No person other than the License Agency shall carry out the work of providing Fire Prevention and Life Safety Measures or performing. Such other related activities required to be carried out in any place or building or part thereof: Provided that,

2.(A) No Licensed Agency or any other person claiming to be such Licensed Agency shall give a certificate under sub-section (3) of **section 3** regarding the compliance of the fire prevention and life safety measures or maintenance thereof in good repair and efficient condition, without there being actual such compliance or maintenance.

2.(B) The names of the License Agencies approved by Directorate of Maharashtra is available in our website www.mahafireservice.gov.in

1. Under **Section 11** of the said Act, the fire service fees shall be assessed and the same shall be payable after serving the notice to that effect or prior to issue of the building completion certificate or occupancy certificate whichever is earlier.
2. Under **Section 45** of the said Act, the owner/occupier or developer shall appoint Fire Officer/Officers and staff for taking adequate Fire and Life Safety Measures, qualifications and experience of such persons be got approved from this office.
3. Though certain conditions are stipulated from the said Act and the National Building Code of India 2016, it is obligatory on part of the applicant that is developer, builder, occupier, owner, tenant, by what so ever named called to abide with the provisions of the said Act failing which it shall be actionable under the provisions of said act.
4. **Permission from Civil Aviation should be obtained for the height of the building.**
5. Proper roads around the building should be provided for easy mobility of the Fire Brigade Appliance for carrying out fire fighting and rescue operations & **marginal spaces should be kept as per clause 4.6 and 4.6.1, part 3 of NBC 2016 / NAINA DC RULE** & should be kept free from obstructions all the time. The side roads around the building should have the capacity to withstand the load of **45 tonnes** of fire appliances.
6. Dedicate water storage for the fire fighting purpose should be provided and on water mains fire hydrant should be provided after every 50 meter length of pipeline. This will help fire service to draw water from any point in case of emergency. (IS:13039/1991)
7. The basement floors and upper floors should be separated with proper fire resistance wall and doors of 2 hours Fire Rating. The internal staircase provided in high rise residential tower should be pressurized and provided with self closing fire doors of 2 hours fire resistance.
8. All portable firefighting equipment's installed at various locations as per local hazard such as Co2-DCP, Foam as per **IS: 2190**, & it must be strictly conforming to relevant IS specification. It is recommended for every 100 Sq. Meter one fire Extinguisher should be provided for electrical installation Co2 extinguisher of 4.5 Kg should be provided.
9. All the firefighting equipment shall be well maintained and should be easily accessible in case of emergency.
10. Emergency Telephone numbers like "Police", "Fire Brigade", "Hospital", "Doctors", and "Responsible persons of the office" should be displayed in Fire Control Room, Security Office and in Reception Area.
11. It shall be ensured that security staff & every employee of the office, security are trained in handling **firefighting equipment & in firefighting.**

12. Cautionary boards such as "DANGER", "NO SMOKING", "EXIT", "FIRE ESCAPE", "EXTINGUISHER", "FIRE HYDRANT" etc. should be displayed on the strategic location to guide the occupants in case of emergency. The signs should be of florescent type and should glow in dark.
13. The Fire Exit Drill or Evacuation Drill should be plan and instruction should be given to all minimum **four times in a year** and drill should be carried out **twice in a year**.
14. The fluorescent glow signs like "Staircase", "Extinguisher", "Fire Escape" "Hydrant Point", Manual Call Point" "Exit", "Lift" shall be installed on strategic locations in all common areas of the building like passages, Corridors etc.
15. Fire evacuation orders & Exit Map shall be provided in every floor & in lobbies of the buildings.
16. Well-equipped fire control room shall be provided on the ground floor of the building & A

Standard Specifications and Regulations to be followed: -

- a. D.C. Rules of CIDCO & Part-3 & 4 National Building Code: 2016,
- b. **IS: 3844** – for installation and maintenance of internal fire hydrants and hose reels on premises.
- c. **IS: 2189** – for selection, installation and maintenance of automatic fire detection and alarm system.
- d. **IS: 2190** – for selection, installation and maintenance of portable first aid fire extinguishers.
- e. **IS : 9583 : 1981** Emergency lighting units.
- f. **IS 12456 : 1988** Code of practice for fire protection of electronic data processing installation.
- g. **IS 4963 : 1987** Recommendations for buildings and facilities for physically handicapped.
- h. **IS 3614 (Part I) :1966** Specification for fire check doors .

Other Important Codes & Standards :-

1. **Code of practice for Fire Safety Buildings IS-1642 – for Details of Construction.**
2. **Code of Practice of Fire Safety of Buildings IS-1643– Exposure Hazard.**
3. **Code of Practice of Fire Safety of Buildings IS-1644 – Exit requirement and Personal Hazard.**
4. **IS : 15105 – Design and installation of fixed automatic sprinkler fire extinguishing system.**
5. **IS 9668 : 1990 Code of practice for provision and maintenance of water supplies and fire fighting.**
6. **IS 2175 : 1988 Specification for heat sensitive fire detectors for use in automatic fire alarm system.**
IS 11360 : 1985 Specification for smoke detectors for use in automatic electrical fire alarm system.

महाराष्ट्र आगप्रतिबंधक व जीवसंरक्षक उपाय योजना अधिनियम २००६ राज्यात लागू झाला आहे.
ईमारतीत किंवा तीच्या भागात आग प्रतिबंधक व जीव संरक्षक उपाय योजनांची तरतूद करण्याकरता व

सदरच्या उपाय योजना दुरुस्त आणि कार्यक्षम स्थितीत ठेवण्यासाठी उपरोक्त अधिनियमातील कलम ९ मध्ये लायसन्स प्राप्त अभिकरणांची तरतूद करण्यात आली आहे.

उपरोक्त अधिनियमातील तसेचतद् अनुषंगाने तयार करण्यात आलेल्या नियमांतील कार्यपध्दतीचा अवलंब करून सडको हद्दीत असलेल्या इमारतीतील किंवा त्यांचे भागातील आग प्रतिबंधक व जीव संरक्षक उपाययोजनांच्या अनुपालनासंबंधी लायसन्सप्राप्त अभिकरण म्हणून कार्य करण्याकरता सिडको अग्निशमन विभागातर्फे काही व्यक्तीस तसेच व्यक्तींच्या संघास लायसन्सप्राप्त अभिकरण म्हणून शोधित करण्यात आले असून, त्यांची यादी www.mahafireservice.gov.in ह्या संकेत स्थळावर प्रसिध्द करण्यात आली आहे.

सबब, महाराष्ट्र आगप्रतिबंधक व जीवसंरक्षक उपाय योजना अधिनियम २००६ तरतूदीनुसार लायसन्सप्राप्त अभिकरण म्हणून घोषित करण्यात आलेल्या व्यक्ती किंवा व्यक्तींच्या संघाकडून इमारतीतील किंवा त्याच्या भागातील आगप्रतिबंधक व जीवसंरक्षकउपाय योजनांच्या अनुपालनासंबंधी कामे करून घेण्यात यावी व त्याबाबतचा विहीत नमुन्यातील दाखला वापर परवाना मागतेवेळी सादर करण्यात यावा.

FIRE SERVICE FEES AND SECURITY DEPOSIT

As per the Section 15 of the Maharashtra Fire Prevention Life Safety Measure Act 2006, no Fees shall be levied on any building vested in or under the control or possession of the central or state government or any authority. Being all the propose building are of Government, so as per provision of the Section 15 of that no fire service fees is levied for these buildings.

SECURITY DEPOSIT

As per Rule 23 of Appendix III of GDCR Applicant / Owner shall deposit & keep deposited as Amount of Rs,20,000/- as a Security Deposit at the time of applicants to the Fire Officer of CIDCO for approval under these regulations.

Being this is In-house proposal. Above mention Security Deposit is not collected.

In addition to the above, all provision under the D.C. Rules of CIDCO and N.B.C. shall be strictly adhered, also if any change in activity or Proposed expansion or Subletting of Plot, NOC from this department is essential.

This is a **Provisional No Objection Certificate**. After providing the above fire prevention and protection system and after compliance of above recommendations inspection of the premises & fire prevention & protection arrangements will be carried out

by this department and after satisfactory compliance "Final No Objection Certificate" will be issued.

The undersigned reserves the right to amend any additional recommendations deemed fit during the stage wise inspection due to the statutory provisions amended from time to time and in the interest of the protection of the company.

Thanking you,

Yours faithfully,


(Arvind Prabhakar Mandke)
Chief Fire Officer
CIDCO Fire Service
12/03/2020

ANNEXURE NO. 3

**CER REPORT SUBMISSION ACKNOWLEDGEMENT
COPY**



CITY AND INDUSTRIAL DEVELOPMENT CORPORATION OF MAHARASHTRA LIMITED

(CIN - U99999 MH 1970 SGC - 014574)

REGD. OFFICE:

"NIRMAL", 2nd Floor, Nariman Point,
Mumbai - 400 021.
PHONE : 00-91-22-6650 0900
FAX : 00-91-22-2202 2509

HEAD OFFICE:

CIDCO Bhavan, CBD Belapur,
Navi Mumbai - 400 614,
PHONE: 00-91-22-6791 8100
FAX : 00-91-22-6791 8166

Ref. No. CIDCO/SE (HSG-I)/2020/ 65

Date : 21.07.2020

To,
The District Collector and District Magistrate,
District Collector's Office,
At & PO - Alibag,
District - Raigad,
Pin - 402 201.

Subject : Proposed Corporate Environmental Responsibility (CER) activities for proposed affordable housing under PMAY scheme at Khandeshwar Station (Nodal side) at Plot No.1 Sector - 28, Kamothe & at Mansarovar Station, Plot No. 2, Sector - 39, Kamothe, Navi Mumbai, District - Raigad.

Respected Sir,

Please find enclosed herewith the Corporate Environmental Responsibility (CER) activities in accordance with the circular issued by Ministry of Environment Forest and Climate Change (MOEF & CC) dated 01.05.2018 and subsequent circular of 19th June 2018 on Corporate Environmental Responsibility (CER) for Proposed Affordable Housing under PMAY scheme at Khandeshwar Station (Nodal side) at Plot No.1 Sector - 28, Kamothe & at Mansarovar Station, Plot No. 2, Sector - 39, Kamothe, Navi Mumbai, District - Raigad.

This is for your kind information.

Yours faithfully,

(R. S. Nayak)

Superintending Engineer (HSG-I)
CIDCO Ltd., 7th floor, CIDCO Bhavan,
CBD Belapur, Navi Mumbai-400 614.

Encl: CER activity plans.

In case of any corruption related complaints, please visit :
www.cidco.maharashtra.gov.in Click on Dakshata link

CITY AND INDUSTRIAL DEVELOPMENT CORPORATION OF MAHARASHTRA LIMITED

(CIN - U99999 MH 1970 SGC - 014574)

REGD. OFFICE:

 "NIRMAL", 2nd Floor, Nariman Point,
 Mumbai - 400 021.

PHONE : 00-91-22-6650 0900

FAX : 00-91-22-2202 2509

HEAD OFFICE:

CIDCO Bhavan, CBD Belapur,

Navi Mumbai - 400 614.

PHONE: 00-91-22-6791 8100

FAX : 00-91-22-6791 8166

Ref. No. CIDCO/ACE(III)/EE(TP-I)/2020/174

Date :14.03.2020

CORPORATE ENVIRONMENTAL RESPONSIBILITY

In accordance with the circular issued by Ministry of Environment, Forest and climate change (MoEF& CC) dated May 01, 2018 and subsequent circular of June 19, 2018 on Corporate Environment Responsibility we hereby submit out plan as below;

A. Basic Information of the project

No.	Description	Details
1.	Name of the Project	Proposed mass Housing Scheme on Plot No. 2 Sector - 39 at MansarovarNavi Mumbai under Pradhan MantriAwasYojna (PMAY).
2	Location of the Project	Plot No. 2 Sector -39 at MansarovarNavi Mumbai.
3	Project type (Green/Brown field)	Green field
4	Cost of the project as mentioned in CS (Rupees in Crore)	Rs. 251 Crores
5	Any pervious EC and Completion Certificate of the part of the project before may 01,2018, if yes give the details with date and reference number	Nil
6	Cost of the part completed project (as per details given at Sr. No.5)	Nil
7	Effective cost of the project for CER consideration (4-6)	Rs. 251 Crores
8	Applicable norm in terms of % of the project cost for CER and amount (Rupees in Crore) (1.5 %)	Rs. 3.76 Crores (1.5%)
9	Expected duration for completion of the project (Years)	5 Years
10	Implementing Agency Identified (NGO/Trust/ULB) give name and details	Yet not identified
11	Please attached agreement with implementing Agency	--

In case of any corruption related complaints, please visit :
www.cidco.maharashtra.gov.in Click on Dakshata link

Scanned with CamScanner

B. CER Activities Proposed: (Please propose as per the suggested list given in table below)

No	Description	Details
1.	Any issue raised during the public hearing, social need assessment, R&R plan, EMP, etc	Not applicable
2	If Yes Please give details	-
3	CER activities proposed to be from suggested activities as infrastructure creation for drinking water supply, sanitation health, education, skill development, roads, cross drains, electrification including solar power, solid waste management facilities, scientific support and awareness to local farmers to increase yield of crop and fodder, rain water harvesting, soil moisture conservation works, avenue plantation, plantation in community areas, community level sewage treatment plant, solid waste (composter of Biogas plants), air quality monitoring research activities on environmental aspects training programmes on waste management including skill development aspects for town/ village/ pilot project on clean energy/ environment etc.	Not yet Identified
4	Consent of implementing agency (NGO etc.) and local authority to accept the CER in case of environmental infrastructure project	
5	Year wise activity indicating the detail of plan and cost (as applicable for duration of the project attach separate sheet with Gnat Chat which will be useful for monitoring	
	First year (Indicate year)	0.75 Cr.
	Second year	0.75 Cr.
	Third year	0.75 Cr.
	Forth year	0.75 Cr.
	Fifth year	0.76 Cr.

We undertake to complete the work with our CER commitment as per OM dated 01.05.2018


(K. SHEELA)
 Additional Chief Engineer (III)
 CIDCO Ltd.

ANNEXURE 4

Sanitary and Hygiene Measures

- During construction phase, separate toilets will be provided.
- During construction work, we will be providing separate storage tanks for storage of domestic and Drinking water.
- For solid waste is being disposed daily to municipal collection system.
- Separate arrangements has been made for workers for lunch. We have maintained this area in hygiene point of view.
- Worker's health will be regularly monitored and even Health insurance is provided.
- All construction activities will be followed strictly with guideline of safety measures to assure worker's health and safety.

ANNEXURE-5

FACILITIES PROVIDED TO LABOUR HUTMENTS

Project Name: “Proposed PMAY Housing Project”

Site Address : Plot no.2, Sector-39, Kamothe near Mansarovar Railway Station, Navi Mumbai

Total Labor hutments: It will be provided as per requirement.

Facilities provided:

1. We will be providing separate toilets for Labor Hutments during construction phase.
2. Drinking Water facility will be provided during Construction Phase.
3. Electric bulbs and electricity will be provided.
4. Labour Hutments will be isolated from construction activity area for safety purpose.

ANNEXURE NO. 6

AIR, NOISE, SOIL & WATER MONITORING REPORTS



GREEN ENVIROSAFE
Engineers & Consultant Pvt Ltd.

Survey No-1405/06, Mayuri Residency, Shop No-16, 2nd Floor, Sanaswadi, Tal-Shirur, Pune-412206
Mob-+ 9545084620 | E-mail:gesec12@gmail.com | www.greenenvirosafe.co.in
CIN No. : U74900PN2013PTC149666

Recognised by Ministry of Environment, Forest & Climate Change (MoEF) Govt. of India and ISO/IEC 17025:2005 (NABL), ISO 9001:2015 and OHSAS 18001:2007 Certified Company

TEST CERTIFICATE

Report No: GESEC/PRO/2020-21/10/945	Date of Report	19/10/2020
Client Name and Address: M/s. PMAY Housing project at Plot no.2, Sector-39 at Mansarovar CBD Belapur, Navi Mumbai by CIDCO	Date of Sampling	12/10/2020
	Start Date of Analysis	13/10/2020
	End Date of Analysis	19/10/2020
	Sample Details	Ambient Air
	Sample Location	Near Main Gate
Sample Collected By	Time of Sampling	9:50
	Green EnviroSafe Engineers & Consultant Pvt. Ltd, Pune	

Ambient Air Analysis Report

Sr. No.	Parameter	Result	Unit(s)	NAAQ Standards
1.	Ambient Temperature	30	°C	
2.	Dry Bulb Temperature	32	°C	
3.	Wet Bulb Temperature	22	°C	
4.	Relative Humidity	43	% RH	
5.	Sampling Duration	480	Min	
6.	Sulphur Dioxide (SO ₂)	9.03	µg/M ³	≤ 80
7.	Oxides of Nitrogen (NO ₂)	23.01	µg/M ³	≤ 80
8.	Particulate Matter PM ₁₀	48.02	µg/M ³	≤ 100
9.	Particulate Matter PM _{2.5}	22.07	µg/M ³	≤ 60
10.	Carbon Monoxide (CO)	0.58	mg/M ³	≤ 04
11.	Ozone(O ₃)	<21.4	µg/M ³	≤ 180
12.	Lead (Pb)	BDL	µg/M ³	≤ 1.0
13.	Ammonia (NH ₃)	BDL	µg/M ³	≤ 400
14.	Benzene (C ₆ H ₆)	BDL	µg/M ³	≤ 05
15.	Benzo(a)Pyrene (BaP)	BDL	ng/M ³	≤ 01
16.	Arsenic (As)	BDL	ng/M ³	≤ 06
17.	Nickel (Ni)	BDL	ng/M ³	≤ 20

Remark-

- All above results are within National Ambient Air Quality standards.
- BDL – Below Detectable Limit.

ANALYZED BY-

Shek



AUTHORIZED SIGNATORY

Pande

Terms and conditions

- The report is refer only to the sample tested and not applies to the bulk.
- The results shown in this test report may differ based on various factors including temperature, humidity, pressure, retention time etc.
- The test report cannot be reproduced wholly or in part and cannot be used for promotional or publicity purpose without the written consent of laboratory, GESEC.
- Samples will be retained for a period of seven (7) days after completion of analysis. Longer retention periods can be arranged, on request of the customer.
- We strictly maintain the confidentiality of all test result of sample(s) collected by us/ supplied by customer and not revel to third party unless required by the statutory or legal requirement
- MoEF approved Lab by Govt. of India. From date: 09/02/2017 to 08/02/2022.

TEST CERTIFICATE

Report No: GESEC/PRO/2020-21/10/946	Date of Report	19/10/2020
Client Name and Address: PMAY Housing project at Plot no.2, Sector-39 at Mansarovar CBD Belapur, Navi Mumbai by CIDCO	Date of Sampling	12/10/2020
	Start Date of Analysis	13/10/2020
	End Date of Analysis	19/10/2020
	Sample Details	Ambient Air
	Sample Location	Near Project Site
	Time of Sampling	10:20
Sample Collected By	Green Envirosafe Engineers & Consultant Pvt. Ltd, Pune	

Ambient Air Analysis Report

Sr. No.	Parameter	Result	Unit(s)	NAAQ Standards
1.	Ambient Temperature	30	°C	
2.	Dry Bulb Temperature	32	°C	
3.	Wet Bulb Temperature	22	°C	
4.	Relative Humidity	43	% RH	
5.	Sampling Duration	480	Min	
6.	Sulphur Dioxide (SO ₂)	9.04	µg/M ³	≤ 80
7.	Oxides of Nitrogen (NO ₂)	23.05	µg/M ³	≤ 80
8.	Particulate Matter PM ₁₀	49.08	µg/M ³	≤ 100
9.	Particulate Matter PM _{2.5}	21.5	µg/M ³	≤ 60
10.	Carbon Monoxide (CO)	0.50	mg/M ³	≤ 04
11.	Ozone(O ₃)	<21	µg/M ³	≤ 180
12.	Lead (Pb)	BDL	µg/M ³	≤ 1.0
13.	Ammonia(NH ₃)	BDL	µg/M ³	≤ 400
14.	Benzene(C ₆ H ₆)	BDL	µg/M ³	≤ 05
15.	Benzo(a)Pyrene (BaP)	BDL	ng/M ³	≤ 01
16.	Arsenic (As)	BDL	ng/M ³	≤ 06
17.	Nickel (Ni)	BDL	ng/M ³	≤ 20

Remark-

- All above results are within National Ambient Air Quality standards.
- BDL – Below Detectable Limit.

ANALYZED BY-

Shree



AUTHORIZED SIGNATORY

Pranto

Terms and conditions

- The report is refer only to the sample tested and not applies to the bulk.
- The results shown in this test report may differ based on various factors including temperature, humidity, pressure, retention time etc.
- The test report cannot be reproduced wholly or in part and cannot be used for promotional or publicity purpose without the written consent of laboratory, GESEC.
- Samples will be retained for a period of seven (7) days after completion of analysis. Longer retention periods can be arranged, on request of the customer.
- We strictly maintain the confidentiality of all test result of sample(s) collected by us/ supplied by customer and not revel to third party unless required by the statutory or legal requirement
- MoEF approved Lab by Govt. of India. From date. 09/02/2017 to 08/02/2022.



TEST CERTIFICATE

Report No: GESEC/PRO/2020-21/10/947	Date of Report	19/10/2020
Client Name and Address: PMAY Housing project at Plot no.2, Sector-39 at Mansarovar CBD Belapur, Navi Mumbai by CIDCO	Date of Sampling	12/10/2020
	Sample Details	Ambient Noise
	Sample Collected By	Green EnviroSafe Engineers & Consultant Pvt. Ltd, Pune

Ambient Noise Report

Sr. No.	Location	Day Time	MPCB Standards dB(A) Day
1.	Near Main Gate	51.5	75.00
2.	Near Project site	49.8	

Remark-

- All above Noise level results are within MPCB Standards limit.
- Day -75 dB.

ANALYZED BY-

Shree



AUTHORIZED SIGNATORY

Prande

Terms and conditions

1. The report is refer only to the sample tested and not applies to the bulk.
2. The results shown in this test report may differ based on various factors including temperature, humidity, pressure, retention time etc.
3. The test report cannot be reproduced wholly or in part and cannot be used for promotional or publicity purpose without the written consent of laboratory, GESEC.
4. Samples will be retained for a period of seven (7) days after completion of analysis. Longer retention periods can be arranged, on request of the customer.
5. We strictly maintain the confidentiality of all test result of sample(s) collected by us/ supplied by customer and not reveal to third party unless required by the statutory or legal requirement
6. MoEF approved Lab by Govt. of India. From date. 09/02/2017 to 08/02/2022.



TEST CERTIFICATE

Report No: GESEC/PRO/2020-21/10/948	Date of Report	19/10/2020
Client Name and Address: M/s. PMAY Housing project at Plot no.2, Sector-39 at Mansarovar CBD Belapur, Navi Mumbai by CIDCO	Date of Sampling	12/10/2020
	Start Date of Analysis	13/10/2020
	End Date of Analysis	17/10/2020
	Sample Details	Drinking Water
	Nature of sample	Liquid
Sample Collected By	Green EnviroSafe Engineers & Consultant Pvt. Ltd, Pune	

WATER ANALYSIS REPORT

Sr. No.	Parameter	Result	Limits as per Is 10500:2012	Unit(s)	Standard Method
Physical Parameter					
1.	Color	Clear	<5	Hazen	IS : 3025 (Part 4):1983
2.	Turbidity	<1.0	<1	NTU	IS : 3025 (Part 10):1984
3.	TDS	105	<500	mg/lit	IS : 3025 (Part 16):1984
Chemical Parameter					
4.	pH	7.3	6.5 to 8.5	--	IS:3025 Part-11(R.A:2012)
5.	Total Hardness	125	<200	mg/lit	IS:3025 Part-21(R.A:2012)
6.	Total Alkalinity	68.5	<200	mg/lit	IS:3025 Part-23(R.A:2012)
7.	Sulphate	3.55	<200	mg/lit	IS:3025 Part-24(R.A:2012)
8.	Residual Chlorine	<0.1	<0.2	mg/lit	IS : 3025 (Part 26)1986
9.	Chloride	15.2	<250	mg/lit	IS:3025 Part-32(R.A:2014)
10.	Calcium (as Ca)	16.3	<75	mg/lit	IS:3025 Part-40(R.A:2012)
11.	Magnesium (as Mg)	6.8	<30	mg/lit	IS:3025 Part-46(R.A:2012)
Elemental Analysis					
12.	Iron as Fe	<0.1	<0.3	mg/lit	AAS Method
Microbiological Parameter					
13.	Total Coliform	Absent	Absent	MPN/100ml	IS 1622:1981
14.	E.coli.	Absent	Absent	per/100ml	IS 1622:1981

Remark(s):

- > The above water sample is Comply with required limit as per 10500:2012.
- > For Total Coliform & E.coli. Absent can be consider as Zero [Refer IS:1622 (R.A.1996), Table No.-4].

ANALYZED BY-

Shert



AUTHORIZED SIGNATORY-

Pande

Terms and conditions

- The report is refer only to the sample tested and not applies to the bulk.
- The results shown in this test report may differ based on various factors including temperature, humidity, pressure, retention time etc.
- The test report cannot be reproduced wholly or in part and cannot be used for promotional or publicity purpose without the written consent of laboratory, GESEC.
- Samples will be retained for a period of seven (7) days after completion of analysis. Longer retention periods can be arranged, on request of the customer.
- We strictly maintain the confidentiality of all test result of sample(s) collected by us/ supplied by customer and not revel to third party unless required by the statutory or legal requirement
- MoEF approved Lab by Govt. of India. From date. 09/02/2017 to 08/02/2022.



TEST CERTIFICATE

Report No: GESEC/PRO/2020-21/10/949	Date of Report	19/10/2020
Client Name and Address: M/s. PMAY Housing project at Plot no.2, Sector-39 at Mansarovar CBD Belapur, Navi Mumbai by CIDCO	Date of Sampling	12/10/2020
	Start Date of Analysis	13/10/2020
	End Date of Analysis	17/10/2020
	Sample Details	Soil
	Nature of sample	Solid
Sample Collected By	Green EnviroSafe Engineers & Consultant Pvt. Ltd, Pune	

SOIL ANALYSIS REPORT

Sr. No.	Parameter	Result	Unit(s)
1	Texture	Clay Loam	
2	Percentage Of Different Components		
	Sand	14	%
	Silt	10	%
	Clay	76	%
3	Soil Moisture	12.2	%
4	Bulk Density	6.20	gm/cm ²
5	Water Holding Capacity	58.1	%
6	pH	6.5	--
7.	Conductivity	158.5	µs/cm
8.	Organic Carbon	2.02	%
9.	Calcium (as Ca)	18.2	mg/kg
10	Magnesium (as Mg)	10.2	mg/kg
11	Total Kjeldhal Nitrogen	0.22	%
12	Phosphorous (as P)	5.36	kg/ha
13	Potassium (as K)	132.2	kg/ha
14	Iron (as Fe)	3.55	mg/kg
15	Zinc (as Zn)	3.2	mg/kg
16	Copper (as Cu)	<0.06	mg/kg

Terms and conditions

- The report is refer only to the sample tested and not applies to the bulk.
- The results shown in this test report may differ based on various factors including temperature, humidity, pressure, retention time etc.
- The test report cannot be reproduced wholly or in part and cannot be used for promotional or publicity purpose without the written consent of laboratory, GES.
- Samples will be retained for a period of seven (7) days after completion of analysis. Longer retention periods can be arranged, on request of the customer.
- We strictly maintain the confidentiality of all test result of sample(s) collected by us/ supplied by customer and not revel to third party unless required by the statutory or legal requirement.
- MoEF approved Lab by Govt. of India. From date. 09/02/2017 to 08/02/2022.



17	Sodium	15.2	mg/kg
18	Manganese (as Mn)	<0.07	mg/kg
19	Total Chromium (as Cr)	<0.06	mg/kg
20	Nickel (as Ni)	<0.04	mg/kg
21	Cadmium (as Cd)	<0.07	mg/kg
22	Lead (as Pb)	<0.2	mg/kg
23	Sodium Adsorption Ratio	3.15	-
ANALYZED BY-		AUTHORIZED SIGNATORY	
			




Terms and conditions

1. The report is refer only to the sample tested and not applies to the bulk.
2. The results shown in this test report may differ based on various factors including temperature, humidity, pressure, retention time etc.
3. The test report cannot be reproduced wholly or in part and cannot be used for promotional or publicity purpose without the written consent of laboratory, GESEC.
4. Samples will be retained for a period of seven (7) days after completion of analysis. Longer retention periods can be arranged, on request of the customer.
5. We strictly maintain the confidentiality of all test result of sample(s) collected by us/ supplied by customer and not revel to third party unless required by the statutory or legal requirement
6. MoEF approved Lab by Govt. of India. From date. 09/02/2017 to 08/02/2022.

ANNEXURE NO. 7

**EC RECEIVING DETAILS IN LOCAL NEWSPAPER
ADVERTISEMENT**



सिडको
साहसचे विजयकार

पर्यावरण निपटारा

सर्व संबंधितांना सदर कळविण्यात येते की, स्टेट एन्वायरमेंट इम्पॅक्ट असेसमेंट ऑथॉरिटी (एसआयए), महाराष्ट्र यांना पीएमएवाय हाऊसिंग स्कीम अंतर्गत खालील ठिकाणांसाठी पर्यावरण निपटारा मंजूर केला आहे. आणि पर्यावरण निपटारा प्रवाची प्रत महाराष्ट्र प्रदूषण नियंत्रण मंडळाकडे उपलब्ध आहे आणि वेबसाईट <http://parivesh.nic.in> येथे सुद्धा पाहता येईल आणि सिडकोच्या वेबसाईटवर सुद्धा उपलब्ध आहे.

अ. क्र.	ठिकाणाचे नाव	एसईआयएचा संदर्भ क्र. ईसी करिता मंजूरी पत्र सह तारीख
१	प्लॉट क्र. २, सेक्टर-३९, मानसरोवर रेल्वे स्टेशन, कामोठे नोडे	एसआयए/एमएच/एमआयएस/१/४५५२१/२०२० दिनांक : ३१.०३.२०२०
२	प्लॉट क्र. ५, सेक्टर-०३, सानपाडा रेल्वे स्टेशन जवळ, (नोडल साईड) सानपाडा.	एसआयए/एमएच/एमआयएस/१/१७९३८/२०१९ दिनांक : ३१.०३.२०२०
३	प्लॉट क्र. २० आणि २१, सेक्टर-३० वाशी, सानपाडा रेल्वे स्टेशन जवळ, (हायवे साईट)	एसआयए/एमएच/एमआयएस/१/१७८७३/२०१९ दिनांक : ३१.०३.२०२०
४	प्लॉट क्र. १, सेक्टर-२८, खादिश्वर रेल्वे स्टेशन जवळ, (नोडल साईड, कामोठे, नवी मुंबई	एसआयए/एमएच/एमआयएस/५/०९३/२०१९ दिनांक : ०८.०७.२०२०

सुपरिटेन्डिंग इंजिनियर
(हाऊसिंग-१)
सिडको ऑफ महाराष्ट्र लि.,
७वा मजला, सिडको भवन, सीबीडी बेलापूर,
नवी मुंबई-४०० ६१४.
सीडको/पीआर/०६४/२०२०-२१

CIN - U99999 MH 1970 SGC-014574
www.cidco.maharashtra.gov.in

सिडको/जलसंस्कार/०६४/१०२०-२१

Newspaper name – Navshakti

Date- 31.07.2020

Page no. 12



Environmental Clearance

This is to inform to all concern that the State Environment Impact Assessment Authority (SIAA) Maharashtra has granted Environmental Clearance to following sites under PMAY Housing Scheme & Copy of Environmental Clearance letters are available with Maharashtra Pollution Control Board and may also be seen at website at <http://parivesh.nic.in> & is also available at CIDCO website.

S. N.	Name of site Location	Reference No. of SEIAA sanction letter for Ec with date
1	Plot No.2, Sector-39, Mansarovar Railway Station, Kamothe Node	SIA/MH/MIS/145521/2020 dated 31.03.2020
2	Plot No.5, Sector-03, near Sanpada Railway Station (Nodal side) Sanpada	SIA/MH/MIS/117938/2019 dated 31.03.2020
3	Plot No.20 & 21, Sector-30, Vashi near Sanpada Railway Station (Highway side)	SIA/MH/MIS/117873/2019 dated 31.03.2020
4	Plot No.1, Sector-28, near Khandeshwar Railway Station (Nodal side) Kamothe Node, Navi Mumbai	SIA/MH/MIS/50993/2019 dated 08.07.2020

**Superintending Engineer
(Housing - I)**

CIDCO of Maharashtra Ltd
7th Floor, CIDCO Bhavan,
CBD Belapur, Navi Mumbai - 400 614

CIN - U99999 MH 1970 SGC-014574
www.cidco.maharashtra.gov.in

CIDCO/PR/064/2020-21

**Newspaper name – The Free
Press Journal
Date- 31.07.2020
Page no. 14**

ANNEXURE NO. 8 EC COPY SUBMISSION TO NGO



CITY AND INDUSTRIAL DEVELOPMENT CORPORATION OF MAHARASHTRA LIMITED

[CIN - U99999 MH 1970 SGC - 014574]

REGD. OFFICE:

"NIRMAL", 2nd Floor, Nariman Point,
Mumbai - 400 021.
PHONE : 00-91-22-6650 0900
FAX : 00-91-22-2202 2509

HEAD OFFICE:

CIDCO Bhavan, CBD Belapur,
Navi Mumbai - 400 614.
PHONE: 00-91-22-6791 8100
FAX : 00-91-22-6791 8166

Ref. No. CIDCO/SE (HSG-I)/2020/

Date : 08.04.2020

To,
M/s. Nayanrushti Foundation
Shop No. 32/1, Fl No. 10,
Sharda Complex, Ambegaon BK,
Pune, Maharashtra,
India, 411046

Subject: Regarding submission of Environment Clearance copy

Dear Sir,


We M/s. City & Industrial Development Corporation of Maharashtra LTD (M/s. CIDCO LTD.) are developer of PMAY housing scheme, Package-III. The construction project is located at Plot No.02, Sector-39 at Mansarovar railway station site, Kamothe, Navi Mumbai. An Environment Clearance (EC) for the PMAY housing project was accorded by the Environment Department, Maharashtra vide Environmental Clearance Letter no. SIA/MH/MIS/145521/2020 granted on date – 31.03.2020.

As per specific conditions mentioned in the Environment Clearance (EC), we have to submit EC copy to Local NGO and submit acknowledgement copy to Member Secretary, SEIAA.

Accordingly, we hereby submit the EC copy for your reference. This is for your information and record please.

Thanking you,

Yours Sincerely,


Superintending Engineer (HSG-I)
CIDCO Ltd., 6th Floor, CIDCO Bhavan,
CBD Belapur – 400 614.
(Project Proponent)

❖ Annexure: - Environment Clearance copy



Received EC copy
10/04/2020

In case of any corruption related complaints, please visit :
www.cidco.maharashtra.gov.in Click on Dakshata link