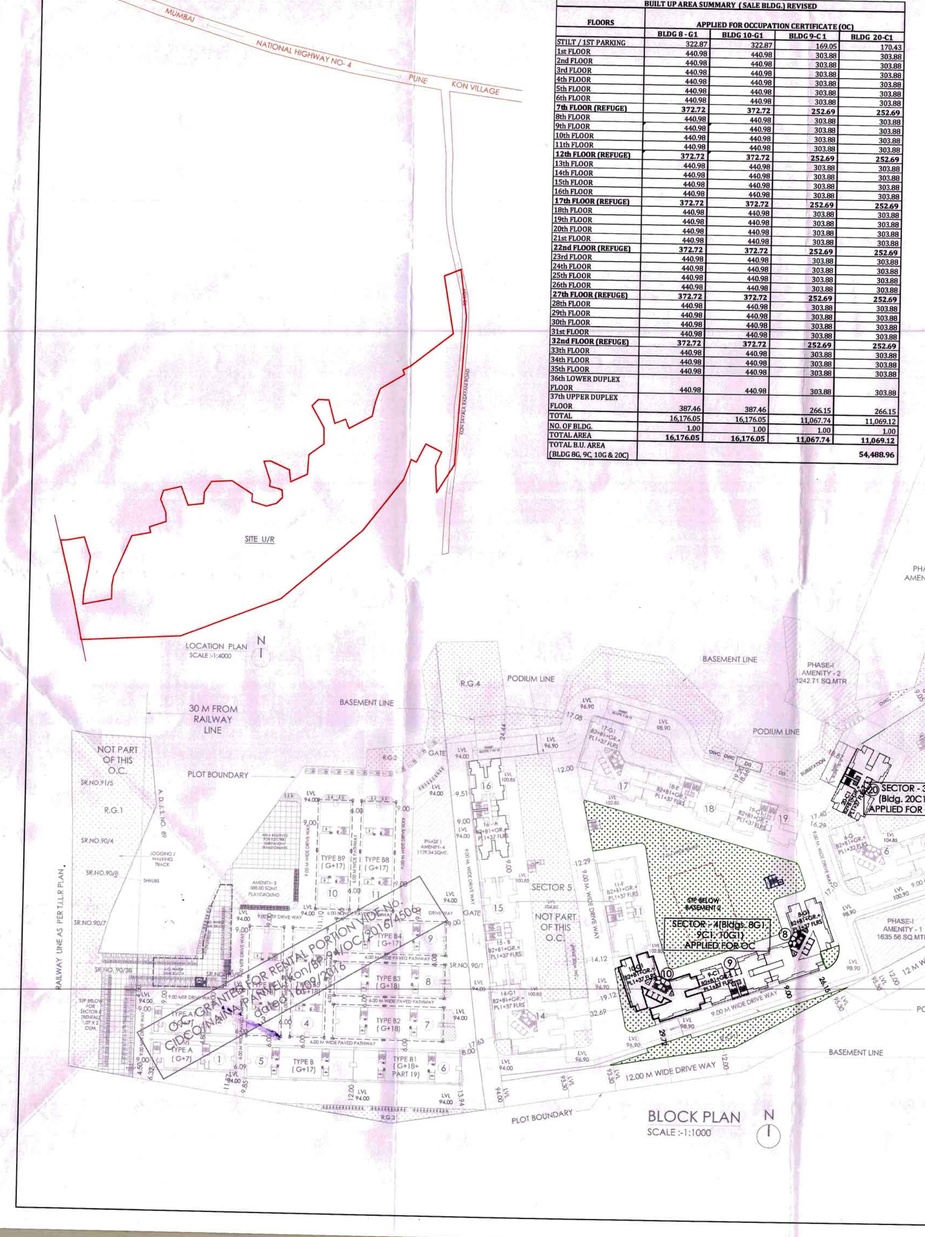

BUILT UP AREA SUMMARY (SALE BLDG.) REVISED

FLOORS	APPLIED FOR OCCUPATION CERTIFICATE(OC)			
	BLDG 8 - G1	BLDG 10-G1	BLDG 9-C1	BLDG 20-C1
STILT / 1ST PARKING	322.87	322.87	169.05	170.43
1st FLOOR	440.98	440.98	303.88	303.88
2nd FLOOR	440.98	440.98	303.88	303.88
3rd FLOOR	440.98	440.98	303.88	303.88
4th FLOOR	440.98	440.98	303.88	303.88
5th FLOOR	440.98	440.98	303.88	303.88
6th FLOOR	440.98	440.98	303.88	303.88
7th FLOOR (REFUGE)	**372.72**	**372.72**	**252.69**	**252.69**
8th FLOOR	440.98	440.98	303.88	303.88
9th FLOOR	440.98	440.98	303.88	303.88
10th FLOOR	440.98	440.98	303.88	303.88
11th FLOOR	440.98	440.98	303.88	303.88
12th FLOOR (REFUGE)	**372.72**	**372.72**	**252.69**	**252.69**
13th FLOOR	440.98	440.98	303.88	303.88
14th FLOOR	440.98	440.98	303.88	303.88
15th FLOOR	440.98	440.98	303.88	303.88
16th FLOOR	440.98	440.98	303.88	303.88
17th FLOOR (REFUGE)	**372.72**	**372.72**	**252.69**	**252.69**
18th FLOOR	440.98	440.98	303.88	303.88
19th FLOOR	440.98	440.98	303.88	303.88
20th FLOOR	440.98	440.98	303.88	303.88
21st FLOOR	440.98	440.98	303.88	303.88
22nd FLOOR (REFUGE)	**372.72**	**372.72**	**252.69**	**252.69**
23rd FLOOR	440.98	440.98	303.88	303.88
24th FLOOR	440.98	440.98	303.88	303.88
25th FLOOR	440.98	440.98	303.88	303.88
26th FLOOR	440.98	440.98	303.88	303.88
27th FLOOR (REFUGE)	**372.72**	**372.72**	**252.69**	**252.69**
28th FLOOR	440.98	440.98	303.88	303.88
29th FLOOR	440.98	440.98	303.88	303.88
30th FLOOR	440.98	440.98	303.88	303.88
31st FLOOR	440.98	440.98	303.88	303.88
32nd FLOOR (REFUGE)	**372.72**	**372.72**	**252.69**	**252.69**
33th FLOOR	440.98	440.98	303.88	303.88
34th FLOOR	440.98	440.98	303.88	303.88
35th FLOOR	440.98	440.98	303.88	303.88
36th LOWER DUPLEX FLOOR	440.98	440.98	303.88	303.88
37th UPPER DUPLEX FLOOR	387.46	387.46	266.15	266.15
TOTAL	16,176.05	16,176.05	11,067.74	11,069.12
NO. OF BLDG.	1.00	1.00	1.00	1.00
TOTAL AREA	**16,176.05**	**16,176.05**	**11,067.74**	**11,069.12**
TOTAL B.U. AREA (BLDG 8G, 9C, 10G & 20C)				**54,488.96**

AREA STATEMENT AS PER 7/12

SR.NO.	SURVEY NO.	AREA IN SQM.	AQUIRED LAND (H) FOR		PLINE AREA UNDER 30 M ROAD	BALANCE AREA
		AS PER 7/12	ROADS	RAILWAYS	ROADS	MTRS.
1	80/A	12,900.00	1,500.00	-	1,340.66	10,059.34
2	85 /0	66,000.00	-	3,900.00	1,761.60	60,338.40
3	83 / 7 + 8B + 5B	4,800.00	-	-	879.30	3,920.70
4	83 / 2A	1,000.00	-	-		1,000.00
5	83 / 3	800.00	-	-		800.00
6	86 / 1	1,700.00	-	-		1,700.00
7	90 /1A	127.00	-	-		127.00
8	90 / 1B	1,573.00	-	-		1,573.00
9	90 /11	2,240.00	-	-		2,240.00
10	90 /10	3,040.00	-	-		3,040.00
11	90 /9	1,820.00	-	-		1,820.00
12	90 / 3B	1,990.00	-	-		1,990.00
13	90/ 7	3,260.00	-	2,560.00		700.00
14	90 /8	600.00	-	50.00		550.00
15	90 /4	2,380.00	-	2,080.00		300.00
16	91 /5	4,190.00	-	2,760.00		1,430.00
TOTAL		**1,08,420.00**	**1,500.00**	**11,350.00**	**3,981.56**	**91,588.44**

RENTAL R.G. AREA

R.G. AREA STATEMENT

TOTAL R.G. REQUIRED				
21179.83	X	8.0%	=	1694.39
R.G. PROVIDED				
R.G. 1		=	3734.37	
R.G. 2		=	533.89	
R.G. 3		=	257.69	
TOTAL R.G. PROVIDED		=	**4526.15**	

SALE R.G. AREA

R.G. AREA STATEMENT

TOTAL R.G. REQUIRED				
63539.48	X	8.0%	=	5083.16 SQ.MT
R.G. PROVIDED				
R.G. 1		=	638.39	SQ.MT
R.G. 2		=	1188.67	SQ.MT
R.G. 3		=	193.13	SQ.MT
R.G. 4		=	3525.54	SQ.MT
R.G. 6		=	390.68	SQ.MT
R.G. 7		=	202.79	SQ.MT
R.G. 12		=	206.28	SQ.MT
R.G. 13		=	449.26	SQ.MT
TOTAL		=	**6794.74**	**SQ.MT**
TOTAL R.G. PROVIDED		=	**6794.74**	**SQ.MT**

AMENITY AREA STATEMENT IN SQ.MT.

AMENITY REQUIRED				
91588.44	X	7.5%	=	6869.13
AMENITY PROVIDED				
SALE AMENITY				
AMENITY NO. 1			=	1635.56
AMENITY NO. 2			=	1242.71
AMENITY NO. 3			=	2274.63
RENTAL AMENITY				
AMENITY NO. 4			=	1129.34
AMENITY NO. 5			=	588.00
TOTAL (AMENITY AREA)			=	**6870.24**

TENAMENT (SALE BLDG.)

BLDG. NO.	FLAT NO.
BLDG. 8-G	214
BLDG. 9-C	140
BLDG. 10-G	210
BLDG. 20-C	140
TOTAL	**704.00**

TENAMENT AREA STATEMENT

BUILDING - 20-C1

FLOORS	FLAT NO.	CARPET AREA	BALCONY AREA ENCL.	BALCONY AREA PROJECTED	B/U AREA
STILT FLOOR	2	72.68	0.00	3.70	85.34
	3	72.68	0.00	3.70	85.34
1ST TO 6TH, 8TH TO 11TH, 13TH TO 16TH, 18TH TO 21ST, 23RD TO 26TH, 28TH TO 31ST & 33RD TO 37TH TYPICAL FLOOR	1	64.71	3.94	3.72	75.85
	2	64.71	3.94	3.98	75.85
	3	64.71	3.94	3.98	75.85
	4	64.71	3.94	3.72	75.85
7TH, 12TH, 17TH, 22ND,27TH & 32ND	1	64.71	3.94	3.72	75.85
	2	64.71	3.94	3.98	75.85
	3	64.71	3.94	3.98	75.85
	4	0.00	0.00	0.00	0.00
DUPLEX FLOOR (36TH LOWER & 37TH UPPER)	1	122.03	7.88	3.72	142.37
	2	122.03	7.88	3.98	142.37
	3	122.03	7.88	3.98	142.37
	4	122.03	7.88	3.72	142.37

TENAMENT AREA STATEMENT

BUILDING - 9-C1

FLOORS	FLAT NO.	CARPET AREA	BALCONY AREA ENCL.	BALCONY AREA PROJECTED	B/U AREA
STILT FLOOR	2	72.03	0.00	3.62	84.54
	3	72.03	0.00	3.62	84.54
1ST TO 6TH, 8TH TO 11TH, 13TH TO 16TH, 18TH TO 21ST, 23RD TO 26TH, 28TH TO 31ST & 33RD TO 37TH TYPICAL FLOOR	1	64.71	3.94	3.72	75.85
	2	64.71	3.94	3.98	75.85
	3	64.71	3.94	3.98	75.85
	4	64.71	3.94	3.72	75.85
7TH, 12TH, 17TH, 22ND,27TH & 32ND	1	64.71	3.94	3.72	75.85
	2	64.71	3.94	3.98	75.85
	3	64.71	3.94	3.98	75.85
	4	0.00	0.00	0.00	0.00
DUPLEX FLOOR (36TH LOWER & 37TH UPPER)	1	122.03	7.88	3.72	142.37
	2	122.03	7.88	3.98	142.37
	3	122.03	7.88	3.98	142.37
	4	122.03	7.88	3.72	142.37

TENAMENT AREA STATEMENT

BUILDING - 8-G1

FLOORS	FLAT NO.	CARPET AREA	BALCONY AREA ENCL.	BALCONY AREA PROJECTED	B/U AREA
STILT FLOOR	1	64.17	3.78	3.87	75.33
	2	70.94	0.00	3.43	83.95
	3	64.88	0.00	3.43	77.48
	4	64.88	0.00	3.43	77.48
	5	70.94	0.00	3.43	83.95
1ST TO 4TH, 6TH TO 11TH, 13TH TO 16TH, 18TH TO 21ST, 23RD TO 26TH, 28TH TO 31ST, 33RD TO 37TH TYPICAL FLOOR	1	64.17	3.78	3.87	75.33
	2	64.77	3.78	3.75	75.44
	3	58.75	3.78	3.75	69.33
	4	58.75	3.78	3.75	69.33
	5	64.77	3.78	3.75	75.44
	6	64.17	3.78	3.87	75.33
7TH,12TH,17TH,22ND,27TH & 32ND TYPICAL REFUGE FLOOR	1	64.17	3.78	3.87	75.33
	2	64.77	3.78	3.75	75.44
	3	58.75	3.78	3.75	69.33
	4	0.00	0.00	0.00	0.00
	5	64.77	3.78	3.75	75.44
	6	64.17	3.78	3.87	75.33
DUPLEX FLOOR (36TH LOWER & 37TH UPPER)	1	120.23	7.56	3.87	141.87
	2	121.44	7.56	3.75	142.07
	3	109.38	7.56	3.75	129.90
	4	109.38	7.56	3.75	129.90
	5	121.44	7.56	3.75	142.07
	6	120.23	7.56	3.87	141.87

TENAMENT AREA STATEMENT

BUILDING - 10-G1

FLOORS	FLAT NO.	CARPET AREA	BALCONY AREA ENCL.	BALCONY AREA PROJECTED	B/U AREA
STILT FLOOR (GYM & BIBCOCK GAMES)	2				
	3	138.15	0.00	6.86	161.44
	4				
	5	137.07	0.00	6.86	161.44
1ST TO 4TH, 6TH TO 11TH, 13TH TO 16TH, 18TH TO 21ST, 23RD TO 26TH, 28TH TO 31ST, 33RD TO 37TH TYPICAL FLOOR	1	64.17	3.78	3.87	75.33
	2	64.77	3.78	3.75	75.44
	3	58.75	3.78	3.75	69.33
	4	58.75	3.78	3.75	69.33
	5	64.77	3.78	3.75	75.44
	6	64.17	3.78	3.87	75.33
7TH,12TH,17TH,22ND,27TH & 32ND TYPICAL REFUGE FLOOR	1	64.17	3.78	3.87	75.33
	2	64.77	3.78	3.75	75.44
	3	58.75	3.78	3.75	69.33
	4	0.00	0.00	0.00	0.00
	5	64.77	3.78	3.75	75.44
	6	64.17	3.78	3.87	75.33
DUPLEX FLOOR (36TH LOWER & 37TH UPPER)	1	120.23	7.56	3.87	141.87
	2	121.44	7.56	3.75	142.07
	3	109.38	7.56	3.75	129.90
	4	109.38	7.56	3.75	129.90
	5	121.44	7.56	3.75	142.07
	6	120.23	7.56	3.87	141.87

SECTOR - 4 BALCONY AREA STATEMENT

FLOORS	BLDG 8-G & 10-G				BLDG 9-C				BLDG 20-C			
	Permissible Balcony area	Enclosed Balcony Area	Projected Balcony Area	Total Proposed Balcony	Permissible Balcony area	Enclosed Balcony Area	Projected Balcony Area	Total Proposed Balcony	Permissible Balcony area	Enclosed Balcony Area	Projected Balcony Area	Total Proposed Balcony
STILT / 1ST PARKING	22.23	-	13.73	13.73	16.91							
1st FLOOR	43.91	22.68	22.73	45.41	30.30	15.77	15.40	31.17	30.30	15.77	15.40	31.17
2nd FLOOR	43.91	22.68	22.73	45.41	30.30	15.77	15.40	31.17	30.30	15.77	15.40	31.17
3rd FLOOR	43.91	22.68	22.73	45.41	30.30	15.77	15.40	31.17	30.30	15.77	15.40	31.17
4th FLOOR	43.91	22.68	22.73	45.41	30.30	15.77	15.40	31.17	30.30	15.77	15.40	31.17
5th FLOOR	43.91	22.68	22.73	45.41	30.30	15.77	15.40	31.17	30.30	15.77	15.40	31.17
6th FLOOR	43.91	22.68	22.73	45.41	30.30	15.77	15.40	31.17	30.30	15.77	15.40	31.17
7th FLOOR (REFUGE)	37.69	18.90	18.93	37.83	22.76	11.83	11.60	23.51	22.76	11.83	11.60	23.51
8th FLOOR	43.91	22.68	22.73	45.41	30.30	15.77	15.40	31.17	30.30	15.77	15.40	31.17
9th FLOOR	43.91	22.68	22.73	45.41	30.30	15.77	15.40	31.17	30.30	15.77	15.40	31.17
10th FLOOR	43.91	22.68	22.73	45.41	30.30	15.77	15.40	31.17	30.30	15.77	15.40	31.17
11th FLOOR	43.91	22.68	22.73	45.41	30.30	15.77	15.40	31.17	30.30	15.77	15.40	31.17
12th FLOOR (REFUGE)	37.69	18.90	18.93	37.83	22.76	11.83	11.60	23.51	22.76	11.83	11.60	23.51
13th FLOOR	43.91	22.68	22.73	45.41	30.30	15.77	15.40	31.17	30.30	15.77	15.40	31.17
14th FLOOR	43.91	22.68	22.73	45.41	30.30	15.77	15.40	31.17	30.30	15.77	15.40	31.17
15th FLOOR	43.91	22.68	22.73	45.41	30.30	15.77	15.40	31.17	30.30	15.77	15.40	31.17
16th FLOOR	43.91	22.68	22.73	45.41	30.30	15.77	15.40	31.17	30.30	15.77	15.40	31.17
17th FLOOR (REFUGE)	37.69	18.90	18.93	37.83	22.76	11.83	11.60	23.51	22.76	11.83	11.60	23.51
18th FLOOR	43.91	22.68	22.73	45.41	30.30	15.77	15.40	31.17	30.30	15.77	15.40	31.17
19th FLOOR	43.91	22.68	22.73	45.41	30.30	15.77	15.40	31.17	30.30	15.77	15.40	31.17
20th FLOOR	43.91	22.68	22.73	45.41	30.30	15.77	15.40	31.17	30.30	15.77	15.40	31.17
21st FLOOR (REFUGE)	37.69	18.90	18.93	37.83	22.76	11.83	11.60	23.51	22.76	11.83	11.60	23.51
22nd FLOOR	43.91	22.68	22.73	45.41	30.30	15.77	15.40	31.17	30.30	15.77	15.40	31.17
23rd FLOOR	43.91	22.68	22.73	45.41	30.30	15.77	15.40	31.17	30.30	15.77	15.40	31.17
24th FLOOR	43.91	22.68	22.73	45.41	30.30	15.77	15.40	31.17	30.30	15.77	15.40	31.17
25th FLOOR	43.91	22.68	22.73	45.41	30.30	15.77	15.40	31.17	30.30	15.77	15.40	31.17
26th FLOOR	43.91	22.68	22.73	45.41	30.30	15.77	15.40	31.17	30.30	15.77	15.40	31.17
27th FLOOR (REFUGE)	37.69	18.90	18.93	37.83	22.76	11.83	11.60	23.51	22.76	11.83	11.60	23.51
28th FLOOR	43.91	22.68	22.73	45.41	30.30	15.77	15.40	31.17	30.30	15.77	15.40	31.17
29th FLOOR	43.91	22.68	22.73	45.41	30.30	15.77	15.40	31.17	30.30	15.77	15.40	31.17
30th FLOOR	43.91	22.68	22.73	45.41	30.30	15.77	15.40	31.17	30.30	15.77	15.40	31.17
31st FLOOR	43.91	22.68	22.73	45.41	30.30	15.77	15.40	31.17	30.30	15.77	15.40	31.17
32nd FLOOR (REFUGE)	37.69	18.90	18.93	37.83	22.76	11.83	11.60	23.51	22.76	11.83	11.60	23.51
33rd FLOOR	43.91	22.68	22.73	45.41	30.30	15.77	15.40	31.17	30.30	15.77	15.40	31.17
34th FLOOR	43.91	22.68	22.73	45.41	30.30	15.77	15.40	31.17	30.30	15.77	15.40	31.17
35th FLOOR	43.91	22.68	22.73	45.41	30.30	15.77	15.40	31.17	30.30	15.77	15.40	31.17
36th LOWER DUPLEX FLOOR	43.91	22.68	22.73	45.41	30.30	15.77	15.40	31.17	30.30	15.77	15.40	31.17
37th UPPER DUPLEX FLOOR	36.73	18.90	-	22.68	26.62	15.77	-	15.77	26.62	15.77	-	15.77
TOTAL	1,612.11	816.48	809.21	1,625.69	1,090.13	559.05	530.91	1,098.76	1,089.26	559.05	539.52	1,098.57

REGULATIONS APPLICABLE AT THE TIME OF SANCTION BY COLLECTOR, RAIGAD

For Sector 4 (8G1, 9C1 & 10G1)

BLDG. No.	OCCUPANCY	FLAT NOS	REQ. PARKING
8G1	1/3 tenement with built up area exceeding 50 sq.m. and not above 100 sq.m.	208	69
	1/2 tenement with built up area exceeding 100 sq.m. and not above 150 sq.m.	6	3
9C1	1/3 tenement with built up area exceeding 50 sq.m. and not above 100 sq.m.	136	45
	1/2 tenement with built up area exceeding 100 sq.m. and not above 150 sq.m.	4	2
10G1	1/3 tenement with built up area exceeding 50 sq.m. and not above 100 sq.m.	204	68
	1/2 tenement with built up area exceeding 100 sq.m. and not above 150 sq.m.	6	3
20C1	1/3 tenement with built up area exceeding 50 sq.m. and not above 100 sq.m.	136	45
	1/2 tenement with built up area exceeding 100 sq.m. and not above 150 sq.m.	4	2
TOTAL PARKING			238
REQUIRED VISITORS PARKING 10 %			24
TOTAL REQUIRED CAR PARKINGS			262

LEGEND

AREA UNDER DEVELOPEMENT SHOWN	-
BOUNDERY OF SURVEY NO. SHOWN	-
BOUNDERY OF HISSA NO. SHOWN	-
AREA UNDER RECREATIONAL OPEN SPACE	-
AREA UNDER AMENITY OPEN SPACE	-
EXISTING ROAD	-
PROPOSED ROAD	-

PROVIDED PARKING STATEMENT FOR SECTOR - 4

BUILDING NO. - 8-G, 10-G, 9-C & 20-C

FLOORS	BIG CAR	SMALL CAR	TOTAL CARS	TWO WHEELER
BASEMENT 2	94	57	151	27
BASEMENT 1	98	95	193	27
GROUND FLOOR	87	57	144	40
FIRST FLOOR / STILT	90	56	146	16
TOTAL	**369**	**265**	**634**	**110**

PROFORMA -B

1/12

CONTENTS OF SHEET

BLOCK PLAN, LOCATION PLAN

STAMP AND DATE OF RECEIPT OF PLAN

AS BUILT DRAWING APPROVED
Subject to the conditions mentioned in this office's letter No.:
CIDCO/NAINA/PANVEL/Kon/BP-94/OC/2018/1639
Dated : 17 MAY 2018
Associate Planner (NAINA)

STAMP AND DATE OF APPROVAL OF PLAN

PROFORMA - I

	Area Statement For Approval		
1	Area of the proposal approved by MMRDA (as per L.C)	95,570.00	
2	Area of plot as mentioned in NA TILR	95,570.00	
3	Area considered (least of above)	95,570.00	
	Deductions For		
	(a) Area under 30 M wide road (as per earlier approved permission and Location clearance)	3,981.56	
	(b) Any Reservation	NIL	
4	(Total a+b+c+d)	3,981.56	
5	Gross Area of plot (3-4)	91,588.44	
6	Deduction for Amenity space, 7.5 % of 5	6,869.13	
	Amenity Space provided	6,869.89	
7	Net Area of Plot (5-6) for FSI computation	84,718.55	
		Sale Plot	Rental Plot
8	Area For Proposed Approval	63,538.91	21,179.64
9	Permissible FSI	3.00	1.00
10	Permissible Builtup Area (5x7) (after adjusting excess area provided in rental part)	2,54,048.58	84,718.55
11	Permissible Commercial Area 15% of (8)	38,107.29	12,707.78
12	Proposed Commercial Built Up Area	-	244.33
13	Amenity spaces provided (in proportion of 4)	5,151.85	1,717.28
14	Amenity spaces provided	5,152.55	1,717.34
15	Recreation Grounds required(8%ON 6)	5,083.11	1,694.37
16	Recreation Grounds provided	7,413.79	4,526.15
17	Built Up Area approved by district collector Raigad	2,53,931.84	
18A	O.C. Granted Built Up Area for builindg No 1E, 2G ,3C 4D, 5C, 6G as per as-built drawing	69,013.29	84,825.62
18B	Proposed Built Up Area for builindg No 8G1, 9C1, 10G & 20C1 as per as-built drawing	54,488.96	
19	Balance Built Up Area for rest of the building i) as per collector approval (17 - (18A+18B))	1,30,429.59	-107.07
	ii) as per permissible BUA (10 - (18A+18B))	1,30,546.33	-
20	FSI Consumed for O. C. Granted builindgs No 1E, 2G , 3C 4D, 5C, 6G	0.81	
21	FSI going to be Consumed for builindg No 8G1, 9C1, 10G & 20C1	0.64	1.00
22	Overall FSI consumed so far (20+21)	1.45	
23	FSI Balance (9-22)	1.55	-

PROFORMA - II

I, (Name : Vaibhav Borkar) have been employed by the applicant as his Architect / Licensed examined the boundaries and the area of the plot Engineer / Structural Engineer / Supervisor. I have and I do hereby certified that I have personally verified and checked all the statements made by the applicant who is the owner / lessee in possession of the plot as in the above form and found them to be correct.

Date : 17 MAY 2018

Signature of Architect / Licensed Engineer / Structural Engineer / Supervisor

AR. VAIBHAV BORKAR
COA REG. NO. : CA/2003/30717.

Address : Indiabulls Finance Center, Tower -1, 15th Floor,Senapati Bapat Marg, Elphinstone Road, Mumbai 400 013.
Email ID : vaibhav.borkar@indiabulls.com Mobile : 9820308674

CERTIFICATE OF AREA

Certified that the plot under reference was surveyed by me on 12.12.2014 and the dimensions of side etc. of plot stated on plan are as measured on site and the area so worked out tallies with the area stated in document of ownership/T.P. Scheme Records/ Land Records
Department /city survey record.

Signature of Owner — M/S LUCINA LAND DEVELOPMENT LIMITED.

Signature of Architect — M/S OCTAVE CONSULTANTS

DESCRIPTION OF PROPOSAL & PROPERTY

PROPOSED DEVELOPMENT OF RENTAL HOUSING SCHEME ON LAYOUT BEARING S. NO. 80/A,85/0,83/7+8B+5B,83/2A,83/3,86/1,90/1A,90/1B,90/11,90/10,90/9,90/38,90/7,90/8,90/4, 91/5 VILLAGE KON, TALUKA - PANVEL, DIST.RAIGAD.

NORTH	JOB. NO.	DRG. NO.	DRAWN BY
	322	1/12	AMOL
	SCALE	DATE	CHECKED BY
	1: 1000	-	

REVISIONS DESCRIPTION :

R-0

NAME OF THE OWNER

M/S LUCINA LAND DEVELOPMENT LIMITED.

NAME ADDRESS AND SIGNATURE OF ARCHITECT (L.S.) — SIGNATURE

Octave Consultants
Architects, Interior & Landscape Designers
Indiabulls Finance Centre, Tower -1, 15th Floor,Senapati Bapat Marg, Elphinstone Road, Mumbai 400 013.

Octave Consultants CA/2003/30717

2ND BASEMENT FLOOR PLAN (SECTOR- 4)

SCALE = 1:500

PROVIDED PARKING STATEMENT FOR 2ND BASEMENT FLOOR				
SR. NO.	CAR NO.	COUNT CAR		TWO WHEER
		BIG	SMALL	
1	189	1	-	
2	190	-	1	
3	191 - 198	8	-	
4	199	-	1	
5	200 201	2	-	
6	202 - 204	-	3	
7	205 - 211	7	-	
8	212 213	-	2	
9	214	1	-	
10	215 - 216	-	2	
11	217	1	-	
12	218 - 220	-	3	
13	221 - 239	19	-	
14	240 - 241	-	2	27
15	242 - 265	24	-	
16	266 - 267	-	2	
17	268 - 281	14	-	
20	283	-	1	
21	284 - 297	14	-	
22	298 - 324	-	27	
23	325	1	-	
24	326	-	1	
25	327	1	-	
26	328 - 331	-	4	
27	332	1	-	
28	333 - 340	-	8	
TOTAL CAR NO		94	67	27

PROFORMA -B 2/12

CONTENTS OF SHEET

2ND BASEMENT FLOOR PLAN (SECTOR - 4)

STAMP AND DATE OF RECEIPT OF PLAN

AS BUILT DRAWING APPROVED
Subject to the conditions mentioned
in this office's letter No.:
CIDCO/NAINA/PANVEL/Kon/BP-94/OC/2018/1639
Dated 11 MAY 2018
11/5/18
Associate Planner (NAINA)

STAMP AND DATE OF APPROVAL OF PLAN

DESCRIPTION OF PROPOSAL & PROPERTY

PROPOSED DEVELOPMENT OF RESIDAL HOUSING SCHEME ON LAYOUT BEARING S.NO.80/A,85/0,83/7+48+58,83/2A,83/3,84/1,90/1A,90/18,90/11 90/10,90/9,90/28,90/7,90/8,90/4,91/5 VILLAGE KON, TALUKA - PANVEL, DIST.RAIGAD.

NORTH	JOB. NO.	DRG. NO.	DRAWN BY
	322	2/12	AMOL
	SCALE 1:500	DATE	CHECKED BY

REVISIONS DESCRIPTION :

NAME OF THE OWNER — SIGNATURE

M/S LUCINA LAND DEVELOPMENT LIMITED.

NAME ADDRESS AND SIGNATURE OF LICENSE SURVEYOR

Octave Consultants
Architects, Interior & Landscape Designers
Indiabulls Finance Centre, Tower 4, 15th Floor,Senapati Bapat Marg, Elphinstone Road, Mumbai 400 013.

Octave Consultants
CA/2003/30717

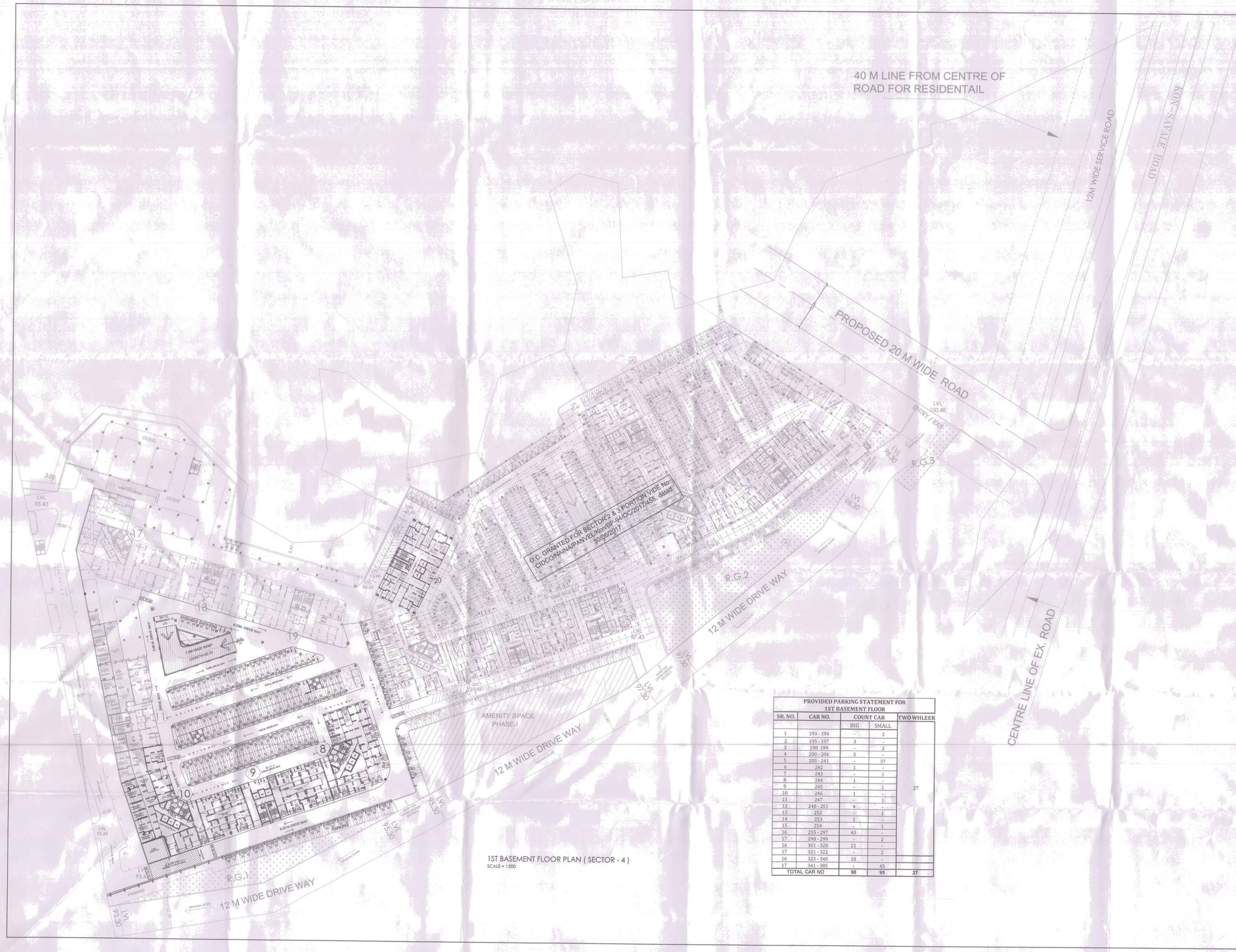

1ST BASEMENT FLOOR PLAN (SECTOR - 4)
SCALE = 1:500

PROVIDED PARKING STATEMENT FOR 1ST BASEMENT FLOOR				
SR. NO.	CAR NO.	COUNT CAR		TWO WHLEER
		BIG	SMALL	
1	193 - 194	-	2	
2	195 - 197	3	-	
3	198 199	-	2	
4	200 - 204	5	-	
5	205 - 241	-	37	
6	242	1	-	
7	243	-	1	
8	244	1	-	
9	245	-	1	27
10	246	1	-	
11	247	-	1	
12	248 - 251	4	-	
13	252	-	1	
14	253	1	-	
15	254	-	1	
16	255 - 297	43	-	
17	298 - 299	-	2	
16	301 - 320	21	-	
17	321 - 322	-	2	
16	323 - 340	18	-	
17	341 - 385	-	45	
TOTAL CAR NO		98	95	27

PROFORMA -B | 3/12

CONTENTS OF SHEET

1ST BASEMENT FLOOR PLAN (SECTOR - 4)

STAMP AND DATE OF RECEIPT OF PLAN

AS BUILT DRAWING APPROVED
Subject to the conditions mentioned in this office's letter No.:
CIDCO/NAINA/PANVEL/Kon/BP-94/OC/2018/1639
Dated 11 MAY 2018
Associate Planner (NAINA)

STAMP AND DATE OF APPROVAL OF PLAN

DESCRIPTION OF PROPOSAL & PROPERTY

PROPOSED DEVELOPMENT OF RENTAL HOUSING SCHEME ON LAYOUT BEARING S.NO.80/A,85/0,83/7+4B+5B,83/2A,83/3,86/1,90/1A,90/1B,90/11,90/10,90/9,90/3B,90/7,90/8,90/4,91/5 VILLAGE KON, TALUKA - PANVEL, DIST.RAIGAD.

NORTH	JOB. NO.	DRG. NO.	DRAWN BY
	322	3/12	AMOL
	SCALE	DATE	CHECKED BY
	1: 500	-	-

REVISIONS | DESCRIPTION :

NAME OF THE OWNER | SIGNATURE

M/S LUCINA LAND DEVELOPMENT LIMITED.

NAME ADDRESS AND SIGNATURE OF LICENSE SURVEYOR

Octave Consultants
Architects, Interior & Landscape Designers
Indiabulls Finance Center, Tower -1, 15th Floor,Senapati Bapat Marg, Elphinstone Road, Mumbai 400 013.

Octave Consultants
CA/2003/30717

GROUND LVL PARKING LAYOUT (SECTOR - 4)
SCALE = 1:500

PROFORMA -B 4/12

CONTENTS OF SHEET

GROUND LVL PARKING LAYOUT (SECTOR - 2 & 3)

STAMP AND DATE OF RECEIPT OF PLAN

AS BUILT DRAWING APPROVED
Subject to the conditions mentioned in this office's letter No.:
CIDCO/NAINA/ PANVEL/Kon/BP-94/OC/2018/1639
Dated 11 MAY 2018
Associate Planner (NAINA)

STAMP AND DATE OF APPROVAL OF PLAN

DESCRIPTION OF PROPOSAL & PROPERTY

PROPOSED DEVELOPMENT OF RENTAL HOUSING SCHEME ON LAYOUT BEARING S.NO.80/A,B5/0,83/7+48+58,83/2A,83/3,86/1,90/1A,90/18,90/11,90/10,90/9,90/38,90/7,90/8,90/4,91/5 VILLAGE KON, TALUKA - PANVEL, DIST.RAIGAD.

NORTH	JOB. NO.	DRG. NO.	DRAWN BY
	322	4/12	
	SCALE	DATE	CHECKED BY
	1: 500	-	

REVISIONS DESCRIPTION :

NAME OF THE OWNER — SIGNATURE

M/S LUCINA LAND DEVELOPMENT LIMITED.

NAME ADDRESS AND SIGNATURE OF LICENSE SURVEYOR

Octave Consultants
Architects, Interior & Landscape Designers
Indiabulls Finance Center, Tower -3, 15th Floor,Senapati Bapat Marg, Elphinstone Road, Mumbai 400 013.

Octave Consultants
CA/2003/39717

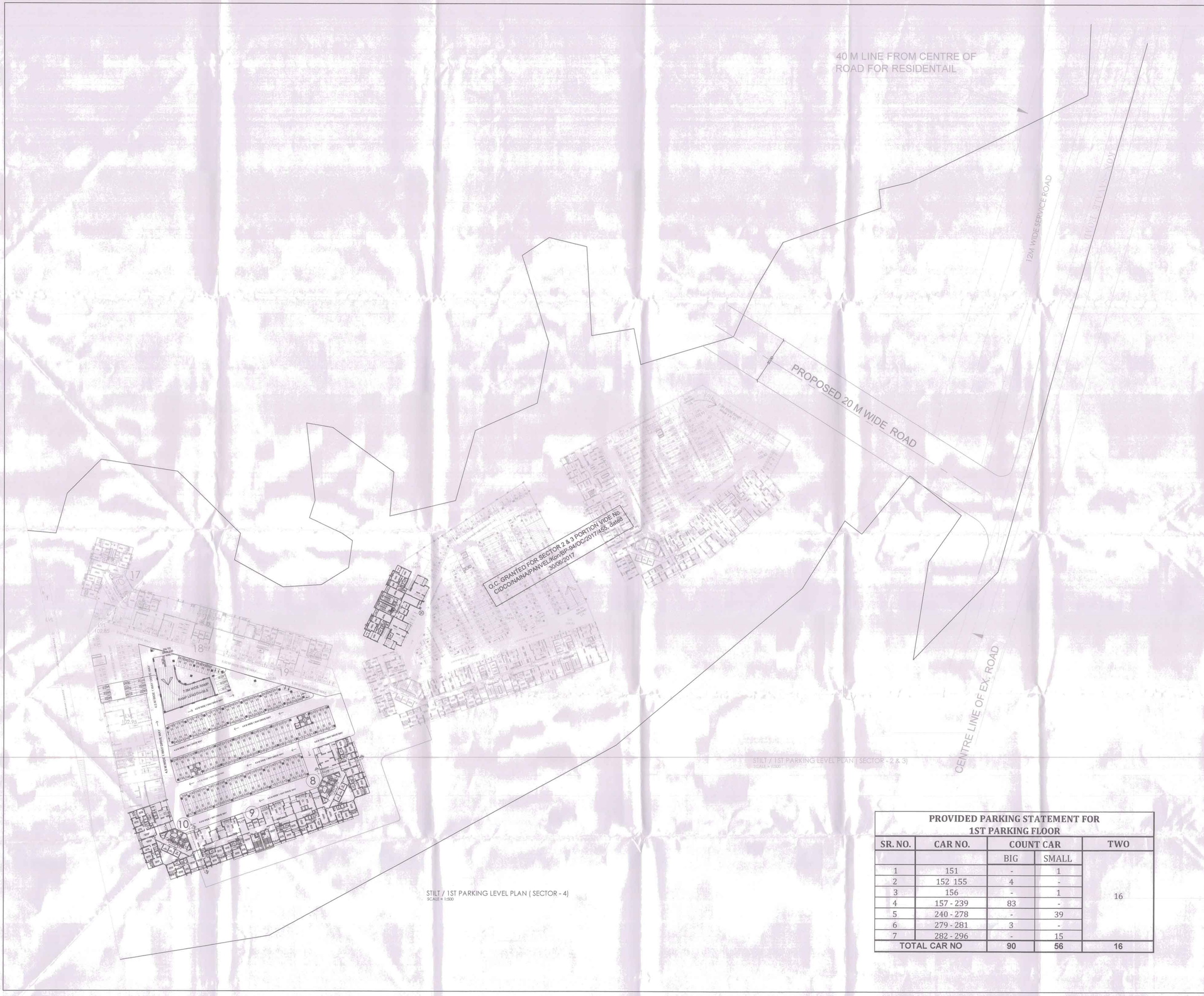

PROVIDED PARKING STATEMENT FOR 1ST PARKING FLOOR				
SR. NO.	CAR NO.	COUNT CAR		TWO
		BIG	SMALL	
1	151	-	1	16
2	152 155	4	-	
3	156	-	1	
4	157 - 239	83	-	
5	240 - 278	-	39	
6	279 - 281	3	-	
7	282 - 296	-	15	
TOTAL CAR NO		90	56	16

PROFORMA -B 5/12

CONTENTS OF SHEET

STILT / 1ST PARKING LEVEL PLAN (SECTOR -4)

STAMP AND DATE OF RECEIPT OF PLAN

AS BUILT DRAWING APPROVED
Subject to the conditions mentioned
in this office's letter No.:
CIDCO/NAINA/ PANVEL/Kon/BP-94/OC/2018/1639
Dated 11 MAY 2018
Associate Planner (NAINA)

STAMP AND DATE OF APPROVAL OF PLAN

DESCRIPTION OF PROPOSAL & PROPERTY

PROPOSED DEVELOPMENT OF RENTAL HOUSING SCHEME ON LAYOUT BEARING S.NO.80/A,85/0,83/7+4B+5B.83/2A,83/3,86/1,90/1A,90/1B,90/11,90/10,90/9,90/38,90/7,90/8,90/4,91/5 VILLAGE KON, TALUKA - PANVEL DIST.RAIGAD.

NORTH	JOB. NO.	DRG. NO.	DRAWN BY
	322	5/12	AMOL
	SCALE	DATE	CHECKED BY
	1: 500	-	-

REVISIONS DESCRIPTION :

NAME OF THE OWNER — SIGNATURE

M/S LUCINA LAND DEVELOPMENT LIMITED.

NAME ADDRESS AND SIGNATURE OF ARCHITECT (L.S.) — SIGNATURE

Octave Consultants
Architects, Interior & Landscape Designers
Indiabulls Finance Centre, Tower -1, 18th Floor,Senapati Bapat Marg,
Elphinstone Road, Mumbai 400 013.

Octave Consultants
CA/2003/30717

1ST FLOOR/ R.G. LVL. PLAN (SECTOR- 4)

SCALE = 1:500

PROFORMA -B	6/12

CONTENTS OF SHEET

1ST FLOOR/ R.G. LVL. PLAN (SECTOR -4)

STAMP AND DATE OF RECEIPT OF PLAN

AS BUILT DRAWING APPROVED
Subject to the conditions mentioned in this office's letter No.:
CIDCO/NAINA/ PANVEL/Kon/BP-94/OC/2018/1639
Dated 11 MAY 2018
11/5/18
Associate Planner (NAINA)

STAMP AND DATE OF APPROVAL OF PLAN

DESCRIPTION OF PROPOSAL & PROPERTY

PROPOSED DEVELOPMENT OF RENTAL HOUSING SCHEME ON LAYOUT BEARING S.NO.80/A,85/0,83/7+4B+5B,83/2A,83/3,86/1,90/1A,90/18,90/11, 90/10,90/9,90/3B,90/7,90/8,90/4,91/5 VILLAGE KON, TALUKA - PANVEL DIST.RAIGAD.

NORTH	JOB. NO.	DRG. NO.	DRAWN BY
	322	6/12	AMOL
	SCALE	DATE	CHECKED BY
	1: 500	-	-

REVISIONS	DESCRIPTION :
R-0	

NAME OF THE OWNER	SIGNATURE
M/S LUCINA LAND DEVELOPMENT LIMITED.	

NAME ADDRESS AND SIGNATURE OF ARCHITECT (L.S.)	SIGNATURE
Octave Consultants Architects, Interior & Landscape Designers Indiabulls Finance Center, Tower -1, 15th Floor,Senapati Bapat Marg, Elphinstone Road, Mumbai 400 013.	Octave Consultants CA/2003/30717

PROFORMA -B

7/12

SCHEDULE OF DOOR & WINDOW

SR.NO.	NOMENCLATURE	SIZE IN METER	SILL LEVEL	LOCATION
1	W1	1.83 X 2.10	0.00	LIVING ROOM, BED ROOM -1
2	W2	0.60 X 0.90	1.20	TOILET
3	W2A	0.33 X 0.90	1.20	TOILET
4	W4	1.22 X 1.35	0.75	BED ROOM - 2
5	W5	0.90 X 1.35	0.75	SERVICE AREA
6	W6	1.00 X 1.20	0.90	KITCHEN AT STILT FLOOR
7	D1	0.90 X 2.10	0.00	BED ROOM - 1 , BED ROOM - 2
8	D2	0.75 X 2.10	0.00	TOILET / SERVICE FLOOR
9	D3	1.06 X 2.10	0.00	MAIN ENTRANCE DOOR
10	D4	1.50 X 2.10	0.00	STAIRCASE DOOR
11	D6	1.00 X 2.10	0.00	KITCHEN DOOR

LIGHT & VENTILATION CALCULATION (BLDG -9-C & 20-C)

FLAT NO- 1, 2, 3 & 4

NO.	ROOM	SIZE			CARPET AREA	1/6 AREA REQUIRED	PROPOSED WINDOW SIZE			PROPOSED WINDOW AREA
1	LIVING/DINING	3.05	X	6.48	19.76	3.29	1.83	X	2.10	3.84
	PASSAGE	3.74	X	0.90	3.37					
2	KITCHEN	2.28	X	3.16	7.20	1.20	1.00	X	2.10	2.10
3	BED ROOM - 1	3.19	X	2.90	9.25	1.83	1.83	X	2.10	3.84
	"	0.60	X	1.75	1.05					
	"	0.90	X	0.75	0.68					
4	TOILET	1.60	X	1.36	2.17	0.65	0.60	X	0.90	0.54
		1.26	X	1.36	1.71					
5	BED ROOM - 2	3.05	X	4.12	12.57	2.62	1.83	X	2.10	3.84
	"	2.13	X	1.49	3.17					
6	TOILET	2.45	X	1.36	3.33	0.56	0.33	X	0.90	0.30

REFUGE AREA STATEMENT FOR 7TH,12TH,17TH ,22ND, 27TH & 32ND TYPICAL REFUGE FLOOR (BLDG. NO. 9-C & 20-C)

TYPICAL FLOOR AREA		428.07
NO. OF FLOORS		5.00
TOTAL (Z) = FLOOR AREA X NO. OF FLOORS		2,140.35
Total Occupancy (2140.35 / 12.5)		171.23
TOTAL REQ. REFUGE AREA = Occupancy X 0.30		51.37
No. of wheel chairs @ 0.9 sq.m. for every 200		1.80
TOTAL REQUIRED REFUGE AREA		53.17
TOTAL PROVIDED REFUGE AREA		77.49
EXCESS REFUGE AREA		24.32

BUILT UP AREA CALCULATION BUILDING NO - 9-C & 20-C

7TH, 12TH, 17TH, 22ND, 27TH & 32ND TYPICAL REFUGE FLOOR PLAN

ADDITION (X)											
A	32.54	X	16.37	X	1	X	1	=	532.81	SQ.MT
TOTAL								=	532.81	SQ.MT
DEDUCTION (Y1)										
1	2.65	X	1.05	X	1	X	2	=	10.87	SQ.MT
2	6.67	X	0.10	X	1	X	2	=	1.33	SQ.MT
3	2.40	X	4.04	X	1	X	2	=	19.41	SQ.MT
4	2.60	X	3.44	X	1	X	1	=	8.95	SQ.MT
5	7.20	X	2.90	X	1	X	2	=	41.76	SQ.MT
6	2.65	X	2.46	X	1	X	1	=	13.05	SQ.MT
7	6.67	X	0.21	X	1	X	2	=	2.80	SQ.MT
7a	2.40	X	0.84	X	1	X	1	=	2.02	SQ.MT
7b	4.19	X	0.51	X	1	X	1	=	2.15	SQ.MT
8	3.05	X	1.63	X	1	X	2	=	9.96	SQ.MT
B1	3.25	X	1.05	X	1	X	3	=	10.24	SQ.MT
"	2.65	X	0.20	X	1	X	3	=	1.59	SQ.MT
B2	3.25	X	1.23	X	1	X	2	=	7.98	SQ.MT
C1	0.35	X	0.33	X	1	X	1	=	0.35	SQ.MT
TOTAL								=	133.11	SQ.MT
DUCT DEDUCTION (Y2)										
D1	1.60	X	1.80	X	1	X	2	=	5.76	SQ.MT
D2	0.80	X	7.25	X	1	X	1	=	5.80	SQ.MT
TOTAL								=	11.56	SQ.MT
STAIRCASE,LIFT & LIFT LOBBY DEDUCTION (Y3)										
S1	3.30	X	3.82	X	1	X	1	=	12.60	SQ.MT
"	3.50	X	1.63	X	1	X	1	=	5.72	SQ.MT
"	1.70	X	1.80	X	1	X	1	=	3.06	SQ.MT
S2	3.50	X	5.45	X	1	X	1	=	19.08	SQ.MT
"	1.90	X	1.20	X	1	X	1	=	2.28	SQ.MT
L1	2.60	X	3.40	X	1	X	1	=	8.84	SQ.MT
L2	2.40	X	2.80	X	1	X	2	=	13.44	SQ.MT
LO	7.40	X	2.28	X	1	X	1	=	16.87	SQ.MT
TOTAL								=	83.03	SQ.MT
REFUGE AREA STATEMENT (Y4)										
R1	3.05	X	5.31	X	1	X	1	=	16.20	SQ.MT
R2	3.21	X	1.37	X	1	X	1	=	4.39	SQ.MT
"	0.20	X	1.96	X	1	X	1	=	0.21	SQ.MT
R3	1.96	X	1.40	X	1	X	1	=	2.75	SQ.MT
R4	2.40	X	6.10	X	1	X	1	=	15.13	SQ.MT
R5	4.19	X	6.43	X	1	X	1	=	26.94	SQ.MT
R6	2.65	X	4.48	X	1	X	1	=	11.87	SQ.MT
TOTAL								=	77.49	SQ.MT
TOTAL Y5 (Y1 + Y2 + Y3 + Y4)								=	305.19	SQ.MT
NET BUILT -UP AREA (X-Y5)								=	227.62	SQ.MT
BALCONY STATEMENT										
B1	3.25	X	1.05	X	1	X	3	=	10.24	SQ.MT
"	2.65	X	0.20	X	1	X	3	=	1.59	SQ.MT
B2	3.25	X	1.23	X	1	X	2	=	7.98	SQ.MT
B3	3.05	X	1.21	X	1	X	3	=	3.72	SQ.MT
TOTAL								=	23.51	SQ.MT
PROPOSED BALCONY AREA								=	23.51	SQ.MT
10% BALCONY AREA								=	2.35	SQ.MT
PROPOSED BALCONY								=	2.35	SQ.MT
EXCESS BALCONY								=	0.75	SQ.MT
EXCESS REFUGE AREA								=	24.32	SQ.MT
TOTAL								=	252.69	SQ.MT

BUILT UP AREA CALCULATION BUILDING NO - 9-C & 20-C

1ST TO 6TH, 8TH TO 11TH, 13TH TO 16TH, 18TH TO 21ST, 23RD TO 26TH, 28TH TO 31ST, 33RD TO 35TH TYPICAL FLOOR PLAN

ADDITION (X)											
A	32.54	X	16.37	X	1	X	1	=	532.81	SQ.MT
TOTAL								=	532.81	SQ.MT
DEDUCTION (Y1)										
1	2.65	X	2.05	X	1	X	2	=	10.87	SQ.MT
2	6.67	X	0.10	X	1	X	2	=	1.33	SQ.MT
3	2.40	X	4.04	X	1	X	2	=	19.41	SQ.MT
4	2.60	X	3.44	X	1	X	1	=	8.95	SQ.MT
5	7.20	X	2.90	X	1	X	2	=	41.76	SQ.MT
6	2.65	X	2.46	X	1	X	1	=	13.05	SQ.MT
7	6.67	X	0.21	X	1	X	2	=	2.80	SQ.MT
8	3.05	X	1.63	X	1	X	2	=	9.96	SQ.MT
B1	3.25	X	1.05	X	1	X	4	=	13.65	SQ.MT
"	2.65	X	0.20	X	1	X	4	=	2.12	SQ.MT
B2	3.25	X	1.23	X	1	X	2	=	7.98	SQ.MT
C1	0.35	X	0.33	X	1	X	4	=	0.46	SQ.MT
TOTAL								=	136.35	SQ.MT
DUCT DEDUCTION (Y2)										
D1	1.60	X	1.80	X	1	X	2	=	5.76	SQ.MT
D2	0.80	X	7.25	X	1	X	1	=	5.80	SQ.MT
TOTAL								=	11.56	SQ.MT
STAIRCASE,LIFT & LIFT LOBBY DEDUCTION (Y3)										
S1	3.30	X	3.82	X	1	X	2	=	25.19	SQ.MT
"	3.50	X	1.63	X	1	X	2	=	11.43	SQ.MT
"	1.70	X	1.80	X	1	X	2	=	6.12	SQ.MT
L1	2.60	X	3.40	X	1	X	2	=	8.84	SQ.MT
L2	2.40	X	2.80	X	1	X	2	=	13.44	SQ.MT
LO	7.40	X	2.28	X	1	X	1	=	16.87	SQ.MT
TOTAL								=	81.89	SQ.MT
TOTAL Y3 (Y1 + Y2 + Y3)								=	229.80	SQ.MT
NET BUILT -UP AREA (X-Y4)								=	303.01	SQ.MT
BALCONY STATEMENT										
B1	3.25	X	1.05	X	1	X	4	=	13.65	SQ.MT
"	2.65	X	0.20	X	1	X	4	=	2.12	SQ.MT
B2	3.25	X	1.23	X	1	X	2	=	7.98	SQ.MT
B3	3.05	X	1.21	X	1	X	2	=	7.44	SQ.MT
TOTAL								=	31.17	SQ.MT
PROPOSED BALCONY AREA								=	31.17	SQ.MT
10% BALCONY AREA								=	3.18	SQ.MT
PROPOSED BALCONY								=	3.11	SQ.MT
EXCESS BALCONY								=	0.07	SQ.MT
TOTAL								=	303.84	SQ.MT

BUILT UP AREA CALCULATION BUILDING NO - 9-C

STILT / 1ST PARKING FLOOR PLAN

ADDITION (X)										
A	32.54	X	12.93	X	1	X	1	=	420.74	SQ.MT
TOTAL								=	420.74	SQ.MT
DEDUCTION (Y1)										
1	7.20	X	5.99	X	1	X	2	=	86.39	SQ.MT
2	1.96	X	4.49	X	1	X	2	=	17.61	SQ.MT
3	3.21	X	4.46	X	1	X	2	=	28.63	SQ.MT
4	2.60	X	0.60	X	1	X	2	=	3.12	SQ.MT
5	6.89	X	8.51	X	1	X	2	=	7.07	SQ.MT
6	2.43	X	0.84	X	1	X	2	=	4.10	SQ.MT
7	3.55	X	1.63	X	1	X	2	=	9.04	SQ.MT
TOTAL								=	156.68	SQ.MT
DUCT DEDUCTION (Y2)										
D1	1.70	X	1.80	X	1	X	2	=	6.12	SQ.MT
D2	0.60	X	7.25	X	1	X	1	=	4.35	SQ.MT
TOTAL								=	10.47	SQ.MT
STAIRCASE,LIFT & LIFT LOBBY DEDUCTION (Y3)										
S1	3.40	X	3.82	X	1	X	2	=	25.96	SQ.MT
"	3.60	X	1.63	X	1	X	2	=	11.78	SQ.MT
"	1.70	X	1.80	X	1	X	2	=	6.12	SQ.MT
L1	2.60	X	3.40	X	1	X	1	=	8.84	SQ.MT
L2	2.60	X	2.80	X	1	X	2	=	14.56	SQ.MT
LO	7.80	X	1.06	X	1	X	1	=	8.27	SQ.MT
"	7.60	X	1.22	X	1	X	1	=	9.03	SQ.MT
TOTAL								=	84.54	SQ.MT
TOTAL Y4 (Y1 + Y2 + Y3)								=	251.69	SQ.MT
NET BUILT -UP AREA (X-Y4)								=	169.05	SQ.MT
BALCONY STATEMENT										
B3	3.05	X	1.12	X	1	X	2	=	6.83	SQ.MT
TOTAL								=	6.83	SQ.MT
PROPOSED BALCONY AREA								=	6.83	SQ.MT
10% BALCONY AREA								=	16.91	SQ.MT
PROPOSED BALCONY								=	6.83	SQ.MT
EXCESS BALCONY								=	0.00	SQ.MT
TOTAL								=	169.05	SQ.MT

BUILT UP AREA CALCULATION BUILDING NO - 20-C

STILT / 1ST PARKING FLOOR PLAN

ADDITION (X)										
A	32.54	X	13.03	X	1	X	1	=	424.00	SQ.MT
TOTAL								=	424.00	SQ.MT
DEDUCTION (Y1)										
1	7.20	X	6.09	X	1	X	2	=	87.63	SQ.MT
2	5.17	X	4.57	X	1	X	1	=	23.64	SQ.MT
2a	5.17	X	3.50	X	1	X	1	=	18.10	SQ.MT
"	5.22	X	1.07	X	1	X	1	=	5.59	
3	2.60	X	0.60	X	1	X	2	=	3.12	SQ.MT
4	9.32	X	0.51	X	1	X	2	=	9.56	SQ.MT
5	3.95	X	1.63	X	1	X	2	=	9.94	SQ.MT
C1	0.35	X	0.33	X	1	X	2	=	0.23	SQ.MT
TOTAL								=	157.83	SQ.MT
DUCT DEDUCTION (Y2)										
D1	1.70	X	1.80	X	1	X	1	=	3.06	SQ.MT
D2	2.20	X	0.80	X	1	X	1	=	1.76	SQ.MT
"	0.30	X	0.85	X	1	X	1	=	0.26	SQ.MT
D3	0.60	X	7.25	X	1	X	1	=	4.35	SQ.MT
TOTAL								=	9.43	SQ.MT
STAIRCASE,LIFT & LIFT LOBBY DEDUCTION (Y3)										
S1	3.40	X	3.82	X	1	X	1	=	12.98	SQ.MT
"	3.60	X	1.63	X	1	X	1	=	5.86	SQ.MT
"	1.70	X	1.80	X	1	X	1	=	3.06	SQ.MT
S2	3.60	X	1.63	X	1	X	1	=	5.86	SQ.MT
"	3.40	X	3.97	X	1	X	1	=	13.49	SQ.MT
"	1.20	X	1.65	X	1	X	1	=	1.98	SQ.MT
"	1.00	X	0.85	X	1	X	1	=	1.62	SQ.MT
L1	2.60	X	3.50	X	1	X	1	=	9.10	SQ.MT
L2	2.60	X	2.90	X	1	X	1	=	15.08	SQ.MT
LO	7.75	X	1.07	X	1	X	1	=	8.29	SQ.MT
"	7.40	X	1.23	X	1	X	1	=	8.95	SQ.MT
TOTAL								=	86.31	SQ.MT
TOTAL Y4 (Y1 + Y2 + Y3)								=	253.57	SQ.MT
NET BUILT -UP AREA (X-Y4)								=	170.43	SQ.MT
BALCONY STATEMENT										
B3	3.05	X	1.22	X	1	X	2	=	7.44	SQ.MT
TOTAL								=	7.44	SQ.MT
10% BALCONY AREA								=	17.04	SQ.MT
PROPOSED BALCONY								=	7.44	SQ.MT
EXCESS BALCONY								=	0.00	SQ.MT
TOTAL								=	170.43	SQ.MT

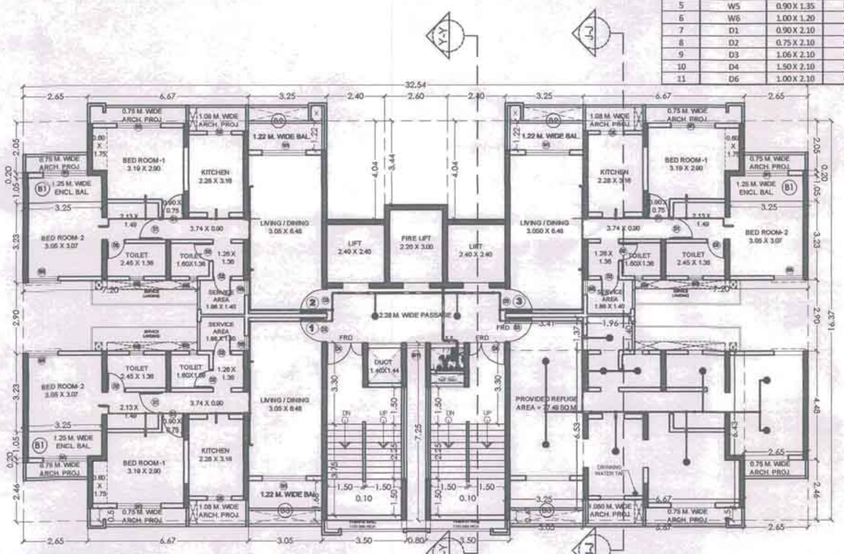

(BUILDING NO - 9-C1 & 20-C1)
7TH, 12TH, 17TH, 22ND, 27TH & 32ND TYPICAL REFUGE FLOOR PLAN
SCALE :- 1:100

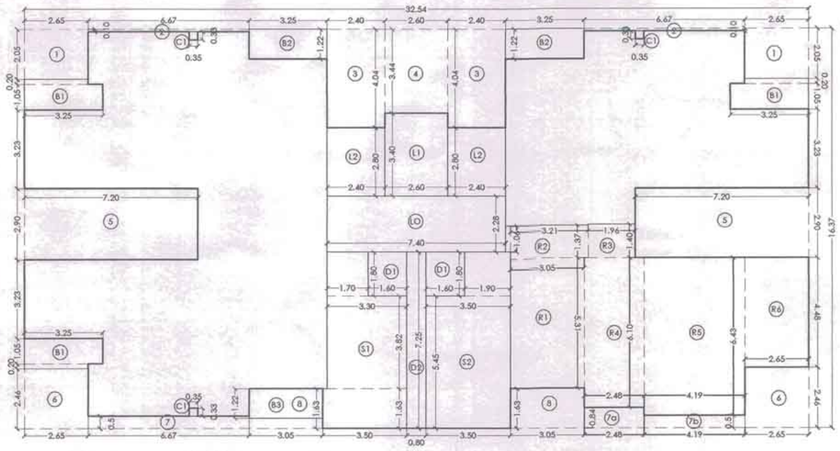

LINE AREA DIAGRAM FOR (BUILDING NO - 9-C1 & 20-C1)
7TH, 12TH, 17TH, 22ND, 27TH & 32ND TYPICAL REFUGE FLOOR PLAN
SCALE :- 1:100

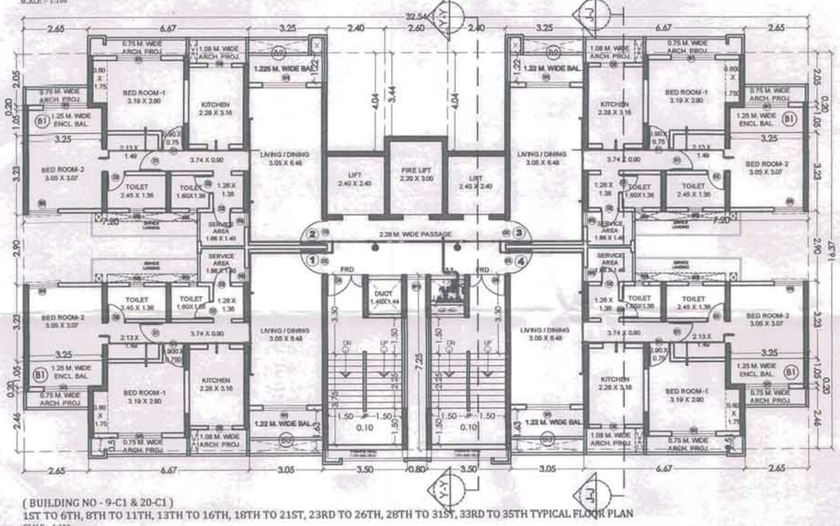

(BUILDING NO - 9-C1 & 20-C1)
1ST TO 6TH, 8TH TO 11TH, 13TH TO 16TH, 18TH TO 21ST, 23RD TO 26TH, 28TH TO 31ST, 33RD TO 35TH TYPICAL FLOOR PLAN
SCALE :- 1:100

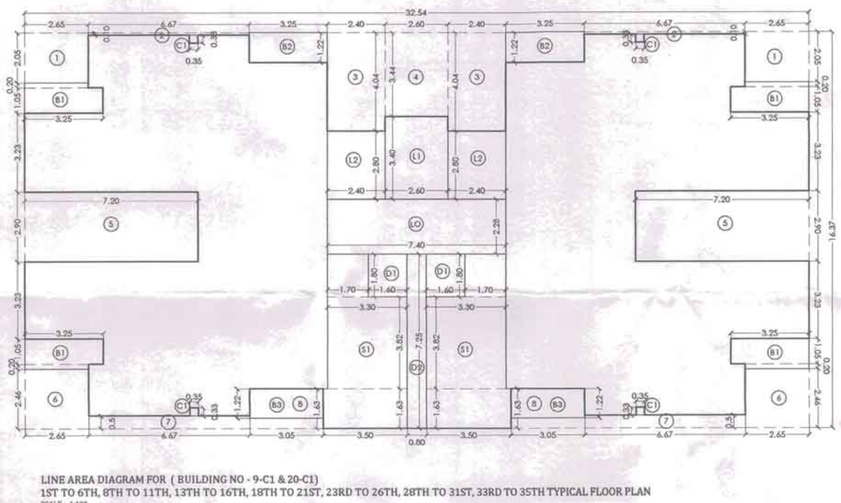

LINE AREA DIAGRAM FOR (BUILDING NO - 9-C1 & 20-C1)
1ST TO 6TH, 8TH TO 11TH, 13TH TO 16TH, 18TH TO 21ST, 23RD TO 26TH, 28TH TO 31ST, 33RD TO 35TH TYPICAL FLOOR PLAN
SCALE :- 1:100

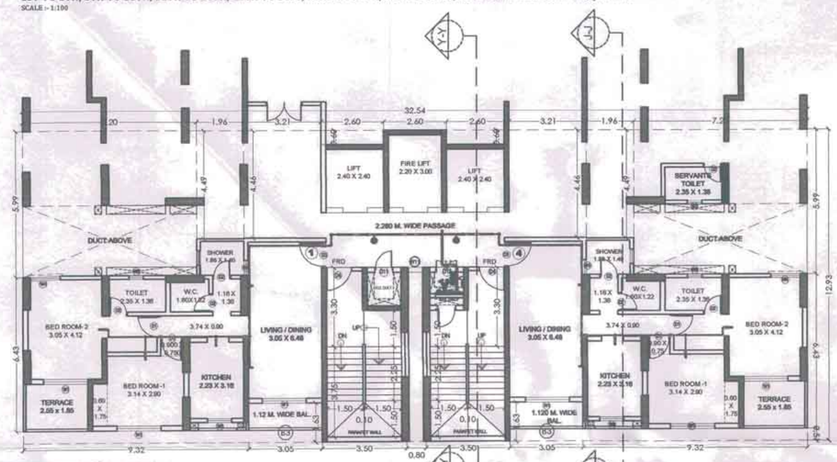

(BUILDING NO - 9-C1)
STILT / 1ST PARKING FLOOR PLAN
SCALE :- 1:100

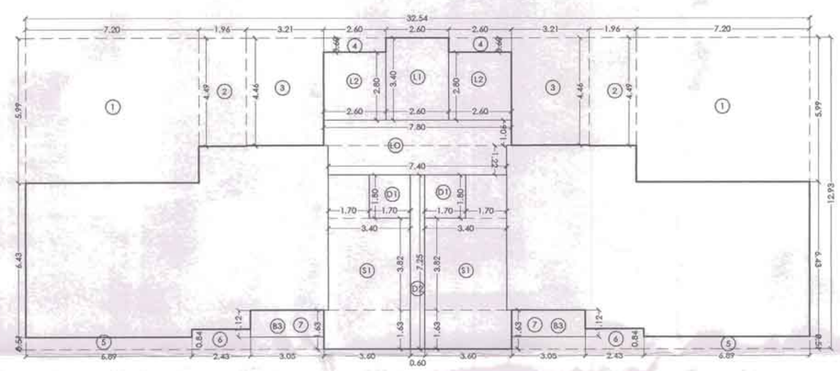

LINE AREA DIAGRAM FOR (BUILDING NO - 9-C1)
STILT / 1ST PARKING FLOOR PLAN
SCALE :- 1:100

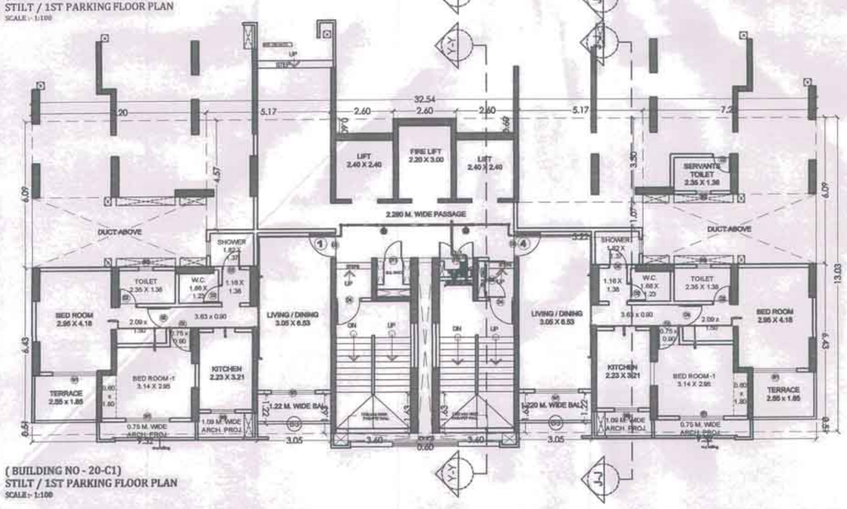

(BUILDING NO - 20-C1)
STILT / 1ST PARKING FLOOR PLAN
SCALE :- 1:100

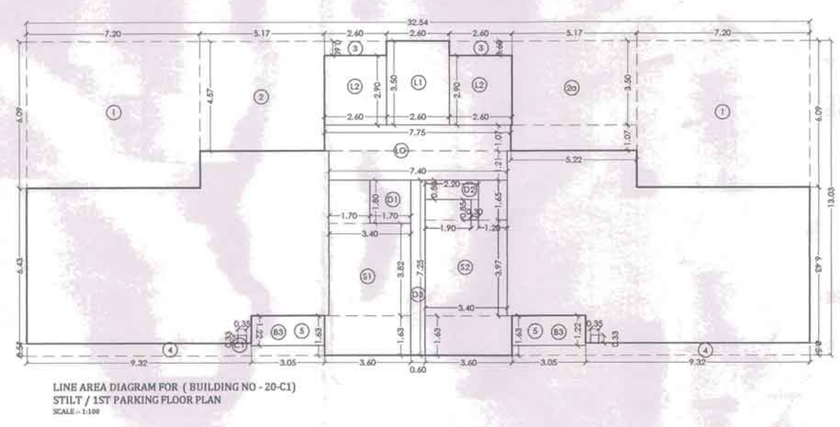

LINE AREA DIAGRAM FOR (BUILDING NO - 20-C1)
STILT / 1ST PARKING FLOOR PLAN
SCALE :- 1:100

CONTENTS OF SHEET

STILT / 1ST PARKING FLOOR PLAN(BUILDING NO - 9-C & 20-C)
1ST TO 6TH, 8TH TO 11TH, 13TH TO 16TH, 18TH TO 21ST, 23RD TO 26TH, 28TH TO 31ST, 33RD TO 35TH TYPICAL FLOOR PLAN
7TH, 12TH, 17TH, 22ND, 27TH & 32ND TYPICAL REFUGE FLOOR PLAN
LINE AREA DIAGRAM CALCULATION & REFUGE STATMENT & CARPET AREA TENAMENT AREA STATMENT
SCHEDUL OF DOOR & WINDOW

STAMP AND DATE OF RECEIPT OF PLAN

AS BUILT DRAWING APPROVED
Subject to the conditions mentioned
in this office's letter No.:
CIDCO/NAINA/PANVEL/Kon/BP-94/OC/2018/1639
Dated 11 MAY 2018
Associate Planner (NAINA)

TENAMENT AREA STATEMENT

BUILDING - 9-C1

FLOORS	FLAT No.	CARPET AREA	BALCONY AREA ENCL.	BALCONY AREA PROJECTED	B/U AREA
STILT FLOOR	2	72.05	0.00	3.42	84.54
	4	72.05	0.00	3.42	84.54
1ST TO 6TH, 8TH TO 11TH, 13TH TO 16TH, 18TH TO 21ST, 23RD TO 26TH, 28TH TO 31ST & 33RD TO 37TH TYPICAL FLOOR	1	64.71	3.94	3.72	75.85
	2	64.71	3.94	3.98	75.85
	3	64.71	3.94	3.98	75.85
	4	64.71	3.94	3.72	75.85
7TH, 12TH, 17TH, 22ND,27TH & 32ND	1	64.71	3.94	3.72	75.85
	2	64.71	3.94	3.98	75.85
	3	64.71	3.94	3.98	75.85
	4	0.00	0.00	0.00	0.00
DUPLEX FLOOR (36TH LOWER & 37TH UPPER)	1	122.03	7.88	3.72	142.37
	2	122.03	7.88	3.98	142.37
	3	122.03	7.88	3.98	142.37
	4	122.03	7.88	3.72	142.37

TENAMENT AREA STATEMENT

BUILDING - 20-C1

FLOORS	FLAT No.	CARPET AREA	BALCONY AREA ENCL.	BALCONY AREA PROJECTED	B/U AREA
STILT FLOOR	2	72.48	0.00	3.70	85.34
	4	72.48	0.00	3.70	85.34
1ST TO 6TH, 8TH TO 11TH, 13TH TO 16TH, 18TH TO 21ST, 23RD TO 26TH, 28TH TO 31ST & 33RD TO 37TH TYPICAL FLOOR	1	64.71	3.94	3.72	75.85
	2	64.71	3.94	3.98	75.85
	3	64.71	3.94	3.98	75.85
	4	64.71	3.94	3.72	75.85
7TH, 12TH, 17TH, 22ND,27TH & 32ND	1	64.71	3.94	3.72	75.85
	2	64.71	3.94	3.98	75.85
	3	64.71	3.94	3.98	75.85
	4	0.00	0.00	0.00	0.00
DUPLEX FLOOR (36TH LOWER & 37TH UPPER)	1	122.03	7.88	3.72	142.37
	2	122.03	7.88	3.98	142.37
	3	122.03	7.88	3.98	142.37
	4	122.03	7.88	3.72	142.37

STAMP AND DATE OF APPROVAL OF PLAN

DESCRIPTION OF PROPOSAL & PROPERTY

PROPOSED DEVELOPMENT OF RENTAL HOUSING SCHEME ON LAYOUT BEARING S.NO.80/A,85/0,83/7+4B+5B,83/2A,83/3,86/1,90/1A,90/1B,90/11,90/10,90/9,90/3B,90/7,90/B,90/4,91/5 VILLAGE KON, TALUKA - PANVEL, DIST.RAIGAD.

NORTH	JOB. NO.	DRG. NO.	DRAWN BY
	322	7/12	AMOL
	SCALE	DATE	CHECKED BY
	1: 150	-	-

REVISIONS	DESCRIPTION :
R-0	

NAME OF THE OWNER — SIGNATURE

M/S LUCINA LAND DEVELOPMENT LIMITED.

NAME ADDRESS AND SIGNATURE OF ARCHITECT (L.S.) — SIGNATURE

Octave Consultants
Architects, Interior & Landscape Designers
Indiabulls Finance Centre, Tower -3, 15th Floor,Senapati Bapat Marg, Elphinstone Road, Mumbai 400 013.

Octave Consultants
CA/2003/30717

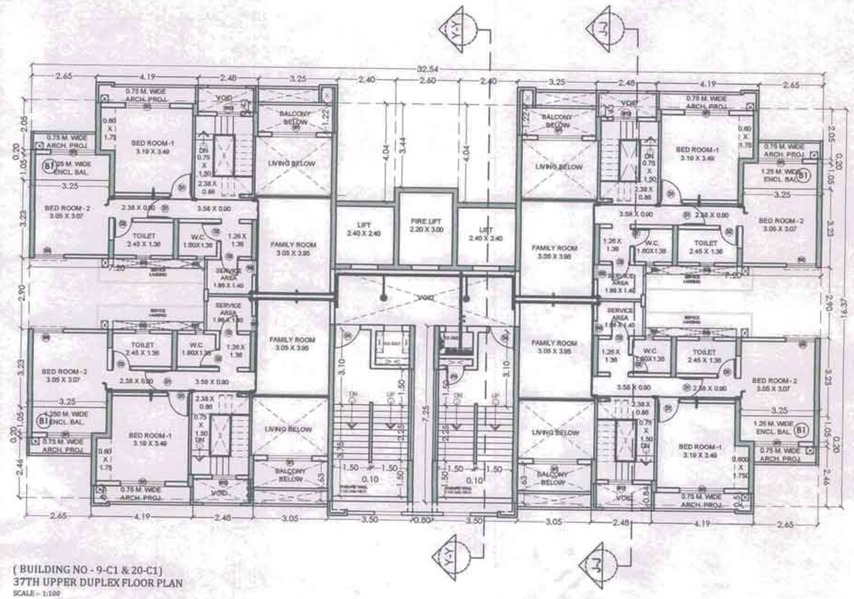

(BUILDING NO - 9-C1 & 20-C1)
37TH UPPER DUPLEX FLOOR PLAN
SCALE :- 1:100

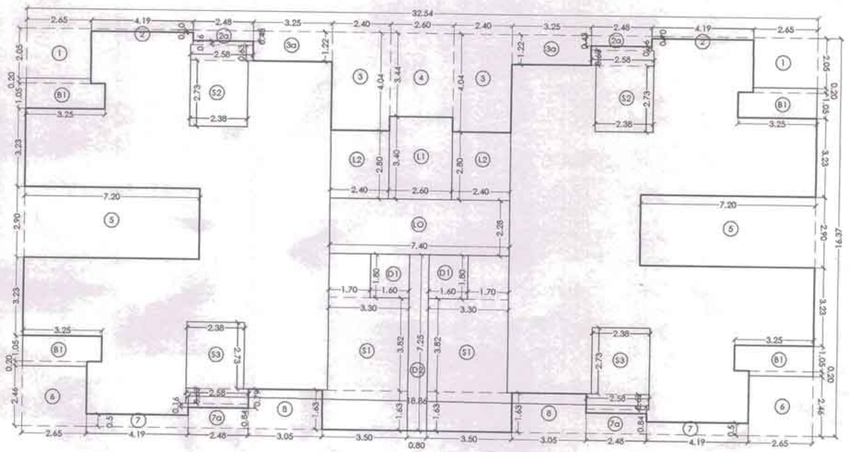

LINE AREA DIAGRAM FOR (BUILDING NO - 9-C1 & 20-C1)
37TH UPPER DUPLEX FLOOR PLAN
SCALE :- 1:100

SCHEDULE OF DOOR & WINDOW				
SR.NO.	NOMENCLATURE	SIZE IN METER	SILL LEVEL	LOCATION
1	W1	1.63 X 2.10	0.00	LIVING ROOM, M. BED ROOM
2	W2	0.60 X 0.90	1.20	TOILET
4	W2A	0.113 X 0.90	1.20	TOILET
5	W4	1.223 X 1.35	0.75	M. BED ROOM
6	W5	0.603 X 1.35	0.75	SERVICE AREA
7	W12	1.00 X 1.60	0.90	STAIRCASE WINDOW
8	D1	0.90 X 2.10	0.00	M. BED ROOM
9	D2	0.75 X 2.10	0.00	TOILET / SERVICE FLOOR
10	D3	1.06 X 2.10	0.00	MAIN ENTRANCE DOOR
11	D4	1.00 X 2.10	0.00	STAIRCASE DOOR
12	D6A	1.63 X 2.10	0.00	KITCHEN DOOR

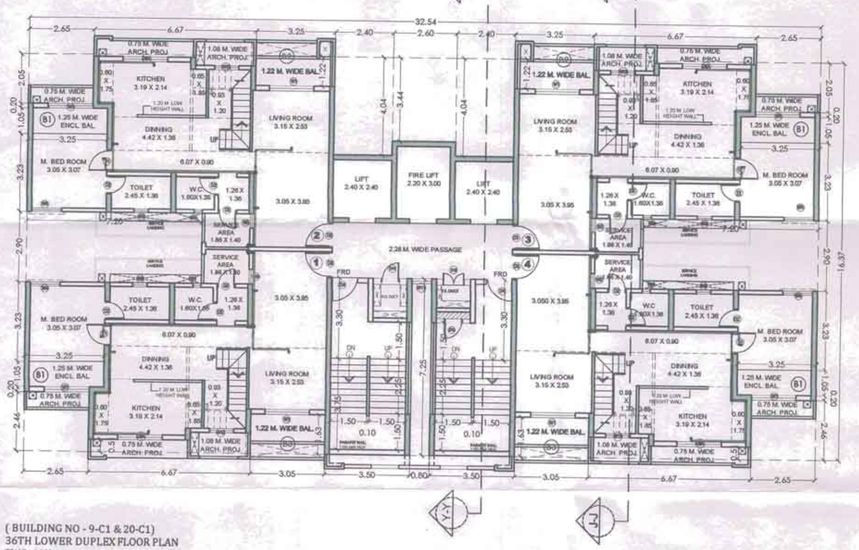

(BUILDING NO - 9-C1 & 20-C1)
36TH LOWER DUPLEX FLOOR PLAN
SCALE :- 1:100

LINE AREA DIAGRAM FOR (BUILDING NO - 9-C1 & 20-C1)
36TH LOWER DUPLEX FLOOR PLAN
SCALE :- 1:100

SHORT & VENTILATION CALCULATION (BLDG. 9-C & 20-C)
FLAT NO. 1, 2 & 4 (36TH LOWER & UPPER FLOOR)

SR. NO.	ROOM	SIZE			CARPET AREA	TOTAL CARPET	15% AREA REQUIRED	PROPOSED WINDOW SIZE				PROPOSED WINDOW AREA
1	LIVING/DINING	3.42	X	3.95	13.51	20.03	3.00	1.63	X	2.10	=	3.42
		3.05	X	2.45	7.47							
2	KITCHEN	2.07	X	1.95	4.04	4.04	1.01	---	X	---	=	---
3	BED ROOM	3.93	X	3.24	12.73	16.96	2.54	1.63	X	2.10	=	3.42
		3.05	X	1.40	4.23							
4	SERVICE AREA	1.40	X	1.40	1.96	1.96	0.29	---	X	---	=	---
5	M. BED ROOM	3.05	X	3.05	9.30	9.30	1.39	1.63	X	2.10	=	3.42
6	TOILET	2.45	X	1.36	3.33	3.33	0.50	1.20	X	0.60	=	0.72
7	W.C.	1.00	X	1.36	1.36	1.36	0.20	0.75	X	0.90	=	0.68
		1.07	X	1.36	1.45		0.22	0.113	X	0.90	=	0.102

SHORT & VENTILATION CALCULATION (BLDG. 9-C & 20-C)
37TH UPPER DUPLEX FLOOR PLAN

SR. NO.	ROOM	SIZE			CARPET AREA	TOTAL CARPET	15% AREA REQUIRED	PROPOSED WINDOW SIZE				PROPOSED WINDOW AREA
1	FAMILY ROOM	3.05	X	3.95	12.04	12.04	1.81	1.63	X	2.10	=	3.42
2	KITCHEN	3.19	X	2.14	6.83	6.83	---	---	X	---	=	---
		0.75	X	1.20	0.90							
3	BED ROOM-1	3.19	X	3.49	11.13	12.10	1.82	1.63	X	2.10	=	3.42
		0.60	X	1.75	1.05							
4	TOILET	2.45	X	1.36	3.33	3.33	0.50	1.20	X	0.60	=	0.72
5	BED ROOM-2	3.05	X	3.07	9.36	14.71	2.20	1.63	X	2.10	=	3.42
		2.38	X	2.38	5.66							
6	TOILET	2.45	X	1.36	3.33	3.33	0.50	1.20	X	0.60	=	0.72

BUILT UP AREA CALCULATION BUILDING NO - 9-C & 20-C
37TH UPPER DUPLEX FLOOR PLAN

ADDITION (X)												
A	32.54	X	16.37		X	1	X	1	=	532.81	SQ.MT
TOTAL									=	532.81	SQ.MT
DEDUCTION (Y1)												
1	2.65	X	2.05		X	1	X	2	=	10.87	SQ.MT
2	4.19	X	0.10		X	1	X	2	=	0.84	SQ.MT
2a	2.48	X	0.43		X	1	X	2	=	2.13	SQ.MT
3	2.40	X	4.04		X	1	X	2	=	19.41	SQ.MT
3a	3.25	X	1.23		X	1	X	2	=	7.96	SQ.MT
4	2.60	X	3.44		X	1	X	1	=	8.95	SQ.MT
5	7.20	X	2.90		X	1	X	2	=	41.76	SQ.MT
6	2.65	X	2.46		X	1	X	2	=	13.05	SQ.MT
7	4.19	X	0.51		X	1	X	2	=	4.28	SQ.MT
7a	2.48	X	0.84		X	1	X	2	=	4.18	SQ.MT
8	3.05	X	1.63		X	1	X	2	=	9.96	SQ.MT
B1	3.25	X	1.05		X	1	X	4	=	13.65	SQ.MT
"	2.65	X	0.20		X	1	X	4	=	2.12	SQ.MT
TOTAL									=	139.17	SQ.MT
DUCT DEDUCTION (Y2)												
D1	1.60	X	1.80		X	1	X	2	=	5.76	SQ.MT
D2	0.80	X	7.25		X	1	X	1	=	5.80	SQ.MT
TOTAL									=	11.56	SQ.MT
STAIRCASE,LIFT & LIFT LOBBY DEDUCTION (Y3)												
S1	3.30	X	3.82		X	1	X	2	=	25.19	SQ.MT
"	3.50	X	1.63		X	1	X	2	=	11.42	SQ.MT
"	1.70	X	1.80		X	1	X	2	=	6.12	SQ.MT
S2	2.38	X	2.72		X	1	X	2	=	12.97	SQ.MT
"	2.58	X	0.63		X	1	X	2	=	3.25	SQ.MT
"	2.48	X	0.16		X	1	X	2	=	0.79	SQ.MT
S3	2.38	X	2.72		X	1	X	2	=	12.99	SQ.MT
"	2.58	X	0.63		X	1	X	2	=	3.25	SQ.MT
"	2.48	X	0.16		X	1	X	2	=	0.79	SQ.MT
L1	2.60	X	3.40		X	1	X	1	=	8.84	SQ.MT
L2	2.60	X	2.80		X	1	X	2	=	13.44	SQ.MT
L0	7.40	X	2.28		X	1	X	1	=	16.87	SQ.MT
TOTAL									=	81.89	SQ.MT
TOTAL T4 (T1 + T2 + T3)									=	232.62	SQ.MT
NET BUILT -UP AREA (X-Y4)									=	303.01	SQ.MT
BALCONY STATEMENT												
B1	3.25	X	1.05		X	1	X	4	=	13.65	SQ.MT
"	2.65	X	0.20		X	1	X	4	=	2.12	SQ.MT
TOTAL									=	15.77	SQ.MT
10% BALCONY AREA									=	26.42	SQ.MT
PROPOSED BALCONY									=	15.77	SQ.MT
EXCESS BALCONY									=	0.00	SQ.MT
TOTAL									=	266.15	SQ.MT

BUILT UP AREA CALCULATION BUILDING NO - 9-C & 20-C
36TH LOWER DUPLEX FLOOR PLAN

ADDITION (X)												
A	32.54	X	16.37		X	1	X	1	=	532.81	SQ.MT
TOTAL									=	532.81	SQ.MT
DEDUCTION (Y1)												
1	2.65	X	2.05		X	1	X	2	=	10.87	SQ.MT
2	6.67	X	0.10		X	1	X	2	=	1.33	SQ.MT
3	2.40	X	4.04		X	1	X	2	=	19.41	SQ.MT
4	2.60	X	3.44		X	1	X	1	=	8.95	SQ.MT
5	7.20	X	2.90		X	1	X	2	=	41.75	SQ.MT
6	2.65	X	2.46		X	1	X	2	=	13.05	SQ.MT
7	6.67	X	0.51		X	1	X	2	=	6.84	SQ.MT
8	3.05	X	1.63		X	1	X	2	=	9.96	SQ.MT
C1	0.35	X	0.33		X	1	X	4	=	0.46	SQ.MT
B1	3.25	X	1.05		X	1	X	4	=	13.65	SQ.MT
"	2.65	X	0.20		X	1	X	4	=	2.12	SQ.MT
B2	3.25	X	1.23		X	1	X	2	=	7.96	SQ.MT
TOTAL									=	136.21	SQ.MT
DUCT DEDUCTION (Y2)												
D1	1.60	X	1.80		X	1	X	2	=	5.76	SQ.MT
D2	0.80	X	7.25		X	1	X	1	=	5.80	SQ.MT
TOTAL									=	11.56	SQ.MT
STAIRCASE,LIFT & LIFT LOBBY DEDUCTION (Y3)												
S1	3.30	X	3.82		X	1	X	2	=	25.19	SQ.MT
"	3.50	X	1.63		X	1	X	2	=	11.42	SQ.MT
"	1.70	X	1.80		X	1	X	2	=	6.12	SQ.MT
L1	2.60	X	3.40		X	1	X	1	=	8.84	SQ.MT
L2	2.60	X	2.80		X	1	X	2	=	13.44	SQ.MT
L0	7.40	X	2.28		X	1	X	1	=	16.87	SQ.MT
TOTAL									=	81.89	SQ.MT
TOTAL T4 (T1 + T2 + T3)									=	229.66	SQ.MT
NET BUILT -UP AREA (X-Y4)									=	303.01	SQ.MT
BALCONY STATEMENT												
B1	3.25	X	1.05		X	1	X	4	=	13.65	SQ.MT
"	2.65	X	0.20		X	1	X	4	=	2.12	SQ.MT
B2	3.25	X	1.23		X	1	X	2	=	7.96	SQ.MT
B3	3.05	X	1.22		X	1	X	2	=	7.44	SQ.MT
TOTAL									=	31.17	SQ.MT
10% BALCONY AREA									=	30.30	SQ.MT
PROPOSED BALCONY									=	31.17	SQ.MT
EXCESS BALCONY									=	0.87	SQ.MT
TOTAL									=	303.88	SQ.MT

PROFORMA -B | 8/12

CONTENTS OF SHEET

36TH LOWER DUPLEX FLOOR PLAN (BUILDING NO - 9-C1 & 20-C1)
37TH UPPER DUPLEX FLOOR PLAN (BUILDING NO - 9-C1 & 20-C1)
LINE AREA DIAGRAM CALCULATION & CARPET AREA STATMENT
SCHEDULE OF DOOR & WINDOW

STAMP AND DATE OF RECEIPT OF PLAN

AS BUILT DRAWING APPROVED
Subject to the conditions mentioned
in this office's letter No.:
CIDCO/NAINA/PANVEL/Kon/BP-94/OC/2018/1639
Dated 11 MAY 2018
11/5/18
Associate Planner (NAINA)

STAMP AND DATE OF APPROVAL OF PLAN

DESCRIPTION OF PROPOSAL & PROPERTY

PROPOSED DEVELOPMENT OF RENTAL HOUSING SCHEME ON LAYOUT BEARING S.NO.80/A,85/0,83/7+4B+5B,83/2A,83/3,84/1,90/1A,90/18,90/11, 90/10,90/9,90/38,90/7,90/8,90/4,91/5 VILLAGE KON, TALUKA - PANVEL, DIST.RAIGAD.

NORTH	JOB. NO.	DRG. NO.	DRAWN BY
	322	8/12	AMOL
	SCALE	DATE	CHECKED BY
	1: 150	-	-
REVISIONS	DESCRIPTION :		
#-0			

NAME OF THE OWNER — SIGNATURE
M/S LUCINA LAND DEVELOPMENT LIMITED.

NAME ADDRESS AND SIGNATURE OF ARCHITECT R.S.I. — SIGNATURE

Octave Consultants
Architects, Interior & Landscape Designers
Indiabulls Finance Center, Tower -1, 15th Floor,Senapati Bapat Marg,
Elphinstone Road, Mumbai 400 013.

Octave Consultants
CA/2003/30717

PROFORMA -B

9/12

CONTENTS OF SHEET

STILT / 1ST PARKING FLOOR PLAN (BUILDING NO - B-G1 & 10-G1)
1ST TO 6TH, 8TH TO 11TH, 13TH TO 16TH, 18TH TO 21ST, 23RD TO 26TH, 28TH TO 31ST, 33RD TO 35TH TYPICAL FLOOR PLAN
STILT FLOOR PLAN
LINE AREA DIAGRAM CALCULATION OF STILT FLOOR & CARPET AREA
TENAMENT AREA STATMENT
SCHEDUL OF DOOR & WINDOW

STAMP AND DATE OF RECEIPT OF PLAN

AS BUILT DRAWING APPROVED
Subject to the conditions mentioned in this office's letter No.:
CIDCO/NAINA/ PANVEL/Kon/BP-94/OC/2018/1639
Dated 11 MAY 2018
11/5/18
Associate Planner (NAINA)

LIGHT & VENTILATION CALCULATION (BLDG.-8-G1 & 10-G1)

FLAT NO-1 & 5

NO.	ROOM	SIZE			CARPET AREA	TOTAL CARPET	L/V AREA REQUIRED	PROPOSED WINDOW SIZE			PROPOSED WINDOW AREA
1	LIVING/DINING	6.52	X	3.05	19.88	22.11	3.79	1.83	X	2.10	3.84
	PASSAGE	0.96	X	0.90	0.86						
2	KITCHEN	3.05	X	3.20	9.76	7.26	1.21	1.00	X	0.90	0.90
	BED ROOM-1	3.15	X	2.90	9.13						
3	"	1.71	X	0.90	1.54	10.94	1.82	1.83	X	2.10	3.84
	"	0.90	X	0.70	0.63						
4	BED ROOM-2	3.05	X	3.05	10.84	10.84	1.81	1.83	X	1.20	2.19
	"	1.83	X	1.22	2.17						
5	TOILET	2.45	X	1.20	2.94	5.01	0.83	0.60	X	0.90	0.54
	W.C.	1.60	X	1.20	2.18	2.18	0.36	0.60	X	0.90	0.54
6	"	1.04	X	1.27	1.32	1.32	0.22	0.70	X	0.90	0.63

LIGHT & VENTILATION CALCULATION (BLDG.-8-G1 & 10-G1)

FLAT NO-2 & 3

NO.	ROOM	SIZE			CARPET AREA	TOTAL CARPET	L/V AREA REQUIRED	PROPOSED WINDOW SIZE			PROPOSED WINDOW AREA
1	LIVING/DINING	6.52	X	3.05	19.88	22.11	3.68	1.83	X	2.10	3.84
	PASSAGE	0.96	X	0.90	0.86						
2	KITCHEN	3.05	X	3.20	9.76	7.26	1.21	1.00	X	0.90	0.90
	BED ROOM-1	3.15	X	2.90	9.13						
3	"	1.71	X	0.90	1.54	10.94	1.82	1.83	X	2.10	3.84
	"	0.90	X	0.70	0.63						
4	BED ROOM-2	3.05	X	3.05	10.84	10.84	1.81	1.83	X	1.20	2.19
	"	1.83	X	1.22	2.17						
5	TOILET	2.45	X	1.20	2.94	5.01	0.83	0.60	X	0.90	0.54
	W.C.	1.60	X	1.20	2.18	2.18	0.36	0.60	X	0.90	0.54
6	"	1.04	X	1.27	1.32	1.32	0.22	0.70	X	0.90	0.63

LIGHT & VENTILATION CALCULATION (BLDG.-8-G1 & 10-G1)

NO.	ROOM	SIZE			CARPET AREA	TOTAL CARPET	L/V AREA REQUIRED	PROPOSED WINDOW SIZE			PROPOSED WINDOW AREA
1	LIVING/DINING	5.27	X	3.05	16.07	19.05	3.22	1.83	X	2.10	3.84
	PASSAGE	0.96	X	0.90	0.86						
2	KITCHEN	3.20	X	3.20	10.24	7.74	1.29	1.00	X	0.90	0.90
	BED ROOM-1	3.15	X	2.90	9.13						
3	"	1.71	X	0.90	1.54	10.94	1.82	1.83	X	2.10	3.84
	"	0.90	X	0.70	0.63						
4	BED ROOM-2	3.05	X	3.05	10.84	10.84	1.81	1.83	X	1.20	2.19
	"	1.83	X	1.22	2.17						
5	TOILET	2.45	X	1.20	2.94	5.01	0.83	0.60	X	0.90	0.54
	W.C.	1.60	X	1.20	2.18	2.18	0.36	0.60	X	0.90	0.54
6	"	1.04	X	1.27	1.32	1.32	0.22	0.70	X	0.90	0.63

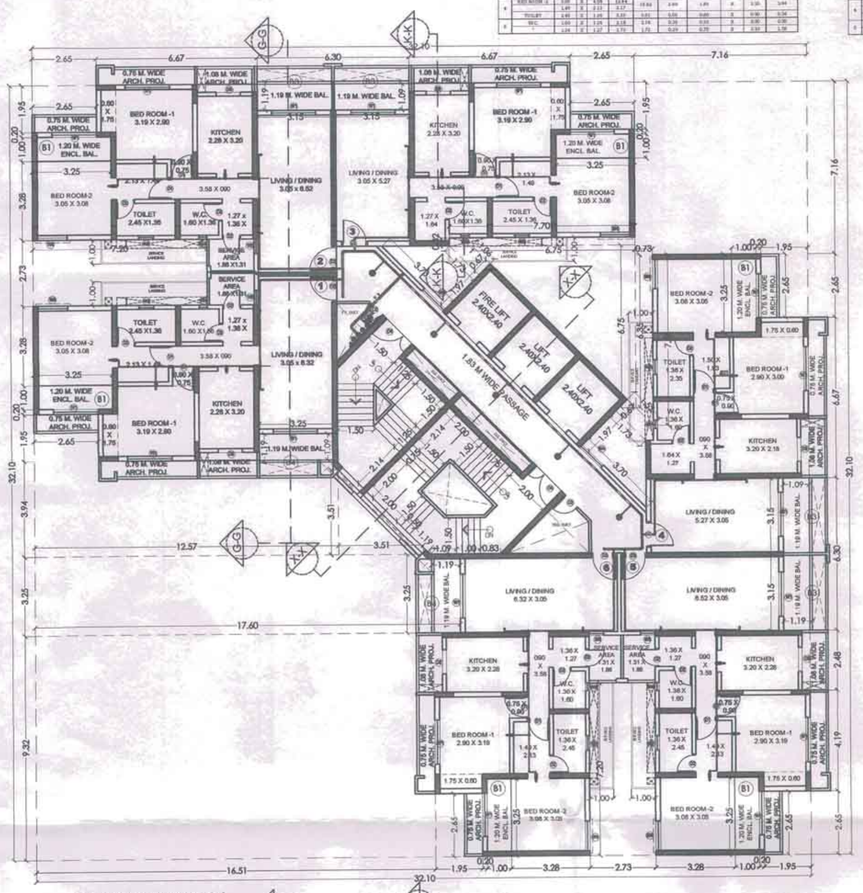

(BUILDING NO - 8-G1 & 10-G1)
1ST TO 6TH, 8TH TO 11TH, 13TH TO 16TH, 18TH TO 21ST, 23RD TO 26TH, 28TH TO 31ST, 33RD TO 35TH TYPICAL FLOOR PLAN
SCALE :- 1:100

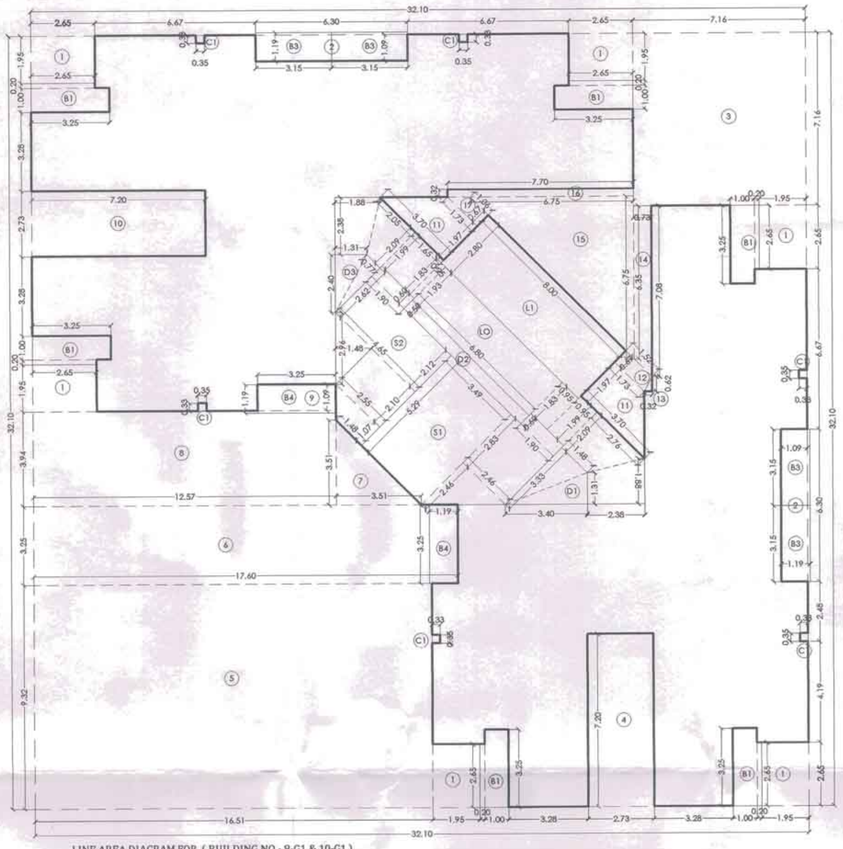

LINE AREA DIAGRAM FOR (BUILDING NO - 8-G1 & 10-G1)
1ST TO 6TH, 8TH TO 11TH, 13TH TO 16TH, 18TH TO 21ST, 23RD TO 26TH, 28TH TO 31ST, 33RD TO 35TH TYPICAL FLOOR PLAN
SCALE :- 1:100

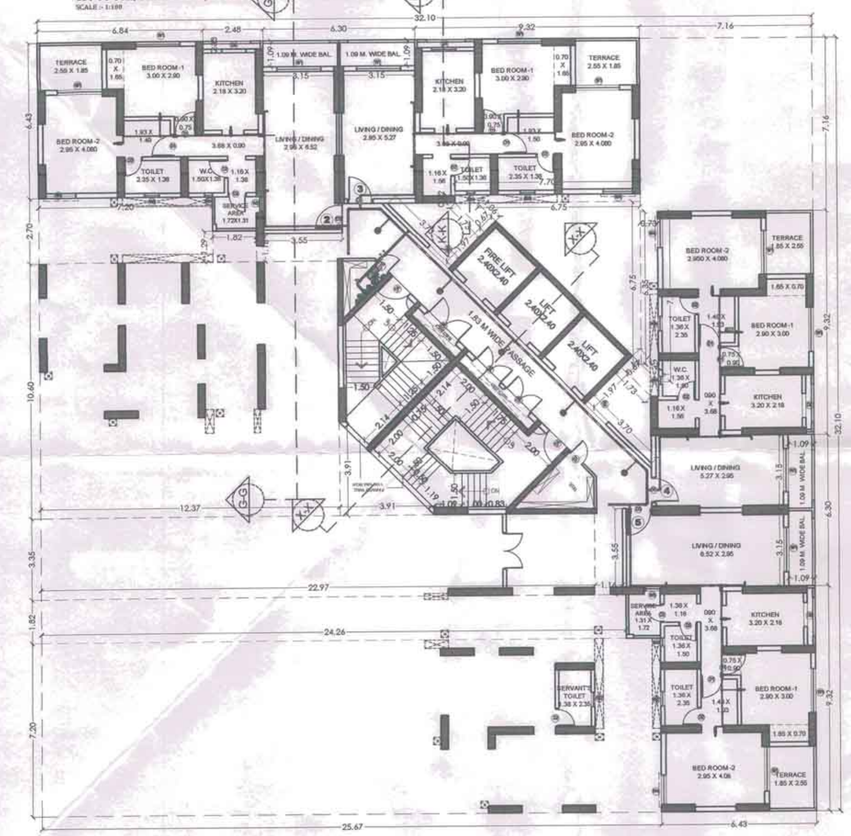

(BUILDING NO - 8-G1)
STILT / 1ST PARKING FLOOR PLAN
SCALE :- 1:100

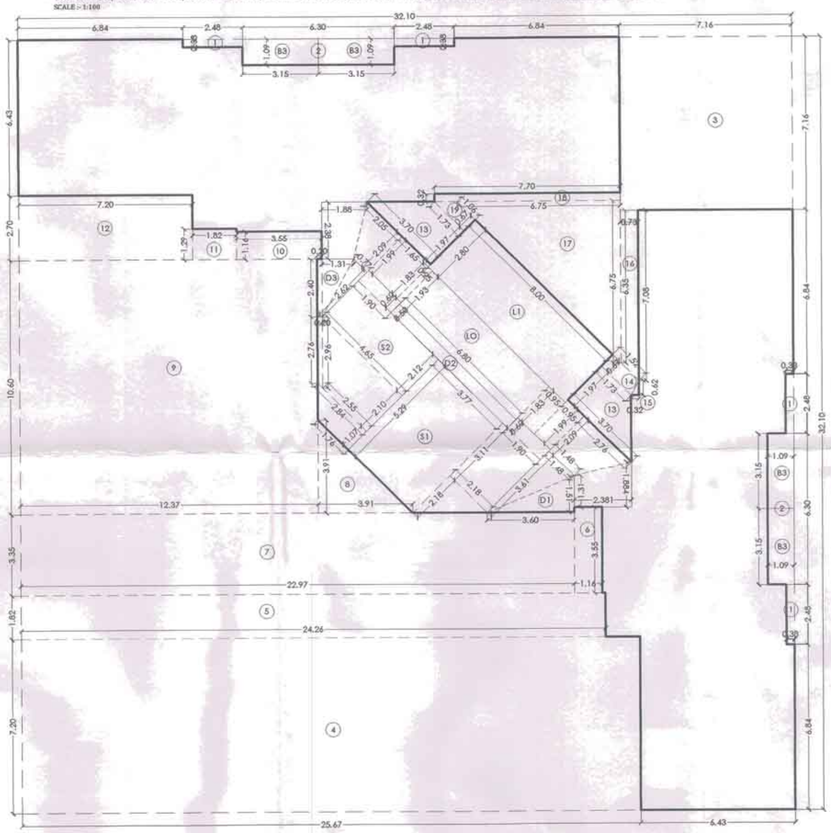

LINE AREA DIAGRAM FOR (BUILDING NO - 8-G1)
STILT / 1ST PARKING FLOOR PLAN
SCALE :- 1:100

SCHEDULE OF DOOR & WINDOW

SR.NO.	NOMENCLATURE	SIZE IN METER	LOCATION
1	W1	1.83 X 2.10	LIVING ROOM, BED ROOM - 1
2	W2	0.60 X 0.90	TOILET
3	W2A	0.53 X 0.90	TOILET
4	W4	1.22 X 1.83	BED ROOM - 2
5	W5	0.90 X 1.35	SERVICE AREA
6	D1	0.90 X 2.10	BED ROOM - 1, BED ROOM - 2
7	D2	0.75 X 2.10	TOILET / SERVICE FLOOR
8	D3	1.06 X 2.10	MAIN ENTRANCE DOOR
9	D4	1.50 X 2.10	STAIRCASE DOOR
10	D6	1.00 X 2.10	KITCHEN DOOR

LEGEND :

SYMBOL	DESCRIPTION	QTY.
	BUTTERFLY VALVE WITH TAMPER SWITCH	1 No.
	FLOW SWITCH	1 No.
	RECESSED PENDENT SPRINKLER - 68°C	5 No.
	RECESSED WALL MOUNTED SPRINKLER - 68°C	24 No.
	RECESSED WALL MOUNTED SPRINKLER - 79°C	6 No.
	Ø100 SLEEVE	35 No.
	Ø75 SLEEVE	02 No.

BUILT UP AREA CALCULATION BUILDING NO - B-G1 & 10-G1
1ST TO 6TH, 8TH TO 11TH, 13TH TO 16TH, 18TH TO 21ST, 23RD TO 26TH, 28TH TO 31ST, 33RD TO 35TH TYPICAL FLOOR PLAN

ADDITION (X)													
A	32.10	X	32.10		X	1	X	1	=	1030.41	SQ.MT
TOTAL									=	1030.41	SQ.MT
DEDUCTION (Y1)											
1	2.65	X	1.95		X	1	X	6	=	31.01	SQ.MT
2	6.30	X	1.09		X	1	X	2	=	13.73	SQ.MT
3	7.16	X	7.16		X	1	X	1	=	51.27	SQ.MT
4	2.73	X	7.20		X	1	X	1	=	19.64	SQ.MT
5	16.51	X	9.32		X	1	X	1	=	153.89	SQ.MT
6	17.60	X	3.25		X	1	X	1	=	57.20	SQ.MT
7	3.51	X	3.51		X	0.50	X	1	=	6.16	SQ.MT
8	12.57	X	3.94		X	1	X	1	=	49.55	SQ.MT
9	3.25	X	1.09		X	1	X	1	=	3.54	SQ.MT
10	7.20	X	2.73		X	1	X	1	=	19.64	SQ.MT
11	1.98	X	(1.73 + 3.79)		X	0.50	X	2	=	10.71	SQ.MT
12	0.67	X	(1.52 + 1.73)		X	0.50	X	1	=	1.08	SQ.MT
13	0.32	X	0.62		X	0.50	X	1	=	0.10	SQ.MT
14	0.73	X	(6.35 + 7.08)		X	0.50	X	1	=	4.99	SQ.MT
15	6.75	X	6.75		X	0.50	X	1	=	22.81	SQ.MT
16	7.70	X	0.32		X	1	X	1	=	2.46	SQ.MT
17	0.67	X	(1.06 + 1.73)		X	0.50	X	1	=	0.93	SQ.MT
B1	3.25	X	1.09		X	1	X	6	=	19.50	SQ.MT
"	2.65	X	0.20		X	1	X	6	=	3.18	SQ.MT
C1	0.35	X	0.33		X	1	X	6	=	0.69	SQ.MT
TOTAL									=	472.04	SQ.MT
DUCT DEDUCTION (Y2)											
D1	3.49	X	1.31		X	0.5	X	1	=	2.22	SQ.MT
"	3.33	X	1.48		X	0.5	X	1	=	2.46	SQ.MT
D2	6.88	X	0.50		X	1	X	1	=	3.40	SQ.MT
D3	2.62	X	0.77		X	0.5	X	1	=	1.01	SQ.MT
"	2.40	X	1.31		X	0.5	X	1	=	1.57	SQ.MT
TOTAL									=	10.66	SQ.MT
STAIRCASE,LIFT & LIFT LOBBY DEDUCTION (Y3)											
S1	5.29	X	3.49		X	1	X	1	=	18.45	SQ.MT
"	1.90	X	0.60		X	1	X	1	=	1.14	SQ.MT
"	3.11	X	2.18		X	1	X	1	=	6.78	SQ.MT
"	2.18	X	2.18		X	0.5	X	1	=	2.38	SQ.MT
S2	4.65	X	2.12		X	1	X	1	=	9.86	SQ.MT
"	1.08	X	(2.55 + 1.48)		X	0.5	X	1	=	2.17	SQ.MT
"	2.96	X	1.48		X	0.5	X	1	=	2.20	SQ.MT
"	2.55	X	2.10		X	1	X	1	=	5.35	SQ.MT
"	1.93	X	0.60		X	1	X	1	=	1.16	SQ.MT
L1	8.00	X	2.88		X	1	X	1	=	22.40	SQ.MT
L0	2.38	X	(1.88 + 1.31)		X	0.5	X	2	=	7.60	SQ.MT
"	2.09	X	(0.77 + 2.05)		X	0.5	X	1	=	2.95	SQ.MT
"	1.99	X	1.65		X	1	X	1	=	3.29	SQ.MT
"	1.83	X	0.25		X	1	X	1	=	0.45	SQ.MT
"	6.80	X	1.93		X	1	X	1	=	13.12	SQ.MT
"	1.83	X	0.95		X	1	X	1	=	1.75	SQ.MT
"	1.99	X	0.95		X	1	X	1	=	1.88	SQ.MT
"	2.09	X	(2.76 + 1.48)		X	0.5	X	1	=	4.41	SQ.MT
TOTAL									=	108.19	SQ.MT
TOTAL Y4 (Y1 + Y2 + Y3)									=	590.89	SQ.MT
NET BUILT -UP AREA (X-Y4)									=	439.52	SQ.MT
BALCONY STATEMENT											
B1	3.25	X	1.09		X	1	X	6	=	19.50	SQ.MT
"	2.65	X	0.20		X	1	X	6	=	3.18	SQ.MT
B3	1.19	X	3.15		X	1	X	4	=	14.95	SQ.MT
B4	1.19	X	3.25		X	1	X	2	=	7.74	SQ.MT
TOTAL									=	45.41	SQ.MT
PROPOSED BALCONY AREA									=	45.41	SQ.MT
10% BALCONY AREA									=	45.95	SQ.MT
PROPOSED BALCONY									=	45.41	SQ.MT
EXCESS BALCONY									=	1.46	SQ.MT
TOTAL									=	440.98	SQ.MT

BRILT UP AREA CALCULATION BUILDING NO - B-G1
STILT / 1ST PARKING FLOOR PLAN

ADDITION (X)											
A	32.10	X	32.10		X	1	X	1	=	1030.41	SQ.MT
TOTAL									=	1030.41	SQ.MT
DEDUCTION (Y1)											
1	2.40	X	0.33		X	1	X	4	=	3.27	SQ.MT
2	6.30	X	1.09		X	1	X	2	=	13.73	SQ.MT
3	7.16	X	7.16		X	1	X	1	=	51.27	SQ.MT
4	25.67	X	7.20		X	1	X	1	=	184.77	SQ.MT
5	24.26	X	1.82		X	1	X	1	=	44.19	SQ.MT
6	1.16	X	3.55		X	1	X	1	=	4.12	SQ.MT
7	22.97	X	3.35		X	1	X	1	=	76.94	SQ.MT
8	3.91	X	1.95		X	0.50	X	1	=	7.65	SQ.MT
9	12.37	X	10.60		X	1	X	1	=	131.07	SQ.MT
10	3.55	X	1.16		X	1	X	1	=	4.12	SQ.MT
11	1.82	X	1.29		X	1	X	1	=	2.35	SQ.MT
12	7.20	X	2.70		X	1	X	1	=	19.44	SQ.MT
13	1.98	X	(1.73 + 3.79)	X	0.50	X	2	=	10.71	SQ.MT
14	0.67	X	(1.52 + 1.73)	X	0.50	X	1	=	1.08	SQ.MT
15	0.32	X	0.62	X	0.50	X	1	=	0.10	SQ.MT
16	0.73	X	(6.35 + 7.08)	X	0.50	X	1	=	4.99	SQ.MT
17	6.75	X	6.75	X	0.50	X	1	=	22.81	SQ.MT
18	7.70	X	0.32	X	1	X	1	=	2.46	SQ.MT
19	0.67	X	(1.06 + 1.73)	X	0.50	X	1	=	0.93	SQ.MT
TOTAL									=	585.69	SQ.MT
DUCT DEDUCTION (Y2)											
D1	3.66	X	1.53		X	0.5	X	1	=	2.71	SQ.MT
"	3.61	X	1.48		X	0.5	X	1	=	2.67	SQ.MT
D2	6.88	X	0.50		X	1	X	1	=	3.40	SQ.MT
D3	2.62	X	0.77		X	0.5	X	1	=	1.01	SQ.MT
"	2.40	X	1.31		X	0.5	X	1	=	1.57	SQ.MT
"	2.40	X	0.28		X	1	X	1	=	0.68	SQ.MT
TOTAL									=	11.04	SQ.MT
STAIRCASE,LIFT & LIFT LOBBY DEDUCTION (Y3)											
S1	5.29	X	3.77		X	1	X	1	=	19.93	SQ.MT
"	1.90	X	0.60		X	1	X	1	=	1.14	SQ.MT
"	3.11	X	2.18		X	1	X	1	=	6.78	SQ.MT
"	2.18	X	2.18		X	0.5	X	1	=	2.38	SQ.MT
S2	4.65	X	2.12		X	1	X	1	=	9.86	SQ.MT
"	2.10	X	(2.55 + 4.65)	X	0.5	X	1	=	7.55	SQ.MT
"	0.20	X	(2.76 + 2.96)	X	0.5	X	1	=	8.57	SQ.MT
"	1.08	X	(2.84 + 1.76)	X	0.5	X	1	=	2.47	SQ.MT
"	1.98	X	0.60	X	1	X	1	=	1.18	SQ.MT
L1	8.00	X	2.88	X	1	X	1	=	22.40	SQ.MT
L0	2.38	X	(1.88 + 1.31)	X	0.5	X	2	=	7.60	SQ.MT
"	2.09	X	(0.77 + 2.05)	X	0.5	X	1	=	2.95	SQ.MT
"	1.99	X	1.65	X	1	X	1	=	3.29	SQ.MT
"	1.83	X	0.25	X	1	X	1	=	0.45	SQ.MT
"	6.80	X	1.93	X	1	X	1	=	13.12	SQ.MT
"	1.83	X	0.95	X	1	X	1	=	1.75	SQ.MT
"	1.99	X	0.95	X	1	X	1	=	1.88	SQ.MT
"	2.09	X	(2.76 + 1.48)	X	0.5	X	1	=	4.41	SQ.MT
TOTAL									-	109.72	SQ.MT
TOTAL Y4 (Y1 + Y2 + Y3)									-	707.54	SQ.MT
NET BUILT -UP AREA (X-Y4)									-	322.87	SQ.MT
BALCONY STATEMENT											
B3	3.15	X	1.09	X	1	X	4	=	-	13.73	SQ.MT
TOTAL									-	13.73	SQ.MT
PROPOSED BALCONY AREA									-	13.73	SQ.MT
10% BALCONY AREA									-	32.29	SQ.MT
PROPOSED BALCONY									-	13.73	SQ.MT
EXCESS BALCONY									-	8.88	SQ.MT
TOTAL									=	322.87	SQ.MT

TENAMENT AREA STATEMENT
BUILDING - B-G1

FLOORS	FLAT No.	CARPET AREA	BALCONY AREA ENCL.	BALCONY AREA PROJECTED	B/U AREA
STILT FLOOR	2	70.94	0.00	3.43	83.95
	3	64.88	0.00	3.43	77.48
	4	64.88	0.00	3.43	77.48
	5	70.94	0.00	3.43	83.95
1ST TO 6TH, 8TH TO 11TH, 13TH TO 16TH, 18TH TO 21ST, 23RD TO 26TH, 28TH TO 31ST, 33RD TO 35TH TYPICAL FLOOR	1	64.17	3.78	3.87	75.33
	2	64.77	3.78	3.75	75.44
	3	58.75	3.78	3.75	69.33
	4	58.75	3.78	3.75	69.33
	5	64.77	3.78	3.75	75.44
	6	64.17	3.78	3.87	75.33
7TH,12TH,17TH,22ND,27TH & 32RD TYPICAL REFUGE FLOOR	1	64.17	3.78	3.87	75.33
	2	64.77	3.78	3.75	75.44
	3	58.75	3.78	3.75	69.33
	4	0.00	0.00	0.00	0.00
	5	64.77	3.78	3.75	75.44
	6	64.17	3.78	3.87	75.33
DUPLEX FLOOR (36TH LOWER & 37TH UPPER)	1	120.23	7.56	3.87	141.87
	2	121.44	7.56	3.75	142.07
	3	109.38	7.56	3.75	129.90
	4	109.38	7.56	3.75	129.90
	5	121.44	7.56	3.75	142.07
	6	120.23	7.56	3.87	141.87

TENAMENT AREA STATEMENT
BUILDING - 10-G1

FLOORS	FLAT No.	CARPET AREA	BALCONY AREA ENCL.	BALCONY AREA PROJECTED	B/U AREA
STILT FLOOR (GYM & INDOOR GAMES)	2	138.15	0.00	6.86	161.44
	3	137.57	0.00	6.86	161.44
	4				
	5				
1ST TO 6TH, 8TH TO 11TH, 13TH TO 16TH, 18TH TO 21ST, 23RD TO 26TH, 28TH TO 31ST, 33RD TO 35TH TYPICAL FLOOR	1	64.17	3.78	3.87	75.33
	2	64.77	3.78	3.75	75.44
	3	58.75	3.78	3.75	69.33
	4	58.75	3.78	3.75	69.33
	5	64.77	3.78	3.75	75.44
	6	64.17	3.78	3.87	75.33
7TH,12TH,17TH,22ND,27TH & 32RD TYPICAL REFUGE FLOOR	1	64.17	3.78	3.87	75.33
	2	64.77	3.78	3.75	75.44
	3	58.75	3.78	3.75	69.33
	4	0.00	0.00	0.00	0.00
	5	64.77	3.78	3.75	75.44
	6	64.17	3.78	3.87	75.33
DUPLEX FLOOR (36TH LOWER & 37TH UPPER)	1	120.23	7.56	3.87	141.87
	2	121.44	7.56	3.75	142.07
	3	109.38	7.56	3.75	129.90
	4	109.38	7.56	3.75	129.90
	5	121.44	7.56	3.75	142.07
	6	120.23	7.56	3.87	141.87

STAMP AND DATE OF APPROVAL OF PLAN

DESCRIPTION OF PROPOSAL & PROPERTY

PROPOSED DEVELOPMENT OF RENTAL HOUSING SCHEME ON LAYOUT BEARING S.NO.80/A,85/0,83/7+48+58,83/2A,83/3,86/1,90/1A,90/18,90/11,90/10,90/9,90/38,90/7,90/8,90/4,91/5 VILLAGE KON, TALUKA - PANVEL, DIST.RAIGAD.

NORTH	JOB. NO.	DRG. NO.	DRAWN BY
	322	9/12	AMOL
	SCALE	DATE	CHECKED BY
	1: 150	-	-

REVISIONS	DESCRIPTION :
R-0	

NAME OF THE OWNER — SIGNATURE

M/S LUCINA LAND DEVELOPMENT LIMITED.

NAME ADDRESS AND SIGNATURE OF ARCHITECT (L.S.) — SIGNATURE

Octave Consultants
Architects, Interior & Landscape Designers
Indiabulls Finance Center, Tower -1, 15th Floor,Senapati Bapat Marg, Elphinstone Road, Mumbai 400 013.

Octave Consultants
CA/2003/30717

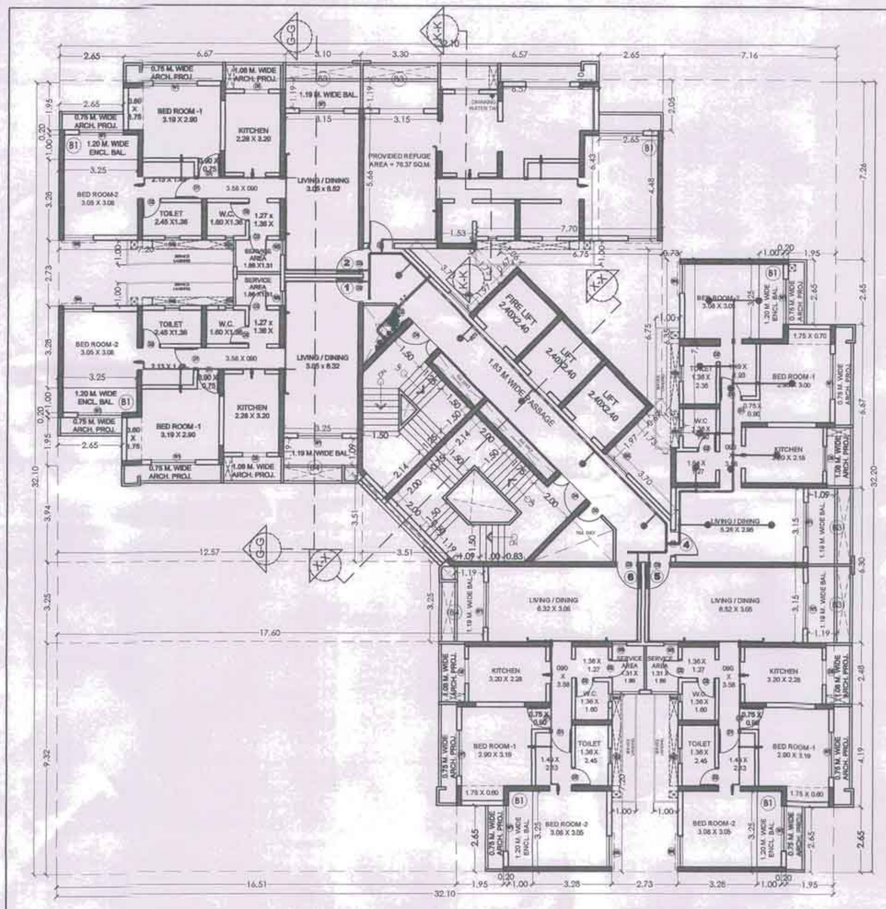

(BUILDING NO - 10-G1)
7TH, 12TH, 17TH, 22ND, 27TH & 32ND TYPICAL REFUGE FLOOR PLAN
SCALE :- 1:100

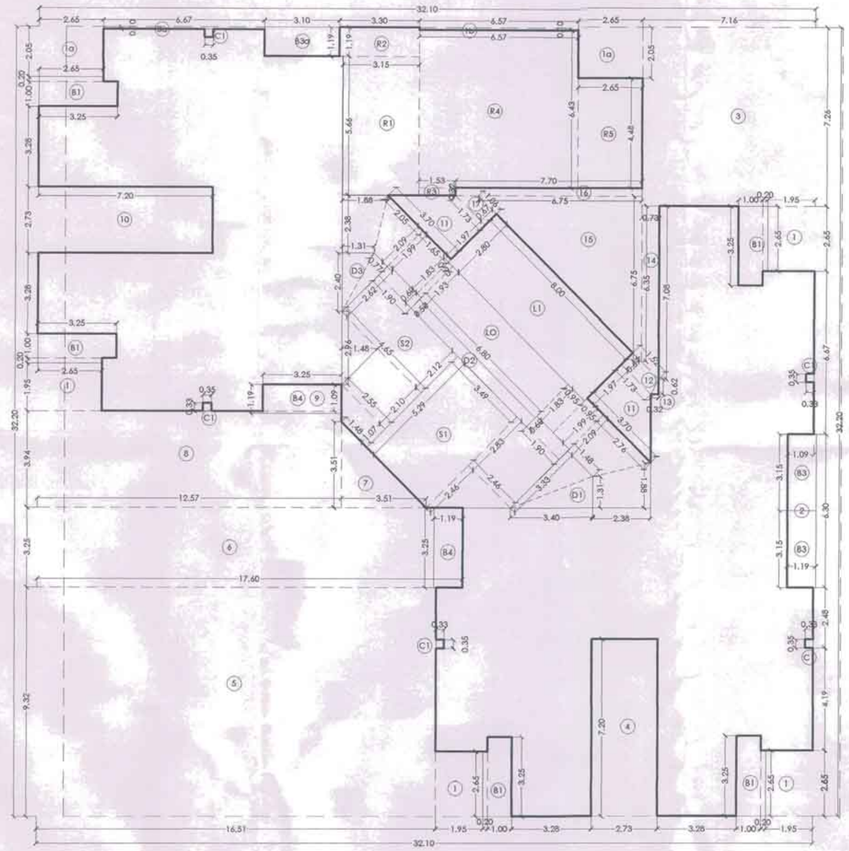

LINE AREA DIAGRAM FOR (BUILDING NO - 10-G1)
7TH, 12TH, 17TH, 22ND, 27TH & 32ND TYPICAL REFUGE FLOOR PLAN
SCALE :- 1:100

BUILT UP AREA CALCULATION BUILDING NO - 10-G1

7TH,12TH,17TH,22ND,27TH & 32ND TYPICAL REFUGE FLOOR PLAN

ADDITION (X)											
A	32.10	X	32.20	X	1	X	1	=	1033.62	SQ.MT	
TOTAL								=	1033.62	SQ.MT	
DEDUCTION (Y1)											
1	2.65	X	1.95	X	1	X	4	=	20.67	SQ.MT	
1a	2.05	X	2.65	X	1	X	2	=	10.87	SQ.MT	
1b	0.10	X	6.57	X	1	X	1	=	0.66	SQ.MT	
2	6.30	X	1.09	X	1	X	1	=	6.87	SQ.MT	
3	7.26	X	7.16	X	1	X	1	=	51.98	SQ.MT	
3a	0.10	X	6.67	X	1	X	1	=	0.67	SQ.MT	
4	2.73	X	7.20	X	1	X	1	=	19.64	SQ.MT	
5	16.51	X	9.32	X	1	X	1	=	153.89	SQ.MT	
6	17.60	X	3.25	X	1	X	1	=	57.20	SQ.MT	
7	3.51	X	3.51	X	0.50	X	1	=	6.16	SQ.MT	
8	12.57	X	3.94	X	1	X	1	=	49.55	SQ.MT	
9	3.25	X	1.09	X	1	X	1	=	3.54	SQ.MT	
10	7.20	X	2.73	X	1	X	1	=	19.64	SQ.MT	
11	1.98	X	(1.73 + 3.70)	X	0.50	X	2	=	10.73	SQ.MT	
12	0.67	X	(1.52 + 1.73)	X	0.50	X	1	=	1.08	SQ.MT	
13	0.32	X	0.62	X	0.50	X	1	=	0.10	SQ.MT	
14	0.73	X	(6.25 + 7.08)	X	0.50	X	1	=	4.98	SQ.MT	
15	6.75	X	6.75	X	0.50	X	1	=	22.81	SQ.MT	
16	7.70	X	0.32	X	0.50	X	1	=	2.49	SQ.MT	
17	0.67	X	(1.86 + 1.73)	X	0.50	X	1	=	0.93	SQ.MT	
B1	3.25	X	1.00	X	1	X	5	=	16.25	SQ.MT	
*	2.65	X	0.20	X	1	X	5	=	2.65	SQ.MT	
B3a	1.19	X	3.10	X	1	X	3	=	3.69	SQ.MT	
C1	0.35	X	0.33	X	1	X	5	=	0.58	SQ.MT	
TOTAL								=	467.55	SQ.MT	
DICT DEDUCTION (Y2)											
D1	3.40	X	1.31	X	0.5	X	1	=	2.22	SQ.MT	
*	3.33	X	1.48	X	0.5	X	1	=	2.46	SQ.MT	
D2	6.80	X	0.50	X	1	X	1	=	3.40	SQ.MT	
D3	2.62	X	0.77	X	0.5	X	1	=	1.01	SQ.MT	
*	2.40	X	1.31	X	0.5	X	1	=	1.57	SQ.MT	
TOTAL								=	10.66	SQ.MT	
STAIRCASE,LIFT & LIFT LOBBY DEDUCTION (Y3)											
S1	5.29	X	3.49	X	1	X	1	=	18.45	SQ.MT	
*	1.90	X	0.60	X	1	X	1	=	1.14	SQ.MT	
*	2.83	X	2.46	X	1	X	1	=	6.97	SQ.MT	
*	2.46	X	2.46	X	0.5	X	1	=	3.04	SQ.MT	
S2	4.65	X	2.12	X	1	X	1	=	9.86	SQ.MT	
*	1.08	X	(2.55 + 1.48)	X	0.5	X	1	=	2.17	SQ.MT	
*	2.96	X	1.48	X	0.5	X	1	=	2.20	SQ.MT	
*	2.55	X	2.10	X	1	X	1	=	5.35	SQ.MT	
*	1.90	X	0.60	X	1	X	1	=	1.14	SQ.MT	
L1	8.00	X	2.80	X	1	X	1	=	22.40	SQ.MT	
L0	2.38	X	(1.88 + 1.31)	X	0.5	X	2	=	7.60	SQ.MT	
*	2.09	X	(0.77 + 2.05)	X	0.5	X	1	=	2.95	SQ.MT	
*	1.99	X	1.65	X	1	X	1	=	3.29	SQ.MT	
*	1.83	X	0.25	X	1	X	1	=	0.45	SQ.MT	
*	6.80	X	1.93	X	1	X	2	=	13.12	SQ.MT	
*	1.83	X	0.95	X	1	X	1	=	1.75	SQ.MT	
*	1.99	X	0.95	X	1	X	1	=	1.88	SQ.MT	
*	2.09	X	(2.76 + 1.48)	X	0.5	X	1	=	4.43	SQ.MT	
TOTAL								=	108.19	SQ.MT	
REFUGE AREA STATEMENT (Y4)											
R1	5.66	X	3.15	X	1	X	1	=	17.84	SQ.MT	
R2	1.19	X	3.30	X	1	X	1	=	3.92	SQ.MT	
R3	0.32	X	1.53	X	1	X	1	=	0.49	SQ.MT	
R4	6.43	X	6.57	X	1	X	1	=	42.25	SQ.MT	
R5	4.48	X	2.65	X	1	X	1	=	11.87	SQ.MT	
TOTAL								=	76.37	SQ.MT	
TOTAL Y5 (Y1+Y2+Y3+Y4)								=	662.77	SQ.MT	
NET BUILT-UP AREA (X-Y5)								=	370.85	SQ.MT	
BALCONY STATEMENT											
B1	3.25	X	1.00	X	1	X	5	=	16.25	SQ.MT	
*	2.65	X	0.20	X	1	X	5	=	2.65	SQ.MT	
B3	1.19	X	3.15	X	1	X	2	=	7.50	SQ.MT	
B3a	1.19	X	3.10	X	1	X	1	=	3.69	SQ.MT	
B4	1.19	X	3.25	X	1	X	2	=	7.74	SQ.MT	
TOTAL								=	37.83	SQ.MT	
PROPOSED BALCONY AREA								=	37.83	SQ.MT	
10% BALCONY AREA								=	37.09	SQ.MT	
PROPOSED BALCONY								=	37.83	SQ.MT	
EXCESS BALCONY								=	0.74	SQ.MT	
EXCESS BALCONY								=	1.12	SQ.MT	
TOTAL								=	372.72	SQ.MT	

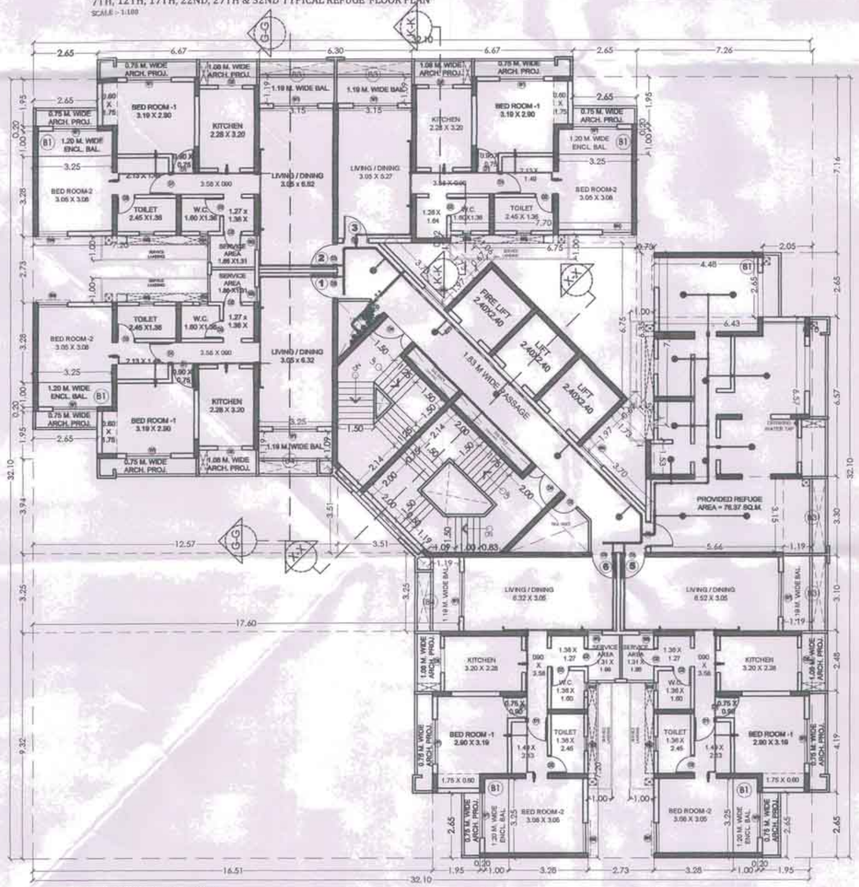

(BUILDING NO - 8-G1)
7TH, 12TH, 17TH, 22ND, 27TH & 32ND TYPICAL REFUGE FLOOR PLAN
SCALE :- 1:100

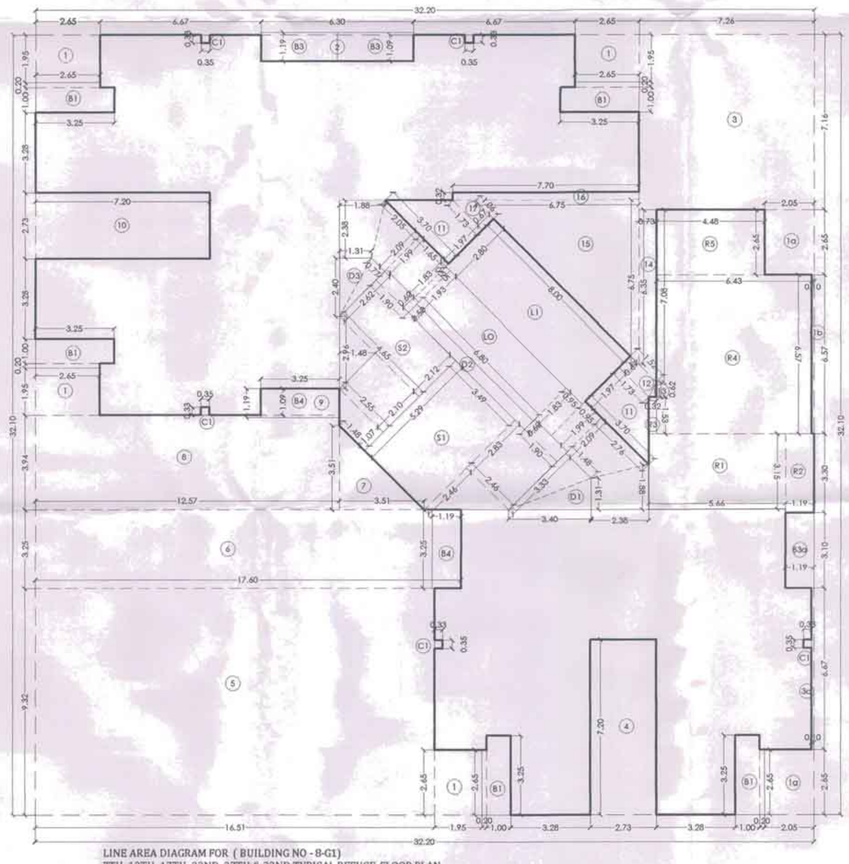

LINE AREA DIAGRAM FOR (BUILDING NO - 8-G1)
7TH, 12TH, 17TH, 22ND, 27TH & 32ND TYPICAL REFUGE FLOOR PLAN
SCALE :- 1:100

BUILT UP AREA CALCULATION BUILDING NO - 8-G1

7TH,12TH,17TH,22ND,27TH & 32ND TYPICAL REFUGE FLOOR PLAN

ADDITION (X)											
A	32.20	X	32.10	X	1	X	1	=	1033.62	SQ.MT	
TOTAL								=	1033.62	SQ.MT	
DEDUCTION (Y1)											
1	2.65	X	1.95	X	1	X	4	=	20.67	SQ.MT	
1a	2.05	X	2.65	X	1	X	2	=	10.87	SQ.MT	
1b	0.10	X	6.57	X	1	X	1	=	0.66	SQ.MT	
2	6.30	X	1.09	X	1	X	1	=	6.87	SQ.MT	
3	7.26	X	7.16	X	1	X	1	=	51.98	SQ.MT	
3a	0.10	X	6.67	X	1	X	1	=	0.67	SQ.MT	
4	2.73	X	7.20	X	1	X	1	=	19.64	SQ.MT	
5	16.51	X	9.32	X	1	X	1	=	153.89	SQ.MT	
6	17.60	X	3.25	X	1	X	1	=	57.20	SQ.MT	
7	3.51	X	3.51	X	0.50	X	1	=	6.16	SQ.MT	
8	12.57	X	3.94	X	1	X	1	=	49.55	SQ.MT	
9	3.25	X	1.09	X	1	X	1	=	3.54	SQ.MT	
10	7.20	X	2.73	X	1	X	1	=	19.64	SQ.MT	
11	1.98	X	(1.73 + 3.70)	X	0.50	X	2	=	10.73	SQ.MT	
12	0.67	X	(1.52 + 1.73)	X	0.50	X	1	=	1.08	SQ.MT	
13	0.32	X	0.62	X	0.50	X	1	=	0.10	SQ.MT	
14	0.73	X	(6.25 + 7.08)	X	0.50	X	1	=	4.98	SQ.MT	
15	6.75	X	6.75	X	0.50	X	1	=	22.81	SQ.MT	
16	7.70	X	0.32	X	1	X	1	=	2.49	SQ.MT	
17	0.67	X	(1.86 + 1.73)	X	0.50	X	1	=	0.93	SQ.MT	
B1	3.25	X	1.00	X	1	X	5	=	16.25	SQ.MT	
*	2.65	X	0.20	X	1	X	5	=	2.65	SQ.MT	
B3a	1.19	X	3.10	X	1	X	3	=	3.69	SQ.MT	
C1	0.35	X	0.33	X	1	X	5	=	0.58	SQ.MT	
TOTAL								=	467.55	SQ.MT	
DICT DEDUCTION (Y2)											
D1	3.40	X	1.31	X	0.5	X	1	=	2.22	SQ.MT	
*	3.33	X	1.48	X	0.5	X	1	=	2.46	SQ.MT	
D2	6.80	X	0.50	X	1	X	1	=	3.40	SQ.MT	
D3	2.62	X	0.77	X	0.5	X	1	=	1.01	SQ.MT	
*	2.40	X	1.31	X	0.5	X	1	=	1.57	SQ.MT	
TOTAL								=	10.66	SQ.MT	
STAIRCASE,LIFT & LIFT LOBBY DEDUCTION (Y3)											
S1	5.29	X	3.49	X	1	X	1	=	18.45	SQ.MT	
*	1.90	X	0.60	X	1	X	1	=	1.14	SQ.MT	
*	2.83	X	2.46	X	1	X	1	=	6.97	SQ.MT	
*	2.46	X	2.46	X	0.5	X	1	=	3.04	SQ.MT	
S2	4.65	X	2.12	X	1	X	1	=	9.86	SQ.MT	
*	1.08	X	(2.55 + 1.48)	X	0.5	X	1	=	2.17	SQ.MT	
*	2.96	X	1.48	X	0.5	X	1	=	2.20	SQ.MT	
*	2.55	X	2.10	X	1	X	1	=	5.35	SQ.MT	
*	1.90	X	0.60	X	1	X	1	=	1.14	SQ.MT	
L1	8.00	X	2.80	X	1	X	1	=	22.40	SQ.MT	
L0	2.38	X	(1.88 + 1.31)	X	0.5	X	2	=	7.60	SQ.MT	
*	2.09	X	(0.77 + 2.05)	X	0.5	X	1	=	2.95	SQ.MT	
*	1.99	X	1.65	X	1	X	1	=	3.29	SQ.MT	
*	1.83	X	0.25	X	1	X	1	=	0.45	SQ.MT	
*	6.80	X	1.93	X	1	X	2	=	13.12	SQ.MT	
*	1.83	X	0.95	X	1	X	1	=	1.75	SQ.MT	
*	1.99	X	0.95	X	1	X	1	=	1.88	SQ.MT	
*	2.09	X	(2.76 + 1.48)	X	0.5	X	1	=	4.43	SQ.MT	
TOTAL								=	108.19	SQ.MT	
REFUGE AREA STATEMENT (Y4)											
R1	5.66	X	3.15	X	1	X	1	=	17.84	SQ.MT	
R2	1.19	X	3.30	X	1	X	1	=	3.92	SQ.MT	
R3	0.32	X	1.53	X	1	X	1	=	0.49	SQ.MT	
R4	6.43	X	6.57	X	1	X	1	=	42.25	SQ.MT	
R5	4.48	X	2.65	X	1	X	1	=	11.87	SQ.MT	
TOTAL								=	76.37	SQ.MT	
TOTAL Y5 (Y1+Y2+Y3+Y4)								=	662.77	SQ.MT	
NET BUILT-UP AREA (X-Y5)								=	370.85	SQ.MT	
BALCONY STATEMENT											
B1	3.25	X	1.00	X	1	X	5	=	16.25	SQ.MT	
*	2.65	X	0.20	X	1	X	5	=	2.65	SQ.MT	
B3	1.19	X	3.15	X	1	X	2	=	7.50	SQ.MT	
B3a	1.19	X	3.10	X	1	X	1	=	3.69	SQ.MT	
B4	1.19	X	3.25	X	1	X	2	=	7.74	SQ.MT	
TOTAL								=	37.83	SQ.MT	
PROPOSED BALCONY AREA								=	37.83	SQ.MT	
10% BALCONY AREA								=	37.09	SQ.MT	
PROPOSED BALCONY								=	37.83	SQ.MT	
EXCESS BALCONY								=	0.74	SQ.MT	
EXCESS REFUGE								=	1.12	SQ.MT	
TOTAL								=	372.72	SQ.MT	

PROFORMA -B

10/12

CONTENTS OF SHEET

7TH,12TH,17TH,22ND & 27TH TYPICAL REFUGE FLOOR PLAN (BUILDING NO-8G1 & 10G1)
LINE AREA DIAGRAM, REFUGE AREA STAMENT, CARPET AREA CALCULATION.

STAMP AND DATE OF RECEIPT OF PLAN

AS BUILT DRAWING APPROVED
Subject to the conditions mentioned
in this office's letter No.:
CIDCO/NAINA/ PANVEL/Kon/BP-94/OC/2018/1639
Dated 11 MAY 2018
11/5/18
Associate Planner (NAINA)

REFUGE AREA STATEMENT FOR 7TH,12TH,17TH , 22ND, 27TH & 32ND TYPICAL REFUGE FLOOR (BLDG. NO. 8-G1 & 10-G1)

TYPICAL FLOOR AREA	604.57
NO. OF FLOORS	5.00
TOTAL (Z) = FLOOR AREA X NO. OF FLOORS	3,022.86
Total Occupancy (3022.860 / 12.5)	241.83
TOTAL REQ. REFUGE AREA = Occupancy X 0.30	72.55
No. of wheel chairs @ 0.9 sq.m. for every 200	2.70
TOTAL REQUIRED REFUGE AREA	75.25
TOTAL PROVIDED REFUGE AREA	76.37
EXCESS REFUGE AREA	1.12

LEGEND :

SYMBOL	DESCRIPTION	QTY.
	BUTTERFLY VALVE WITH TAMPER SWITCH	1 No.
	FLOW SWITCH	1 No.
	RECESSED PENDENT SPRINKLER - 68°C	5 No.
	RECESSED WALL MOUNTED SPRINKLER - 68°C	24 No.
	RECESSED WALL MOUNTED SPRINKLER - 79°C	6 No.
	Ø100 SLEEVE	35 No.
	Ø75 SLEEVE	02 No.

STAMP AND DATE OF APPROVAL OF PLAN

DESCRIPTION OF PROPOSAL & PROPERTY

PROPOSED DEVELOPMENT OF RENTAL HOUSING SCHEME ON LAYOUT BEARING S.NO.80/A,85/0,83/7+48+58,83/2A,,83/3,86/1,90/1A,90/18,90/11, 90/10,90/9,90/38,90/7,90/8,90/4,91/5 VILLAGE KON, TALUKA - PANVEL DIST.RAIGAD.

NORTH	JOB. NO.	DRG. NO.	DRAWN BY
	322	10/12	AMOL
	SCALE	DATE	CHECKED BY
	1:150	-	-

REVISIONS	DESCRIPTION :
0.0	

NAME OF THE OWNER — SIGNATURE

M/S LUCINA LAND DEVELOPMENT LIMITED.

NAME ADDRESS AND SIGNATURE OF ARCHITECT (L.S.) — SIGNATURE

Octave Consultants
Architects, Interior & Landscape Designers
Indrabala Finance Centre, Tower -1, 10th Floor,Sempapi Super Marg, Hiphatstone Road, Mumbai 400 013.

Octave Consultants
CA/2003/30717

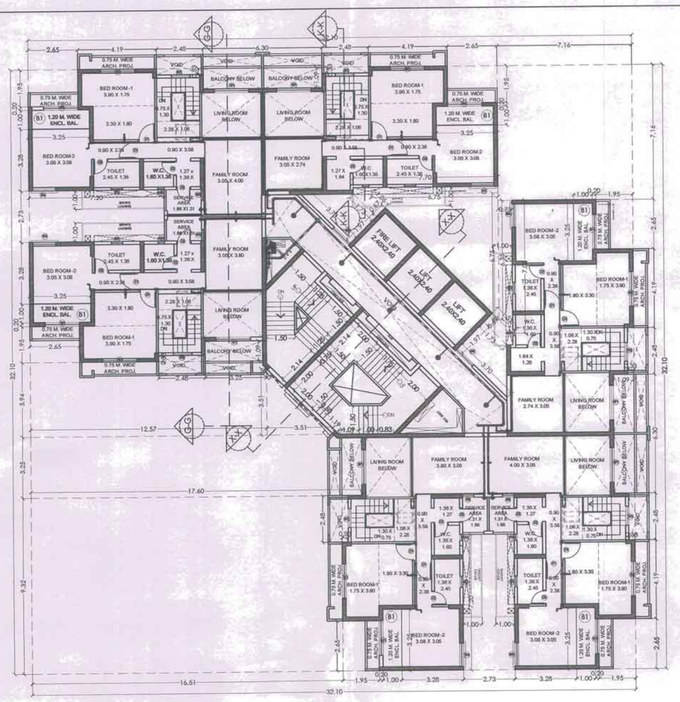

(BUILDING NO - 8-G1 & 10-G1)
37TH UPPER DUPLEX FLOOR PLAN
SCALE :- 1:100

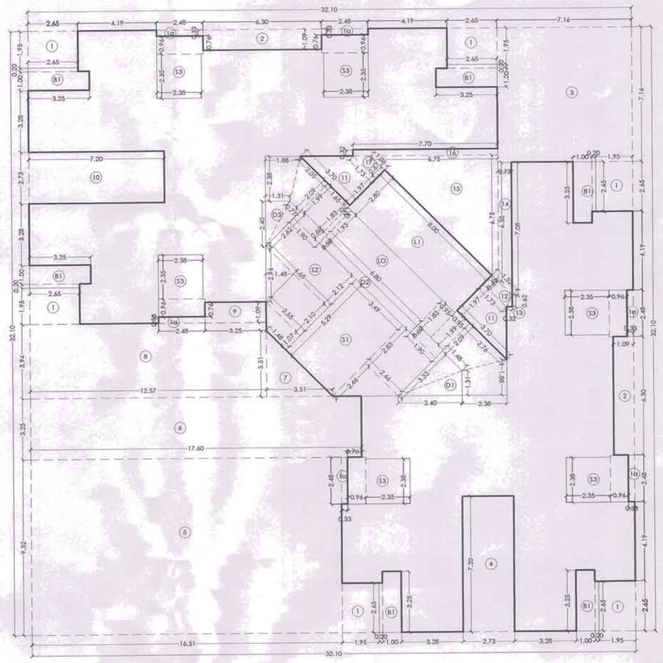

LINE AREA DIAGRAM FOR (BUILDING NO - 8-G1 & 10-G1)
37TH UPPER DUPLEX FLOOR PLAN
SCALE :- 1:100

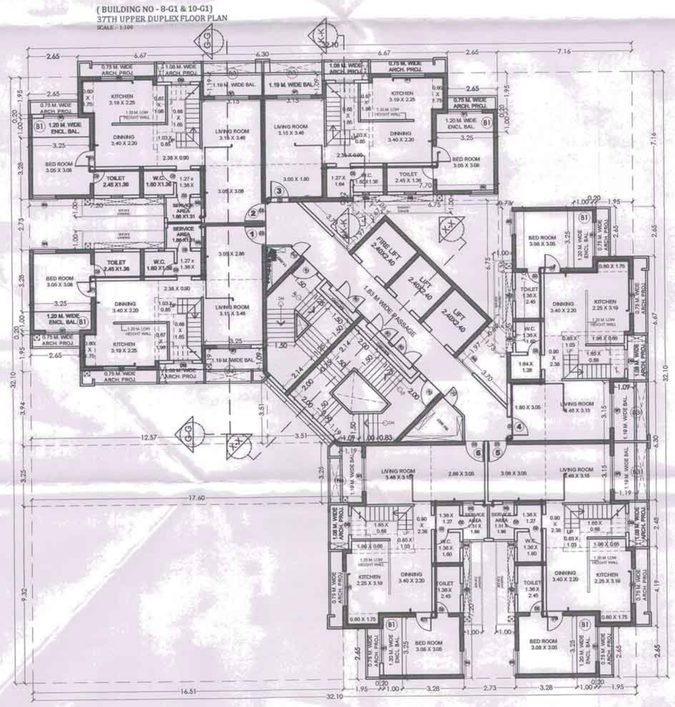

(BUILDING NO - 8-G1 & 10-G1)
36TH LOWER DUPLEX FLOOR PLAN
SCALE :- 1:100

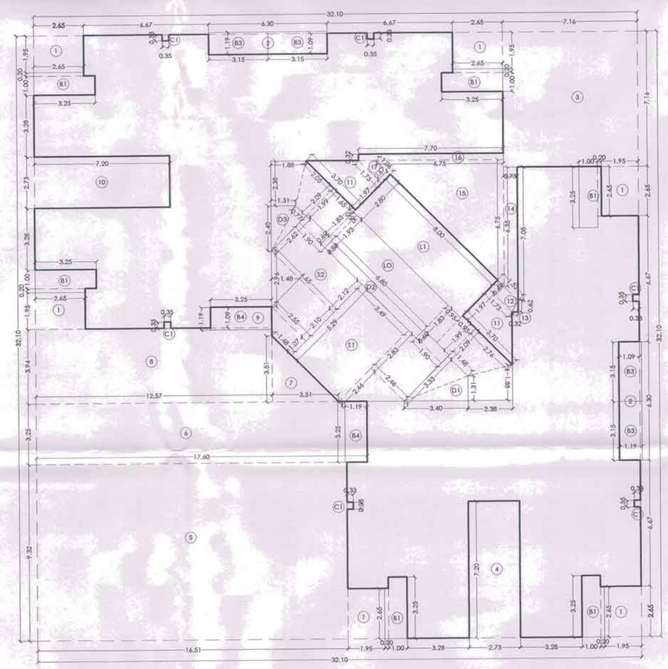

LINE AREA DIAGRAM FOR (BUILDING NO - 8-G1 & 10-G1)
36TH LOWER DUPLEX FLOOR PLAN
SCALE :- 1:100

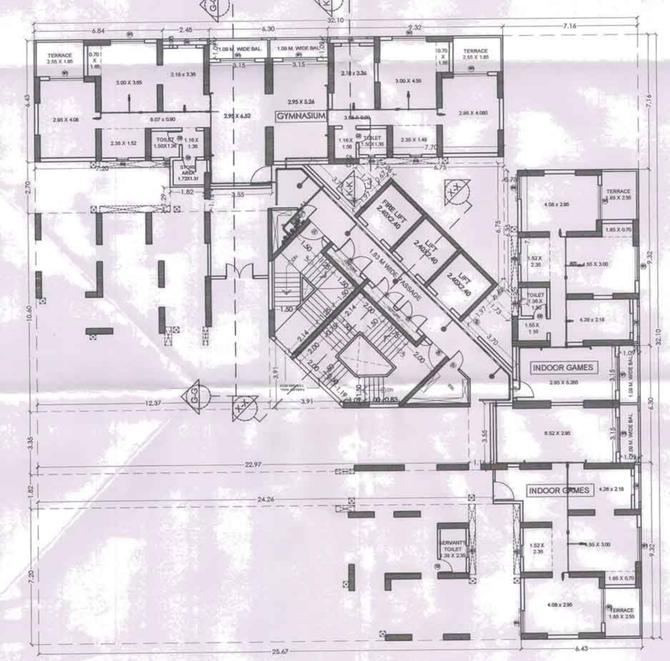

(BUILDING NO - 10-G1)
STILT / 1ST PARKING FLOOR PLAN
SCALE :- 1:100

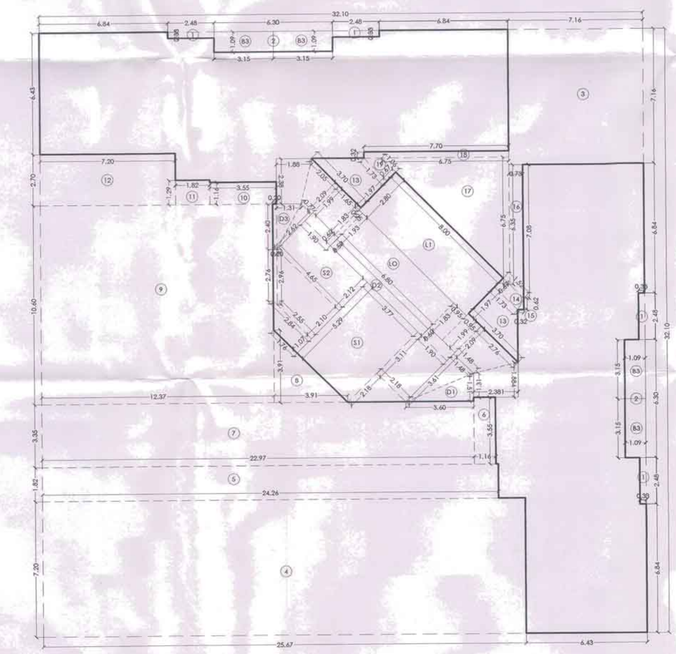

LINE AREA DIAGRAM FOR (BUILDING NO - 10-G1)
STILT / 1ST PARKING FLOOR PLAN
SCALE :- 1:100

SCHEDULE OF DOOR & WINDOW			
SR.NO.	NOMENCLATURE	SIZE IN METRE	LOCATION
1	W1	1.83 X 1.50	LIVING ROOM, M. BED ROOM
2	W2	0.60 X 0.90	TOILET
4	W2A	0.10 X 0.90	TOILET
5	W4	3.22 X 1.35	M. BED ROOM
6	W5	0.60 X 1.35	SERVICE AREA
7	D1	0.90 X 2.10	M. BED ROOM
8	D2	0.75 X 2.10	TOILET / SERVICE FLOOR
9	D3	1.06 X 2.10	MAIN ENTRANCE DOOR
10	D4	1.50 X 2.10	STAIRCASE DOOR
11	D6A	1.83 X 1.35	KITCHEN DOOR

BUILT UP AREA CALCULATION BUILDING NO - 8-G1 & 10-G1										
37TH UPPER DUPLEX FLOOR PLAN										
ADDITION (X)										
A	32.10	X	32.10	X	1	X	1	=	1030.41	SQ.MT
TOTAL								=	1030.41	SQ.MT
DEDUCTION (Y1)										
1	2.65	X	1.95	X	1	X	8	=	41.61	SQ.MT
1a	2.46	X	8.33	X	1	X	8	=	163.07	SQ.MT
2	6.38	X	1.09	X	1	X	2	=	13.72	SQ.MT
3	7.16	X	7.16	X	1	X	1	=	51.27	SQ.MT
4	2.73	X	7.20	X	1	X	1	=	19.66	SQ.MT
5	16.51	X	9.32	X	1	X	1	=	153.89	SQ.MT
6	17.60	X	3.25	X	1	X	1	=	57.20	SQ.MT
7	3.51	X	3.51	X	0.50	X	1	=	6.16	SQ.MT
8	12.57	X	3.94	X	1	X	1	=	49.55	SQ.MT
9	3.25	X	1.09	X	1	X	1	=	3.54	SQ.MT
10	7.20	X	2.73	X	1	X	1	=	19.66	SQ.MT
11	0.90	X	(1.73 + 3.79)	X	0.50	X	2	=	18.77	SQ.MT
12	0.67	X	(1.52 + 1.73)	X	0.50	X	1	=	1.08	SQ.MT
13	9.32	X	0.60	X	0.50	X	1	=	2.79	SQ.MT
14	8.73	X	(6.35 + 7.86)	X	0.50	X	1	=	4.90	SQ.MT
15	6.75	X	6.75	X	0.50	X	1	=	22.81	SQ.MT
16	3.79	X	9.32	X	1	X	1	=	2.49	SQ.MT
17	8.67	X	(1.06 + 1.73)	X	0.50	X	1	=	8.93	SQ.MT
B1	3.25	X	1.80	X	1	X	6	=	19.50	SQ.MT
"	2.65	X	0.20	X	1	X	6	=	3.18	SQ.MT
TOTAL								=	476.26	SQ.MT
DECT DEDUCTION (Y2)										
D1	3.40	X	1.31	X	0.5	X	1	=	2.22	SQ.MT
"	3.51	X	1.68	X	0.5	X	1	=	2.95	SQ.MT
D2	4.89	X	0.58	X	1	X	1	=	2.83	SQ.MT
D3	2.62	X	0.77	X	0.5	X	1	=	1.01	SQ.MT
"	2.40	X	1.31	X	0.5	X	1	=	1.57	SQ.MT
TOTAL								=	10.58	SQ.MT
STAIRCASE,LIFT & LIFT LOBBY DEDUCTION (Y3)										
S1	5.29	X	3.49	X	1	X	1	=	18.45	SQ.MT
"	1.90	X	0.60	X	1	X	1	=	1.14	SQ.MT
"	2.83	X	2.46	X	1	X	1	=	6.97	SQ.MT
"	2.46	X	2.46	X	0.5	X	1	=	3.04	SQ.MT
S2	4.65	X	2.12	X	1	X	1	=	9.86	SQ.MT
"	1.88	X	(2.55 + 1.48)	X	0.5	X	1	=	2.17	SQ.MT
"	2.96	X	1.48	X	0.5	X	1	=	2.20	SQ.MT
"	2.55	X	2.18	X	1	X	1	=	5.55	SQ.MT
"	3.90	X	0.60	X	1	X	1	=	1.14	SQ.MT
L1	8.00	X	2.80	X	1	X	1	=	22.40	SQ.MT
L0	2.38	X	(1.88 + 1.31)	X	0.5	X	2	=	7.60	SQ.MT
"	2.09	X	(0.77 + 2.05)	X	0.5	X	1	=	2.95	SQ.MT
"	1.83	X	1.65	X	1	X	1	=	3.29	SQ.MT
"	1.83	X	0.25	X	1	X	1	=	0.45	SQ.MT
"	1.83	X	1.93	X	1	X	1	=	3.53	SQ.MT
"	1.83	X	0.95	X	1	X	1	=	1.75	SQ.MT
"	1.99	X	0.95	X	1	X	1	=	1.88	SQ.MT
"	2.09	X	(2.76 + 1.48)	X	0.5	X	1	=	4.43	SQ.MT
TOTAL								=	108.19	SQ.MT
TOTAL Y1 (Y1 + Y2 + Y3)								=	598.89	SQ.MT
NET BUILT -UP AREA (X-Y1)								=	429.52	SQ.MT
BALCONY STATEMENT										
B1	3.25	X	1.80	X	1	X	6	=	19.50	SQ.MT
"	2.65	X	0.20	X	1	X	6	=	3.18	SQ.MT
B3	1.19	X	3.15	X	1	X	6	=	14.99	SQ.MT
B4	1.19	X	3.25	X	1	X	1	=	3.74	SQ.MT
TOTAL								=	41.41	SQ.MT
PROPOSED BALCONY AREA								=	41.41	SQ.MT
10% BALCONY AREA								=	43.95	SQ.MT
PROPOSED BALCONY								=	41.41	SQ.MT
EXCESS BALCONY								=	1.46	SQ.MT
TOTAL								=	448.98	SQ.MT

BUILT UP AREA CALCULATION BUILDING NO - 8-G1 & 10-G1										
36TH LOWER DUPLEX FLOOR PLAN										
ADDITION (X)										
A	32.10	X	32.10	X	1	X	1	=	1030.41	SQ.MT
TOTAL								=	1030.41	SQ.MT
DEDUCTION (Y1)										
1	2.65	X	1.95	X	1	X	8	=	41.61	SQ.MT
2	6.38	X	1.09	X	1	X	2	=	13.72	SQ.MT
3	7.16	X	7.16	X	1	X	1	=	51.27	SQ.MT
4	2.73	X	7.20	X	1	X	1	=	19.66	SQ.MT
5	16.51	X	9.32	X	1	X	1	=	153.89	SQ.MT
6	17.60	X	3.25	X	1	X	1	=	57.20	SQ.MT
7	3.51	X	3.51	X	0.50	X	1	=	6.16	SQ.MT
8	12.57	X	3.94	X	1	X	1	=	49.55	SQ.MT
9	3.25	X	1.09	X	1	X	1	=	3.54	SQ.MT
10	7.20	X	2.73	X	1	X	1	=	19.66	SQ.MT
11	0.90	X	(1.73 + 3.79)	X	0.50	X	2	=	18.77	SQ.MT
12	0.67	X	(1.52 + 1.73)	X	0.50	X	1	=	1.08	SQ.MT
13	9.32	X	0.60	X	0.50	X	1	=	2.79	SQ.MT
14	8.73	X	(6.35 + 7.86)	X	0.50	X	1	=	4.90	SQ.MT
15	6.75	X	6.75	X	0.50	X	1	=	22.81	SQ.MT
16	3.79	X	9.32	X	1	X	1	=	2.49	SQ.MT
17	8.67	X	(1.06 + 1.73)	X	0.50	X	1	=	8.93	SQ.MT
B1	3.25	X	1.80	X	1	X	6	=	19.50	SQ.MT
"	2.65	X	0.20	X	1	X	6	=	3.18	SQ.MT
C1	0.35	X	0.33	X	1	X	6	=	0.69	SQ.MT
TOTAL								=	472.84	SQ.MT
DECT DEDUCTION (Y2)										
D1	3.48	X	1.31	X	0.5	X	1	=	2.22	SQ.MT
"	3.33	X	1.68	X	0.5	X	1	=	2.84	SQ.MT
D2	6.80	X	0.50	X	1	X	1	=	3.40	SQ.MT
D3	2.62	X	0.77	X	0.5	X	1	=	1.01	SQ.MT
"	2.40	X	1.307	X	0.5	X	1	=	1.57	SQ.MT
TOTAL								=	10.64	SQ.MT
STAIRCASE,LIFT & LIFT LOBBY DEDUCTION (Y3)										
S1	5.29	X	3.49	X	1	X	1	=	18.45	SQ.MT
"	1.90	X	0.60	X	1	X	1	=	1.14	SQ.MT
"	2.81	X	2.46	X	1	X	1	=	6.97	SQ.MT
"	2.46	X	2.46	X	0.5	X	1	=	3.04	SQ.MT
S2	4.65	X	2.12	X	1	X	1	=	9.86	SQ.MT
"	1.88	X	(2.55 + 1.48)	X	0.5	X	1	=	2.17	SQ.MT
"	2.96	X	1.48	X	0.5	X	1	=	2.20	SQ.MT
"	2.55	X	2.18	X	1	X	1	=	5.55	SQ.MT
"	3.90	X	0.60	X	1	X	1	=	1.14	SQ.MT
L1	8.00	X	2.80	X	1	X	1	=	22.40	SQ.MT
L0	2.38	X	(1.88 + 1.31)	X	0.5	X	2	=	7.60	SQ.MT
"	2.09	X	(0.77 + 2.05)	X	0.5	X	1	=	2.95	SQ.MT
"	1.83	X	1.65	X	1	X	1	=	3.29	SQ.MT
"	1.83	X	0.25	X	1	X	1	=	0.45	SQ.MT
"	1.83	X	1.93	X	1	X	1	=	3.53	SQ.MT
"	1.83	X	0.95	X	1	X	1	=	1.75	SQ.MT
"	1.99	X	0.95	X	1	X	1	=	1.88	SQ.MT
"	2.09	X	(2.76 + 1.48)	X	0.5	X	1	=	4.43	SQ.MT
TOTAL								=	108.19	SQ.MT
TOTAL Y4 (Y1 + Y2 + Y3)								=	590.89	SQ.MT
NET BUILT -UP AREA (X-Y4)								=	439.95	SQ.MT
BALCONY STATEMENT										
B1	3.25	X	1.80	X	1	X	6	=	19.50	SQ.MT
"	2.65	X	0.20	X	1	X	6	=	3.18	SQ.MT
B3	1.19	X	3.15	X	1	X	6	=	14.99	SQ.MT
B4	1.19	X	3.25	X	1	X	1	=	3.74	SQ.MT
TOTAL								=	41.41	SQ.MT
PROPOSED BALCONY AREA								=	41.41	SQ.MT
10% BALCONY AREA								=	43.95	SQ.MT
PROPOSED BALCONY								=	41.41	SQ.MT
EXCESS BALCONY								=	1.46	SQ.MT
TOTAL								=	448.98	SQ.MT

LEGEND :		
SYMBOL	DESCRIPTION	QTY.
	BUTTERFLY VALVE WITH TAMPER SWITCH	1 No.
	FLOW SWITCH	1 No.
	RECESSED PENDENT SPRINKLER - 68°C	5 No.
	RECESSED WALL MOUNTED SPRINKLER - 68°C	24 No.
	RECESSED WALL MOUNTED SPRINKLER - 79°C	6 No.
	Ø100 SLEEVE	35 No.
	Ø75 SLEEVE	02 No.

BUILT UP AREA CALCULATION BUILDING NO - 10-G1										
STILT / 1ST PARKING FLOOR PLAN										
ADDITION (X)										
A	32.10	X	32.10	X	1	X	1	=	1030.41	SQ.MT
TOTAL								=	1030.41	SQ.MT
DEDUCTION (Y1)										
1	2.85	X	6.33	X	1	X	4	=	3.27	SQ.MT
2	6.38	X	1.09	X	1	X	2	=	13.72	SQ.MT
3	7.16	X	7.16	X	1	X	1	=	51.27	SQ.MT
4	20.67	X	7.20	X	1	X	1	=	184.77	SQ.MT
5	24.26	X	3.82	X	1	X	1	=	44.39	SQ.MT
6	1.18	X	3.55	X	1	X	1	=	4.19	SQ.MT
7	22.97	X	3.55	X	1	X	1	=	76.94	SQ.MT
8	3.91	X	3.91	X	0.50	X	1	=	7.61	SQ.MT
9	13.37	X	10.60	X	1	X	1	=	131.07	SQ.MT
10	3.55	X	1.18	X	1	X	1	=	4.19	SQ.MT
11	1.82	X	1.20	X	1	X	1	=	2.18	SQ.MT
12	7.20	X	2.76	X	1	X	1	=	19.86	SQ.MT
13	1.98	X	(1.73 + 3.79)	X	0.50	X	2	=	18.73	SQ.MT
14	0.67	X	(1.52 + 1.73)	X	0.50	X	1	=	1.08	SQ.MT
15	0.32	X	0.42	X	0.50	X	1	=	0.10	SQ.MT
16	6.73	X	(6.35 + 7.86)	X	0.50	X	1	=	4.90	SQ.MT
17	6.75	X	6.75	X	0.50	X	1	=	22.81	SQ.MT
18	3.79	X	9.32	X	1	X	1	=	2.49	SQ.MT
19	0.67	X	(1.06 + 1.73)	X	0.50	X	1	=	0.93	SQ.MT
TOTAL								=	665.98	SQ.MT
DECT DEDUCTION (Y2)										
D1	3.68	X	1.31	X	0.5	X	1	=	2.71	SQ.MT
"	3.61	X	1.80	X	0.5	X	1	=	3.42	SQ.MT
D2	6.88	X	0.58	X	1	X	1	=	3.40	SQ.MT
D3	2.62	X	0.77	X	0.5	X	1	=	1.01	SQ.MT
"	2.40	X	1.31	X	0.5	X	1	=	1.57	SQ.MT
"	2.68	X	0.20	X	1	X	1	=	0.54	SQ.MT
TOTAL								=	11.64	SQ.MT
STAIRCASE,LIFT & LIFT LOBBY DEDUCTION (Y3)										
S1	5.29	X	3.77	X	1	X	1	=	19.93	SQ.MT
"	1.90	X	0.60	X	1	X	1	=	1.14	SQ.MT
"	2.11	X	2.18	X	1	X	1	=	4.79	SQ.MT
"	2.18	X	2.18	X	0.5	X	1	=	2.38	SQ.MT
S2	4.65	X	2.12	X	1	X	1	=	9.86	SQ.MT
"	2.10	X	(2.55 + 4.65)	X	0.5	X	1	=	7.33	SQ.MT
"	8.20	X	(3.76 + 2.96)	X	0.5	X	1	=	6.73	SQ.MT
"	1.88	X	(2.84 + 1.76)	X	0.5	X	1	=	2.47	SQ.MT
"	1.90	X	0.60	X	1	X	1	=	1.14	SQ.MT
L1	8.00	X	2.80	X	1	X	1	=	22.40	SQ.MT
L0	2.38	X	(1.88 + 1.31)	X	0.5	X	2	=	7.60	SQ.MT
"	2.09	X	(0.77 + 2.05)	X	0.5	X	1	=	2.95	SQ.MT
"	1.83	X	0.25	X	1	X	1	=	0.45	SQ.MT
"	1.83	X	1.93	X	1	X	1	=	3.53	SQ.MT
"	1.83	X	0.95	X	1	X	1	=	1.75	SQ.MT
"	1.99	X	0.95	X	1	X	1	=	1.88	SQ.MT
"	2.09	X	(2.76 + 1.48)	X	0.5	X	1	=	4.43	SQ.MT
TOTAL								=	109.72	SQ.MT
TOTAL Y4 (Y1 + Y2 + Y3)								=	787.34	SQ.MT
NET BUILT -UP AREA (X-Y4)								=	322.87	SQ.MT
BALCONY STATEMENT										
B3	1.15	X	1.00	X	1	X	6	=	13.72	SQ.MT
TOTAL								=	13.72	SQ.MT
PROPOSED BALCONY AREA								=	13.72	SQ.MT
10% BALCONY AREA								=	32.29	SQ.MT
PROPOSED BALCONY								=	13.72	SQ.MT
EXCESS BALCONY								=	0.00	SQ.MT
TOTAL								=	322.87	SQ.MT

LIGHT & VENTILATION CALCULATION (BLDG. - 8-G1 & 10-G1)														
FLAT NO- 1 & 4 (36TH LOWER DUPLEX FLOOR)														
SR. NO.	ROOM	SIZE				CARPET AREA	TOTAL CARPET	1/6 AREA REQUIRED	PROPOSED WINDOW SIZE			PROPOSED WINDOW AREA
1	LIVING/DINING	3.15	X	3.46	=	10.90	19.62	3.27	1.82	X	2.10	3.84
	"	3.05	X	2.90	=	8.73						
2	PASSAGE	2.36	X	0.90	=	2.12	3.26	0.54				
	"	0.60	X	1.65	=	1.32						
3	KITCHEN	3.19	X	2.25	=	7.18	9.54	1.59	1.00	X	2.10	2.10
	"	0.67	X	3.36	=	2.25						
4	DINING	3.40	X	2.20	=	7.48	8.36	—	—	X	—	—
	"	0.90	X	1.00	=	0.90						
5	BED ROOM	3.05	X	4.08	=	12.44	12.44	2.07	1.82	X	1.1	2.00
6	TOILET	2.45	X	1.36	=	3.33	6.66	1.11	0.60	X	0.9	0.54
	"	1.80	X	1.27	=	2.29						
7	W.C.	1.80	X	1.36	=	2.45	4.74	0.79	0.53	X	0.9	0.48
	"	1.36	X	1.27	=	1.73						
8	SERVICE AREA	1.80	X	1.36	=	2.45	5.22	0.87	—	X	—	—
	"	1.36	X	1.27	=	1.73						

LIGHT & VENTILATION CALCULATION (BLDG. - 8-G1 & 10-G1)														
37TH UPPER DUPLEX FLOOR)														
SR. NO.	ROOM	SIZE				CARPET AREA	TOTAL CARPET	1/6 AREA REQUIRED	PROPOSED WINDOW SIZE			PROPOSED WINDOW AREA
1	FAMILY ROOM	3.05	X	3.00	=	9.15	16.81	2.67	1.83	X	2.10	3.84
	"	0.90	X	3.58	=	3.22						
2	PASSAGE	3.30	X	1.65	=	5.42	5.42	0.85	—	X	—	—
	"	0.75	X	1.30	=	0.98						
3	BED ROOM-1	3.90	X	3.00	=	11.70	12.77	2.13	1.83	X	2.10	3.84
	"	1.05	X	1.06	=	1.07						
4	W.C.	1.80	X	1.36	=	2.45	3.05	0.51	0.53	X	0.9	0.48
	"	1.36	X	1.27	=	1.73						
5	BED ROOM-2	3.05	X	4.08	=	12.44	14.59	2.43	1.83	X	2.10	3.84
	"	0.90	X	2.30	=	2.14						
6	TOILET	2.45	X	1.36	=	3.33	5.54	1.84	X	2.10	3.90	

LIGHT & VENTILATION CALCULATION (BLDG. - 8-G1 & 10-G1)														
FLAT NO- 2 & 3 (36TH LOWER DUPLEX FLOOR)														
SR. NO.	ROOM	SIZE				CARPET AREA	TOTAL CARPET	1/6 AREA REQUIRED	PROPOSED WINDOW SIZE			PROPOSED WINDOW AREA
1	LIVING/DINING	3.15	X	3.46	=	10.90	20.23	3.37	1.83	X	2.10	3.84
	"	3.05	X	2.90	=	8.73						
2	PASSAGE	2.08	X	0.90	=	1.18	3.26	0.54				
	"	0.60	X	1.65	=	1.32						
3	KITCHEN	3.19	X	2.25	=	7.18	9.54	1.59	1.00	X	2.10	2.10
	"	0.67	X	3.36	=	2.25						
4	DINING	3.40	X	2.20	=	7.48	—	—	—	X	—	—
	"	1.05	X	0.90	=	0.94						
5	BED ROOM	3.05	X	4.08	=	12.44	12.44	2.07	1.83	X	1.1	2.00
6	TOILET	2.45	X	1.36	=	3.33	6.66	1.11	0.60	X	0.9	0.54
	"	1.80	X	1.27	=	2.29						
7	W.C.	1.80	X	1.36	=	2.45	4.74	0.79	0.53	X	0.9	0.48
	"	1.36	X	1.27	=	1.73						
8	SERVICE AREA	1.80	X	1.36	=	2.45	5.22	0.87	—	X	—	—
	"	1.36	X	1.27	=	1.73						

LIGHT & VENTILATION CALCULATION (BLDG. - 8-G1 & 10-G1)														
FLAT NO- 5 & 6 (37TH LOWER DUPLEX FLOOR)														
SR. NO.	ROOM	SIZE				CARPET AREA	TOTAL CARPET	1/6 AREA REQUIRED	PROPOSED WINDOW SIZE			PROPOSED WINDOW AREA
1	LIVING/DINING	3.15	X	3.46	=	10.90	16.39	2.73	1.83	X	2.10	3.84
	"	3.05	X	1.80	=	5.49						
2	PASSAGE	2.05	X	0.90	=	1.12	4.22	0.70	1.83	X	2.10	3.84
	PASSAGE	1.27	X	1.54	=	1.95						
3	KITCHEN	4.41	X	1.35	=	5.95	7.59	1.26	1.00	X	2.10	2.10
	"	0.60	X	1.65	=	1.32						
4	DINING	3.40	X	2.20	=	7.48	8.02	—	—	X	—	—
	"	0.90	X	0.60	=	0.54						
5	BED ROOM	3.05	X	4.08	=	12.44	12.44	2.07	1.83	X	1.1	2.00
6	TOILET	2.45	X	1.36	=	3.33	5.54	0.92	1.83	X	0.9	1.65
	"	1.80	X	1.27	=	2.29						
7	W.C.	1.80	X	1.36	=	2.45	4.74	0.79	0.53	X	0.9	0.48
	"	1.36	X	1.27	=	1.73						
8	SERVICE AREA	1.80	X	1.36	=	2.45	5.22	0.87	—	X	—	—
	"	1.36	X	1.27	=	1.73						

LIGHT & VENTILATION CALCULATION (BLDG. - 8-G1 & 10-G1)														
FLAT NO- 7 & 8 (37TH LOWER DUPLEX FLOOR)														
SR. NO.	ROOM	SIZE				CARPET AREA	TOTAL CARPET	1/6 AREA REQUIRED	PROPOSED WINDOW SIZE			PROPOSED WINDOW AREA
1	FAMILY ROOM	3.05	X	3.74	=	9.36	11.58	1.93	1.83	X	2.10	3.84
	"	0.90	X	2.30	=	2.22						
2	PASSAGE	3.30	X	1.65	=	5.42	5.42	0.85	—	X	—	—
	"	0.75	X	1.30	=	0.98						
3	BED ROOM-1	3.90	X	3.00	=	11.70	12.77	2.13	1.83	X	2.10	3.84
	"	1.05	X	1.06	=	1.07						
4	W.C.	1.80	X	1.36	=	2.45	3.05	0.51	0.53	X	0.9	0.48
	"	1.36	X	1.27	=	1.73						

LIGHT & VENTILATION CALCULATION (BLDG. - 8-G1 & 10-G1)														
FLAT NO- 9 & 10 (37TH LOWER DUPLEX FLOOR)														
SR. NO.	ROOM	SIZE				CARPET AREA	TOTAL CARPET	1/6 AREA REQUIRED	PROPOSED WINDOW SIZE			PROPOSED WINDOW AREA
1	FAMILY ROOM	3.05	X	4.00	=	12.20	15.41	2.57	1.83	X	2.10	3.84
	"	0.90	X	3.58	=	3.22						
2	PASSAGE	3.05	X	1.06	=	3.42	5.47	0.91	—	X	—	—
	"	0.75	X	1.30	=	0.98						
	"	1.27	X	1.54	=	1.95						
3	BED ROOM-1	3.90	X	3.00	=	11.70	12.77	2.13	1.83	X	2.10	3.84
	"	1.05	X	1.06	=	1.07						
4	W.C.	1.80	X	1.36	=	2.45	3.05	0.51	0.53	X	0.9	0.48
	"	1.36	X	1.27	=	1.73						

LIGHT & VENTILATION CALCULATION (BLDG. - 8-G1 & 10-G1)														
FLAT NO- 11 & 12 (37TH LOWER DUPLEX FLOOR)														
SR. NO.	ROOM	SIZE				CARPET AREA	TOTAL CARPET	1/6 AREA REQUIRED	PROPOSED WINDOW SIZE			PROPOSED WINDOW AREA
1	FAMILY ROOM	3.05	X	4.00	=	12.20	15.41	2.57	1.83	X	2.10	3.84
	"	0.90	X	3.58	=	3.22						
2	PASSAGE	3.05	X	1.06	=	3.42	5.47	0.91	—	X	—	—
	"	0.75	X	1.30	=	0.98						
	"	1.27	X	1.54	=	1.95						
3	BED ROOM-1	3.90	X	3.00	=	11.70	12.77	2.13	1.83	X	2.10	3.84
	"	1.05	X	1.06	=	1.07						
4	W.C.	1.80	X	1.36	=	2.45	3.05	0.51	0.53	X	0.9	0.48
	"	1.36	X	1.27	=	1.73						

PROFORMA -B 11/12

CONTENTS OF SHEET

36TH LOWER DUPLEX FLOOR PLAN (BUILDING NO - 8-G1 & 10-G1)
37TH UPPER DUPLEX FLOOR PLAN (BUILDING NO - 8-G1 & 10-G1)
LINE AREA DIAGRAM CALCULATION & CARPET AREA STATMENT
SCHEDUL OF DOOR & WINDOW

STAMP AND DATE OF RECEIPT OF PLAN

AS BUILT DRAWING APPROVED
Subject to the conditions m

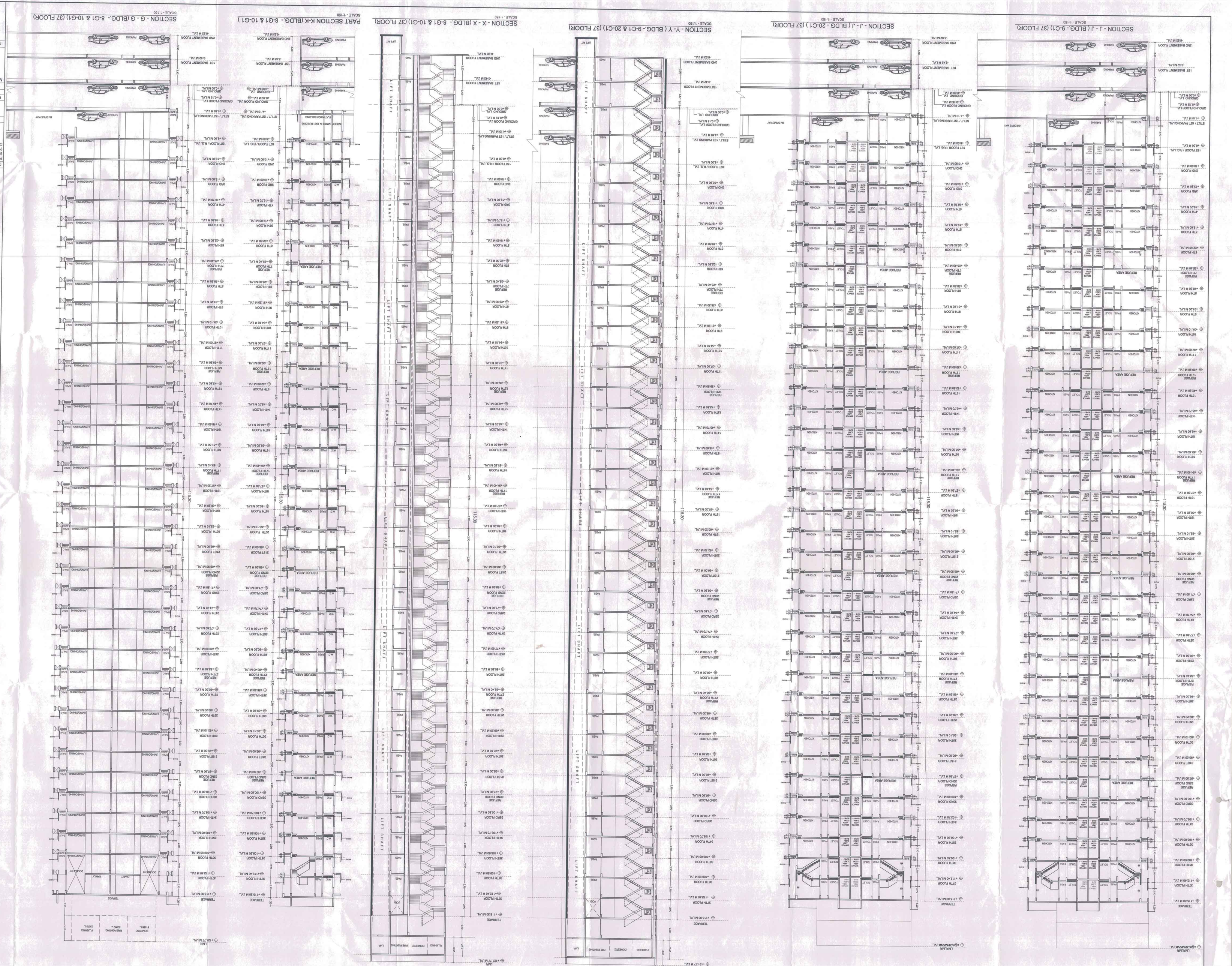

NORTH	JOB. NO.	DRG. NO.	DRAWN BY
SCALE	202	12/12	AAKA
1 : 150	DATE	CHECKED BY	

REVISIONS DESCRIPTION :

R-0

NAME OF THE OWNER — SIGNATURE

M/S LUCINA LAND DEVELOPMENT LIMITED.

NAME ADDRESS AND SIGNATURE OF ARCHITECT (L.S) — SIGNATURE

Octave Consultants
Architects, Interior & Landscape Designers
Indubala Enterprises Tower, 1st & 2nd floor Bellandur Main Road, Bellandur Post, Sarjapura Road, Bangalore - 560 103

Octave Consultants

DESCRIPTION OF PROPOSAL & PROPERTY

PROPOSED DEVELOPMENT OF RESIDENTIAL HOUSING SCHEME ON LAYOUT BEARING S.NO.80/A &85/3&87/2+49+58/3&87/1A &93/2/2A &87/1,90/1A,90/1B,90/1, 90/10,90/9,90/2B,90/7,90/8,90/4,91/5 VILLAGE KON, TALUKA - PANVEL DIST.RAIGAD.

STAMP AND DATE OF APPROVAL OF PLAN

AS BUILT DRAWING APPROVED
Subject to the conditions mentioned in the Office's letter No. CIDCO/NAINA/ PANVEL/Konkar-94/CC/2018 | 1639
Dated 11 MAY 2018
Associate Planner (NAINA)

STAMP AND DATE OF RECEIPT OF PLAN

CONTENTS OF SHEET

SECTION - J-J (BLDG. NO. -9-C1 & 20-C1)
SECTION - Y-Y (BLDG. NO. -9-C1 & 20-C1)
SECTION - X - X (BLDG. NO. -8-G1 & 10-G1)
SECTION - G - G (BLDG. NO. -8-G1 & 10-G1)

PROFORMA -B