RENTAL BLDG

TENAMENT STATEMENT (RENTAL BLDG.)

BLDG. NO./ TYPE	RENTAL UNIT (I)	BALWADI (II) (1 PER 200 UNITS)		WELFARE CENTER (III) (1 PER 200 UNITS)		METER ROOM (IV)	MANAGER ROOM (V) (1 PER 500 UNITS)		LETTER BOX (VI)	CONV. SHOP (VII)	CONV. SHOP AREA IN SQ.MT (VIII)	TOTAL (I+VII)
		REQ.	PROP.	REQ.	PROP.		REQ.	PROP.				
BLDG. NO.- 3	528	3	3	3	3	1	1	1	1	4	80.947	532
BLDG. NO.- 4	388	2	2	2	2	1	1	2	1	0	0.000	388
TOTAL	916	5	5	5	5	2	2	3	2	4	80.947	920

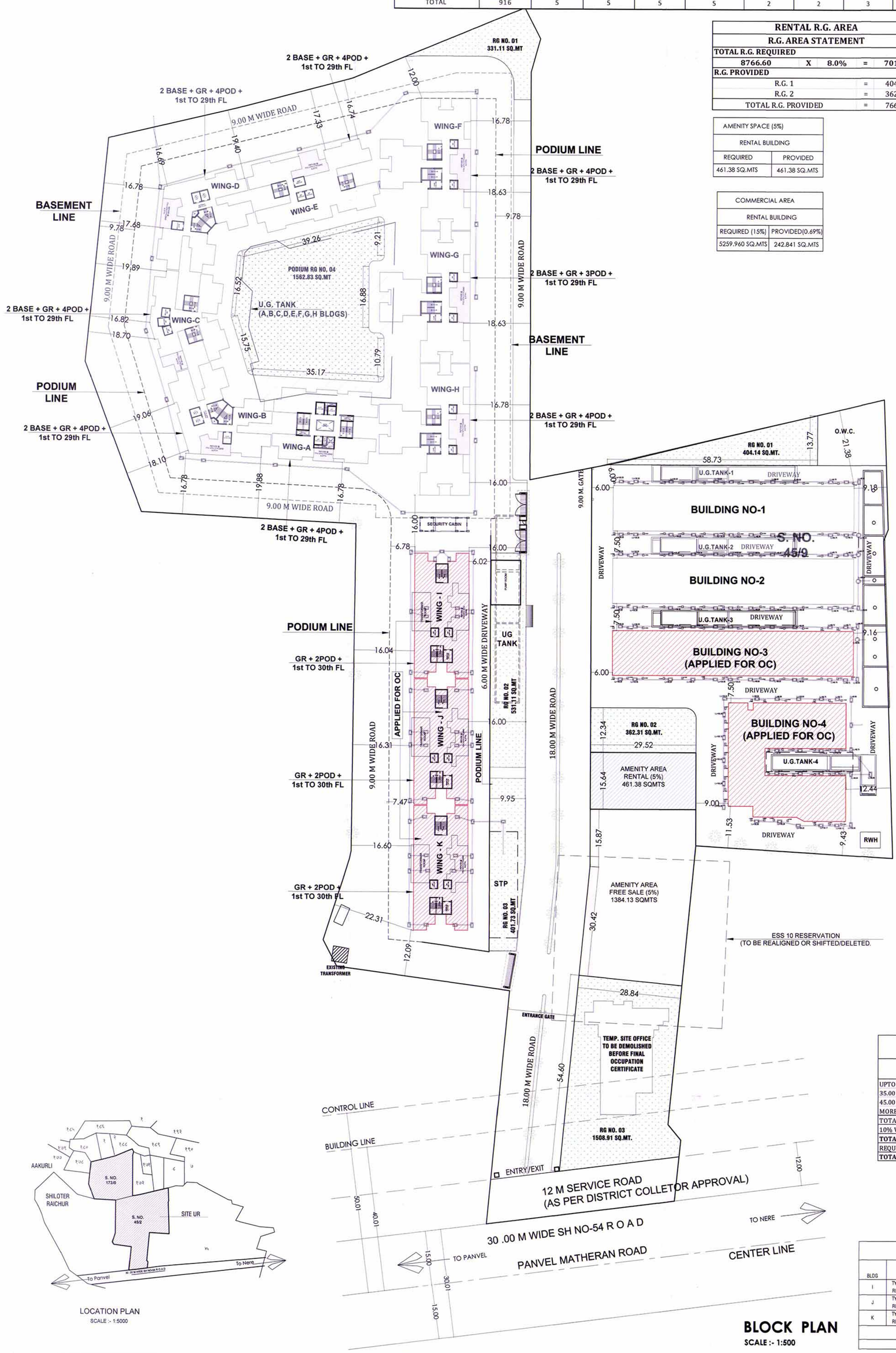

RENTAL R.G. AREA

R.G. AREA STATEMENT

TOTAL R.G. REQUIRED				
8766.60	X	8.0%	=	701.33
R.G. PROVIDED				
R.G. 1			=	404.14
R.G. 2			=	362.31
TOTAL R.G. PROVIDED			=	766.45

AMENITY SPACE (5%)	
RENTAL BUILDING	
REQUIRED	PROVIDED
461.38 SQ.MTS	461.38 SQ.MTS

COMMERCIAL AREA	
RENTAL BUILDING	
REQUIRED (15%)	PROVIDED(0.69%)
5259.960 SQ.MTS	242.841 SQ.MTS

BUILT UP AREA SUMMARY APPLIED FOR OCCUPATION CERTIFICATE (OC) RENTAL BLDG AS PER APPROVAL OF DIST. COLLECTOR RAIGAD DATED 05-09-2012

FLOORS	BLDG 3	BLDG 4
	B.U.AREA	B.U.AREA
GR. FLOOR	218.010	0.000
1st FLOOR	648.354	582.817
2nd FLOOR	648.354	582.817
3rd FLOOR	648.354	582.817
4th FLOOR	648.354	582.817
5th FLOOR	648.354	582.817
6th FLOOR	648.354	582.817
7th FLOOR (REFUGE)	545.153	411.889
8th FLOOR	648.354	582.817
9th FLOOR	648.354	582.817
10th FLOOR	648.354	582.817
11th FLOOR	648.354	582.817
12th FLOOR (REFUGE)	545.153	411.889
13th FLOOR	648.354	0.000
14th FLOOR	648.354	0.000
TOTAL	9088.56	6651.95
TOTAL B.U. AREA	15740.51	

SALE BLDG AREA STATEMENTS

B. U. AREA SUMMARY (SALE BLDG.)	
FLOORS	(BLDG NO.2, WING I,J & K)
1st FLOOR	315.44
2nd FLOOR	315.44
3rd FLOOR	315.44
4th FLOOR	315.44
5th FLOOR	262.88
6th FLOOR	315.44
7th FLOOR	315.44
8th FLOOR	315.44
9th FLOOR	315.44
10th FLOOR	262.88
11th FLOOR	315.44
12th FLOOR	315.44
13th FLOOR	315.44
14th FLOOR	315.44
15th FLOOR	262.88
16th FLOOR	315.44
17th FLOOR	315.44
18th FLOOR	315.44
19th FLOOR	315.44
20th FLOOR	262.88
21st FLOOR	315.44
22nd FLOOR	315.44
23rd FLOOR	315.44
24th FLOOR	315.44
25th FLOOR	262.88
26th FLOOR	315.44
27th FLOOR	315.44
28th FLOOR	315.44
29th FLOOR	315.44
30th FLOOR	298.00
TOTAL	9182.96
NO. OF BLDG	3.00
TOTAL AREA	27548.88

AMENITY SPACE (5%)	
SALE BUILDING	
REQUIRED	PROVIDED
1384.13 SQ.MTS	1384.13 SQ.MTS

PROVIDED PARKING STATEMENT

FLOORS	BIG CAR	SMALL CAR	TOTAL CAR	TWO WHEELER
BASEMENT1	242	62	304	50
BASEMENT2	246	62	308	50
GROUND	172	81	253	60
P1 FLOOR	176	81	257	60
P2 FLOOR	151	31	182	0
P2 FLOOR (BLDG I , J & K)	38	35	73	0
P3 FLOOR	148	38	186	0
P4 FLOOR	164	45	209	0
TOTAL	1337	435	1772	220

SALE R.G. AREA STATEMENT (IN SQ.MT.)

TOTAL R.G. REQUIRED				
26297.9	X	8.0%	=	2103.83
R.G. PROVIDED (ON GROUND)				
R.G. 1			=	331.11
R.G. 2			=	531.11
R.G. 3			=	401.73
R.G. 4			=	1508.91
TOTAL R.G. PROVIDED (GR.)			=	2772.86
R.G. PROVIDED (ON PODIUM)				
R.G. 4			=	1562.84
TOTAL R.G. PROVIDED (GR + PODIUM)			=	4335.70

PLOT AREA SUMMARY (AS PER 7/12 EXTRACT)

SURVEY NO.	HISSA NO.	VILLAGE NAME	AREA (IN SQ.MTS.)
173	0	AAKURLI	13810
45	2	SHILOTER RAICHUR	23100
TOTAL			36910

REQUIRED PARKING AREA STATEMENT (FOR BUILDING NO.2, WING I,J & K)

AREA (CARPET AREA)	PARK. REQD.	NO. OF FLATS	NO. OF CARS
UPTO 35.00 SQ.MT.	1 FOR 4 FLATS	510	128
35.00 TO 45.00 SQ.MT	1 FOR 2 FLATS	180	90
45.00 TO 60.00 SQ.MT	1 FOR 1 FLATS	0	0
MORE THAN 60.00 SQ.MT.	2 FOR 1 FLATS	0	0
TOTAL		690	218
10% VISITORS PARKING			22
TOTAL PARKING REQUIRED			240
REQUIRED 10% TWO WHEELER PARKING			22
TOTAL PARKING PROVIDED			240

PROVIDED PARKING STATEMENT (FOR SALE COMPONENT)(BLDG. I,J & K)

FLOORS	BIG CAR	SMALL CAR	TOTAL CAR	TWO WHEELER
GROUND	40	40	80	13
P1 FLOOR	40	47	87	4
P2 FLOOR	32	41	73	5
TOTAL	112	128	240	22

TENAMAENTS STATEMENT (SALE BLDG NO.2 , WING I,J & K)

BLDG		NO. OF FLAT/ FLOOR	NO. FLOORS	TOTAL	TOTAL FLATS	UPTO 35	35 TO 45	45 TO 60	MORE THAN 60
I	TYPICAL	8	25	200	230	150	50	0	0
	REFUGE	6	5	30		20	10	0	0
J	TYPICAL	8	25	200	230	150	50	0	0
	REFUGE	6	5	30		20	10	0	0
K	TYPICAL	8	25	200	230	150	50	0	0
	REFUGE	6	5	30		20	10	0	0
TOTAL FLATS					690	510	180	0	0
TOTAL FLATS					690				

LOCATION PLAN
SCALE :- 1:5000

BLOCK PLAN
SCALE :- 1:500

PROFORMA - B | 01/10

CONTENTS OF SHEET

BLOCK & LOCATION PLAN, 7/12 AREA SUMMARY, BUILT AREA STATEMENT RENTAL & SALE BLDG, R.G., AMENITY & PARKING AREA STATEMENT, TENAMENT STATEMENT

STAMP OF DATE OF APPROVAL OF PLAN

AS BUILT DRAWING APPROVED
Subject to the conditions mentioned in this office's letter No.:
CIDCO/NAINA/ Panvel/Shillotar Raichur & Akurli/BP-42/Pro toc/2018/2023
Dated 21 AUG 2018
Associate Planner (NAINA)

PROFORMA - A FOR OC (FOR BUILDING - SALE BUILDING NO.2, WING I,J & K & RENTAL - BUILDING NO. 3 & 4

A	AREA STATEMENT		AREA IN SQ.MT.
1	AREA OF THE PROPOSAL APPROVED BY MMRDA (AS PER LC)		36910.00
2	AREA OF LAND AS PER 7/12 EXTRACTS AND NA ORDER		36910.00
3	AREA OF THE LAND AS MENTIONED IN N.A. MEASUREMENT PLAN		36910.00
4	AREA OF LAND AS PER PHYSICAL SURVEY		36923.00
5	AREA CONSIDERED (LEAST OF ABOVE)		36910.00
6	DEDUCTION FOR		
	a) ANY RESERVATION		NIL
7	GROSS AREA OF PLOT (5-6)		36910.00
8	a) AMENITY SPACE REQUIRED 5% OF 7		1845.50
	b) AMENITY SPACE PROVIDED		1845.51
9	NET AREA OF PLOT (7-8)		35064.49
		SALE PLOT (75% ON 8)	RENTAL PLOT (25% ON 8)
10	AREA OF PROPOSAL (IN PROPORTION 75:25)	26298.37	8766.12
11	PERMISSIBLE FSI (ON 9)	3.00	1.00
12	PERMISSIBLE BUILT UP AREA (9x11)	105193.47	35064.49
13	PERMISSIBLE COMMERCIAL AREA (15% OF 12)	15779.02	5259.67
14	PROPOSED COMMERCIAL BUILT UP AREA IN RENTAL BLDG NO. 3 & 4	0.00	80.947
15	AMENITY SPACES REQUIRED (IN PROPORTION 75:25)	1384.13	461.37
16	AMENITY SPACES PROVIDED	1384.13	461.38
17	RECREATIONAL GROUND SPACE REQUIRED (8% OF 10)	2103.87	701.29
18	RECREATIONAL GROUND SPACE PROVIDED	2772.86	766.45
19	BUILT UP AREA APPROVED	103494.40	35066.34
20	FSI RELEASED BY MMRDA FOR PART OC	1.38	0.46
21	PROPORTIONATE BUILT UP AREA OF FSI RELEASED BY MMRDA FOR PART OC (20 X 9)	48389.00	16129.67
22	BUILT UP AREA FOR PART OC	27548.88	15740.51
23	FSI UTILISED OUT OF FSI RELEASED FOR PART OC (22/9)	0.79	0.45

FORM OF CERTIFICATE

I, Ar. Devyani khadilkar, for M/s Spaceage Consultants have been employed by the applicant as his Architect. I have examined the boundaries and the area of the plot and i do hereby certify that i have personally verified and checked all the statements made by applicant who is the owner in possession of the plot as in the above form and found them to be correct. Date : 03.08.2018

Signature of Owner	Signature of Design Architect	Signature of Architect.
MR. VINAY S. AGRAWAL	AR. P.K.MADHAV	AR.DEVYANI KHADILKAR

CERTIFICATE OF AREA

Certified that the plot under reference was surveyed by me on 05.06.2014 and the dimensions of side etc. of plot stated on plan are as measured on site and the area so worked out tallies with the area stated in document of ownership/T.P. Scheme Records/ Land Records Department /city survey record.

Signature of Owner	Signature of Design Architect	Signature of Architect.
MR. VINAY S. AGRAWAL	AR. P.K.MADHAV	AR.DEVYANI KHADILKAR

DESCRIPTION OF PROPOSAL & PROPERTY

PART OCCUPANCY CERTIFICATE OF BUILDING NO.2, WING I,J & K (SALE COMPONENT) & BUILDING NO.3 & 4 (PT) (RENTAL COMPONENT) FOR PROPOSED RENTAL HOUSING SCHEME ON LAND BEARING NEW S.NO.45/2, (OLD S. NO.- 45/4, 45/ 8B, 45/9, 45/11(PT), 45/18 (PT) AT VILLAGE - SHILOTER RAICHUR AND S.NO. 173/0 AT VILLAGE - AAKURLI TAL - PANVEL DIST - RAIGAD

NORTH	JOB. NO.	DRG. NO.	DRAWN BY
	-	01/10	-
	SCALE	DATE	CHECKED BY
	1:100	-	-

REVISIONS	DESCRIPTION :
R-0	

NAME AND ADDRESS OF DESIGN ARCHITECT	SIGNATURE
VASTOSPATI design group AR. P.K.MADHAV * architects *Interior designers Off.NO: A-305 Shiv Chamber Plot-21, Sec-11 Nr. Rly. Stn. CBD Belapur, Navi Mumbai	VASTOSPATI design group Ar Ar P K MADHAV A-304/305, Shiv Chamber Sector-11, CBD Belapur
NAME OF THE OWNER	SIGNATURE
SHRI. VINAY S. AGRAWAL	
NAME OF ARCHITECT	DEVYANI KHADILKAR
LICENSE NO	CA/90/13184
ADDRESS	SPACEAGE CONSULTANTS B-106, Natraj Building, Mulund Goregaon Link Road Mulund (w), Mumbai : 400 080

GROUND FLOOR PLAN
SCALE - 1:500

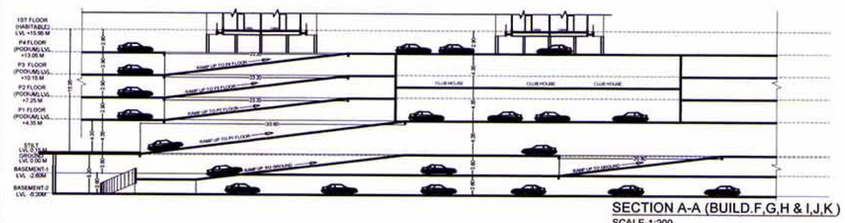

SECTION A-A (BUILD.F,G,H & I,J,K)
SCALE-1:200

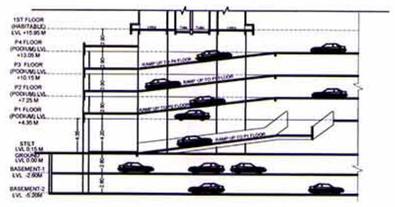

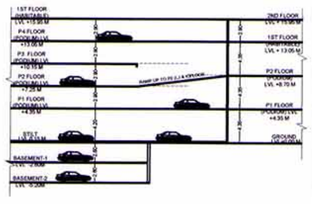

BIG CAR= 172
SMALL CAR= 77
TOTAL = 249
TWO WHEELER = 60

PROFORMA -B

02/10

CONTENTS OF SHEET

BASEMENT ,GROUND FLOOR PLAN

STAMP OF DATE OF APPROVAL OF PLAN

AS BUILT DRAWING APPROVED
Subject to the conditions mentioned in this office's letter No.:
CIDCO/NAINA/ Panvel/shillotar Raichur & Akurli/BP-42/ Postal/2018/2023
Dated 21 AUG 2018
21/8/18
Associate Planner (NAINA)

STAMP OF DATE OF RECEIPT OF PLAN

DESCRIPTION OF PROPOSAL & PROPERTY

PART OCCUPANCY CERTIFICATE OF BUILDING NO.2, WING I,J & K (SALE COMPONENT) & BUILDING NO.3 & 4 (PT) (RENTAL COMPONENT) FOR PROPOSED RENTAL HOUSING SCHEME ON LAND BEARING NEW S.NO.45/2, (OLD S. NO.- 45/4, 45/ 8B, 45/9, 45/11(PT), 45/18 (PT) AT VILLAGE - SHILOTER RAICHUR AND S.NO. 173/0 AT VILLAGE - AAKURLI TAL - PANVEL DIST - RAIGAD

NORTH	JOB. NO.	DRG. NO.	DRAWN BY
	-	02/10	-
	SCALE	DATE	CHECKED BY
	1:500	-	-

REVISIONS	DESCRIPTION :
R-0	

NAME AND ADDRESS OF DESIGN ARCHITECT	SIGNATURE
VASTOSPATI design group AR. P.K.MADHAV * architects *Interior designers Off.NO: A-305 Shiv Chamber Plot-21, Sec-11 Nr. Rly. Stn. CBD Belapur, Navi Mumbai	VASTOSPATI design group Architects Ar P K MADHAV A-304/305, Shiv Chambers, Plot No-21, Sector-11, CBD Belapur, Navi Mumbai

NAME OF THE OWNER	SIGNATURE
SHRI. VINAY S. AGRAWAL	

NAME OF ARCHITECT	DEVYANI KHADILKAR
LICENSE NO	CA/90/13184
ADDRESS	SPACE AGE CONSULTANTS B-106, Natraj Building, Mulund Goregaon Link Road Mulund (w), Mumbai : 400 080

SPACE AGE CONSULTANT ARCHITECT CA/90/13184

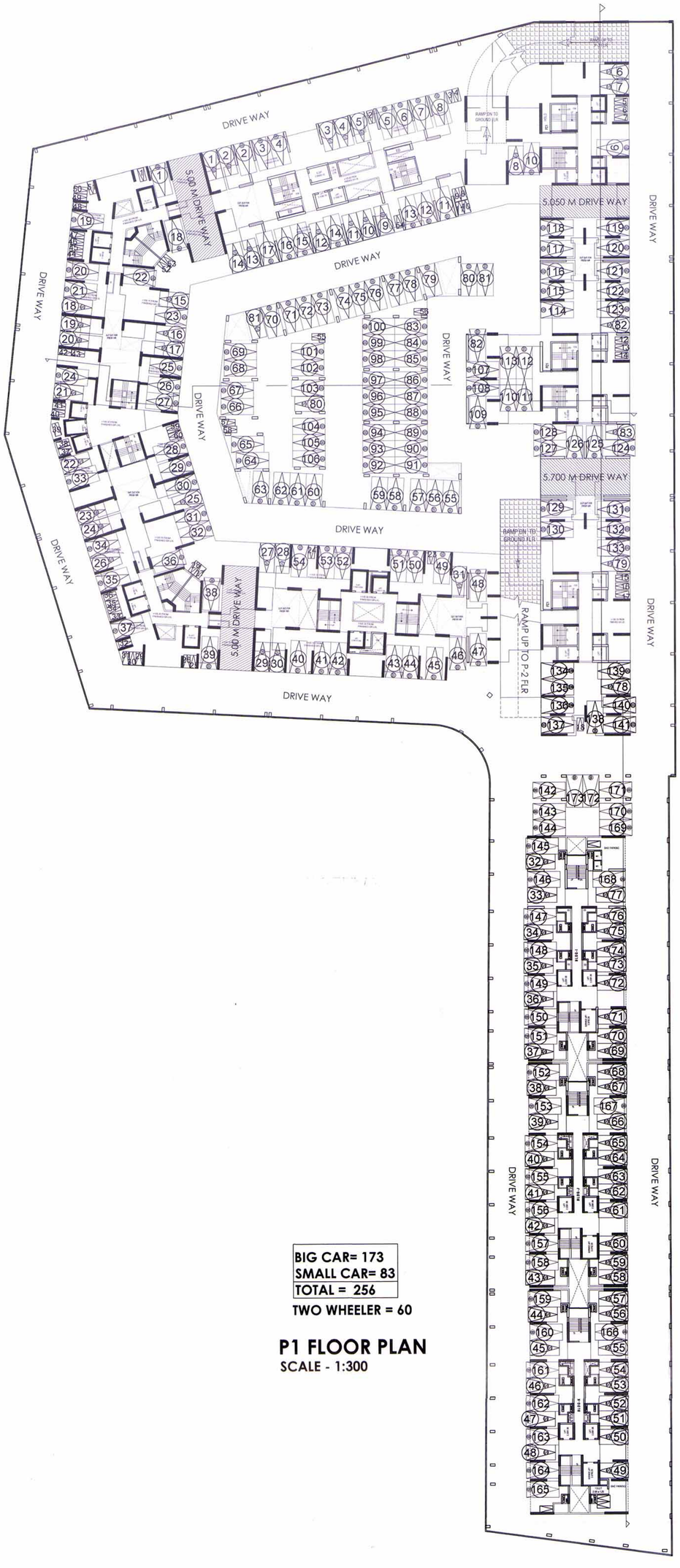

BIG CAR= 173
SMALL CAR= 83
TOTAL = 256

TWO WHEELER = 60

P1 FLOOR PLAN

SCALE - 1:300

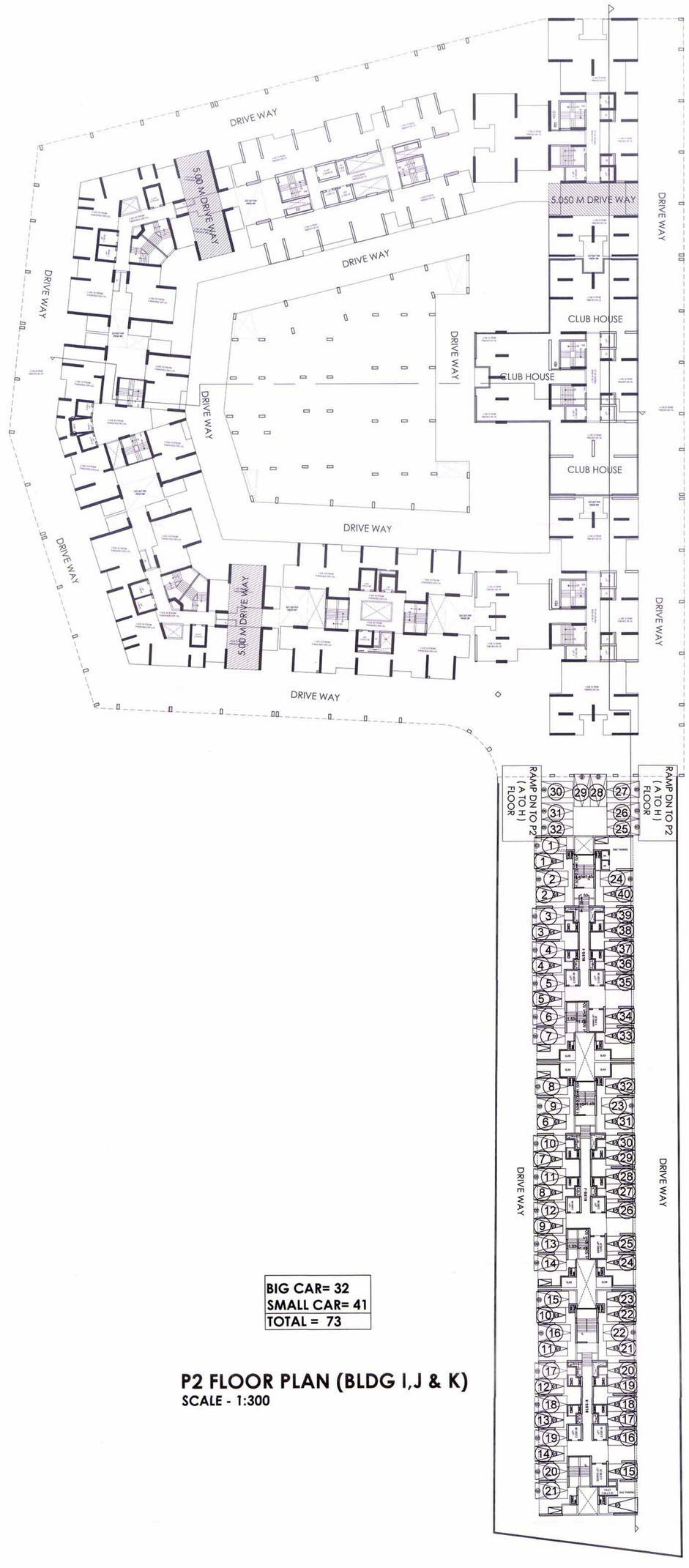

BIG CAR= 32
SMALL CAR= 41
TOTAL = 73

P2 FLOOR PLAN (BLDG I,J & K)

SCALE - 1:300

PROFORMA -B	03/10

CONTENTS OF SHEET

PARKING FLOOR PLAN (P1 & P2)

STAMP OF DATE OF APPROVAL OF PLAN

AS BUILT DRAWING APPROVED
Subject to the conditions mentioned in this office's letter No.:
CIDCO/NAINA/ Panvel/Shillotar/Raichur & Akurli/BP-42) Part-I/ 2012/2023
Dated 21 AUG 2018
21/8/18
Associate Planner (NAINA)

STAMP OF DATE OF RECEIPT OF PLAN

DESCRIPTION OF PROPOSAL & PROPERTY

PART OCCUPANCY CERTIFICATE OF BUILDING NO.2, WING I,J & K (SALE COMPONENT) & BUILDING NO.3 & 4 (PT) (RENTAL COMPONENT) FOR PROPOSED RENTAL HOUSING SCHEME ON LAND BEARING NEW S.NO.45/2, (OLD S. NO.- 45/4, 45/ 8B, 45/9, 45/11(PT), 45/18 (PT) AT VILLAGE - SHILOTER RAICHUR AND S.NO. 173/0 AT VILLAGE - AAKURLI TAL - PANVEL DIST - RAIGAD

NORTH	JOB. NO.	DRG. NO.	DRAWN BY
	-	03/10	-
	SCALE	DATE	CHECKED BY
	1:300	-	-
REVISIONS	DESCRIPTION :		
R-0			

NAME AND ADDRESS OF DESIGN ARCHITECT	SIGNATURE
VASTOSPATI design group AR. P.K.MADHAV * architects *Interior designers Off.NO: A-305 Shiv Chamber Plot-21, Sec-11 Nr. Rly. Stn. CBD Belapur, Navi Mumbai	VASTOSPATI design group Architects Ar P K MADHAV A-304/305, Shiv Chambers, Plot No-21, Sector-11, CBD Belapur, Navi Mumbai
NAME OF THE OWNER	SIGNATURE
SHRI. VINAY S. AGRAWAL	
NAME OF ARCHITECT	DEVYANI KHADILKAR
LICENSE NO	CA/90/13184
ADDRESS	SPACEAGE CONSULTANTS B-106, Natraj Building, Mulund Goregaon Link Road Mulund (w), Mumbai : 400 080

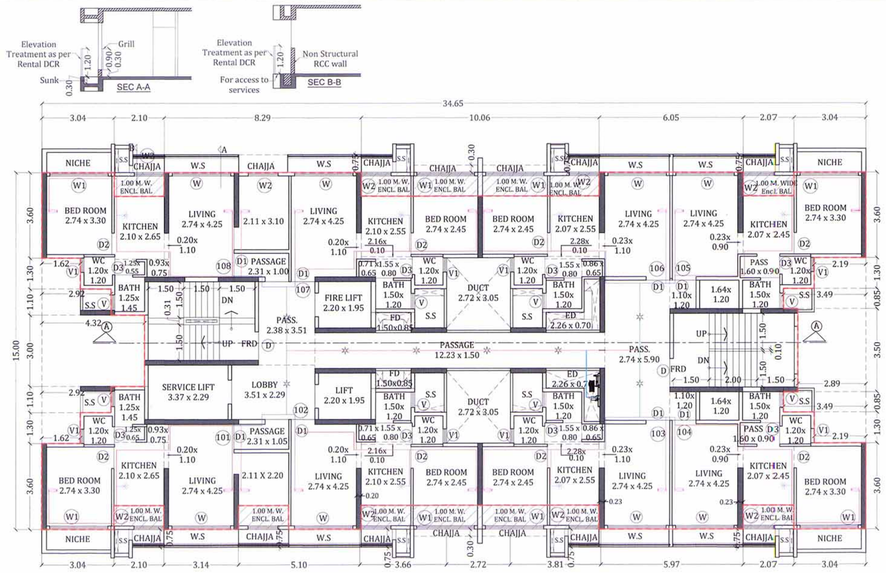

TYPICAL FLOOR PLAN (1ST TO 4TH, 6TH TO 9TH, 11TH TO 14TH, 16TH TO 19TH, 21ST TO 24TH & 26TH TO 29TH)
[BLDG NO.2, WING - I, J & K]
SCALE 1:100

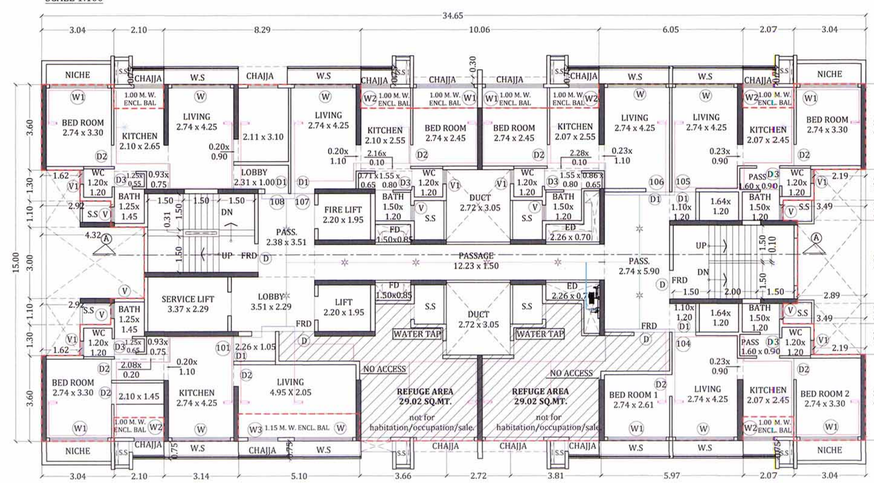

TYPICAL (PART REFUGE) FLOOR PLAN (5TH, 10TH, 15TH, 20TH & 25TH) [BLDG NO.2, WING - I, J & K]
SCALE 1:100

WS AREA								
WS1	3.14	x	0.75	x	2	=	4.71	SQ.MT.
WS2	3.09	x	0.75	x	1	=	2.32	SQ.MT.
WS3	6.05	x	0.75	x	2	=	9.08	SQ.MT.
WS4	3.04	x	0.75	x	1	=	2.28	SQ.MT.
TOTAL AREA						=	18.38	SQ.MT.

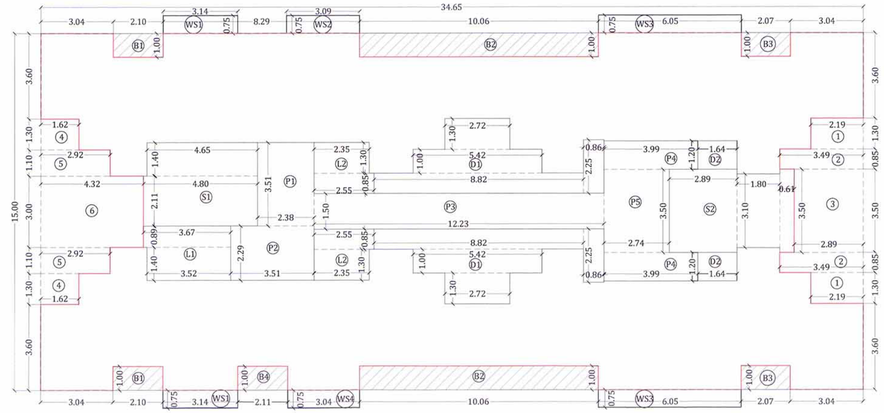

LINE AREA DIAGRAM OF TYPICAL FLOOR (1ST TO 4TH, 6TH TO 9TH, 11TH TO 14TH, 16TH TO 19TH, 21ST TO 24TH & 26TH TO 29TH)
[BLDG NO.2, WING - I, J & K]
SCALE 1:100

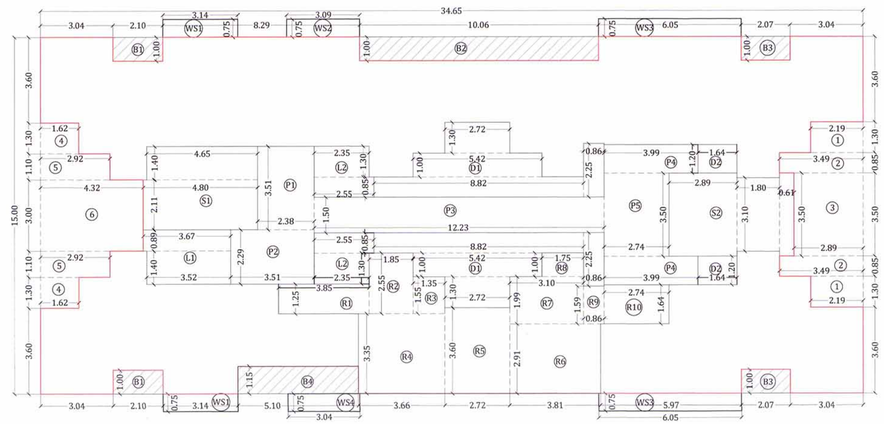

LINE AREA DIAGRAM(PART REFUGE) FLOOR PLAN (5TH, 10TH, 15TH, 20TH & 25TH)
[BLDG NO.2, WING - I,J & K] SCALE 1:100

BUILT UP AREA CALCULATION FOR (BLDG NO.2, WING I, J & K)								
TYPICAL FLOOR (1ST TO 4TH, 6TH TO 9TH, 11TH TO 14TH, 16TH TO 19TH, 21ST TO 24TH & 26TH TO 29TH)								
ADDITION								
A	34.65	x	15.00	x	1	=	519.75	SQ.MT.
TOTAL (X)						=	519.75	SQ.MT.
STANDARD DEDUCTION								
1	2.19	x	1.30	x	2	=	5.69	SQ.MT.
2	3.49	x	0.85	x	2	=	5.93	SQ.MT.
3	2.89	x	3.50	x	1	=	10.12	SQ.MT.
4	1.62	x	1.30	x	2	=	4.21	SQ.MT.
5	2.92	x	1.10	x	2	=	6.42	SQ.MT.
6	4.32	x	3.00	x	1	=	12.96	SQ.MT.
B1	2.10	x	1.00	x	2	=	4.20	SQ.MT.
B2	10.06	x	1.00	x	2	=	20.12	SQ.MT.
B3	2.07	x	1.00	x	2	=	4.14	SQ.MT.
B4	2.11	x	1.00	x	1	=	2.11	SQ.MT.
TOTAL (Y1)						=	75.90	SQ.MT.
DUCT DEDUCTION								
D1	2.72	x	1.30	x	2	=	7.07	SQ.MT.
"	5.42	x	1.00	x	2	=	10.84	SQ.MT.
"	8.82	x	0.85	x	2	=	14.99	SQ.MT.
"	0.86	x	2.25	x	2	=	3.87	SQ.MT.
D2	1.64	x	1.20	x	2	=	3.94	SQ.MT.
TOTAL (Y2)						=	40.71	SQ.MT.
STAIRCASE,LIFT,LIFT LOBBY DEDUCTION								
S1	4.65	x	1.40	x	1	=	6.51	SQ.MT.
"	4.80	x	2.11	x	1	=	10.13	SQ.MT.
S2	2.89	x	3.50	x	1	=	10.12	SQ.MT.
"	1.80	x	3.10	x	1	=	5.58	SQ.MT.
"	0.61	x	3.50	x	1	=	2.14	SQ.MT.
L1	3.67	x	0.89	x	1	=	3.27	SQ.MT.
"	3.52	x	1.40	x	1	=	4.93	SQ.MT.
L2	2.55	x	0.85	x	2	=	4.34	SQ.MT.
"	2.35	x	1.30	x	2	=	6.11	SQ.MT.
P1	2.38	x	3.51	x	1	=	8.35	SQ.MT.
P2	3.51	x	2.29	x	1	=	8.04	SQ.MT.
P2	12.23	x	1.50	x	1	=	18.35	SQ.MT.
P4	3.99	x	1.20	x	2	=	9.58	SQ.MT.
P5	2.74	x	3.50	x	1	=	9.59	SQ.MT.
TOTAL (Y3)						=	107.04	SQ.MT.
TOTAL DEDUCTION Y4 (Y1+Y2+Y3)						=	223.65	SQ.MT.
TOTAL BUILT UP AREA (B) (X - Y4)						=	296.10	SQ.MT.
PERM. BALCONY (C) (B x 10%)						=	29.61	SQ.MT.
BALCONY AREA STATEMENT								
B1	2.10	x	1.00	x	2	=	4.20	SQ.MT.
B2	10.06	x	1.00	x	2	=	20.12	SQ.MT.
B3	2.07	x	1.00	x	2	=	4.14	SQ.MT.
B4	2.11	x	1.00	x	1	=	2.11	SQ.MT.
PROPOSED BALCONY (D)						=	30.57	SQ.MT.
EXCESS BALCONY (E) (D - C)						=	0.96	SQ.MT.
TOTAL NET BUILT UP AREA (B + E)						=	297.06	SQ.MT.
ADD WS AREA (G)						=	18.38	SQ.MT.
TOTAL NET BUILT UP AREA (F + G)						=	315.44	SQ.MT.

BUILT UP AREA CALCULATION FOR (BLDG NO.2, WING I, J & K)								
TYPICAL (PART REFUGE) FLOOR (5TH, 10TH, 15TH, 20TH & 25TH)								
ADDITION								
A	34.65	x	15.00	x	1	=	519.75	SQ.MT.
TOTAL (X)						=	519.75	SQ.MT.
STANDARD DEDUCTION								
1	2.19	x	1.30	x	2	=	5.69	SQ.MT.
2	3.49	x	0.85	x	2	=	5.93	SQ.MT.
3	2.89	x	3.50	x	1	=	10.12	SQ.MT.
4	1.62	x	1.30	x	2	=	4.21	SQ.MT.
5	2.92	x	1.10	x	2	=	6.42	SQ.MT.
6	4.32	x	3.00	x	1	=	12.96	SQ.MT.
B1	2.10	x	1.00	x	2	=	4.20	SQ.MT.
B2	10.06	x	1.00	x	1	=	10.06	SQ.MT.
B3	2.07	x	1.00	x	2	=	4.14	SQ.MT.
B4	5.10	x	1.15	x	1	=	5.87	SQ.MT.
TOTAL (Y1)						=	69.60	SQ.MT.
DUCT DEDUCTION								
D1	2.72	x	1.30	x	2	=	7.07	SQ.MT.
"	5.42	x	1.00	x	2	=	10.84	SQ.MT.
"	8.82	x	0.85	x	2	=	14.99	SQ.MT.
"	0.86	x	2.25	x	2	=	3.87	SQ.MT.
D2	1.64	x	1.20	x	2	=	3.94	SQ.MT.
TOTAL (Y2)						=	40.71	SQ.MT.
STAIRCASE,LIFT,LIFT LOBBY DEDUCTION								
S1	4.65	x	1.40	x	1	=	6.51	SQ.MT.
"	4.80	x	2.11	x	1	=	10.13	SQ.MT.
S2	2.89	x	3.50	x	1	=	10.12	SQ.MT.
"	1.80	x	3.10	x	1	=	5.58	SQ.MT.
"	0.61	x	3.50	x	1	=	2.14	SQ.MT.
L1	3.67	x	0.89	x	1	=	3.27	SQ.MT.
"	3.52	x	1.40	x	1	=	4.93	SQ.MT.
L2	2.55	x	0.85	x	2	=	4.34	SQ.MT.
"	2.35	x	1.30	x	2	=	6.11	SQ.MT.
P1	2.38	x	3.51	x	1	=	8.35	SQ.MT.
P2	3.51	x	2.29	x	1	=	8.04	SQ.MT.
P3	12.23	x	1.50	x	1	=	18.35	SQ.MT.
P4	3.99	x	1.20	x	2	=	9.58	SQ.MT.
P5	2.74	x	3.50	x	1	=	9.59	SQ.MT.
TOTAL (Y3)						=	107.04	SQ.MT.
REFUGE DEDUCTION								
R1	3.85	x	1.25	x	1	=	4.81	SQ.MT.
R2	1.65	x	2.55	x	1	=	4.21	SQ.MT.
R3	1.35	x	1.55	x	1	=	2.09	SQ.MT.
R4	3.66	x	3.35	x	1	=	12.26	SQ.MT.
R5	2.72	x	3.60	x	1	=	9.79	SQ.MT.
R6	3.81	x	2.91	x	1	=	11.09	SQ.MT.
R7	3.10	x	1.99	x	1	=	6.17	SQ.MT.
R8	1.75	x	1.00	x	1	=	1.75	SQ.MT.
R9	0.86	x	1.59	x	1	=	1.37	SQ.MT.
R10	2.74	x	1.64	x	1	=	4.49	SQ.MT.
TOTAL (Y4)						=	58.03	SQ.MT.
REFUGE REQUIRED (Y5)						=	57.90	SQ.MT.
TOTAL DEDUCTION Y6 (Y1+Y2+Y3+Y4)						=	275.38	SQ.MT.
BUILT UP AREA (B) (X - Y6)						=	244.37	SQ.MT.
EXCESS REFUGE AREA (Y7) (Y4-Y5)						=	0.13	SQ.MT.
TOTAL BUILT UP AREA (C) (B+Y7)						=	244.50	SQ.MT.
PERM. BALCONY (D) (B x 10%)						=	24.44	SQ.MT.
BALCONY AREA STATEMENT								
B1	2.10	x	1.00	x	2	=	4.20	SQ.MT.
B2	10.06	x	1.00	x	1	=	10.06	SQ.MT.
B3	2.07	x	1.00	x	2	=	4.14	SQ.MT.
B4	5.10	x	1.15	x	1	=	5.87	SQ.MT.
PROPOSED BALCONY (E)						=	24.27	SQ.MT.
EXCESS BALCONY (F) (E - D)						=	0.00	SQ.MT.
TOTAL NET BUILT UP AREA (C + F)						=	244.50	SQ.MT.
ADD WS AREA (H)						=	18.38	SQ.MT.
TOTAL NET BUILT UP AREA (G + H)						=	262.88	SQ.MT.

CARPET AREA STATEMENT FOR TYPICAL FLOOR								
FOR FLAT NO. 108								
LIVING	2.74	x	4.25	x	1	=	11.65	SQ.MT.
"	0.93	x	0.75	x	1	=	0.70	SQ.MT.
"	0.20	x	1.10	x	1	=	0.22	SQ.MT.
"	2.11	x	3.10	x	1	=	6.54	SQ.MT.
KITCHEN	2.10	x	2.65	x	1	=	5.57	SQ.MT.
PASS	1.25	x	0.55	x	1	=	0.69	SQ.MT.
BEDROOM	2.74	x	3.30	x	1	=	9.04	SQ.MT.
BATH	1.25	x	1.45	x	1	=	1.81	SQ.MT.
WC	1.20	x	1.20	x	1	=	1.44	SQ.MT.
TOTAL AREA						=	37.65	SQ.MT.

CARPET AREA STATEMENT FOR TYPICAL FLOOR								
FOR FLAT NO. 101								
LIVING	2.74	x	4.25	x	1	=	11.65	SQ.MT.
"	0.93	x	0.75	x	1	=	0.70	SQ.MT.
"	0.20	x	1.10	x	1	=	0.22	SQ.MT.
"	2.11	x	2.20	x	1	=	4.64	SQ.MT.
KITCHEN	2.10	x	2.65	x	1	=	5.57	SQ.MT.
PASS	1.25	x	0.65	x	1	=	0.81	SQ.MT.
BEDROOM	2.74	x	3.30	x	1	=	9.04	SQ.MT.
BATH	1.25	x	1.45	x	1	=	1.81	SQ.MT.
WC	1.20	x	1.20	x	1	=	1.44	SQ.MT.
TOTAL AREA						=	35.88	SQ.MT.

CARPET AREA STATEMENT FOR TYPICAL FLOOR								
FOR FLAT NO. 102,103,106 & 107								
LIVING	2.74	x	4.25	x	1	=	11.65	SQ.MT.
"	0.20	x	1.10	x	1	=	0.22	SQ.MT.
KITCHEN	2.10	x	2.55	x	1	=	5.36	SQ.MT.
PASS	2.16	x	0.10	x	1	=	0.22	SQ.MT.
"	1.55	x	0.80	x	1	=	1.24	SQ.MT.
"	0.71	x	0.65	x	1	=	0.46	SQ.MT.
BED ROOM	2.74	x	2.45	x	1	=	6.71	SQ.MT.
BATH	1.50	x	1.20	x	1	=	1.80	SQ.MT.
WC	1.20	x	1.20	x	1	=	1.44	SQ.MT.
TOTAL AREA						=	29.09	SQ.MT.

CARPET AREA STATEMENT FOR REFUGE FLOOR								
FOR FLAT NO. 101								
LIVING	2.74	x	4.25	x	1	=	11.65	SQ.MT.
"	0.20	x	1.10	x	1	=	0.22	SQ.MT.
"	4.95	x	2.05	x	1	=	10.15	SQ.MT.
"	0.93	x	0.75	x	1	=	0.70	SQ.MT.
KITCHEN	2.10	x	2.45	x	1	=	5.15	SQ.MT.
PASS	1.25	x	0.65	x	1	=	0.81	SQ.MT.
"	2.08	x	0.20	x	1	=	0.42	SQ.MT.
BED ROOM	2.74	x	3.30	x	1	=	9.04	SQ.MT.
BATH	1.25	x	1.45	x	1	=	1.81	SQ.MT.
WC	1.20	x	1.20	x	1	=	1.44	SQ.MT.
TOTAL AREA						=	41.38	SQ.MT.

CARPET AREA STATEMENT FOR REFUGE FLOOR								
FOR FLAT NO. 104								
LIVING	2.74	x	4.25	x	1	=	11.65	SQ.MT.
"	0.23	x	0.90	x	1	=	0.21	SQ.MT.
KITCHEN	2.07	x	2.45	x	1	=	5.07	SQ.MT.
BED ROOM 1	2.74	x	2.61	x	1	=	7.15	SQ.MT.
BED ROOM 2	2.74	x	3.30	x	1	=	9.04	SQ.MT.
PASS	1.60	x	0.90	x	1	=	1.44	SQ.MT.
BATH	1.50	x	1.20	x	1	=	1.80	SQ.MT.
WC	1.20	x	1.20	x	1	=	1.44	SQ.MT.
TOTAL AREA						=	37.80	SQ.MT.

CARPET AREA STATEMENT FOR TYPICAL FLOOR								
FOR FLAT NO. 104 & 105								
LIVING	2.74	x	4.25	x	1	=	11.65	SQ.MT.
"	0.23	x	0.90	x	1	=	0.21	SQ.MT.
KITCHEN	2.07	x	2.45	x	1	=	5.07	SQ.MT.
BED ROOM	2.74	x	3.30	x	1	=	9.04	SQ.MT.
PASS	1.60	x	0.90	x	1	=	1.44	SQ.MT.
BATH	1.50	x	1.20	x	1	=	1.80	SQ.MT.
WC	1.20	x	1.20	x	1	=	1.44	SQ.MT.
TOTAL AREA						=	30.65	SQ.MT.

REFUGE AREA STATEMENT				
REFUGE AREA REQ. AT 5TH, 10TH, 15TH,20TH & 25TH FOR (BLDG NO.2, WING I, J & K)	TOTAL NO. OF PERSON ABOVE FLOORS			
	NO OF FLAT	X	FLOORS	TOTAL
5TH,10TH,15TH, 20TH & 25TH TYPICAL REFUGE FLOOR [A]	6.00	X	1.00	6
6TH TO 9TH, 11TH TO 14TH, 16TH TO 19TH, 21ST TO 24TH & 26TH TO 29TH TYPICAL FLOOR [A]	8.00	X	4.00	32
TOTAL FLAT				38
NO. OF PERSON PER FLAT [B]				5
TOTAL PERSON (C = A X B)				190
REQ. 0.3 SQ.MTS. PER PERSON				0.3
REQ. REFUGE AREA				57.00
REFUGE AREA FOR HANDICAPED WHEELCHAIR				0.90
TOTAL REQ. REFUGE AREA				57.90
TOTAL PROVIDED REFUGE AREA				58.03

PROFORMA -B

04/10

CONTENTS OF SHEET

1ST TO 4TH, 6TH TO 9TH, 11TH TO 14TH, 16TH TO 19TH, 21ST TO 24TH & 26TH TO 29TH TYPICAL FLOOR PLAN, LINE AREA DIAGRAM & CALCULATION (SALE BLDG NO.2, WING I, J & K), 5TH,10TH,15TH & 20TH TYPICAL REFUGE FLOOR PLAN, LINE AREA DIAGRAM & CALCULATION (SALE BLDG NO.2, WING I,J & K)

STAMP OF DATE OF APPROVAL OF PLAN

AS BUILT DRAWING APPROVED
Subject to the conditions mentioned in this office's letter No.:
CIDCO/NAINA/Panvel/Shilloter Raichur & Akurli/BP-172/Post-C/2018/2023
Dated 21 AUG 2018
Associate Planner (NAINA)

STAMP OF DATE OF RECEIPT OF PLAN

DOOR & WINDOW SCHEDULED					
DOOR	SIZE	TYPE	WINDOW	SIZE	TYPE
D	1.50X2.10	FIRE RESISTANT DOOR	W	2.40X2.60	ALU. SLIDING WINDOW
D1	1.00X2.10	FIRE RESISTANT DOOR	W1	2.49X1.60	ALU. SLIDING WINDOW
D2	0.90X2.10	PANELLED DOOR	W2	1.29X1.60	ALU. SLIDING WINDOW
D3	0.75X2.10	W. FLUSH DOOR	W3	1.29X1.20	ALU. SLIDING WINDOW
			V	0.60X0.90	ALU. SLIDING WINDOW
			V1	0.90X0.90	ALU. SLIDING WINDOW
			V2	0.60X0.90	ALU. SLIDING WINDOW

LIGHT AND VENTILATION STATEMENT, BLDG NO.2, WING I,J & K, FLAT NO. 101			
ROOM	AREA OF ROOM (SQM)	AREA OF WIN RSD. (SQM)	AREA OF WIN PROV.(SQM)	TYPE OF WINDOW PROVD.
LIVING	17.15	2.862	4.800	W
BED	9.050	1.508	3.936	W1
KITCHEN	5.500	0.917	2.016	W2
BATH	1.810	0.302	0.560	Y
WC	1.440	0.240	0.540	Y1

LIGHT AND VENTILATION STATEMENT, BLDG NO.2, WING I,J & K, FLAT NO.102,103,106 & 107				
ROOM	AREA OF ROOM (SQM)	AREA OF WIN RSD. (SQM)	AREA OF WIN PROV.(SQM)	TYPE OF WINDOW PROVD.
LIVING	11.885	1.977	4.800	W
BED	9.270	1.545	3.936	W1
KITCHEN	5.350	0.892	2.016	W2
BATH	1.800	0.300	0.560	Y
WC	1.440	0.240	0.540	Y1

LIGHT AND VENTILATION STATEMENT, BLDG NO.2, WING I,J & K, FLAT NO. 104 & 105				
ROOM	AREA OF ROOM (SQM)	AREA OF WIN RSD. (SQM)	AREA OF WIN PROV.(SQM)	TYPE OF WINDOW PROVD.
LIVING	11.810	1.968	4.800	W
BED	9.050	1.508	3.936	W1
KITCHEN	5.070	0.845	2.016	W2
BATH	1.800	0.300	0.560	Y
WC	1.440	0.240	0.540	Y1

LIGHT AND VENTILATION STATEMENT, BLDG NO.2, WING I,J & K, FLAT NO.105				
ROOM	AREA OF ROOM (SQM)	AREA OF WIN RSD. (SQM)	AREA OF WIN PROV.(SQM)	TYPE OF WINDOW PROVD.
LIVING	18.386	3.063	4.800	W
BED	9.050	1.508	3.936	W1
KITCHEN	5.580	0.927	2.016	W2
BATH	1.810	0.302	0.560	Y
WC	1.440	0.240	0.540	Y1

WALL SPECIFICATION
ALL INTERNAL WALLS ARE 100 MM THICK
ALL EXTERNAL WALLS ARE 150 MM THICK
AND WHEREVER SHEAR WALLS COMING, THERE ARE 230 AND 200 MM THICKNESS

DESCRIPTION OF PROPOSAL & PROPERTY

PART OCCUPANCY CERTIFICATE OF BUILDING NO.2, WING I,J & K (SALE COMPONENT) & BUILDING NO.3 & 4 (PT) (RENTAL COMPONENT) FOR PROPOSED RENTAL HOUSING SCHEME ON LAND BEARING NEW S.NO.45/2, (OLD S. NO.- 45/4, 45/ 8B, 45/9, 45/11(PT), 45/18 (PT) AT VILLAGE - SHILOTER RAICHUR AND S.NO. 173/0 AT VILLAGE - AAKURLI TAL - PANVEL DIST - RAIGAD

NORTH	JOB. NO.	DRG. NO.	DRAWN BY
		04/10	
	SCALE	DATE	CHECKED BY
	1:100	-	-

REVISIONS	DESCRIPTION :
R-0	

NAME AND ADDRESS OF DESIGN ARCHITECT — SIGNATURE

VASTOSPATI design group

AR. P.K.MADHAV
* architects *Interior designers
Off.NO: A-305 Shiv Chamber
Plot-21, Sec-11 Nr. Rly. Stn.
CBD Belapur, Navi Mumbai

VASTOSPATI design group Architects
Ar P K MADHAV
A-304/305, Shiv Chambers, Plot No-21, Sector-11, CBD Belapur, Navi Mumbai

NAME OF THE OWNER — SIGNATURE

SHRI. VINAY S. AGRAWAL

NAME OF ARCHITECT	DEVYANI KHADILKAR
LICENSE NO	CA/90/13184

SPACE AGE CONSULTANT Architect & Interior Designer

ADDRESS

SPACEAGE CONSULTANTS
B-106, Natraj Building,
Mulund Goregaon Link Road
Mulund (w), Mumbai : 400 080

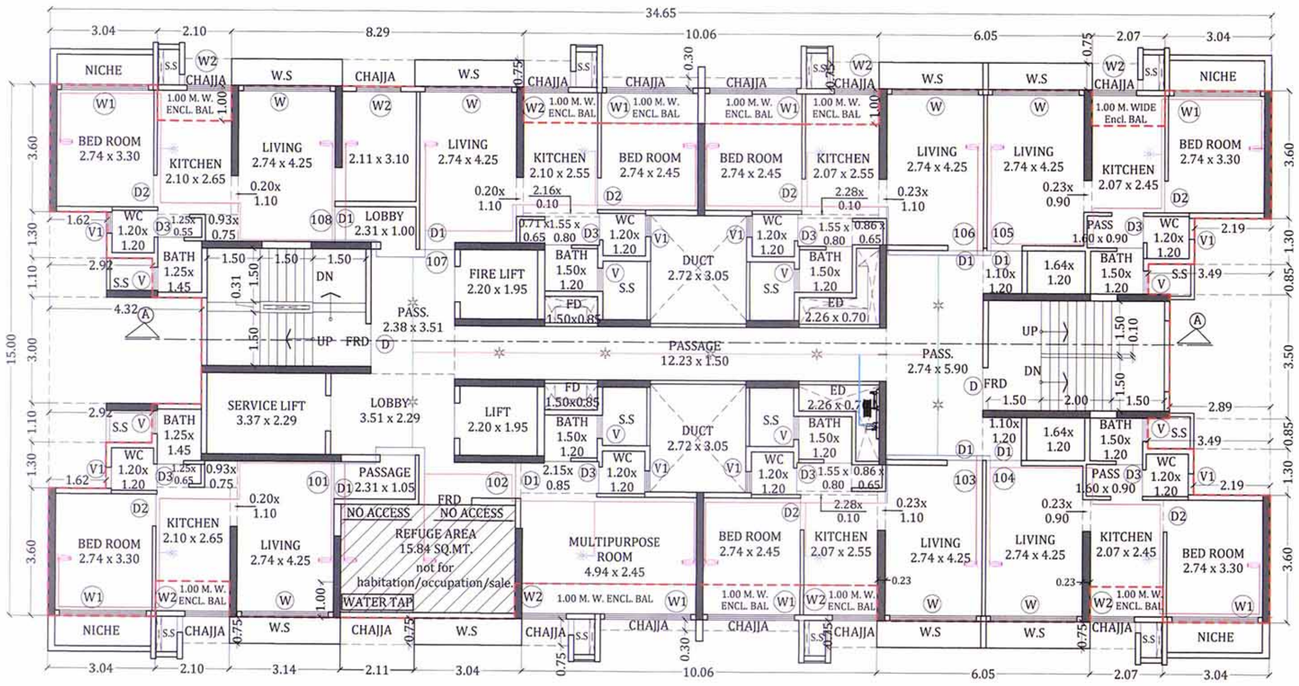

REFUGE FLOOR PLAN (30TH FLOOR)
[BLDG NO.2, WING - I,J & K]
SCALE 1:100

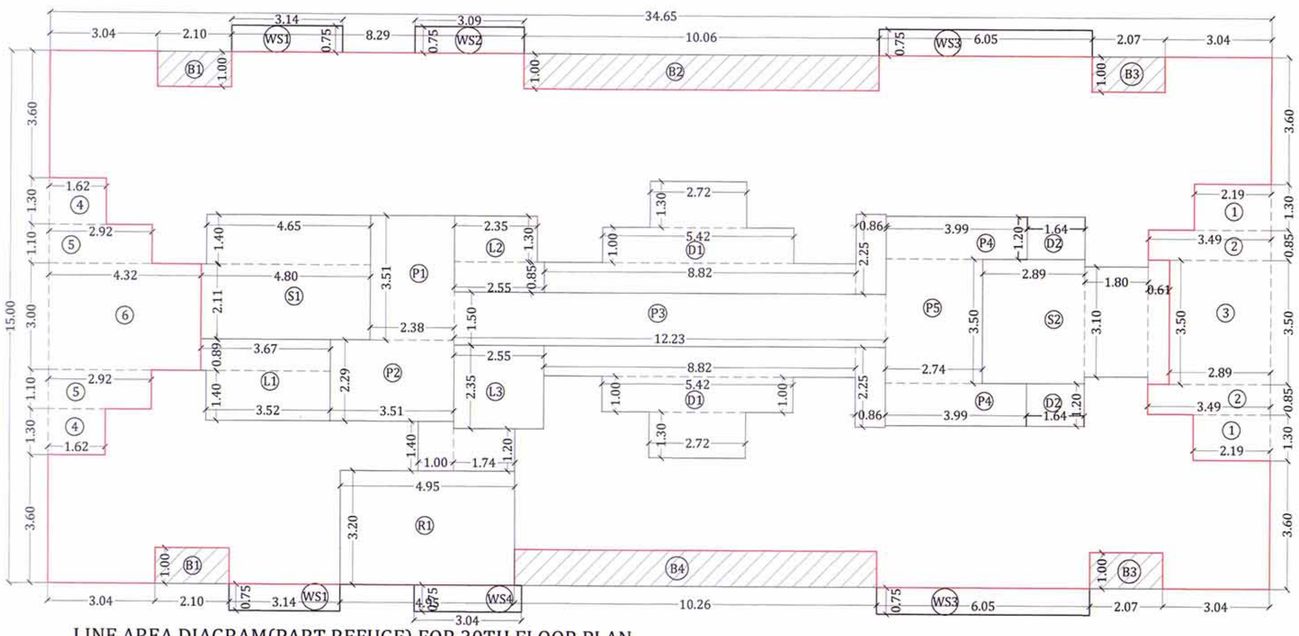

LINE AREA DIAGRAM(PART REFUGE) FOR 30TH FLOOR PLAN
[BLDG NO.2, WING - I, J & K]
SCALE 1:100

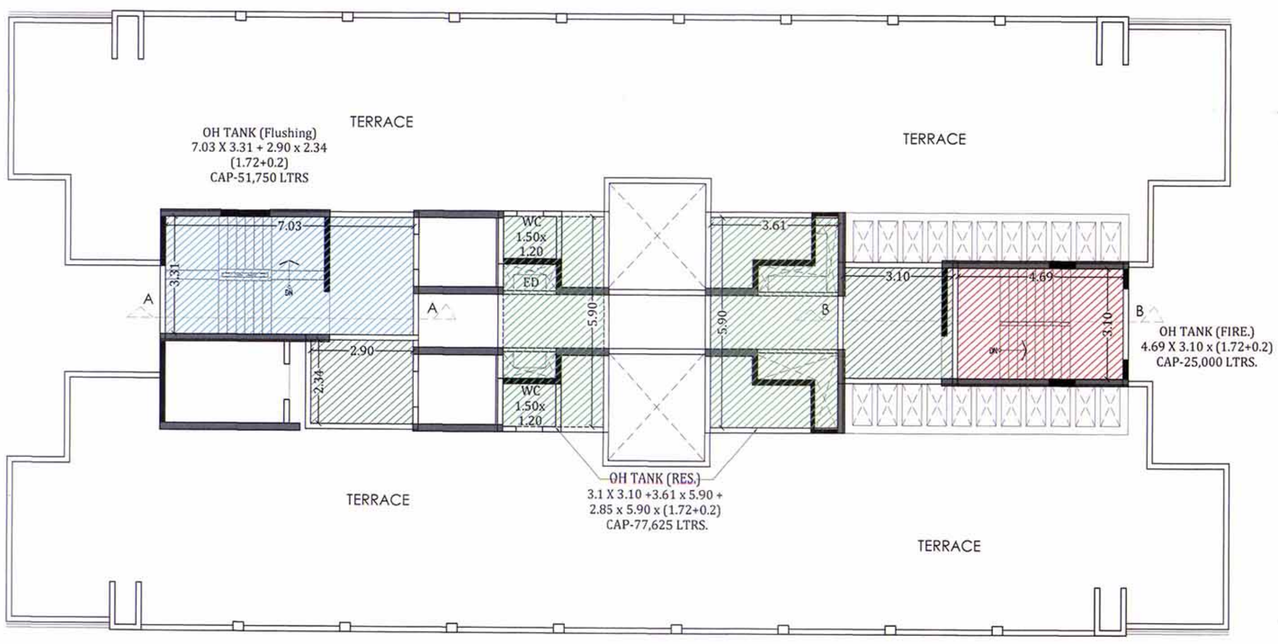

TERRACE FLOOR PLAN (BLDG NO.2, WING I, J & K)
SCALE :- 1:100

BUILT UP AREA CALCULATION FOR (BLDG NO.2, WING I, J & K)								
BUILT UP AREA CAL FOR 32ND REFUGE FLOOR								
ADDITION								
A	34.65	x	15.00	x	1	=	519.75	SQ.MT.
TOTAL (X)						=	**519.75**	**SQ.MT.**
STANDARD DEDUCTION								
1	2.19	x	1.30	x	2	=	5.69	SQ.MT.
2	3.49	x	0.85	x	2	=	5.93	SQ.MT.
3	2.89	x	3.50	x	1	=	10.12	SQ.MT.
4	1.62	x	1.30	x	2	=	4.21	SQ.MT.
5	2.92	x	1.10	x	2	=	6.42	SQ.MT.
6	4.32	x	3.00	x	1	=	12.96	SQ.MT.
B1	2.10	x	1.00	x	2	=	4.20	SQ.MT.
B2	10.06	x	1.00	x	1	=	10.06	SQ.MT.
B3	2.07	x	1.00	x	2	=	4.14	SQ.MT.
B4	10.26	x	1.00	x	1	=	10.26	SQ.MT.
TOTAL (Y1)						=	**73.99**	**SQ.MT.**
DUCT DEDUCTION								
D1	2.72	x	1.30	x	2	=	7.07	SQ.MT.
"	5.42	x	1.00	x	2	=	10.84	SQ.MT.
"	8.82	x	0.85	x	2	=	14.99	SQ.MT.
"	0.86	x	2.25	x	2	=	3.87	SQ.MT.
D2	1.64	x	1.20	x	2	=	3.94	SQ.MT.
TOTAL (Y2)						=	**40.71**	**SQ.MT.**
STAIRCASE,LIFT,LIFT LOBBY DEDUCTION								
S1	4.65	x	1.40	x	1	=	6.51	SQ.MT.
"	4.80	x	2.11	x	1	=	10.13	SQ.MT.
S2	2.89	x	3.50	x	1	=	10.12	SQ.MT.
"	1.80	x	3.10	x	1	=	5.58	SQ.MT.
"	0.61	x	3.50	x	1	=	2.14	SQ.MT.
L1	3.67	x	0.89	x	1	=	3.27	SQ.MT.
"	3.52	x	1.40	x	1	=	4.93	SQ.MT.
L2	2.55	x	0.85	x	1	=	2.17	SQ.MT.
"	2.35	x	1.30	x	1	=	3.06	SQ.MT.
L3	2.55	x	2.35	x	1	=	5.99	SQ.MT.
P1	2.38	x	3.51	x	1	=	8.35	SQ.MT.
P2	3.51	x	2.29	x	1	=	8.04	SQ.MT.
"	1.00	x	1.40	x	1	=	1.40	SQ.MT.
"	1.74	x	1.20	x	1	=	2.09	SQ.MT.
P3	12.23	x	1.50	x	1	=	18.35	SQ.MT.
P4	3.99	x	1.20	x	2	=	9.58	SQ.MT.
P5	2.74	x	3.50	x	1	=	9.59	SQ.MT.
TOTAL (Y3)						=	**111.30**	**SQ.MT.**
REFUGE DEDUCTION								
R1	4.95	x	3.20	x	1	=	15.84	SQ.MT.
TOTAL (Y4)						=	**15.84**	**SQ.MT.**
REFUGE REQUIRED (Y5)						=	**15.00**	**SQ.MT.**
TOTAL DEDUCTION Y6 (Y1+Y2+Y3+Y4)						=	**241.84**	**SQ.MT.**
BUILT UP AREA (B) (X - Y6)						=	**277.91**	**SQ.MT.**
EXCESS REFUGE AREA (Y7) (Y4-Y5)						=	**0.84**	**SQ.MT.**
TOTAL BUILT UP AREA (C) (B+Y7)						=	**278.75**	**SQ.MT.**
PERM. BALCONY (D) (B x 10%)						=	**27.79**	**SQ.MT.**
BALCONY AREA STATEMENT								
B1	2.10	x	1.00	x	2	=	4.20	SQ.MT.
B2	10.06	x	1.00	x	1	=	10.06	SQ.MT.
B3	2.07	x	1.00	x	2	=	4.14	SQ.MT.
B4	10.26	x	1.00	x	1	=	10.26	SQ.MT.
PROPOSED BALCONY (E)						=	**28.66**	**SQ.MT.**
EXCESS BALCONY (F) (E - D)						=	**0.87**	**SQ.MT.**
TOTAL NET BUILT UP AREA (C + F)						=	**279.62**	**SQ.MT.**
ADD WS AREA (H)						=	**18.38**	**SQ.MT.**
TOTAL NET BUILT UP AREA (G + H)						=	**298.00**	**SQ.MT.**

CARPET AREA STATEMENT FOR 30th FLOOR								
FOR FLAT NO. 102,103,106 & 107								
MP ROOM	4.94	x	2.45	x	1	=	12.10	SQ.MT.
"	2.15	x	0.85	x	1	=	1.83	SQ.MT.
BATH	1.50	x	1.20	x	1	=	1.80	SQ.MT.
WC	1.20	x	1.20	x	1	=	1.44	SQ.MT.
TOTAL AREA						=	**17.17**	**SQ.MT.**

REFUGE AREA STATEMENT				
REFUGE AREA REQ. AT 30TH FOR (BLDG NO.2, WING I, J&K)	TOTAL NO. OF PERSON ABOVE FLOORS			
	NO OF FLAT	X	FLOORS	TOTAL
30TH PART REFUGE FLOOR [A]	8.00	X	1.00	8
TOTAL FLAT				8
NO. OF PERSON PER FLAT [B]				5
TOTAL PERSON (C = A X B)				40
REQ. 0.3 SQ.MTS. PER PERSON				0.3
TOTAL REQ. REFUGE AREA				**12.00**
MIN. REQ. REFUGE AREA				**15.00**
TOTAL PROVIDED REFUGE AREA				**15.84**

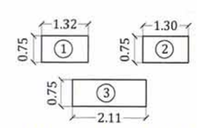

LINE AREA DIAGRAM OF CHAJJA
SCALE 1:100

CHAJJA AREA								
1	1.32	x	0.75	x	4	=	3.96	SQ.MT.
2	1.30	x	0.75	x	4	=	3.90	SQ.MT.
3	2.07	x	2.45	x	1	=	5.07	SQ.MT.
TOTAL AREA						=	**12.93**	**SQ.MT.**

PROFORMA -B

05/10

CONTENTS OF SHEET

30TH REFUGE FLOOR PLAN,
LINE AREA DIAGRAM & CALCULATION (SALE BLDG NO.2, WING I, J & K)

STAMP OF DATE OF APPROVAL OF PLAN

AS BUILT DRAWING APPROVED
Subject to the conditions mentioned in this office's letter No.:
CIDCO/NAINA/ Panvel/Shiloter Raichur & Akurli/BP-42/Part oc/2018/2023
Dated 21 AUG 2018
21/8/18
Associate Planner (NAINA)

STAMP OF DATE OF RECEIPT OF PLAN

DOOR & WINDOW SCHEDULED					
DOOR	SIZE	TYPE	WINDOW	SIZE	TYPE
D	1.50X2.10	FIRE RESISTANT DOOR	W	2.46X2.00	ALU. SLIDING WINDOW
D1	1.00X2.10	FIRE RESISTANT DOOR	W1	2.46X1.60	ALU. SLIDING WINDOW
D2	0.90X2.10	PANELLED DOOR	W2	1.26X1.60	ALU. SLIDING WINDOW
D3	0.75X2.10	W. FLUSH DOOR	W3	1.26X1.20	ALU. SLIDING WINDOW
			V	0.65X0.90	ALU. SLIDING WINDOW
			V1	0.60X0.90	ALU. SLIDING WINDOW

LIGHT AND VENTILATION STATEMENT				
ROOM	AREA OF ROOM (SQM)	AREA OF WIN REQ. (SQM)	AREA OF WIN	TYPE OF WINDOW
LIVING	11.645	1.941	4.920	W
BED	9.042	1.507	3.936	W1
KITCHEN	5.565	0.928	2.016	W2
BATH	1.813	0.302	0.580	V
WC	1.440	0.240	0.540	V1

WALL SPECIFICATION
ALL INTERNAL WALLS ARE 100 MM THICK
ALL EXTERNAL WALLS ARE 150 MM THICK
AND WHEREVER SHEAR WALLS COMING, THERE ARE 230 AND 200 MM THICKNESS

LEGEND
- O.H. TANK
- O.H. TANK (FLUSHING)
- LIFT MACHINE ROOM
- O.H. TANK (FIRE)

DESCRIPTION OF PROPOSAL & PROPERTY

PART OCCUPANCY CERTIFICATE OF BUILDING NO.2, WING I,J & K (SALE COMPONENT) & BUILDING NO.3 & 4 (PT) (RENTAL COMPONENT) FOR PROPOSED RENTAL HOUSING SCHEME ON LAND BEARING NEW S.NO.45/2, (OLD S. NO.- 45/4, 45/ 8B, 45/9, 45/11(PT), 45/18 (PT) AT VILLAGE - SHILOTER RAICHUR AND S.NO. 173/0 AT VILLAGE - AAKURLI TAL - PANVEL DIST - RAIGAD

NORTH	JOB. NO.	DRG. NO.	DRAWN BY
	-	05/10	-
	SCALE	DATE	CHECKED BY
	1:100	-	-
REVISIONS	DESCRIPTION :		
R-0			

NAME AND ADDRESS OF DESIGN ARCHITECT — SIGNATURE

VASTOSPATI design group
AR. P.K.MADHAV
* architects *Interior designers
Off.NO: A-305 Shiv Chamber
Plot-21, Sec-11 Nr. Rly. Stn.
CBD Belapur, Navi Mumbai

VASTOSPATI design group Architects
Ar P K MADHAV
A-304/305, Shiv Chambers, Plot No-21, Sector-11, CBD Belapur, Navi Mumbai

NAME OF THE OWNER — SIGNATURE

SHRI. VINAY S. AGRAWAL

NAME OF ARCHITECT	DEVYANI KHADILKAR
LICENSE NO	CA/90/13184
ADDRESS	SPACEAGE CONSULTANTS, B-106, Nataraj Building, Mulund Goregaon Link Road, Mulund (w). Mumbai : 400 080

SPACE AGE CONSULTANTS ARCHITECT

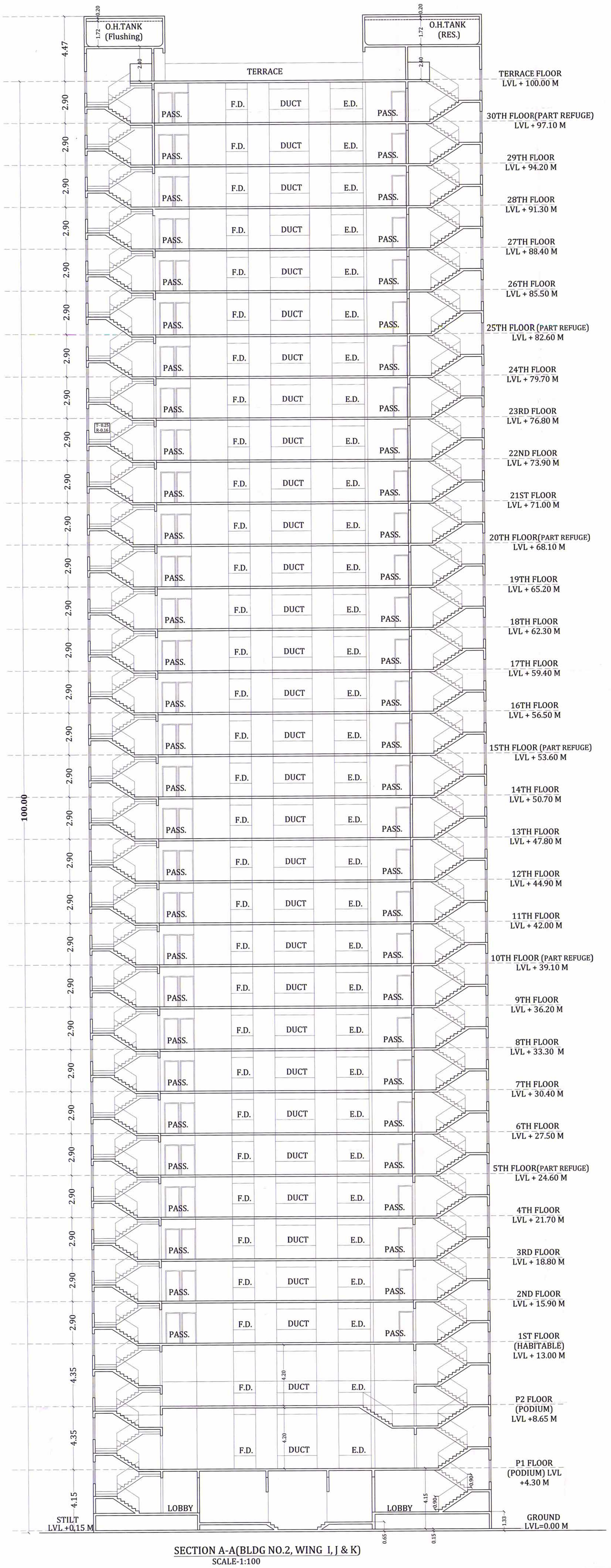

SECTION A-A(BLDG NO.2, WING I, J & K)
SCALE-1:100

PROFORMA -B

06/10

CONTENTS OF SHEET

SECTION AA (SALE BLDG NO.2, WING I, J & K)

STAMP OF DATE OF APPROVAL OF PLAN

AS BUILT DRAWING APPROVED
Subject to the conditions mentioned in this office's letter No.:
CIDCO/NAINA/ Panvel/Shilfata/Raichuri&Akurli/BP-42/Part OC/2017/2023
Dated 21 AUG 2019
Associate Planner (NAINA)

STAMP OF DATE OF RECEIPT OF PLAN

DESCRIPTION OF PROPOSAL & PROPERTY

DEVELOPMENT PERMISSION FOR PROPOSED RENTAL HOUSING SCHEME ON LAND BEARING NEW S.NO.45/2, (OLD S. NO.- 45/4, 45/ 8B, 45/9, 45/11(PT), 45/18 (PT) AT VILLAGE - SHILOTER RAICHURI AND S.NO. 173/0 AT VILLAGE - AAKURLI TAL - PANVEL DIST - RAIGAD

NORTH	JOB. NO.	DRG. NO.	DRAWN BY
	-	06/10	-
	SCALE	DATE	CHECKED BY
	1:100	-	-

REVISIONS	DESCRIPTION :
R-0	

NAME AND ADDRESS OF DESIGN ARCHITECT — **SIGNATURE**

VASTOSPATI design group

AR. P.K.MADHAV
* architects *interior designers
Off.NO. A-305 Shiv Chambers
Plot-21, Sec-11 Nr. Rly. Stn.
CBD Belapur, Navi Mumbai

VASTOSPATI design group Architects
Ar P K MADHAV
A-304/305, Shiv Chambers, Plot No-21, Sector-11, CBD Belapur, Navi Mumbai

NAME OF THE OWNER — **SIGNATURE**

SHRI. VINAY S. AGRAWAL

NAME OF ARCHITECT	DEVYANI KHADILKAR
LICENSE NO	CA/90/13184

ADDRESS

SPACEAGE CONSULTANTS

B-106, Niraj Building,
Mulund Goregaon Link Road
Mulund (w), Mumbai : 400 080

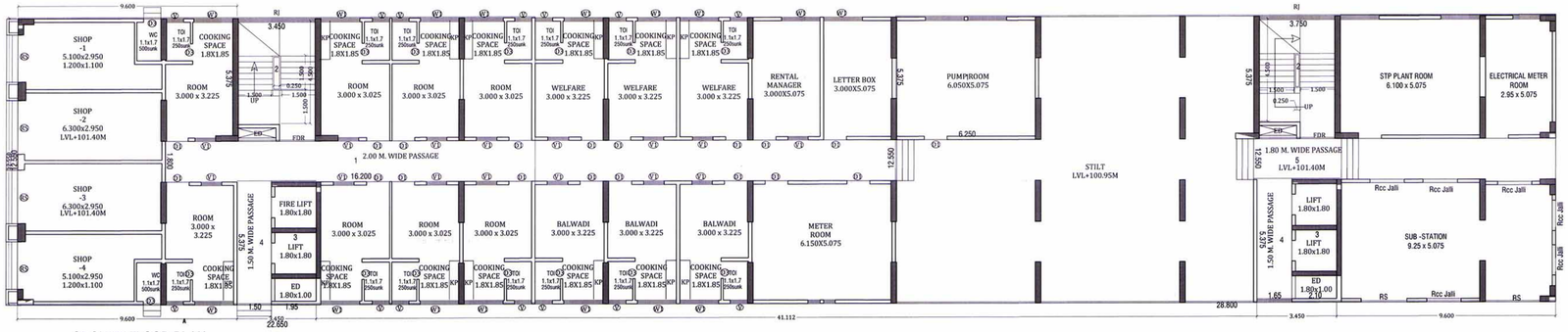

GROUND FLOOR PLAN

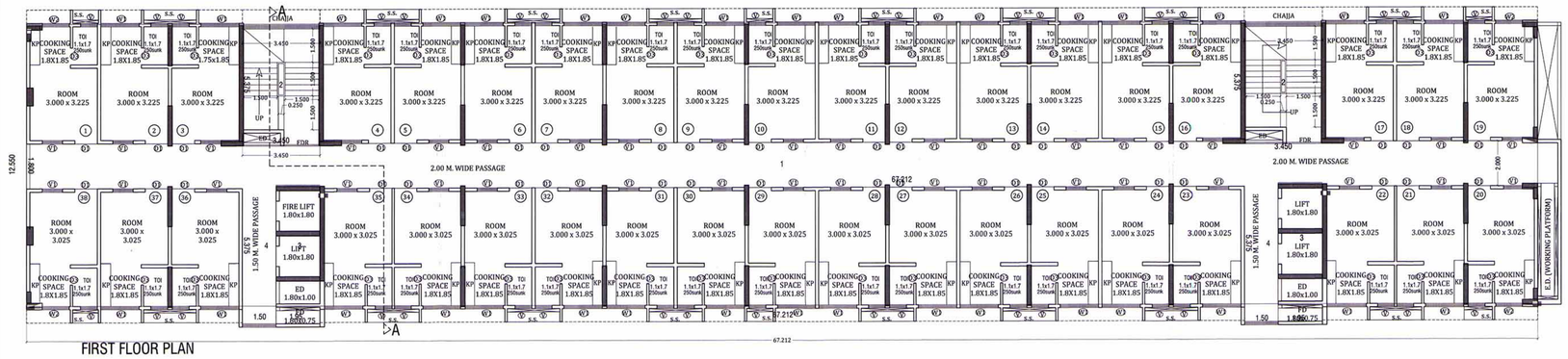

FIRST FLOOR PLAN

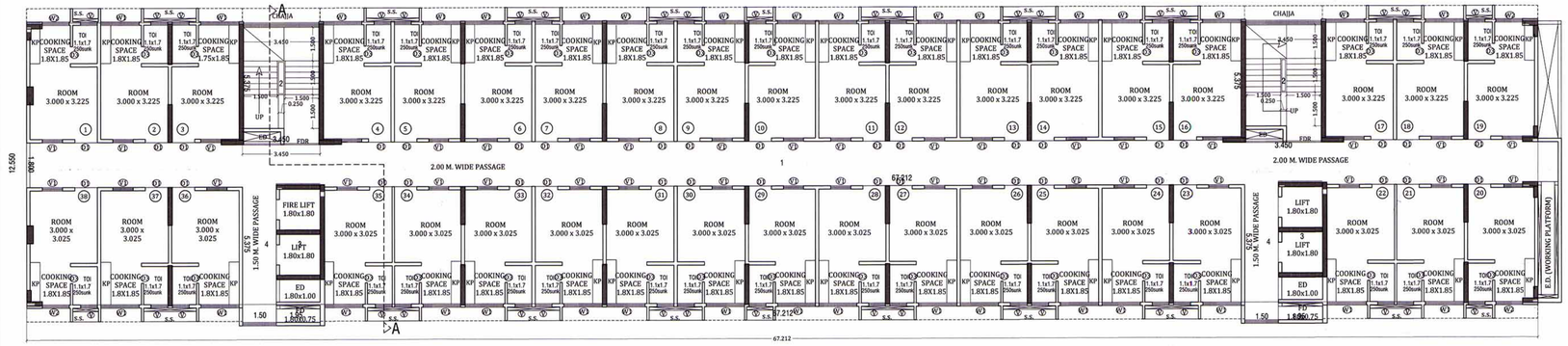

TYPICAL FLOOR PLAN(2ND TO 14TH EXCEPT 7TH & 12TH)

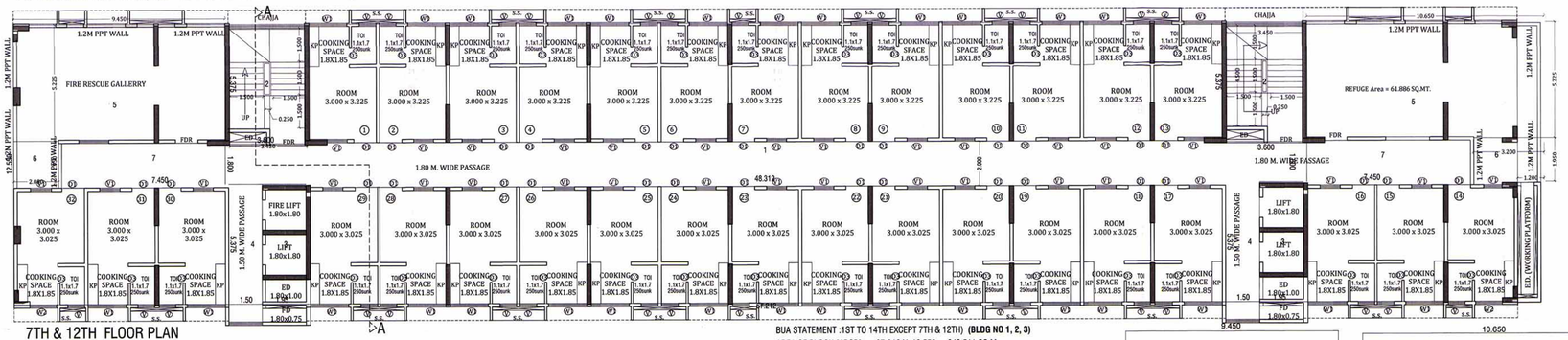

7TH & 12TH FLOOR PLAN

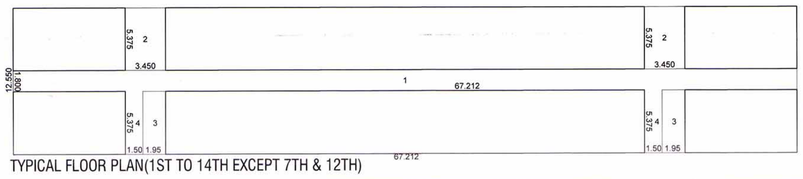

TYPICAL FLOOR PLAN(1ST TO 14TH EXCEPT 7TH & 12TH)

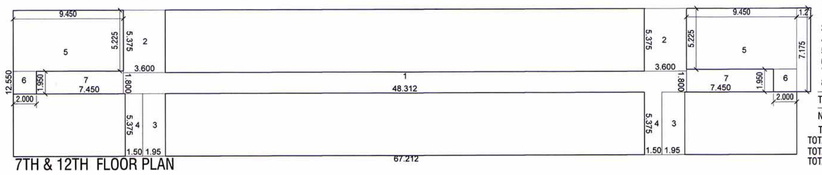

7TH & 12TH FLOOR PLAN

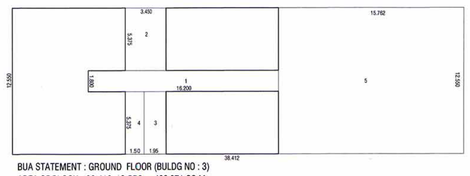

BUA STATEMENT : GROUND FLOOR (BULDG NO : 3)

AREA OF BLOCK=38.412x12.550 = 482.071 SQ.M

STANDARD DEDUCTIONS :-

1. 16.200 X 1.800 (passage) = 29.160 SQ.M
2. 3.450 X 5.375 (stair/lift) = 18.544 SQ.M
3. 1.950 X 5.375 (stair/lift) = 10.481 SQ.M
4. 1.500 X 5.375 (passage) = 8.063 SQ.M
5. 15.762 X 12.55 (comm.area) = 197.813 SQ.M

TOTAL DEDUCTIONS = 264.061 SQ.M

NET AREA = 482.071 - 264.061 = 218.010 SQ.M

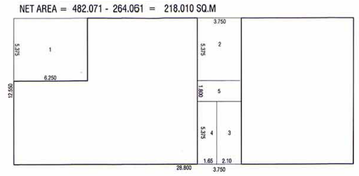

BUA STATEMENT : STILT (BLDG NO : 3)

AREA OF BLOCK=28.800 x12.550 = 361.440 SQ.M

STANDARD DEDUCTIONS :-

1. 6.250 X 5.375 (comm.area) = 33.594 SQ.M
2. 3.750 X 5.375 (stair/lift) = 20.156 SQ.M
3. 2.100 X 5.375 (stair/lift) = 11.287 SQ.M
4. 1.650 X 5.375 (passage) = 8.869 SQ.M
5. 3.750 X 1.800 (passage) = 6.750 SQ.M

TOTAL DEDUCTIONS = 80.656 SQ.M

NET AREA = 361.440 - 80.656 = 280.784 SQ.M

CARPET AREA STATEMENT (TYPICAL FLOOR)

1. 3.000 X 3.225 (ROOM) = 9.675 SQ.M
2. 1.100 X 1.700 (TOILET) = 1.870 SQ.M
3. 1.800 X 1.850 (COOKING SPACE) = 3.330 SQ.M

TOTAL = 14.875 SQ.M



TOTAL COMMERCIAL AREA

1. 6.450 X 12.550 = 80.947 SQ.M

TOTAL AREA = 80.947 X 3 = 242.841 SQ.M

BUA STATEMENT :1ST TO 14TH EXCEPT 7TH & 12TH) **(BLDG NO 1, 2, 3)**

AREA OF BLOCK [ABCD] = 67.212 X 12.550 = 843.511 SQ.M

STANDARD DEDUCTIONS :-

1. 67.212 X 1.800 (passage)= 120.982 SQ.M
2. 3.450 X 5.375 X 2 (stair/lift)= 37.0875 SQ.M
3. 1.950 X 5.375 X 2 (stair/lift)= 20.9625 SQ.M
4. 1.500 X 5.375 X 2 (passage)= 16.1250 SQ.M

TOTAL DEDUCTIONS = 195.157 SQ.M

NET AREA = 843.511 - 195.157 = 648.354 SQ.M

TOTAL NUBA 12 FLOOR = 648.354 x 12 = 7780.248 SQ.M

TOTAL STAIR+LIFT AREA/FLOOR=37.0875+20.9625= 58.050 SQ.M

TOTAL PASSAGE AREA/FLOOR = 120.982+16.125= 137.107 SQ.M

BUILT-UP AREA STATEMENT : 7TH & 12TH FLOOR (BLDG NO 1, 2, 3)

AREA OF BLOCK [ABCD]=67.212X12.55+7.175x1.2=843.511+8.61=852.121 SQ.M

STANDARD DEDUCTIONS :-

1. 48.312 X 1.800(passage) = 86.962 SQ.M
2. 3.600 X 5.375 X 2 (stair/lift)= 38.700 SQ.M
3. 1.950 X 5.375 X 2 (stair/lift)= 20.963 SQ.M
4. 1.500 X 5.375 X 2 (passage)= 16.125 SQ.M
5. 9.450 X 5.225 X 2 (rescue)= 98.753 SQ.M
6. 2.000 X 1.950 X 2 (rescue)= 7.8000 SQ.M
7. 7.450 X 1.950 X 2 (passage)= 29.055 SQ.M
8. 1.200 X 7.175 (rescue)= 8.610 SQ.M

TOTAL DEDUCTIONS = 306.968 SQ.M

NET AREA = 852.121 - 306.968 = 545.153 SQ.M

TOTAL FLOOR AREA 2 FLOOR 545.153 x 2= 1090.306 SQ.M

TOTAL STAIR+LIFT AREA/FLOOR=38.700+20.963= 59.663 SQ.M

TOTAL PASSAGE AREA/FLOOR =86.962+16.125+29.055= 132.142 SQ.M

TOTAL RESCUE AREA/FLOOR =98.753+7.8+8.61= 115.163 SQ.M

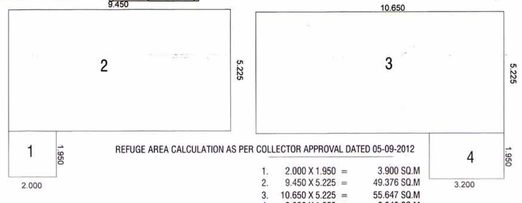

REFUGE AREA CALCULATION AS PER COLLECTOR APPROVAL DATED 05-09-2012

1. 2.000 X 1.950 = 3.900 SQ.M
2. 9.450 X 5.225 = 49.376 SQ.M
3. 10.650 X 5.225 = 55.647 SQ.M
4. 3.200 X 1.950 = 6.240 SQ.M

AREA = 115.163 SQ.M

TOTAL AREA-115.163 X 2 (FLOORS)= 230.326 SQ.M

TOTAL AREA-230.326 X 3(BLDG) = 690.978 SQ.M

DOOR/ WINDOW SCHEDULE

DOOR	SIZE	TYPE	WINDOW	SIZE	TYPE
D1	1.00X2.10	PINE W.FLUSH DOOR	W1	1.80X1.80	ALU. SLIDING WINDOW
D2	0.90X2.10	PINE W.FLUSH DOOR	W2	1.50X1.80	ALU. SLIDING WINDOW
D3	0.75X2.00	ALU. BAKELITE DOOR	W3	1.20X1.80	ALU. SLIDING WINDOW
RJ	1.50X1.80	R.C.C. JALLI	W4	0.75X1.80	ALU. SLIDING WINDOW
RS	2.40X2.40	ROLLING SHUTTER	V	0.60X0.75	ALU. LOU VENTILATOR

LIGHT AND VENTILATION STATEMENT

ROOM	AREA OF ROOM (SQM)	AREA OF WIN REQ. (SQM)	WIN PROV.(SQM	TYPE OF WINDOW PROVD.
ROOM	13.075	2.179	2.700	W2
TOILET	1.870	0.312	0.450	V

WATER CAPACITY CALCULATION

A.RESIDENTIAL				
NO OF FLATS X 5 PERSONS/FLAT X 135		=	13782.25	LTRS
B.COMMERCIAL				
NO OF SHOPS X 3 PERSONS/SHOPS X 45		=	1620	LTRS
TOTAL WATER SUPPLY REQUIRED		=	13779.45	LTRS

	FIRE FIGHTING	DOMESTIC	TOTAL	REMARKS
UG TANK	400000	1377945	1777945	
OH TANK	240000	688973	928973	

PROFORMA -B

07/10

CONTENTS OF SHEET

MMRDA RENTAL BUILDING NO - 3 -FLOOR PLANS AND AREA CALCULATION

STAMP OF DATE OF APPROVAL OF PLAN

AS BUILT DRAWING APPROVED
Subject to the conditions mentioned in this office's letter No.:
CIDCO/NAINA/ Panvel/Shillotar/Raichur/Akurli/BP-92/Part-0/2018/2023
Dated 21 AUG 2018
Associate Planner (NAINA)

STAMP OF DATE OF RECEIPT OF PLAN

DESCRIPTION OF PROPOSAL & PROPERTY

PART OCCUPANCY CERTIFICATE OF BUILDING NO.2, WING LJ & K (SALE COMPONENT) & BUILDING NO.3 & 4 (PT) (RENTAL COMPONENT) FOR PROPOSED RENTAL HOUSING SCHEME ON LAND BEARING NEW S.NO.45/2, (OLD S. NO.- 45/4, 45/ 8B, 45/9, 45/11(PT), 45/18 (PT) AT VILLAGE - SHILOTER RAICHUR AND S.NO. 173/0 AT VILLAGE - AAKURLI TAL - PANVEL DIST - RAIGAD

NORTH	JOB. NO.	DRG. NO.	DRAWN BY
	-	07/10	-
	SCALE	DATE	CHECKED BY
	1:100	-	-
REVISIONS	DESCRIPTION :		
R-0			

NAME AND ADDRESS OF DESIGN ARCHITECT

VASTOSPATI design group

AR. P.K.MADHAV
* architects *Interior designers
Off.NO: A-305 Shiv Chamber
Plot-21, Sec-11 Nr. Rly. Stn.
CBD Belapur, Navi Mumbai

VASTOSPATI design group Architects
Ar P K MADHAV
A-304/305, Shiv Chambers, Plot No-21
Sector-11, CBD Belapur, Navi Mumbai

NAME OF THE OWNER	SIGNATURE
MR. VINAY S. AGRAWAL	

NAME OF ARCHITECT	DEVYANI KHADILKAR
LICENSE NO	CA/90/13184

ADDRESS

SPACEAGE CONSULTANTS

B-106, Natraj Building,
Mulund Goregaon Link Road
Mulund (w), Mumbai : 400 080

FIRST FLOOR PLAN

GROUND FLOOR PLAN

7TH & 12TH FLOOR PLAN

CARPET AREA STATEMENT (TYPICAL FLOOR)		
1.	3.000 X 3.225 (ROOM) =	9.675 SQ.M
2.	1.100 X 1.700 (TOILET) =	1.870 SQ.M
3.	1.800 X 1.850 (COOKING SPACE) =	3.330 SQ.M
TOTAL	=	14.875 SQ.M

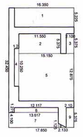

PASSAGE AREA STATEMENT :GROUND FLOOR
AREA OF BLOCK = 17.850 X 32.450 = 579.233 SQ.M
STANDARD DEDUCTIONS :-

1.	16.350 x 5.225	=	85.429 SQ.M
2.	11.550 x 5.375	=	62.081 SQ.M
3.	2.100 x 5.375	=	11.288 SQ.M
4.	1.200 x 10.250	=	12.300 SQ.M
5.	15.150 x 12.875	=	195.056 SQ.M
6.	12.117 x 1.275	=	15.449 SQ.M
7.	13.617 x 4.100	=	55.830 SQ.M
8.	0.500 x 2.133 x 1.125	=	1.200 SQ.M
9.	2.100 x 5.375	=	11.288 SQ.M
			449.921 SQ.M

TOTAL DEDUCTIONS = 449.921 SQ.M
NET AREA = 579.233 - 449.921 = 129.312 SQ.M

PASSAGE AREA STATEMENT :TYPICAL FLOOR(1ST TO 12TH)
AREA OF BLOCK = 27.150 X 32.300 = 876.945 SQ.M
STANDARD DEDUCTIONS :-

1.	25.650 x 5.225	=	134.021 SQ.M
2.	11.550 x 5.225	=	60.349 SQ.M
3.	11.400 x 5.225	=	59.565 SQ.M
4.	1.200 x 10.250	=	12.300 SQ.M
5.	24.450 x 13.025	=	318.461 SQ.M
6.	12.117 x 1.125	=	13.632 SQ.M
7.	13.617 x 4.100	=	55.830 SQ.M
8.	0.500 x 2.133 x 1.145	=	1.221 SQ.M
9.	11.400 x 5.225	=	59.565 SQ.M
			714.944 SQ.M

TOTAL DEDUCTIONS = 714.944 SQ.M
NET AREA = 876.945 - 714.944 = 162.001 SQ.M
TOTAL FLOOR AREA 162.001 x 14= 2268.014 SQ.M

TYPICAL FLOOR PLAN
(2ND TO 12TH EXCEPT 7TH &12 TH)

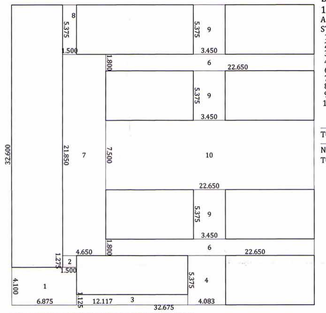

AREA DIAGRAM :1ST TO 14TH EXCEPT 7TH & 12TH)

BUA STATEMENT :1ST TO
12TH EXCEPT 7TH & 12TH)
AREA OF BLOCK [ABCD] = 32.675 X 32.600 = 1065.205 SQ.M
STANDARD DEDUCTIONS :-

1.	6.875 X 4.100 =		28.187 SQ.M
2.	1.500 X 1.275 =		1.912 SQ.M
3.	12.117 X 1.125 =		13.632 SQ.M
4.	4.083 X 5.375 =		21.946 SQ.M
6.	22.650 X 1.800 X 2 =		81.540 SQ.M
7.	4.650 X 21.850 =		101.603 SQ.M
8.	1.500 X 5.375 =		8.062 SQ.M
9.	3.450 X 5.375 X 3 =		55.631 SQ.M
10.	22.650 X 7.500 =		169.875 SQ.M
			482.388 SQ.M

TOTAL DEDUCTIONS = 482.388 SQ.M
NET AREA = 1065.205 - 482.388 = 582.817 SQ.M
TOTAL FLOOR AREA 582.817 x 12=6993.804 SQ.M

BUILT-UP AREA STATEMENT : 7TH &
12TH FLOOR
AREA OF BLOCK= 32.675 X 32.600 = 1065.205 SQ.M
STANDARD DEDUCTIONS :-

1.	1.500 X 5.375 X 2 =		16.125 SQ.M
2.	5.375 X 6.300 =		33.862 SQ.M
3.	3.450 X 5.375 =		18.544 SQ.M
4.	9.600 X 7.175 =		68.880 SQ.M
5.	9.600 X 1.800 X 2 =		34.560 SQ.M
6.	4.650 X 7.175 X2 =		66.728 SQ.M
7.	3.450 X 7.175 =		24.754 SQ.M
8.	27.300 X 7.500 =		204.750 SQ.M
9.	5.375 X 10.400 =		55.900 SQ.M
10.	12.117 X 1.125 =		13.632 SQ.M
11.	4.083 X 7.175 =		29.296 SQ.M
12.	8.967 X 1.800 =		16.141 SQ.M
13.	13.050 X 5.375 =		70.144 SQ.M
			653.316 SQ.M

TOTAL DEDUCTIONS = 653.316 SQ.M
NET AREA = 1065.205 - 653.316 = 411.889 SQ.M
TOTAL FLOOR AREA 411.889 x 2 = 823.778 SQ.M

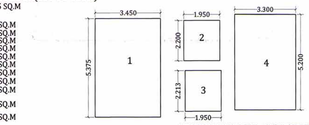

STAIRCASE & LIFT AREA STATEMENT
:TYPICAL FLOOR (1ST TO 12TH)
1) 3.450 X 5.375 x 2 = 37.088 SQ.M
2) 1.950 X 2.200 x 2 = 8.580 SQ.M
3) 1.950 X 2.213 x 2 = 8.631 SQ.M
4) 3.300 X 5.200 x 1 = 17.160 SQ.M
TOTAL AREA = 71.459 SQ.M

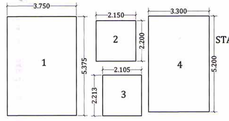

STAIRCASE & LIFT AREA STATEMENT
:GROUND FLOOR
1) 3.750 X 5.375 x 2 = 40.313 SQ.M
2) 2.150 X 2.200 x 2 = 9.460 SQ.M
3) 2.105 X 2.213 x 2 = 9.317 SQ.M
4) 3.300 X 5.200 x 1 = 17.160 SQ.M
TOTAL AREA = 76.250 SQ.M

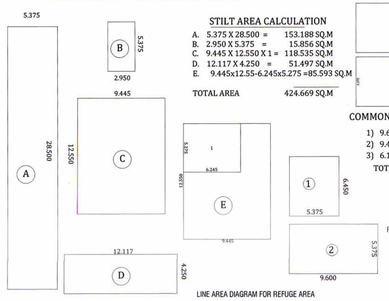

LINE AREA DIAGRAM FOR REFUGE AREA

STILT AREA CALCULATION

A.	5.375 X 28.500 =	153.188 SQ.M
B.	2.950 X 5.375 =	15.856 SQ.M
C.	9.445 X 12.550 X 1 =	118.535 SQ.M
D.	12.117 X 4.250 =	51.497 SQ.M
E.	9.445x12.55-6.245x5.275 =	85.593 SQ.M
TOTAL AREA		424.669 SQ.M

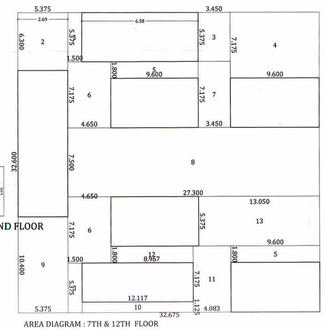

AREA DIAGRAM : 7TH & 12TH FLOOR

COMMON AREA STATEMENT:GROUND FLOOR
1) 9.60 X 5.375 x 1 = 51.600 SQ.M
2) 9.45 X 5.375 x 2 = 101.588 SQ.M
3) 6.113 X 5.375 x 1 = 32.858 SQ.M
TOTAL AREA = 186.046 SQ.M

REFUGE AREA CALCULATION AS PER COLLECTOR APPROVAL DATED 05-09-2012
1. 5.375 X 6.450 X 2 =69.338 SQ.M
2. 9.600 X 5.375 X 2 =103.200 SQ.M
AREA 172.538 SQ.M
TOTAL AREA-172.538 X 2 = 345.076 SQ.M

PROFORMA -B

08/10

CONTENTS OF SHEET

RENTAL BUILDING NO - 4 -FLOOR PLANS AND AREA CALCULATION

STAMP OF DATE OF APPROVAL OF PLAN

AS BUILT DRAWING APPROVED
Subject to the conditions mentioned
in this office's letter No.:
CIDCO/NAINA/ Panvel/Kalilatar Raichur & Ahevali/BP-97/ Part-ac/2018/
2023
Dated 7 AUG 2018
Associate Planner (NAINA)

STAMP OF DATE OF RECEIPT OF PLAN

DESCRIPTION OF PROPOSAL & PROPERTY

PART OCCUPANCY CERTIFICATE OF BUILDING NO.2, WING L,J & K (SALE COMPONENT) & BUILDING NO.3 & 4 (PT) (RENTAL COMPONENT) FOR PROPOSED RENTAL HOUSING SCHEME ON LAND BEARING NEW S.NO.45/2, (OLD S. NO.- 45/4, 45/ 88, 45/9, 45/11(PT), 45/18 (PT) AT VILLAGE - SHILOTER RAICHUR AND S.NO. 173/8 AT VILLAGE - AMURITAL - PANVEL DIST - RAIGAD

NORTH	JOB. NO.	DRG. NO.	DRAWN BY
	-	08/10	-
	SCALE	DATE	CHECKED BY
	1:100	-	-

REVISIONS | DESCRIPTION :

NAME AND ADDRESS OF DESIGN ARCHITECT

VASTOSPATI design group

AR. P.K.MADHAV
* architects *interior designers
Off.NO. A-305 Shiv Chamber
Plot-21, Sec-11 Nr. Rly. Stn.
CBD Belapur, Navi Mumbai

VASTOSPATI design group Architects
Ar P.K MADHAV
A-304/305, Shiv Chambers, Plot No-21,
Sector-11, CBD Belapur, Navi Mumbai

NAME OF THE OWNER | SIGNATURE

MR. VINAY S. AGRAWAL.

NAME OF ARCHITECT: DEVYANI KHADILKAR

LICENSE NO: CA/90/13184

ADDRESS: SPACEAGE CONSULTANTS
B-106, Nathaj Building,
Mulund Goregaon Link Road
Mulund (w), Mumbai : 400 080

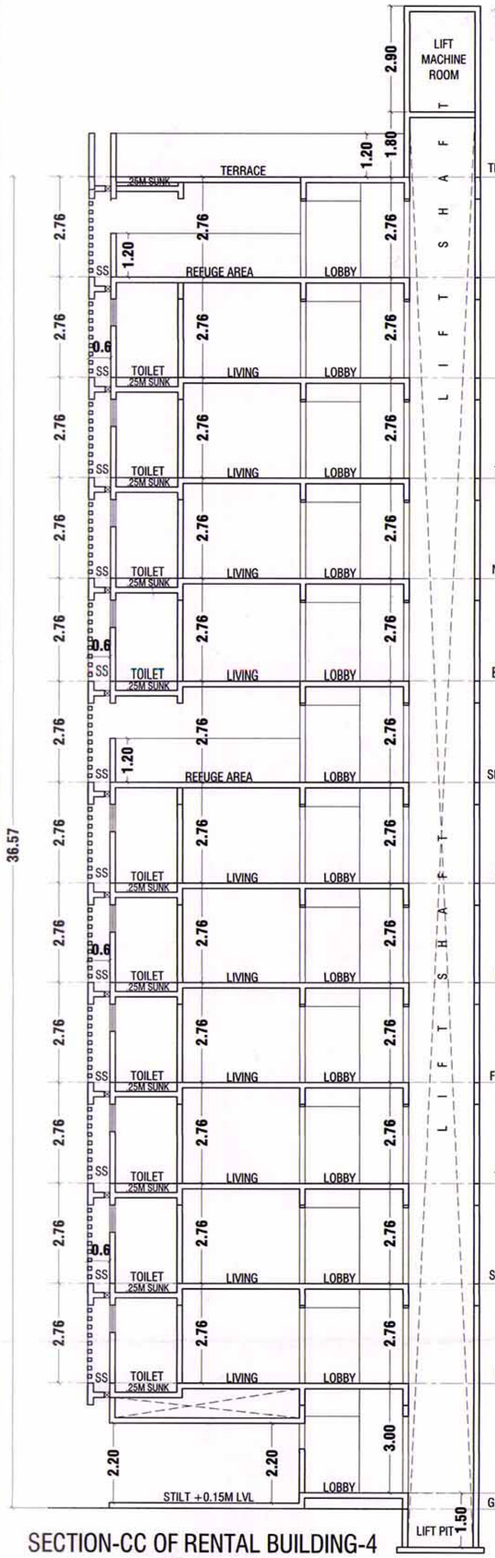

SECTION-CC OF RENTAL BUILDING-4



ELEVATION OF RENTAL BUILDING-4

PROFORMA -B

09/10

CONTENTS OF SHEET

MMRDA RENTAL BLDG - SECTION & ELEVATION DETAILS OF BUILDING-4

STAMP OF DATE OF APPROVAL OF PLAN

AS BUILT DRAWING APPROVED
Subject to the conditions mentioned in this office's letter No.:
CIDCO/NAINA/ Panvel/Shilotar Raichur & Akurli/BP-42/Part oc/2018/2023
Dated 21 AUG 2018
Associate Planner (NAINA)

STAMP OF DATE OF RECEIPT OF PLAN

DESCRIPTION OF PROPOSAL & PROPERTY

PART OCCUPANCY CERTIFICATE OF BUILDING NO.2, WING I,J & K (SALE COMPONENT) & BUILDING NO.3 & 4 (PT) (RENTAL COMPONENT) FOR PROPOSED RENTAL HOUSING SCHEME ON LAND BEARING NEW S.NO.45/2, (OLD S. NO.- 45/4, 45/ 8B, 45/9, 45/11(PT), 45/18 (PT) AT VILLAGE - SHILOTER RAICHUR AND S.NO. 173/0 AT VILLAGE - AAKURLI TAL - PANVEL DIST - RAIGAD

NORTH	JOB. NO.	DRG. NO.	DRAWN BY
	-	09/10	-
	SCALE	DATE	CHECKED BY
	1:100	-	-

REVISIONS	DESCRIPTION :
R-0	

NAME AND ADDRESS OF DESIGN ARCHITECT

VASTOSPATI design group

AR. P.K.MADHAV
* architects *Interior designers
Off.NO: A-305 Shiv Chamber
Plot-21, Sec-11 Nr. Rly. Stn.
CBD Belapur, Navi Mumbai

VASTOSPATI design group Architects
AR P K MADHAV
A-304/305, Shiv Chambers, Plot No-21, Sector-11, CBD Belapur, Navi Mumbai

NAME OF THE OWNER	SIGNATURE
MR. VINAY S. AGRAWAL	

NAME OF ARCHITECT	DEVYANI KHADILKAR
LICENSE NO	CA/90/13184

SPACEAGE CONSULTANTS ARCHITECT CA/90/13184

ADDRESS: SPACEAGE CONSULTANTS, B-106, Natraj Building, Mulund Goregaon Link Road, Mulund (w), Mumbai : 400 080

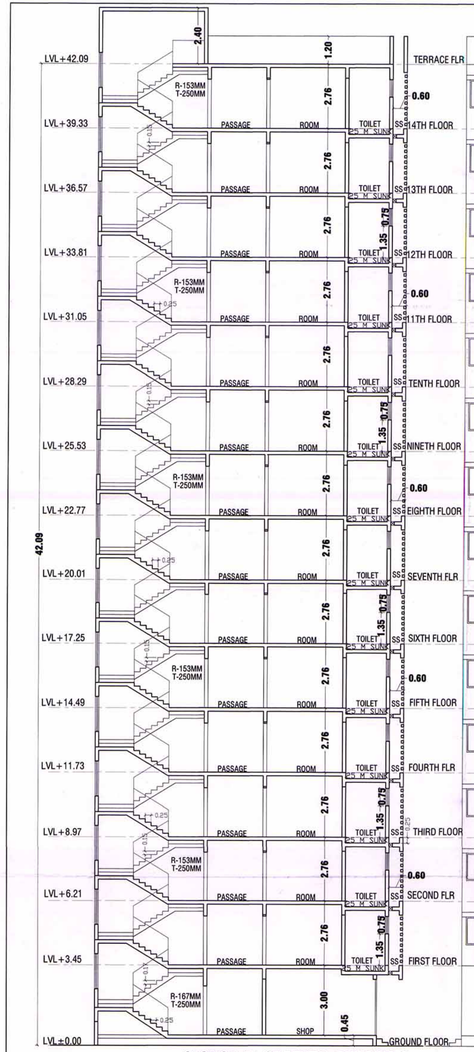

SECTION-AA OF RENTAL BUILDING-3

SCALE:- 1:100

ELEVATION OF RENTAL BUILDING-3

PROFORMA -B

10/10

CONTENTS OF SHEET

MMRDA RENTAL BLDG - SECTION & ELEVATION DETAILS OF BUILDING-1,2 & 3

STAMP OF DATE OF APPROVAL OF PLAN

AS BUILT DRAWING APPROVED
Subject to the conditions mentioned
in this office's letter No.:
CIDCO/NAINA/ Panvel/Shillotar Raichur/Akurli/BP-172/Pratos/2018/2023
Dated 21 AUG 2018
Associate Planner (NAINA)

STAMP OF DATE OF RECEIPT OF PLAN

DESCRIPTION OF PROPOSAL & PROPERTY

PART OCCUPANCY CERTIFICATE OF BUILDING NO.2, WING I,J & K (SALE COMPONENT) & BUILDING NO.3 & 4 (PT) (RENTAL COMPONENT) FOR PROPOSED RENTAL HOUSING SCHEME ON LAND BEARING NEW S.NO.45/2, (OLD S. NO.- 45/4, 45/ 8B, 45/9, 45/11(PT), 45/18 (PT) AT VILLAGE - SHILOTER RAICHUR AND S.NO. 173/0 AT VILLAGE - AMURLI TAL - PANVEL DIST - RAIGAD

NORTH	JOB. NO.	DRG. NO.	DRAWN BY
	-	10/10	-
	SCALE	DATE	CHECKED BY
	1:100	-	-

REVISIONS	DESCRIPTION :
R-0	

NAME AND ADDRESS OF DESIGN ARCHITECT

VASTOSPATI design group

AR. P.K.MADHAV
* architects *Interior designers
Off.NO: A-305 Shiv Chamber
Plot-21, Sec-11 Nr. Rly. Stn.
CBD Belapur, Navi Mumbai

VASTOSPATI design group Architects
Ar P K MADHAV
A-304/305, Shiv Chambers, Plot No-2
Sector-11, CBD Belapur, Navi Mumbai

NAME OF THE OWNER	SIGNATURE
MR. VINAY S. AGRAWAL	

NAME OF ARCHITECT	DEVYANI KHADILKAR
LICENSE NO	CA/90/13184

ADDRESS

SPACEAGE CONSULTANTS

B-106, Natraj Building,
Mulund Goregaon Link Road
Mulund (w), Mumbai : 400 080