PLOT AREA CALCULATION							
AREA STATEMENT FOR PLOT WITHIN 200 M. GAOTHAN BOUNDRY							
1	41.34	X	16.25	X	0.5	=	352.14
2	46.05	X	17.46	X	0.5	=	402.02
3	AS PER P LINE					=	52.10
4	46.05	X	30.65	X	0.5	=	705.72
5	41.84	X	26.46	X	0.5	=	553.53
6	45.43	X	7.72	X	0.5	=	175.36
7	73.47	X	36.08	X	0.5	=	1325.40
8	AS PER P LINE					=	246.96
9	65.16	X	38.2	X	0.5	=	592.96
10	65.16	X	17.55	X	0.5	=	571.78
11	44.51	X	57.87	X	0.5	=	1287.90
12	67.56	X	31.76	X	0.5	=	1072.05
13	46.24	X	5.11	X	0.5	=	295.19
14	23.47	X	4.84	X	0.5	=	56.80
15	46.76	X	65.95	X	0.5	=	1674.51
16	AS PER P LINE					=	262.22
A) TOTAL AREA						=	8819.65
AREA STATEMENT FOR PLOT OUTER 200 M. GAOTHAN BOUNDRY							
17	AS PER P LINE					=	75.67
18	25.02	X	9.72	X	0.5	=	121.69
19	AS PER P LINE					=	1076.40
20	51.38	X	29.28	X	0.5	=	752.20
21	31.58	X	10.34	X	0.5	=	163.27
22	AS PER P LINE					=	27.08
B) TOTAL AREA						=	2213.70
TOTAL PLOT AREA (A + B)						=	11033.39

OPEN SPACE AREA CALCULATION-1							
1	46.17	X	6.83	X	0.5	=	157.67
2	47.44	X	4.67	X	0.5	=	110.77
3	47.44	X	2.54	X	0.5	=	60.25
4	37.65	X	9.95	X	0.5	=	187.31
5	31.33	X	14.78	X	0.5	=	231.53
TOTAL AREA						=	747.53
OPEN SPACE AREA CALCULATION-2							
1	20.54	X	3.26	X	0.5	=	33.48
2	24.74	X	0.56	X	0.5	=	6.93
3	24.74	X	8.23	X	0.5	=	101.81
4	16.31	X	12.000	X	0.5	=	97.86
5	AS PER P LINE					=	24.210
6	13.04	X	4.780	X	0.5	=	33.95
7	15.10	X	5.05	X	0.5	=	38.13
8	AS PER P LINE					=	5.261
9	15.10	X	6.30	X	0.5	=	47.57
10	10.14	X	2.29	X	0.5	=	11.67
11	AS PER P LINE					=	3.43
TOTAL AREA						=	406.28
GRAND TOTAL AREA						=	1153.81

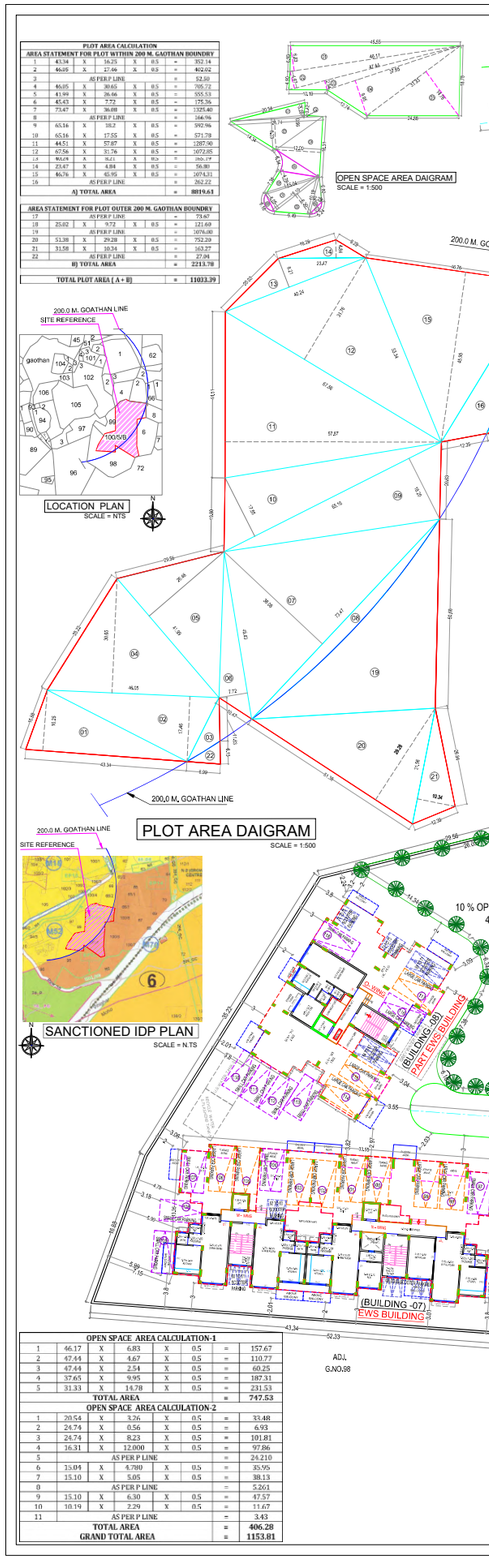

TERRACE AREA STATEMENT (BLDG-1,2,3,4,5 & 6)					
BUILDING NUMBER	FLOOR	BUILT-UP AREA	PROVISIONALL TERRACE AREA	PROPOSED TERRACE AREA	EXCESS TERRACE AREA
BUILDING-1	GROUND	244.924	0.000	0.000	0.000
	1ST FLOOR	434.880	0.000	0.000	0.000
	2ND FLOOR	434.880	86.976	13.911	0.000
	3RD FLOOR	434.880	86.976	35.021	0.000
	4th FLOOR	377.880	75.576	75.576	0.000
	TOTAL	1927.444	336.504	124.508	0.000
BUILDING-2	GROUND	174.07	0.000	0.000	0.000
	1ST FLOOR	342.911	68.582	36.878	0.000
	2ND FLOOR	342.911	68.582	36.878	0.000
	3RD FLOOR	342.911	68.582	68.582	0.000
	4th FLOOR	403.313	121.000	121.000	21.21
	TOTAL	1867.251	328.688	263.878	21.21
BUILDING-3	GROUND	175.040	0.000	0.000	0.000
	1ST FLOOR	376.060	60.650	60.650	0.000
	2ND FLOOR	380.341	76.068	76.068	0.000
	3RD FLOOR	376.060	75.214	75.214	0.000
	4th FLOOR	332.314	66.463	66.463	0.000
	TOTAL	1640.815	278.395	278.395	0.000
BUILDING-4	GROUND	176.220	0.000	0.000	0.000
	1ST FLOOR	275.940	75.759	29.842	0.000
	2ND FLOOR	275.940	75.759	75.759	0.000
	3RD FLOOR	275.940	75.759	75.759	0.000
	4th FLOOR	241.211	66.401	57.611	0.000
	TOTAL	1640.842	292.833	258.971	0.000
BUILDING-5	GROUND	320.040	0.000	0.000	0.000
	1ST FLOOR	420.810	98.10	98.10	0.000
	2ND FLOOR	420.810	84.164	51.935	0.000
	3RD FLOOR	420.810	84.164	84.164	0.000
	4th FLOOR	364.510	72.902	45.631	0.000
	TOTAL	1955.570	339.402	279.830	0.000
BUILDING-6	GROUND	421.780	84.356	36.020	0.000
	1ST FLOOR	421.780	84.356	36.020	0.000
	2ND FLOOR	421.780	84.356	36.020	0.000
	3RD FLOOR	421.780	84.356	36.020	0.000
	4th FLOOR	365.110	73.022	31.178	0.000
	TOTAL	2092.230	418.446	178.658	0.000
GRAND TOTAL		10850.893	2273.973	987.292	21.21

BALCONY AREA STATEMENT (BLDG-1,2,3,4,5 & 6)							
BUILDING NUMBER	FLOOR	BUILT-UP AREA	PROVISIONALL BALCONY AREA	PROPOSED CANTILEVERED BALCONY AREA			EXCESS BALCONY
				TOTAL	ENCLOSED	OPEN	BALANCE BALCONY
BUILDING-1	GROUND	244.924	36.739	27.224	0.000	27.224	9.515
	1ST FLOOR	434.880	65.232	55.925	0.000	55.925	9.307
	2ND FLOOR	434.880	86.976	55.925	0.000	55.925	31.051
	3RD FLOOR	434.880	86.976	55.925	0.000	55.925	31.051
	4th FLOOR	377.880	75.576	54.036	0.000	54.036	21.540
	TOTAL	1927.444	351.499	248.035	0.000	248.035	103.464
BUILDING-2	GROUND	174.07	26.228	15.596	0.000	15.596	10.632
	1ST FLOOR	342.911	51.437	35.924	0.000	35.924	15.478
	2ND FLOOR	342.911	51.437	35.924	0.000	35.924	15.478
	3RD FLOOR	342.911	51.437	51.437	0.000	51.437	0.000
	4th FLOOR	403.313	60.497	60.497	0.000	60.497	0.000
	TOTAL	1867.251	240.036	197.378	0.000	197.378	42.658
BUILDING-3	GROUND	175.040	0.000	0.000	0.000	0.000	0.000
	1ST FLOOR	376.060	56.410	48.106	0.000	48.106	7.812
	2ND FLOOR	380.341	57.051	51.240	0.000	51.240	5.790
	3RD FLOOR	376.060	56.409	48.596	0.000	48.596	7.812
	4th FLOOR	332.314	49.847	41.035	0.000	41.035	8.812
	TOTAL	1640.815	219.717	189.242	0.000	189.242	30.475
BUILDING-4	GROUND	176.220	0.000	0.000	0.000	0.000	0.000
	1ST FLOOR	275.940	41.391	8.850	0.000	8.850	32.541
	2ND FLOOR	275.940	41.391	41.391	0.000	41.391	0.000
	3RD FLOOR	275.940	41.391	41.391	0.000	41.391	0.000
	4th FLOOR	241.211	36.181	27.411	0.000	27.411	8.770
	TOTAL	1640.842	240.653	119.043	0.000	119.043	121.610
BUILDING-5	GROUND	320.040	0.000	0.000	0.000	0.000	0.000
	1ST FLOOR	420.810	63.123	49.229	0.000	49.229	13.894
	2ND FLOOR	420.810	63.123	49.229	0.000	49.229	13.894
	3RD FLOOR	420.810	63.123	49.229	0.000	49.229	13.894
	4th FLOOR	364.510	54.677	45.511	0.000	45.511	9.166
	TOTAL	1955.570	243.046	193.196	0.000	193.196	49.850
BUILDING-6	GROUND	180.140	50.822	8.850	0.000	8.850	42.172
	1ST FLOOR	421.780	63.267	49.232	0.000	49.232	14.035
	2ND FLOOR	421.780	63.267	49.232	0.000	49.232	14.035
	3RD FLOOR	421.780	63.267	49.232	0.000	49.232	14.035
	4th FLOOR	365.110	54.802	48.775	0.000	48.775	6.026
	TOTAL	2310.590	295.506	205.326	0.000	205.326	90.181
BUILDING-7 (EWS)	GROUND	47.870	7.181	0.000	0.000	0.000	7.181
	1ST FLOOR	190.001	29.850	27.113	0.000	27.113	2.737
	2ND FLOOR	190.001	29.850	27.113	0.000	27.113	2.737
	TOTAL	427.872	66.881	54.226	0.000	54.226	12.655
TOTAL (BLD-1,2,3,4,5 & 6)		10850.893	1574.455	1190.436	0.000	1190.436	377.750
BALCONY AREA STATEMENT (EWS)							
BUILDING NUMBER	FLOOR	BUILT-UP AREA	PROVISIONALL BALCONY AREA	PROPOSED BALCONY AREA			EXCESS BALCONY
				TOTAL	ENCLOSED	OPEN	BALANCE BALCONY
BUILDING-7 (EWS)	GROUND	190.273	0.000	0.000	0.000	0.000	0.000
	1ST FLOOR	380.841	69.763	36.728	0.000	36.728	33.035
	2ND FLOOR	380.841	69.763	1.396	0.000	1.396	68.367
	3RD FLOOR	380.841	69.763	36.728	0.000	36.728	33.035
	4th FLOOR	380.841	69.763	5.266	0.000	5.266	64.497
	TOTAL	1912.596	278.052	80.118	0.000	80.118	197.934
BUILDING-8 (EWS)	GROUND	47.870	7.181	0.000	0.000	0.000	7.181
	1ST FLOOR	190.001	29.850	28.350	0.000	28.350	1.500
	2ND FLOOR	190.001	29.850	28.350	0.000	28.350	1.500
	TOTAL	237.871	36.881	28.350	0.000	28.350	8.531
TOTAL (BLD-7 & 8)		2150.467	314.933	108.468	0.000	108.468	206.465
GRAND TOTAL		12850.893	1889.388	1298.904	0.000	1298.904	590.215

BUILT UP AREA STATEMENT *					
BUILDING NUMBER	FLOOR	BUILT-UP AREA	EXCESS CANTILEVERED BALCONY AREA	EXCESS TERRACE AREA	
BUILDING-1 (WING - A & B)	GROUND	244.924	0.000	0.000	
	1ST FLOOR	434.880	0.000	0.000	
	2ND FLOOR	434.880	0.000	0.000	
	3RD FLOOR	434.880	0.000	0.000	
	4th FLOOR	377.880	0.000	0.000	
	TOTAL	1927.444	0.000	0.000	
BUILDING-2 (WING - C & D)	GROUND	174.011	0.000	0.000	
	1ST FLOOR	342.915	0.000	0.000	
	2ND FLOOR	342.915	0.000	0.000	
	3RD FLOOR	342.915	0.000	0.000	
	4th FLOOR	403.515	0.000	0.000	
	TOTAL	1867.251	0.000	0.000	
BUILDING-3 (WING - E & F)	GROUND	175.040	0.000	0.000	
	1ST FLOOR	376.060	0.000	0.000	
	2ND FLOOR	380.341	0.000	0.000	
	3RD FLOOR	376.060	0.000	0.000	
	4th FLOOR	332.314	0.000	0.000	
	TOTAL	1640.815	0.000	0.000	
BUILDING-4 (WING - G & H)	GROUND	176.220	0.000	0.000	
	1ST FLOOR	275.940	0.000	0.000	
	2ND FLOOR	275.940	0.000	0.000	
	3RD FLOOR	275.940	0.000	0.000	
	4th FLOOR	241.211	0.000	0.000	
	TOTAL	1640.842	0.000	0.000	
BUILDING-5 (WING - I & J)	GROUND	320.040	0.000	0.000	
	1ST FLOOR	420.810	0.000	0.000	
	2ND FLOOR	420.810	0.000	0.000	
	3RD FLOOR	420.810	0.000	0.000	
	4th FLOOR	364.510	0.000	0.000	
	TOTAL	1955.570	0.000	0.000	
BUILDING-6 (WING - K & L)	GROUND	421.780	0.000	0.000	
	1ST FLOOR	421.780	0.000	0.000	
	2ND FLOOR	421.780	0.000	0.000	
	3RD FLOOR	421.780	0.000	0.000	
	4th FLOOR	365.110	0.000	0.000	
	TOTAL	2092.230	0.000	0.000	
GRAND TOTAL (EWS)		10850.893	0.000	0.000	

BUILT UP AREA STATEMENT (EWS)					
BUILDING NUMBER	FLOOR	BUILT-UP AREA	EXCESS CANTILEVERED BALCONY AREA	EXCESS TERRACE AREA	
BUILDING-7 (EWS) (WING - M & N)	GROUND	190.273	0.000	0.000	
	1ST FLOOR	380.841	0.000	0.000	
	2ND FLOOR	380.841	0.000	0.000	
	3RD FLOOR	380.841	0.000	0.000	
	4th FLOOR	380.841	0.000	0.000	
	TOTAL	1912.596	0.000	0.000	
BUILDING-8 (WING - O)	GROUND	47.870	0.000	0.000	
	1ST FLOOR	190.001	0.000	0.000	
	2ND FLOOR	190.001	0.000	0.000	
	TOTAL	237.871	0.000	0.000	
GRAND TOTAL (EWS)		2150.467	0.000	0.000	

BUILDING-1					
TENEMENT STATEMENT					
WING NUMBER	FLAT NUMBER	UNITS	Carpet Area IN SQM.	CANTILEVERED BALCONY AREA	TERRACE AREA (SQM.)	BUILT-UP AREA (SQM.)
A	101	1	36.059	0.000	0.000	40.299
	102	1	30.228	5.400	3.047	43.064
	103	1	31.095	5.563	5.764	34.508
	104	1	30.204	3.981	3.967	32.348
	105	1	43.142	8.042	3.970	45.073
	201	1	39.169	5.400	0.000	43.068
	202	1	29.819	5.400	0.000	32.478
	203	1	31.096	5.563	5.967	34.017
	204	1	29.769	3.900	0.000	36.383
	205	1	41.531	8.041	0.000	45.067
	301	1	31.693	5.400	3.697	43.064
	302	1	30.228	5.400	3.047	32.488
	303	1	31.095	5.563	5.764	34.508
	304	1	30.204	3.981	3.967	32.348
	305	1	43.142	8.042	3.970	45.073
	401	1	39.169	5.400	0.000	43.068
	402	1	29.819	5.400	0.000	32.478
	403	1	31.096	5.563	5.967	34.017
	404	1	29.769	3.900	0.000	36.383
	405	1	41.531	8.041	0.000	45.067
TOTAL		20	698.920	108.429	54.824	760.975

BUILDING-2					
TENEMENT STATEMENT					
WING NUMBER	FLAT NUMBER	UNITS	Carpet Area IN SQM.	CANTILEVERED BALCONY AREA	TERRACE AREA (SQM.)	BUILT-UP AREA (SQM.)
B	101	1	30.544	4.599	3.968	34.091
	102	1	30.580	4.599	3.967	32.696
	103	1	32.651	2.925	3.847	32.351
	104	1	32.509	2.925	3.847	34.092
	105	1	44.531	8.534	0.000	47.660
	201	1	29.959	4.660	0.000	32.695
	202	1	31.879	2.925	0.000	34.092
	203	1	31.896	3.563	5.966	33.569
	204	1	44.512	8.534	0.000	47.660
	205	1	29.779	5.265	0.000	32.352
	301	1	30.544	4.599	3.968	34.091
	302	1	30.580	4.599	3.967	32.696
	303	1	32.651	2.925	3.847	32.351
	304	1	32.509	2.925	3.847	34.092
	305	1	44.531	8.534	0.000	47.660
	401	1	29.959	4.660	0.000	32.695
	402	1	31.879	2.925	0.000	34.092
	403	1	31.896	3.563	5.966	33.569
	404	1	29.779	5.265	0.000	32.352
	405	1	44.512	8.534	0.000	47.660
TOTAL		28	1047.28	107.804	54.218	1078.444

BUILDING-3					
TENEMENT STATEMENT					
WING NUMBER	FLAT NUMBER	UNITS	Carpet Area IN SQM.	CANTILEVERED BALCONY AREA	TERRACE AREA (SQM.)	BUILT-UP AREA (SQM.)
C	101	1	32.255	6.640	0.000	34.620
	102	1	20.782	5.228	0.000	22.743
	103	1	30.529	6.888	0.000	33.646
	104	1	31.884	3.908	3.847	33.289
	105	1	32.507	2.858	3.848	34.457
	201	1	31.896	2.813	6.090	34.506
	202	1	44.784	9.778	0.000	47.660
	203	1	44.784	9.728	0.000	47.667
	204	1	20.782	5.228	0.000	22.743
	205	1	44.784	9.728	0.000	47.667
	301	1	31.884	3.908	3.847	33.289
	302	1	32.507	2.858	3.848	34.457
	303	1	31.896	2.813	6.090	34.506
	304	1	44.784	9.728	0.000	47.660
	305	1	44.784	9.728	0.000	47.667
	306	1	20.782	5.228	0.000	22.743
	401	1	29.719	6.888	0.000	32.389
	402	1	29.719	5.138	0.000	32.175
	403	1	31.896	2.813	5.966	33.569
	404	1	33.848	4.568	12.365	35.180
	405	1	33.848	4.568	12.365	35.180
	406	1	20.782	5.228	0.000	22.743
TOTAL		27	877.209	144.410	64.233	940.082

BUILDING-4					
TENEMENT STATEMENT					
WING NUMBER	FLAT NUMBER	UNITS	Carpet Area IN SQM.	CANTILEVERED BALCONY AREA	TERRACE AREA (SQM.)	BUILT-UP AREA (SQM.)
D	1	1	20.879	2.925	0.000	34.092
	2	1	29.314	5.808	0.000	32.345
	3	1	29.314	3.900	0.000	32.345
	4	1	29.995	6.000	0.000	33.915
	5	1	31.081	6.000	0.000	36.513
TOTAL		5	141.99	24.633	0.000	157.302
E	101	1	30.266	3.980	3.967	31.991
	102	1	30.266	3.980	3.967	32.411
	103	1	34.832	8.040	3.847	37.623
	104	1	32.532	2.925	3.847	34.691
	201	1	29.861	3.899	0.000	32.696
	202	1	34.210	8.000	0.000	37.623
	203	1	31.901	2.925	0.000	33.909
	301	1	30.266	3.980	3.967	31.991
	302	1	30.266	3.980	3.967	32.411
	303	1	34.832	8.040	3.847	37.623
	304	1	32.532	2.925	3.847	34.691
	401	1	29.778	3.899	0.000	32.696
	402	1	29.861	3.899	0.000	32.696
	403	1	34.210	8.000	0.000	37.623
	404	1	31.901	2.925	0.000	33.909
TOTAL		16	505.125	92.896	31.156	547.441
N	1	1	42.604	0.000	0.000	46.746
	2	1	45.424	0.000	0.000	50.822
TOTAL		2	88.028	0.000	0.000	96.788
H	101	1	42.031	2.925	3.697	44.643
	102	1	34.835	8.080	3.847	37.609
	103	1	31.902	3.563	5.044	34.506
	104	1	30.266	3.980	5.067	32.344
	105	1	43.142	9.086	3.821	45.857
	201	1	41.429	2.925	0.000	45.051
	202	1	34.211	8.080	0.000	37.609
	203	1	31.901	3.563	5.966	34.506
	204	1	29.778	3.900	0.000	32.344
	205	1	42.633	9.086	0.000	45.132
	301	1	42.031	2.925	3.697	44.643
	302	1	34.835	8.080	3.847	37.609
	303	1	31.902	3.563	5.044	34.506
	304	1	30.266	3.980	5.067	32.344
	305	1	43.142	9.086	3.821	45.857
	401	1	41.429	2.925	0.000	45.051
	402	1	34.211	8.080	0.000	37.609
	403	1	31.901	3.563	5.966	34.506
	404	1	29.778	3.900	0.000	32.344
	405	1	42.633	9.086	0.000	45.132
TOTAL		28	1114.35	77.894	54.218	778.644

BUILDING-5					
TENEMENT STATEMENT					
WING NUMBER	FLAT NUMBER	UNITS	Carpet Area IN SQM.	CANTILEVERED BALCONY AREA	TERRACE AREA (SQM.)	BUILT-UP AREA (SQM.)
I	1	1	20.298	4.950	0.000	22.742
	2	1	29.314	0.000	0.000	32.345
	3	1	29.314	3.900	0.000	32.345
	4	1	29.995	0.000	0.000	33.915
	5	1	31.081	0.000	0.000	36.513
TOTAL		5	141.99	8.850	0.000	157.860
J	101	1	32.509	2.925	3.847	34.091
	102	1	30.266	3.980	3.967	32.345
	103	1	30.266	3.980	3.967	32.411
	104	1	31.897	3.563	5.764	34.506
	105	1	32.509	2.925	3.847	34.691
	106	1	32.509	2.925	3.847	34.691
	201	1	20.702	4.950	0.000	22.742
	202	1	29.778	3.900	0.000	32.345
	203	1	29.778	3.900	0.000	32.345
	204	1	31.896	3.563	5.966	34.293
	205	1	31.879	2.925	0.000	34.091
	206	1	31.879	2.925	0.000	34.091
	301	1	20.708	4.950	0.000	22.742
	302	1	30.266	3.980	3.967	32.345
	303	1	30.266	3.980	3.967	32.345
	304	1	31.897	3.563	5.764	34.293
	305	1	32.509	2.925	3.847	34.091
	306	1	32.509	2.925	3.847	34.091
	401	1	20.704	4.950	0.000	22.742
	402	1	21.348	0.000	0.900	23.420
	403	1	21.348	0.000	0.910	23.420
	404	1	23.598	4.500	7.155	25.880
	405	1	29.719	5.265	0.000	32.352
	406	1	29.719	5.265	0.000	32.352
TOTAL		48	1137.38	172.935	147.446	1466.868

BUILDING-6					
TENEMENT STATEMENT					
WING NUMBER	FLAT NUMBER	UNITS	Carpet Area IN SQM.	CANTILEVERED BALCONY AREA	TERRACE AREA (SQM.)	BUILT-UP AREA (SQM.)
K	1	1	33.081	0.000	0.000	36.517
	2	1	33.081	0.000	0.000	36.704
	3	1	33.699	0.000	0.000	37.052
	4	1	33.699	0.000	0.000	37.052
TOTAL		4	133.56	0.000	0.000	146.313
I & K	101	1	32.509	2.925	3.847	34.091
	102	1	32.509	2.925	3.847	34.092
	103	1	32.509	2.925	3.847	34.293
	104	1	30.267	3.900	3.968	32.345
	105	1	44.531	8.534	0.000	47.660
	201	1	31.879	2.925	0.000	34.092
	202	1	31.879	2.925	0.000	34.092
	203	1	31.896	3.563	5.966	34.293
	204	1	29.779	3.900	0.000	32.345
	205	1	44.512	8.534	0.000	47.660
	206	1	20.703	5.220	0.000	22.742
	301	1	32.509	2.925	3.847	34.091
	302	1	32.509	2.925	3.847	34.092
	303	1	31.896	3.563	5.764	34.293
	304	1	30.267	3.900	3.968	32.345
	305	1	44.531	8.534	0.000	47.660
	306	1	20.702	5.220	0.000	22.742
	401	1	29.719	5.265	0.000	32.352
	402	1	29.719	5.265	0.000	32.360
	403	1	23.598	4.500	7.155	25.883
	404	1	29.779	3.900	0.000	32.345
	405	1	32.507	4.640	12.890	34.709
	406	1	20.702	5.220	0.000	22.742
TOTAL		48	1480.42	219.079	121.726	1598.795

BUILDING-7					
TENEMENT STATEMENT					
WING NUMBER	FLAT NUMBER	UNITS	Carpet Area IN SQM.	CANTILEVERED BALCONY AREA	TERRACE AREA (SQM.)	BUILT-UP AREA (SQM.)
M	1	1	33.104	0.000	0.000	36.516
	2	1	33.104	0.000	0.000	36.516
TOTAL		2	66.208	0.000	0.000	73.377
N	101	1	30.266	3.980	3.967	31.991
	102	1	30.266	3.980	3.967	32.411
	103	1	34.832	8.040	3.847	37.623
	104	1	32.532	2.925	3.847	34.691
	201	1	29.778	3.899	0.000	32.696
	202	1	29.861	3.899	0.000	32.696
	203	1	34.210	8.000	0.000	37.623
	204	1	31.

RECYCLED FLUSHING WATER TANK REQUIRMENT

BUILDING	DESCRIPTION	POPU-LATION PER UNIT	TOTAL POPU-LATION (APPROX)	COLD WATER REQUIREMENT DOMASTIC (A) LPCD	COLD WATER REQUIREMENT DOMASTIC (A) LPD	% FLOW TO STP DOMESTIC 85% LPD	COLD WATER REQUIREMENT FLUSHING (B) LPCD	COLD WATER REQUIREMENT FLUSHING (B) LPD	% FLOW TO STP FLUSHING 100% LPD	TOTAL FLOW TO STP		TOTAL PROVIDED RECYCLED FLUSHING WATER TANK
1,& 2	FLATS (90)	5	495	135	66825	57443.85	54	26730	27486	84929.85	TANK 01	80000
ADD. TOILET	6			126	756		126	756				
3	FLATS (40)	5	425	135	57375	55087.65	54	22950	30384	85471.65	TANK 02	77000
ADD. TOILET	8			126	1008		126	1008				
CON. SHOP TOI.	17	3	51	126	6426		126	6426				
4	FLATS (46)	5	230	135	31050	27035.10	54	12420	13176	40211.10		
ADD. TOILET	6			126	756		126	756				
5 & 6	FLATS (114)	5	570	135	76950	66050.10	54	30780	31536	97586.10	TANK 03	88000
ADD. TOILET	6			126	756		126	756				
EXTRA TANK PROVIDED											TANK 04	80000
7 & 8	FLATS (61)	5	305	135	41175	34998.75	54	16470	16470	51468.75	TANK 05	72000
TOTAL						240615.45			119052	359667.45		397000
NOTE -85% WATER WILL BE TREATED AND PROVIDE TO RRECYCLED FLUSHING WATER TANK								359667.45	85%	305717	=	397000

UG TANK REQUIRED

BUILDING	TOTAL FLATS	REQUIRED DOMESTIC 135 LTRS.	ADDITIONAL TOILET	TOTAL DOMESTIC LITRES (RES.)
1	54	135 x 54 x 5	6 X 126	37206
2	45	135 x 45 x 5	0 X 126	30375
3	40	135 x 54 x 5	7 X 126	27882
4	46	135 x 45 x 5	7X 126	31932
5	57	135 x 57 x 5	0 X 126	38475
6	57	135 x 57 x 5	0 X 126	38475
7	40	135 x 40 x 5	3 X 126	27378
8	21	135 x 21 x 5	3 X 126	14553
TOTAL REQUIREMENT				246276
U.G.WATER TANK-1	SIZE-5.00X3.00X1.50			CAPACITY-22500 LTRS
U.G.WATER TANK-2	SIZE-20.00X3.00X3.50			CAPACITY-210000 LTRS
U.G.WATER TANK-3	SIZE-4.00X3.00X1.20			CAPACITY-12000 LTRS
TOTAL PRAPOSED				246900

PROPOSED O.H. WATER TANK		
WING-A	SIZE- 4.40X2.50X1.20	CAPACITY-13,200 LTRS
WING-B	SIZE- 4.40X2.50X1.20	CAPACITY-13,200 LTRS
TOTAL		26,400
PROPOSED O.H. WATER TANK		
WING-C	SIZE- 4.40X2.50X1.20	CAPACITY-13,200 LTRS
WING-D	SIZE- 4.40X2.50X1.20	CAPACITY-13,200 LTRS
TOTAL		26,400
PROPOSED O.H. WATER TANK		
WING-E	SIZE- 4.40X2.50X1.20	CAPACITY-13,200 LTRS
WING-F	SIZE- 4.40X2.50X1.20	CAPACITY-13,200 LTRS
TOTAL		26,400
PROPOSED O.H. WATER TANK		
WING-G	SIZE- 4.40X2.50X1.20	CAPACITY-13,200 LTRS
WING-H	SIZE- 4.40X2.50X1.20	CAPACITY-13,200 LTRS
TOTAL		26,400
PROPOSED O.H. WATER TANK		
WING-I	SIZE- 4.40X2.50X1.20	CAPACITY-13,200 LTRS
WING-J	SIZE- 4.40X2.50X1.20	CAPACITY-13,200 LTRS
TOTAL		26,400
TOTAL PROVIDED WATER CAPACITY		
PROPOSED O.H. WATER TANK		
WING-K	SIZE- 4.40X2.50X1.20	CAPACITY-13,200 LTRS
TOTAL		13,200
PROPOSED O.H. WATER TANK		
WING-L	SIZE- 4.40X2.50X1.20	CAPACITY-13,200 LTRS
WING-M	SIZE- 4.40X2.50X1.20	CAPACITY-13,200 LTRS
TOTAL		26,400
PROPOSED O.H. WATER TANK		
WING-N	SIZE- 4.40X2.50X1.20	CAPACITY-13,200 LTRS
WING-O	SIZE- 4.40X2.50X1.20	CAPACITY-13,200 LTRS
TOTAL		26,400
TOTAL PROVIDED O.H WATER CAPACITY		1,98,000

UG TANK REQUIRED

BUILDING	TOTAL FLATS	REQUIRED DOMESTIC 135 LTRS.	ADDITIONAL TOILET	TOTAL DOMESTIC LITRES (RES.)
1	54	135 x 54 x 5	6 X 126	37206
2	45	135 x 45 x 5	0 X 126	30375
3	40	135 x 54 x 5	7 X 126	27882
4	46	135 x 45 x 5	7X 126	31932
5	57	135 x 57 x 5	0 X 126	38475
6	57	135 x 57 x 5	0 X 126	38475
7	40	135 x 40 x 5	3 X 126	27378
8	21	135 x 21 x 5	3 X 126	14553
TOTAL REQUIREMENT				246276
U.G.WATER TANK-1	SIZE-5.00X3.00X1.50			CAPACITY-22500 LTRS
U.G.WATER TANK-2	SIZE-20.00X3.00X3.50			CAPACITY-210000 LTRS
U.G.WATER TANK-3	SIZE-4.00X3.00X1.20			CAPACITY-12000 LTRS
TOTAL PRAPOSED				246900

STP CALCULATION	LTRS
TOTAL FLOW OF DOMESTIC	246900
TOTAL FLOW OF FLUSHING WATER	359667.45
TOTAL FLOW TOWARDS STP	606567.45
TOTAL PRAPOSED STP	2000000 LTRS

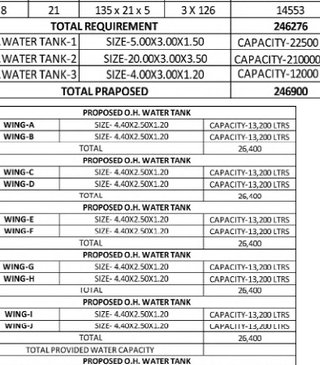

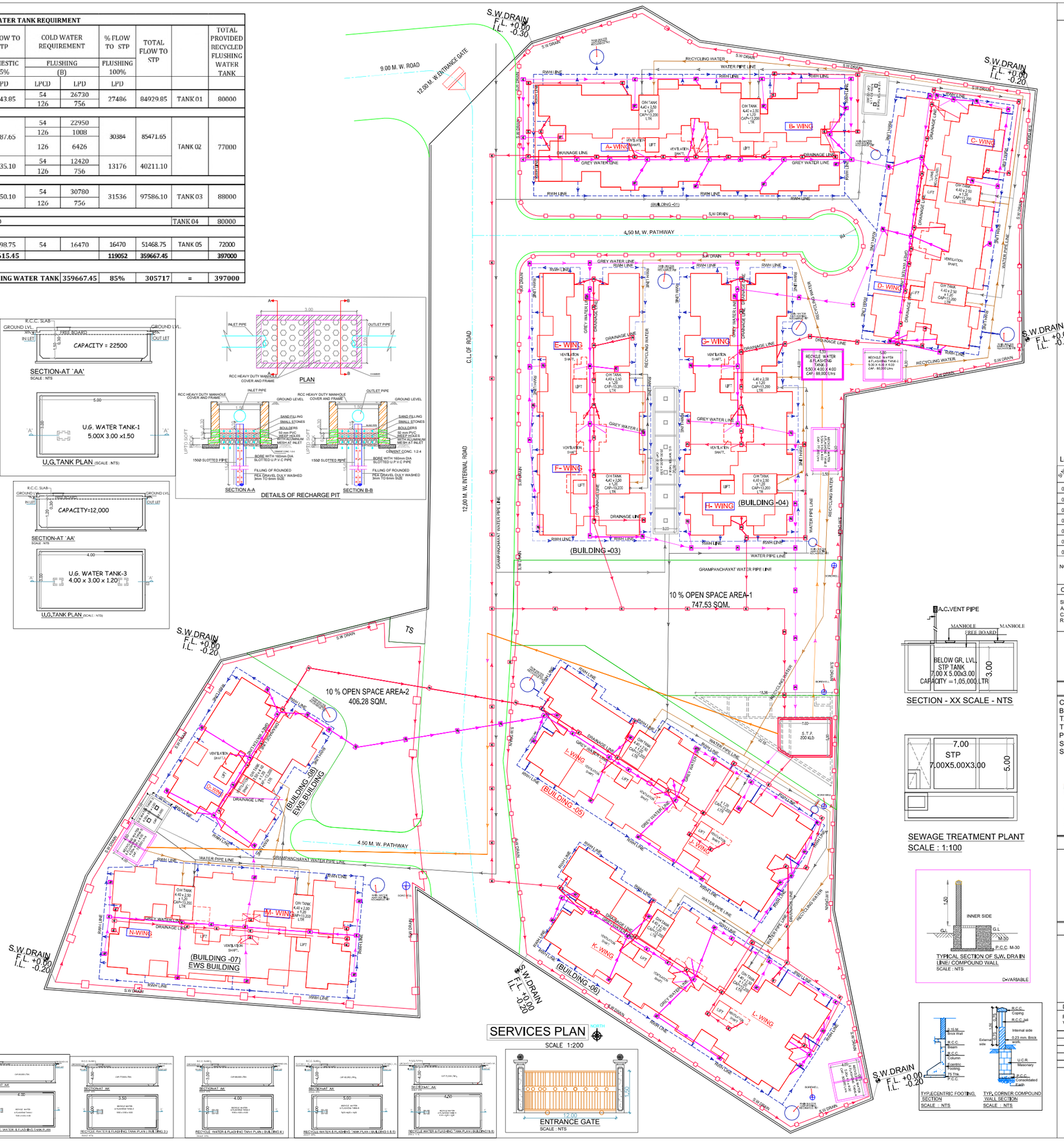

STAMP OF APPROVAL 2/17

AS BUILT DRAWING APPROVED
Subject to the condition mentioned in this office letter no CIDCO/NAINA/Panvel/Vihighar/BP-00063/OC/Full/2022/0149 Dated 20 Jan 2022

RAJA BHAGUJI WAGHMARE
Digitally signed by RAJA BHAGUJI WAGHMARE
Date: 2022.01.20 17:55:19 +05'30'

Legend :-

S.No	Item	Site Plan On White Print	Building Plan On White Print
01.	Plot Line		
02.	Existing Street		
03.	Marginal Open Space	NO COLOUR	
04.	Drainage & Sewerage Work		
05.	Water Supply Work		
06.	RWH Line		
07.	Proposed Work		

NOTE:•
- ALL DIMENSIONS ARE IN METERS.
- INTERNAL WALL THICKNESS 0.10 M.
- EXTERNAL WALL THICKNESS 0.15 M.

CONTENT OF THE SHEET

SERVICES PLAN , U/G TANK PLAN ,U/G TANK SECTION , U/G TANK AREAS CALCULATION, SEPTIC TANK & SECTION , SEPTIC TANK AREA CALCULATION ,COMPOUND WALL SECTION ,ENTRANCE GATE, R.O.H. DRAIN SECTION.

CERTIFICATE OF AREA

CERTIFIED THAT I/WE HAVE SURVEYED THE PLOT BEARING G.NO. 100 /5 B, AT VILLAGE - VIHIGHAR , TAL. - PANVEL , DIST. - RAIGAD. ON 20-09-2016 AND THAT THE DIMENSIONS OF THE SIDES ETC. OF THE PLOT STATED ON THE PLAN ARE AS MEASURED ON SITE AND AREA SO WORKED OUT IS 11630.545 SQUARE METERS.

Prayag Builders & Developers
Partner
MR. PRADEEP K. BHOPI
(SIGNATURE OF OWNERS)

AR.SWAPNIL KALYANKAR
(SIGNATURE OF ARCHITECT)

NAVI MUMBAI

NAME & SIGNATURES OF THE OWNERS

Prayag Builders & Developers
Partner
M/s. Prayag Builders & Devlopers through MR. PRADEEP K. BHOPI
(SIGNATURE OF OWNERS)

NAME & SIGNATURE OF ARCHITECT

AR.SWAPNIL KALYANKAR
(REG. NO.- CA/2010/47491)

DESCRIPTION OF PROPOSAL & PROPERTY

PROPOSED DEVLOPMENT PERMISSION ON G.NO. 100 / 5 / B AT VILLAGE - VIHIGHAR, TAL. - PANVEL , DIST. - RAIGAD.

JOB NO.	
DWG. NO.	
DATE	29.10.2021
SCALE	1: 100 , 1:200,1: 500,1: 5000, N.T.S.
CHKD BY	SWAPNIL KALYANKAR

SKA
SWAPNIL KALYANKAR ARCHITECTS
Swapnil Kalyankar | +91 - 99875 86001
OFFICE : SIDDHANT MARKET,D - WING, 2ND FLOOR,OPP.B/P OFFICE,PANVEL • 410 206.
EMAIL : skaplanners@gmail.com

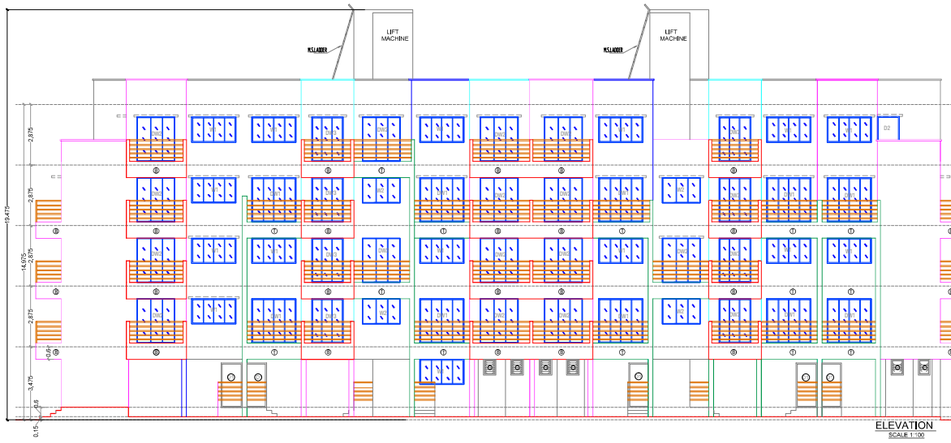

ELEVATION
SCALE 1:100

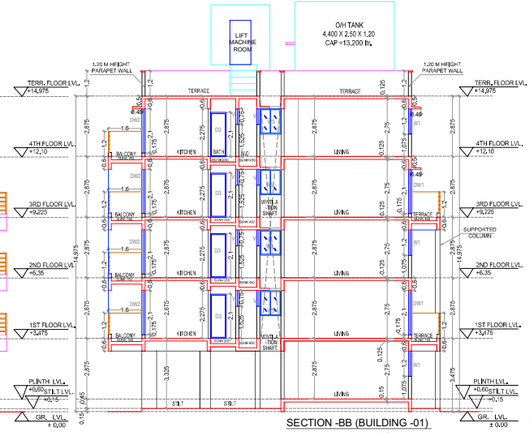

SECTION -BB (BUILDING -01)
SCALE 1:100

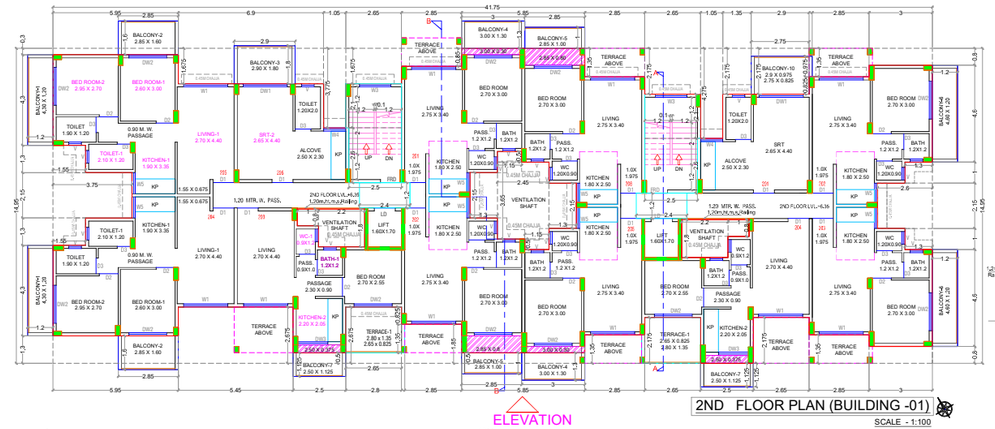

2ND FLOOR PLAN (BUILDING -01)
SCALE - 1:100

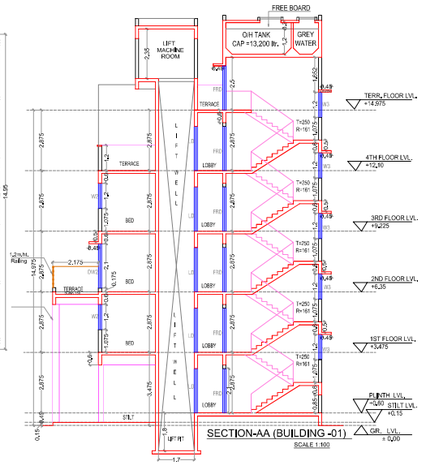

SECTION-AA (BUILDING -01)
SCALE 1:100

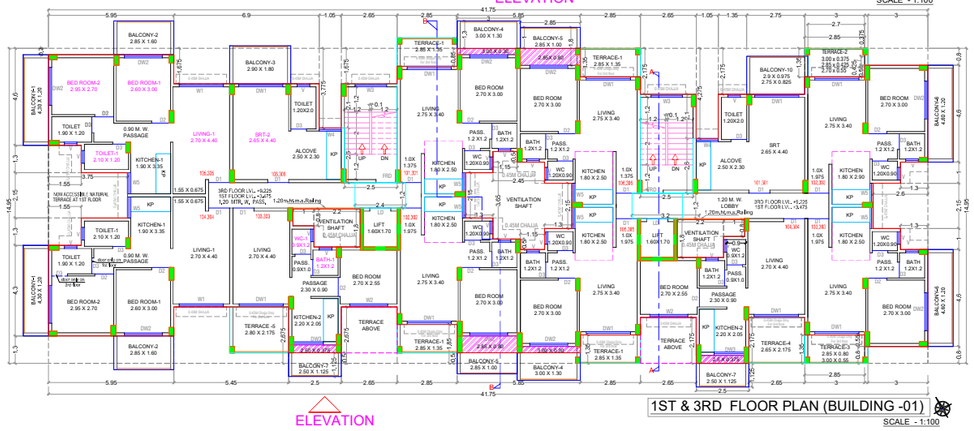

1ST & 3RD FLOOR PLAN (BUILDING -01)
SCALE - 1:100

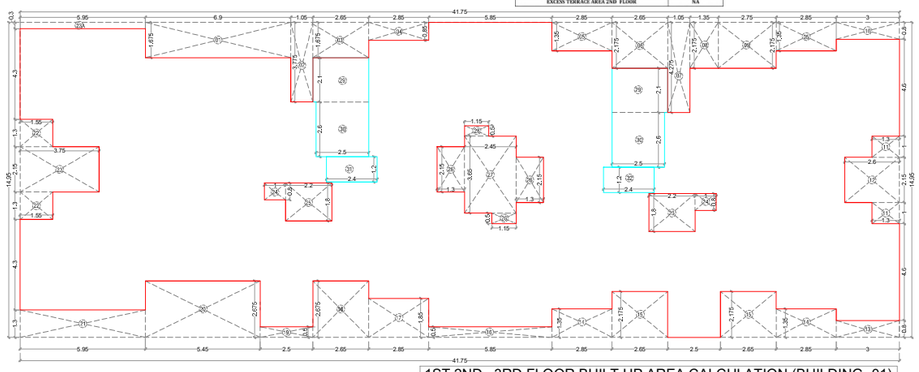

1ST,2ND , 3RD FLOOR BUILT UP AREA CALCULATION (BUILDING -01)
SCALE - 1:100

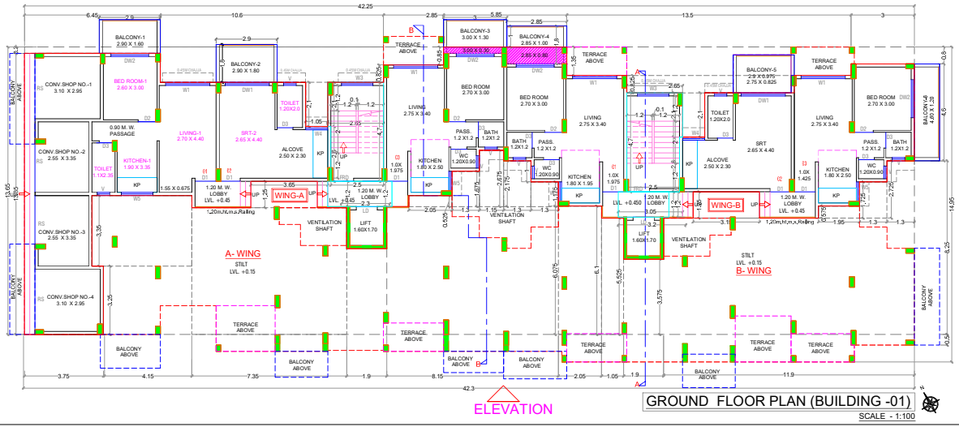

GROUND FLOOR PLAN (BUILDING -01)
SCALE - 1:100

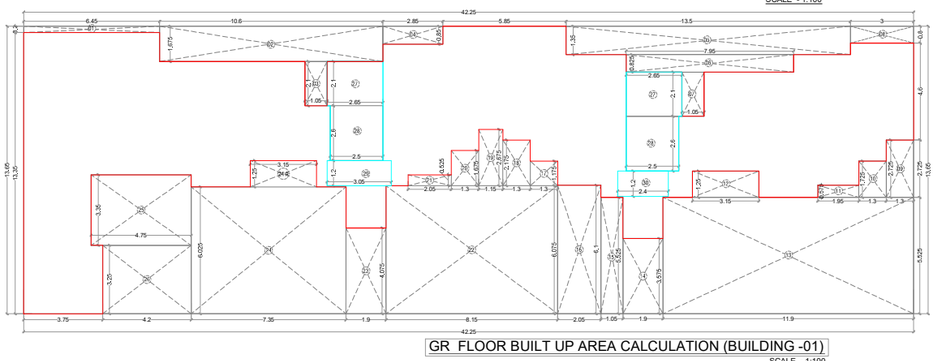

GR FLOOR BUILT UP AREA CALCULATION (BUILDING -01)
SCALE - 1:100

BUILDING-1

GROUND FLOOR BUILT UP AREA CALCULATION

Block Description	Number of blocks	Length (meter)	Breath (meter)		Area (sqm.)
1	1	42.25	13.650	=	576.713
SUBTOTAL : A				=	576.713
DEDUCTION					
1	1	6.45	0.300	=	1.935
2	1	18.60	1.675	=	17.755
3	1	1.85	2.100	=	2.205
4	1	2.85	0.850	=	2.423
5	1	13.50	1.350	=	18.225
6	1	7.95	0.825	=	6.559
7	1	1.85	2.100	=	2.205
8	1	3.80	0.800	=	2.400
9	1	1.30	2.725	=	3.543
10	1	1.30	1.725	=	2.243
11	1	1.95	0.575	=	1.121
12	1	3.15	1.250	=	3.938
13	1	11.50	2.925	=	33.638
14	1	1.90	3.575	=	6.793
15	1	1.85	2.525	=	5.091
16	1	2.85	6.100	=	12.505
17	1	1.30	1.175	=	1.528
18	1	1.30	2.175	=	2.828
19	1	1.15	2.675	=	3.076
20	1	1.30	1.675	=	2.178
21	1	2.85	0.525	=	1.076
22	1	8.15	6.075	=	49.511
23	1	1.90	4.075	=	7.743
24	1	7.35	6.025	=	44.284
24 A	1	3.15	1.250	=	3.938
25	1	4.75	1.350	=	6.413
26	1	4.20	3.250	=	13.650
27	2	2.65	2.100	=	11.130
28	2	2.50	2.600	=	13.000
29	2	2.65	2.100	=	11.130
30	2	2.500	2.600	=	13.000
31	1	2.400	1.200	=	2.880
32	1	2.400	1.200	=	2.880
SUBTOTAL : B				=	331.789
NET BUILT UP AREA = (SUBTOTAL : A) - (SUBTOTAL :B)				=	244.924

BALCONY AREA STATEMENT

GROUND FLOOR

BALCONY TYPE	LENGTH (METER)	BREATH (METER)	TOTAL	NUMBER OF BALCONY	AREA IN SQM. PARTLY ENCLOSED	OPEN	ENCLOSED
OPEN B1	2.900	1.60	4.640	1	0.000	4.640	0.000
OPEN B2	2.90	1.80	5.220	1	0.000	5.220	0.000
OPEN B3	3.000	1.30	3.900	1	0.000	3.900	0.000
OPEN B4	2.850	1.80	2.850	1	0.000	2.850	0.000
OPEN B5	2.900	0.975	2.828	1	0.000	2.828	0.000
	2.750	0.825	2.269		0.000	2.269	0.000
OPEN B6	4.600	1.20	5.520	1	0.000	5.520	0.000
			SUBTOTAL	6	0.000	27.226	0.000
TOTAL PROPOSED BALCONY AREA PER FLOOR						27.226	
NET BUILT UP AREA OF FLOOR						244.924	
PERMISSIBLE BALCONY AREA PER FLOOR = (NET BUILT UP AREA X 15 %.						36.739	
BALANCE BALCONY AREA PER FLOOR, IF ANY						9.512	
EXCESS BALCONY AREA PER FLOOR,IF ANY						NA	

TERRACE AREA STATEMENT

1ST & 3RD FLOOR

TERRACE TYPE	LENGTH (METER)	BREATH (METER)	TOTAL	NUMBER OF TERRACE	AREA IN SQM.
T1	2.850	1.350	3.848	4	15.390
T2	3.800	0.375	1.125	1	1.125
	2.850	0.425	1.211		1.211
T3	2.750	0.550	1.485	1	1.485
	3.800	0.800	2.400		2.400
	2.850	0.550	1.568		1.568
T4	2.650	2.175	5.764	1	5.764
T5	2.800	2.175	6.090	1	6.090
SUBTOTAL				8	35.033
TOTAL PROPOSED TERRACE AREA EACH 1ST & 3RD FLOOR					15.390
NET BUILT UP AREA OF PER FLOOR					434.083
PERMISSIBLE BALCONY AREA OF PER FLOOR = (NET BUILT UP AREA) X20 %					86.977
BALANCE TERRACE AREA EACH 1ST & 3RD FLOOR					71.587
EXCESS TERRACE AREA EACH 1ST & 3RD FLOOR					NA

2ND FLOOR

TERRACE TYPE	LENGTH (METER)	BREATH (METER)	TOTAL	NUMBER OF TERRACE	AREA IN SQM.
T1	2.650	0.825	2.186	2	4.373
	2.800	1.350	3.780		7.560
SUBTOTAL				2	11.933
TOTAL PROPOSED TERRACE AREA 2ND FLOOR					11.933
NET BUILT UP AREA OF PER FLOOR					434.083
PERMISSIBLE BALCONY AREA OF PER FLOOR = (NET BUILT UP AREA) X20 %					86.977
BALANCE TERRACE AREA 2ND FLOOR					75.044
EXCESS TERRACE AREA 2ND FLOOR					NA

BUILDING-1

1ST ,2ND & 3RD FLOOR BUILT UP AREA CALCULATION

Block Description	Number of blocks	Length (meter)	Breath (meter)		Area (sqm.)
1	1	41.750	14.950	=	624.163
SUBTOTAL : A				=	624.163
DEDUCTION					
1	1	6.900	1.675	=	11.558
2	1	1.050	3.775	=	3.964
3	1	2.650	1.675	=	4.439
4	1	2.850	0.850	=	2.423
5	2	2.850	1.350	=	7.695
6	1	2.650	2.175	=	5.764
7	1	1.050	4.275	=	4.489
8	1	1.350	2.175	=	2.936
9	1	2.750	2.175	=	5.981
10	1	3.000	0.800	=	2.400
11	2	1.300	1.000	=	2.600
12	1	2.600	2.150	=	5.590
13	1	3.000	0.800	=	2.400
14	2	2.850	1.350	=	7.695
15	2	2.650	2.175	=	11.528
16	1	5.850	0.500	=	2.925
17	1	2.850	1.850	=	5.273
18	1	2.650	2.675	=	7.089
19	1	2.500	0.500	=	1.250
20	1	5.450	2.675	=	14.579
21	1	5.950	1.300	=	7.735
22	2	1.550	1.300	=	4.030
23	1	3.750	2.150	=	8.063
23A	1	5.950	0.300	=	1.785
24	2	1.000	0.800	=	1.600
25	2	2.200	1.800	=	7.920
26	2	1.300	2.150	=	5.590
27	1	2.450	3.650	=	8.943
28	2	1.150	0.500	=	1.150
29	2	2.650	2.100	=	11.130
30	2	2.500	2.600	=	13.000
31	1	2.400	1.200	=	2.880
32	1	2.400	1.200	=	2.880
SUBTOTAL : B				=	189.280
NET BUILT UP AREA (C) = (SUBTOTAL : A) - (SUBTOTAL :B)				=	434.883

BALCONY AREA STATEMENT

1ST ,2ND & 3RD FLOOR

BALCONY TYPE	LENGTH (METER)	BREATH (METER)	TOTAL	NUMBER OF BALCONY	AREA IN SQM. PARTLY ENCLOSED	OPEN	ENCLOSED
OPEN B1	2.900	1.60	4.640	4	0.000	18.560	0.000
OPEN B2	2.850	1.600	4.560	2	0.000	9.120	0.000
OPEN B3	2.900	1.800	5.220	1	0.000	5.220	0.000
OPEN B4	3.000	1.300	3.900	2	0.000	7.800	0.000
OPEN B5	2.850	1.000	2.850	2	0.000	5.700	0.000
OPEN B6	4.600	1.200	5.520	2	0.000	11.040	0.000
OPEN B7	2.500	1.125	2.813	2	0.000	5.625	0.000
OPEN B9	2.900	0.975	2.828	1	0.000	2.828	0.000
	2.750	0.825	2.269		0.000	2.269	0.000
SUBTOTAL				14	0.000	59.921	0.000
TOTAL PROPOSED BALCONY AREA PER FLOOR						59.921	
NET BUILT UP AREA OF FLOOR						434.083	
PERMISSIBLE BALCONY AREA PER FLOOR = (NET BUILT UP AREA) X 15 %.						65.232	
BALANCE BALCONY AREA PER FLOOR, IF ANY						5.311	
EXCESS BALCONY AREA PER FLOOR,IF ANY						NA	

TERRACE AREA STATEMENT

1ST & 3RD FLOOR

TERRACE TYPE	LENGTH (METER)	BREATH (METER)	TOTAL	NUMBER OF TERRACE	AREA IN SQM.
T1	2.650	1.350	3.848	4	15.390
T2	3.800	0.375	1.125	1	1.125
	2.850	0.425	1.211		1.211
T3	2.750	0.550	1.485	1	1.485
	3.800	0.800	2.400		2.400
	2.850	0.550	1.568		1.568
T4	2.650	2.175	5.764	1	5.764
T5	2.800	2.175	6.090	1	6.090
SUBTOTAL				8	35.033
TOTAL PROPOSED TERRACE AREA EACH 1ST & 3RD FLOOR					15.390
NET BUILT UP AREA OF PER FLOOR					434.083
PERMISSIBLE BALCONY AREA OF PER FLOOR = (NET BUILT UP AREA) X20 %					86.977
BALANCE TERRACE AREA EACH 1ST & 3RD FLOOR					71.587
EXCESS TERRACE AREA EACH 1ST & 3RD FLOOR					NA

SCHEDULE OF DOORS & WINDOWS

TYPE	SIZE IN MM		AREA IN	DESCRIPTION	SILL LVL
D	L	B			
D1	1	X	2.1	2.1	DOOR
D2	0.9	X	2.1	1.89	T.W. PANEL DOOR
D3	0.75	X	2.1	1.575	T.W. PANEL DOOR
PWD1	3.1	X	2.1	6.51	AL. SLIDING FRENCH WINDOW
PWD2	1.8	X	2.1	3.78	AL. SLIDING FRENCH WINDOW
PWD3	1.5	X	2.1	3.15	AL. SLIDING FRENCH WINDOW
W1	2.1	X	1.2	2.52	AL. SLIDING WINDOW
W2	1.8	X	1.2	2.16	AL. SLIDING WINDOW
W3	1.5	X	1.2	1.8	AL. SLIDING WINDOW
W4	1.05	X	1.2	1.26	AL. SLIDING WINDOW
W5	1	X	1.2	1.2	AL. SLIDING WINDOW
V	0.6	X	0.75	0.45	AL.LOUVERD WINDOW

LIGHT & VENTILATION STATEMENT (BLD-1)

ROOM	CARPET	LIG.REQD.	TYPE	AREA IN SQM.	SILL LVL
LIVING-1	12.55	2.15	W1	2.52	1.1
MULTI- PURPOSE ROOM-2	11.66	1.94	DW1	4.41	0.2
BED-1	7.80	1.30	DW2	3.78	0.2
BED-2	7.57	1.13	DW2	3.78	0.2
KITCHEN-1	6.57	1.06	W5	1.2	1.1
KITCHEN-2	4.51	0.75	DW3	3.15	0.2
TOILET	2.52	0.42	V	0.45	1.55
BATH	1.44	0.24	V	0.45	1.55
W.C.	1.08	0.18	V	0.45	1.55

STAMP OF APPROVAL 3/17

BUILDING NO.1

AS BUILT DRAWING APPROVED
Subject to the condition mentioned in this office letter no CIDCO/NAINA/Panvel/Vihighar/BP-00063/CC/Full/2022/0149 Dated 20 Jan 2022

RAJA BHAGUJI WAGHMARE
Digitally signed by RAJA BHAGUJI WAGHMARE
Date: 2022.01.20 17:56:00 +05'30'

KEY PLAN
SCALE - NTS

NOTE:
- ALL DIMENSIONS ARE IN METERS.
- INTERNAL WALL THICKNESS 0.10 M.
- EXTERNAL WALL THICKNESS 0.15 M.

CONTENT OF THE SHEET

GR , 1ST , 2ND, 3RD & 4th FLOOR PLAN , AREA DIAGRAM & CALCULATION , TERRACE FLOOR PLAN, SECTION AA & BB, ELEVATION OF (BUILDING -01).

M/s. Prayag Builders & Devlopers through
Prayag Builders & Devlopers
Partner
1) MR. PRADEEP KRUSHNA BHOPI
(Signature of OWNER)

(Signature of Architect.)

NAME OF THE OWNER

1) (MR. PRADEEP KRUSHNA BHOPI)

DESCRIPTION OF PROPOSAL & PROPERTY

Proposed Residential Building On Land Bearing Survey No. 100 / 5B , At Village - Vihighar, Tal- Panvel, Dist Raigad, Maharastra.

ARCHITECT NAME & SIGNATURE	
JOB NO.	
DWG. NO.	
DATE	29.10.2021
SCALE	1: 100 , N.T.S.
DRN BY	KISHOR THAKUR
CHKD BY	SWAPNIL KALYANKAR

SKA
SWAPNIL KALYANKAR ARCHITECTS
Swapnil Kalyankar | +91 - 99875 96061
OFFICE : SIDDHANT MARKET,D - WING, 2ND FLOOR,OPP.B.P. OFFICE,PANVEL - 410 206,
EMAIL : skaa@rediffmail.com

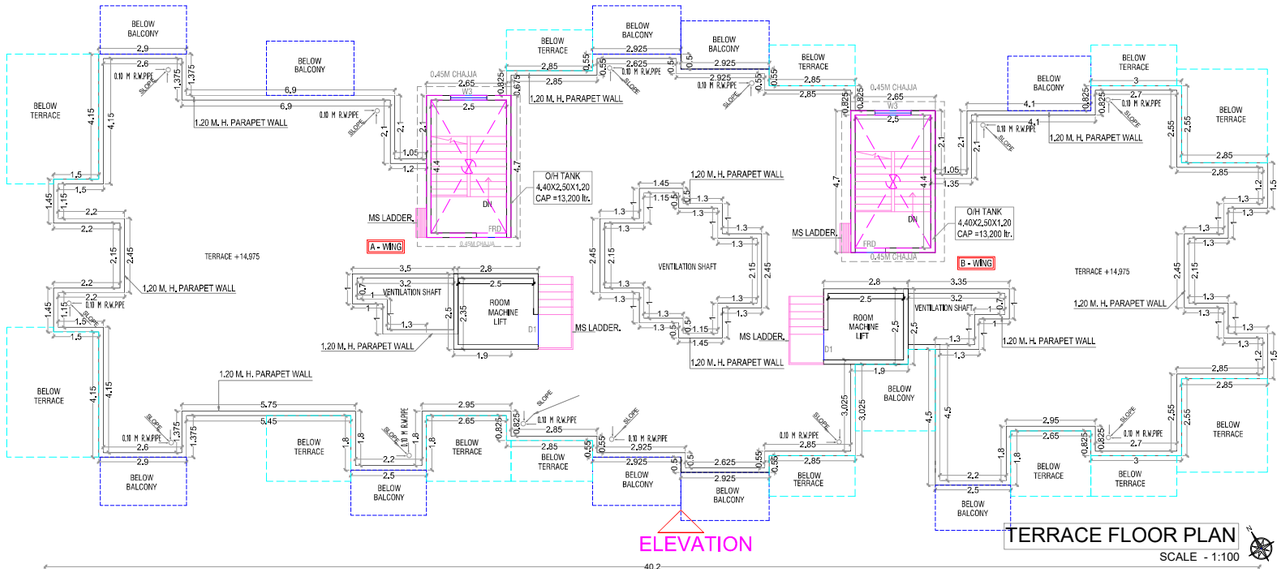

TERRACE FLOOR PLAN

SCALE - 1:100

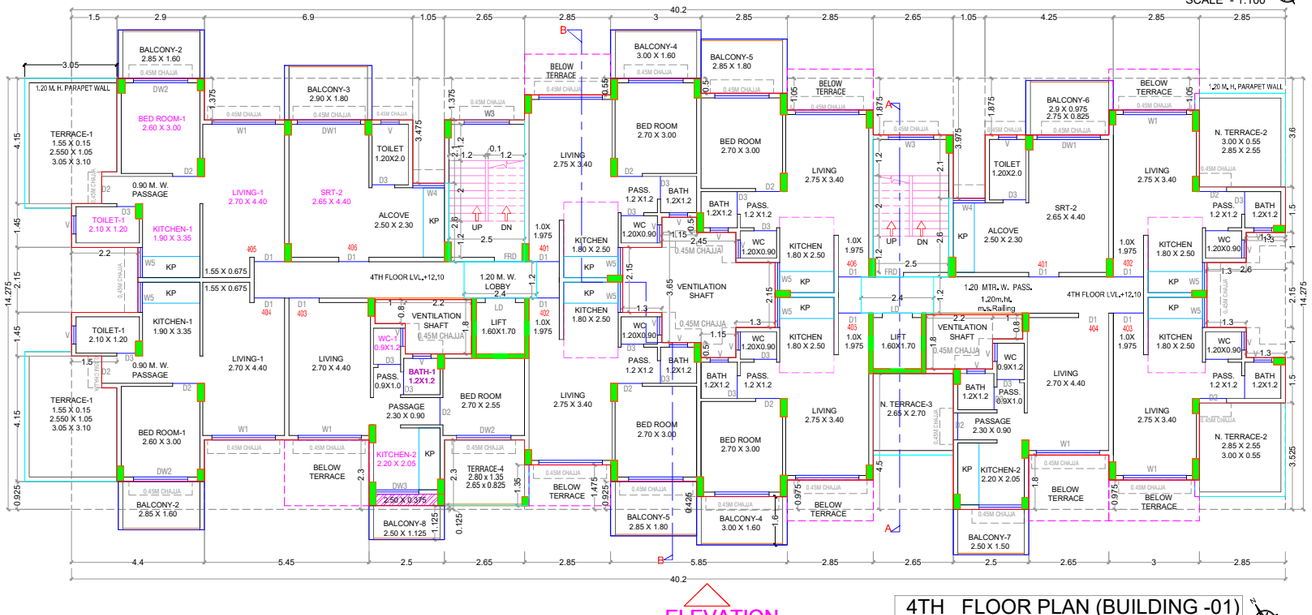

4TH FLOOR PLAN (BUILDING -01)

SCALE - 1:100

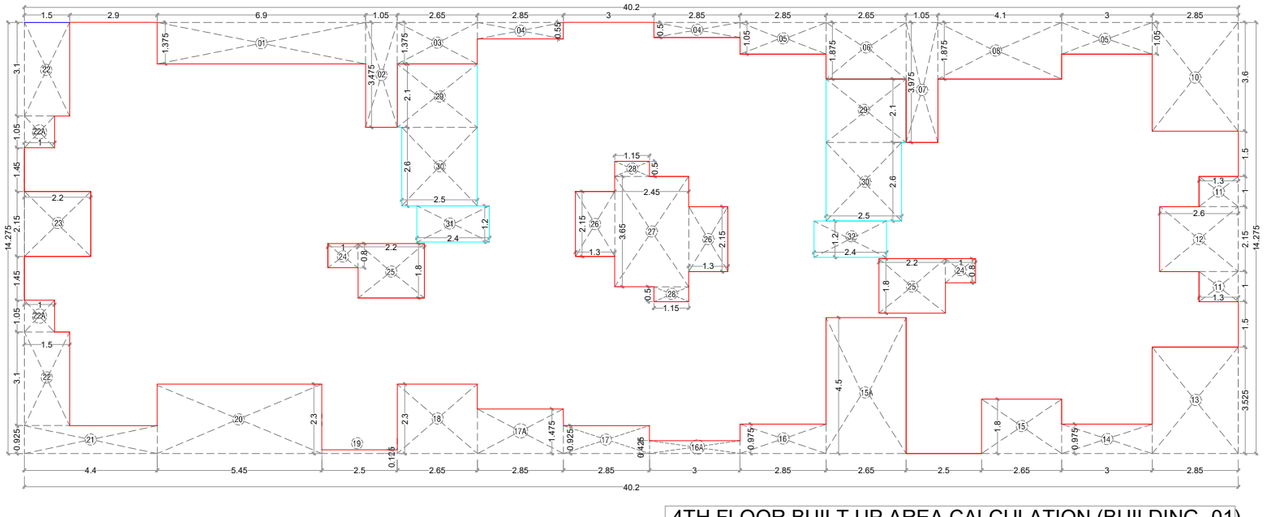

4TH FLOOR BUILT UP AREA CALCULATION (BUILDING -01)

SCALE - 1:100

BUILDING-1					
4th FLOOR BUILT UP AREA CALCULATION					
Block Description	Number of blocks	Length (meter)	Breath (meter)		Area (sqm.)
1	1	40.200	14.275	=	573.855
SUBTOTAL : A				=	573.855
DEDUCTION					
1	1	6.900	1.375	=	9.488
2	1	1.050	3.475	=	3.649
3	1	2.650	1.375	=	3.644
4	2	2.850	0.550	=	3.135
5	2	2.850	1.050	=	5.985
6	1	2.650	1.875	=	4.969
7	1	1.050	3.975	=	4.174
8	1	4.100	1.875	=	7.688
10	1	2.850	3.600	=	10.260
11	2	1.300	1.000	=	2.600
12	1	2.600	2.150	=	5.590
13	1	2.850	3.525	=	10.046
14	1	3.000	0.975	=	2.925
15	1	2.650	1.800	=	4.770
15 A	1	2.650	4.500	=	11.925
16	1	2.850	0.975	=	2.779
16 A	1	3.000	0.425	=	1.275
17	1	2.850	0.925	=	2.636
17A	1	2.850	1.475	=	4.204
18	1	2.650	2.300	=	6.095
19	1	2.500	0.125	=	0.313
20	1	5.450	2.300	=	12.535
21	1	4.400	0.925	=	4.070
22	2	1.500	3.100	=	9.300
22A	2	1.000	1.050	=	2.100
23	1	2.200	2.150	=	4.730
24	2	1.000	0.800	=	1.600
25	2	2.200	1.800	=	7.920
26	2	1.300	2.150	=	5.590
27	1	2.450	3.650	=	8.943
28	2	1.150	0.500	=	1.150
29	2	2.650	2.100	=	11.130
30	2	2.500	2.600	=	13.000
31	1	2.400	1.200	=	2.880
32	1	2.400	1.200	=	2.880
SUBTOTAL : B				=	195.975
NET BUILT UP AREA (C) = (SUBTOTAL : A) - (SUBTOTAL :B)				=	377.880

BALCONY AREA STATEMENT

4TH FLOOR

BALCONY TYPE	LENGTH (METER)	BREATH (METER)	TOTAL	NUMDER OF BALCONY	AREA IN SQM.		
					PARTLY ENCLOSED	OPEN	ENCLOSED
OPEN B2	2.850	1.600	4.560	2	0.000	9.120	0.000
OPEN B3	2.900	1.800	5.220	1	0.000	5.220	0.000
OPEN B4	3.000	1.600	4.800	2	0.000	9.600	0.000
OPEN B5	2.850	1.800	5.130	2	0.000	10.260	0.000
OPEN B6	2.900	0.975	2.828	1	0.000	2.828	0.000
	2.750	0.825	2.269		0.000	2.269	0.000
OPEN B7	2.500	1.500	3.750	1	0.000	3.750	0.000
OPEN B8	2.500	1.125	2.813	1	0.000	2.813	0.000
SUBTOTAL				10	0.000	45.859	0.000
TOTAL PROPOSED BALCONY AREA PER FLOOR						45.859	
NET BUILT UP AREA OF FLOOR						377.880	
PERMISSIBLE BALCONY AREA PER FLOOR = (NET BUILT UP AREA) X 15 %						56.682	
BALANCE BALCONY AREA PER FLOOR, IF ANY						10.823	
EXCESS BALCONY AREA PER FLOOR,IF ANY						NA	

TERRACE AREA STATEMENT

4TH FLOOR

TERRACE TYPE	LENGTH (METER)	BREATH (METER)	TOTAL	NUMBER OF TERRACE	AREA IN SQM.
T1	1.550	0.150	0.233	2	0.465
	2.550	1.050	2.678		5.355
	3.050	3.100	9.455		18.910
T2	3.000	0.550	1.650	2	3.300
	2.850	2.550	7.268		14.535
T3	2.650	2.700	7.155	1	7.155
T4	2.800	1.350	3.780	1	3.780
	2.650	0.825	2.186		2.186
SUBTOTAL				6	55.686
TOTAL PROPOSED TERRACE AREA 4TH FLOOR					55.686
NET BUILT UP AREA OF PER FLOOR					377.880
PERMISSIBLE BALCONY AREA OF PER FLOOR = (NET BUILT UP AREA) X20 %					75.576
BALANCE TERRACE AREA EACH 4TH FLOOR					19.890
EXCESS TERRACE AREA EACH 4TH FLOOR					NA

STAMP OF APPROVAL 4/17

BUILDING NO.1

AS BUILT DRAWING APPROVED
Subject to the condition mentioned in this office letter no- CIDCO/NAINA/Panvel/Vihighar/BP-00063/OC /Full/2022/0149
Dated 20 Jan 2022

RAJA BHAGUJI WAGHMARE

Digitally signed by RAJA BHAGUJI WAGHMARE
Date: 2022.01.20 17:56:47 +05'30'

KEY PLAN
SCALE - NTS

NOTE:
- ALL DIMENSIONS ARE IN METERS.
- INTERNAL WALL THICKNESS 0.10 M.
- EXTERNAL WALL THICKNESS 0.15 M.

CONTENT OF THE SHEET

GR., 1ST , 2ND, 3RD & 4th FLOOR PLAN , AREA DIAGRAM & CALCULATION , TERRACE FLOOR PLAN, SECTION AA & BB, ELEVATION OF (BUILDING -01).

M/s. Prayag Builders & Devlopers through
Prayag Builders & Developers
Partner
1) MR. PRADEEP KRUSHNA BHOPI
(Signature of OWNER)

AR. SWAPNIL KALYANKAR
REGD. NO. CA / 2010 / 47491
(Signature of Architect.)

M/S. SWAPNIL KALYANKAR NAVI MUMBAI ARCHITECTS

NAME OF THE OWNER

1) (MR. PRADEEP KRUSHNA BHOPI)

DESCRIPTION OF PROPOSAL & PROPERTY

Proposed Residential Building On Land Bearing Survey No. 100 / 5B , At Village - Vihighar, Tal- Panvel, Dist Raigad, Maharastra.

ARCHITECT NAME & SIGNATURE

JOB NO.	
DWG. NO.	
DATE	29.10.2021
SCALE	1: 100 , N.T.S.
DRN BY	KISHOR THAKUR
CHKD BY	SWAPNIL KALYANKAR

SKA
SWAPNIL KALYANKAR ARCHITECTS
Swapnil Kalyankar | +91 - 99875 96001
OFFICE : SIDDHANT MARKET,D - WING, 2ND FLOOR,OPP.BJP OFFICE,PANVEL - 410 206.
EMAIL : skaplanners@gmail.com

ELEVATION
SCALE 1:100

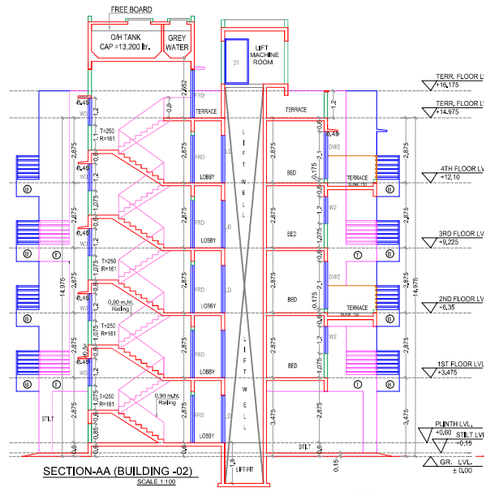

SECTION-AA (BUILDING -02)
SCALE 1:100

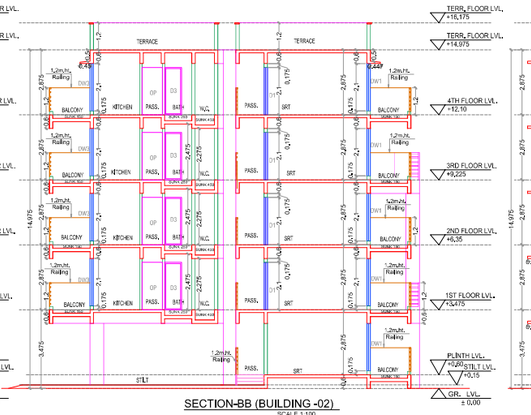

SECTION-BB (BUILDING -02)
SCALE 1:100

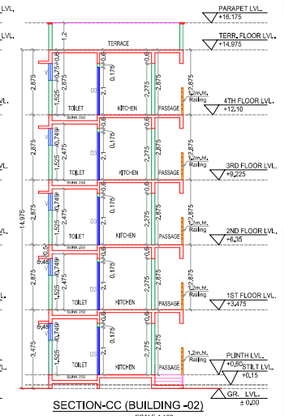

SECTION-CC (BUILDING -02)
SCALE 1:100

2ND FLOOR					
TERRACE TYPE	LENGTH (METER)	BREATH (METER)	TOTAL	NUMBER OF TERRACE	AREA IN SQM.
T1	2.650	0.825	2.186	1	2.186
	2.800	1.350	3.780		3.780
SUBTOTAL				1	5.966
TOTAL PROPOSED TERRACE AREA 2ND FLOOR					5.966
NET BUILT UP AREA OF PER FLOOR					342.915
PERMISSIBLE BALCONY AREA OF PER FLOOR = (NET BUILT UP AREA) X20 %					68.583
BALANCE TERRACE AREA 2ND FLOOR					62.617
EXCESS TERRACE AREA 2ND FLOOR					NA

1ST & 3RD FLOOR					
TERRACE TYPE	LENGTH (METER)	BREATH (METER)	TOTAL	NUMBER OF TERRACE	AREA IN SQM.
T1	3.000	0.375	1.125	1	1.125
	2.850	0.425	1.211		1.211
	2.700	0.550	1.485		1.485
T2	2.850	1.350	3.848	4	15.390
T3	3.000	0.800	2.400	3	7.200
	2.850	0.550	1.568		4.703
T4	2.650	2.175	5.764	1	5.764
SUBTOTAL				9	36.878
TOTAL PROPOSED TERRACE AREA EACH 1ST & 3RD FLOOR					36.878
NET BUILT UP AREA OF PER FLOOR					342.915
PERMISSIBLE BALCONY AREA OF PER FLOOR = (NET BUILT UP AREA) X20 %					68.583
BALANCE TERRACE AREA EACH 1ST & 3RD FLOOR					31.706
EXCESS TERRACE AREA EACH 1ST & 3RD FLOOR					NA

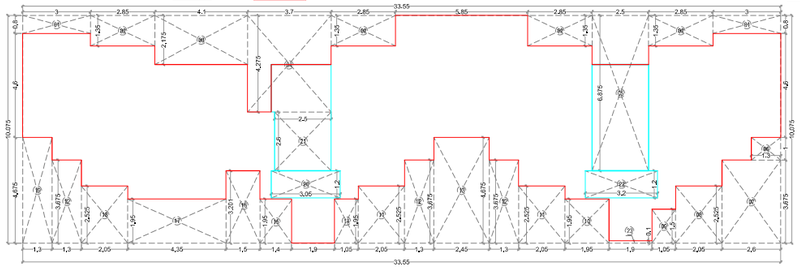

GR FLOOR BUILT UP AREA CALCULATION (BUILDING -02)
SCALE - 1:100

BUILDING-2					
GROUND FLOOR BUILT UP AREA CALCULATION					
Block Description	Number of blocks	Length (meter)	Breath (meter)		Area (sqm.)
1	1	33.55	10.075	=	338.016
SUBTOTAL : A				=	338.016
DEDUCTION					
1	2	3.000	0.800	=	4.800
2	4	2.850	1.350	=	15.390
3	1	4.100	2.1750	=	8.918
4	1	3.700	4.275	=	15.818
5	1	2.500	6.875	=	17.188
6	1	1.300	1.000	=	1.300
7	1	2.600	3.675	=	9.555
8	1	2.050	2.525	=	5.176
9	1	1.050	1.500	=	1.575
10	1	1.950	1.950	=	3.803
11	2	2.050	2.525	=	10.353
12	3	1.300	3.675	=	14.333
13	1	2.450	4.675	=	11.454
14	1	1.050	1.950	=	2.048
15	1	1.400	1.950	=	2.730
16	1	1.500	3.201	=	4.802
17	1	4.350	1.950	=	8.483
18	1	2.050	2.525	=	5.176
19	1	1.30	4.68	=	6.078
20	1	3.05	1.20	=	3.660
21	1	2.50	2.60	=	6.500
22	1	3.20	1.20	=	3.840
22	1	1.90	0.10	=	0.190
SUBTOTAL : B				=	163.165
NET BUILT UP AREA = (SUBTOTAL : A) - (SUBTOTAL :B)				=	174.851

BALCONY AREA STATEMENT							
GROUND FLOOR							
BALCONY TYPE	LENGTH (METER)	BREATH (METER)	TOTAL	NUMBER OF BALCONY	AREA IN SQM.		
					PARTLY ENCLOSED	OPEN	ENCLOSED
OPEN B1	2.90	0.975	2.828	1	0.000	2.828	0.000
	2.75	0.825	2.269		0.000	2.269	0.000
OPEN B2	2.925	1.000	2.925	2	0.000	5.850	0.000
SUBTOTAL				2	0.000	10.946	0.000
TOTAL PROPOSED BALCONY AREA PER FLOOR						10.946	
NET BUILT UP AREA OF FLOOR						174.851	
PERMISSIBLE BALCONY AREA PER FLOOR = (NET BUILT UP AREA) X 15 %						26.228	
BALANCE BALCONY AREA PER FLOOR, IF ANY						15.281	
EXCESS BALCONY AREA PER FLOOR,IF ANY						NA	

LIGHT & VENTILATION STATEMENT (BLD-2)					
ROOM	CARPET	1/6 REQD.	TYPE	AREA IN	SILL LVL.
LIVING-1	11.88	1.98	DW1	4.41	0.2
LIVING-2	15.88	2.65	DW1	4.41	0.2
BED-1	6.89	1.15	W2	2.16	1.1
KITCHEN-1	4.51	0.75	DW3	3.15	0.2
TOILET	2.4	0.40	V	0.45	1.55
BATH	1.44	0.24	V	0.45	1.55
W.C.	1.08	0.18	V	0.45	1.55

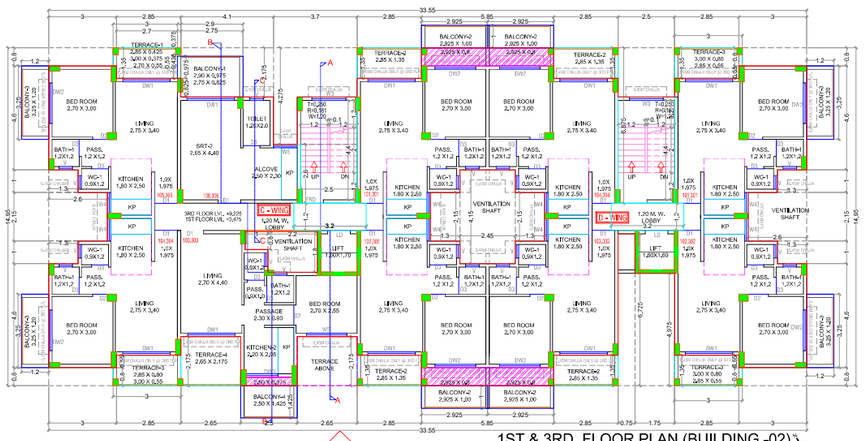

1ST & 3RD FLOOR PLAN (BUILDING -02)
SCALE - 1:100

ELEVATION

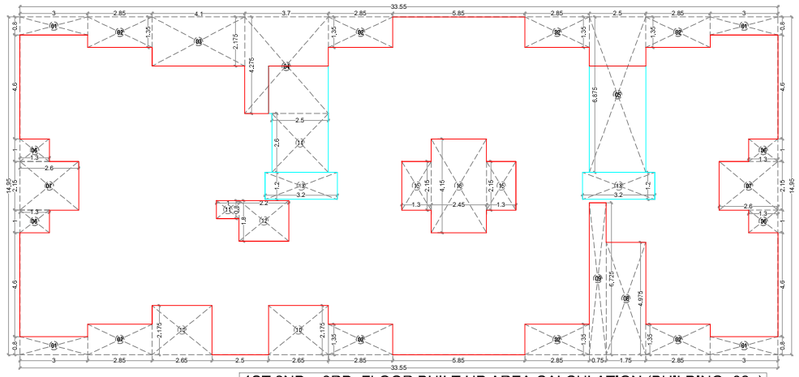

1ST,2ND , 3RD FLOOR BUILT UP AREA CALCULATION (BUILDING -02)
SCALE - 1:100

BUILDING-2					
1ST ,2ND & 3RD FLOOR BUILT UP AREA CALCULATION					
Block Description	Number of blocks	Length (meter)	Breath (meter)		Area (sqm.)
1	1	33.55	14.950	=	501.573
SUBTOTAL : A				=	501.573
DEDUCTION					
1	4	3.000	0.800	=	9.600
2	8	2.850	1.350	=	30.780
3	1	4.100	2.175	=	8.918
4	1	3.700	4.275	=	15.818
5	1	2.500	6.875	=	17.188
6	4	1.300	1.000	=	5.200
7	2	2.600	2.150	=	11.180
8	1	1.750	4.975	=	8.706
9	1	0.750	6.725	=	5.044
10	2	2.650	2.175	=	11.528
11	1	1.000	0.800	=	0.800
12	1	2.200	1.800	=	3.960
13	2	3.200	1.200	=	7.680
14	1	2.500	2.600	=	6.500
15	2	1.300	2.150	=	5.590
16	1	2.450	4.150	=	10.168
SUBTOTAL : B				=	158.658
NET BUILT UP AREA = (SUBTOTAL : A) - (SUBTOTAL :B)				=	342.915

BALCONY AREA STATEMENT							
1ST ,2ND & 3RD FLOOR							
BALCONY TYPE	LENGTH (METER)	BREATH (METER)	TOTAL	NUMBER OF BALCONY	AREA IN SQM.		
					ENCLOSED	OPEN	ENCLOSED
OPEN B1	2.90	0.975	2.828	1	0.000	2.828	0.000
	2.75	0.825	2.269		0.000	2.269	
OPEN B2	2.925	1.000	2.925	4	0.000	11.700	0.000
OPEN B3	3.25	1.200	3.900	4	0.000	15.600	0.000
OPEN B4	2.50	1.425	3.563	1	0.000	3.563	0.000
SUBTOTAL				10	0.000	35.959	0.000
TOTAL PROPOSED BALCONY AREA PER FLOOR						35.959	
NET BUILT UP AREA OF FLOOR						342.915	
PERMISSIBLE BALCONY AREA PER FLOOR = (NET BUILT UP AREA) X 15 %						51.437	
BALANCE BALCONY AREA PER FLOOR, IF ANY						15.479	
EXCESS BALCONY AREA PER FLOOR,IF ANY						NA	

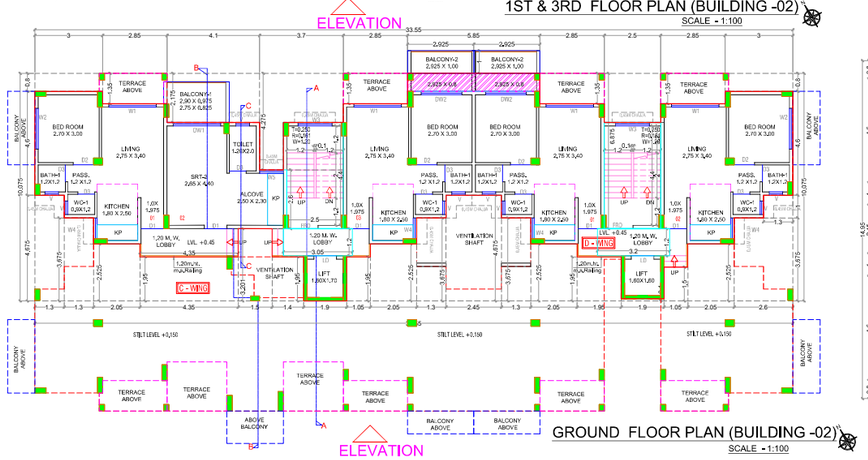

GROUND FLOOR PLAN (BUILDING -02)
SCALE - 1:100

ELEVATION

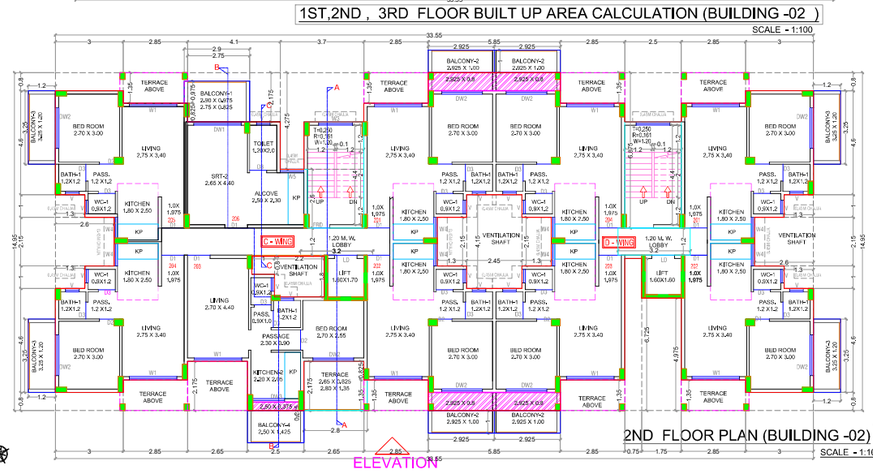

2ND FLOOR PLAN (BUILDING -02)
SCALE - 1:100

ELEVATION

STAMP OF APPROVAL 5/17

BUILDING NO.2

AS BUILT DRAWING APPROVED
Subject to the condition mentioned in this office letter no-
CIDCO/NAINA/Panvel/Vihighar/BP-00063/OC/Full/2022/0149
Dated 20 Jan 2022

RAJA BHAGUJI WAGHMARE

Digitally signed by RAJA BHAGUJI WAGHMARE
Date: 2022.01.20 17:57:14 +05'30'

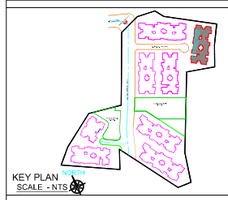

KEY PLAN
SCALE - NTS

NOTE:
- ALL DIMENSIONS ARE IN METERS.
- INTERNAL WALL THICKNESS 0,10 M.
- EXTERNAL WALL THICKNESS 0,15 M.

CONTENT OF THE SHEET

GR., 1ST , 2ND, 3RD FLOOR PLAN , AREA DIAGRAM & CALCULATION , SECTION AA ,BB & CC, ELEVATION OF (BUILDING -02).

Prayag Builders & Developers
Partner
M/s. Prayag Builders & Developers through
1) MR. PRADEEP KRUSHNA BHOPI
(Signature of OWNER)

AR. SWAPNIL KALYANKAR
REGD. NO. CA / 2010 / 47491
(Signature of Architect.)

NAME OF THE OWNER

1) (MR. PRADEEP KRUSHNA BHOPI)

DESCRIPTION OF PROPOSAL & PROPERTY

Proposed Residential Building On Land Bearing Survey No. 100 / 5B , At Village Vihighar, Tal- Panvel, Dist Raigad, Maharastra.

ARCHITECT NAME & SIGNATURE

JOB NO.	
DWG. NO.	
DATE	29.10.2021
SCALE	1: 100 , N.T.S.
DRN BY	KISHOR THAKUR
CHKD BY	SWAPNIL KALYANKAR

SWAPNIL KALYANKAR ARCHITECTS
Swapnil Kalyankar | +91 - 99875 96001
OFFICE : SIDDHANT MARKET,D - WING, 2ND FLOOR,OPP.B.P OFFICE,PANVEL - 410 206.
EMAIL : skaplanners@gmail.com

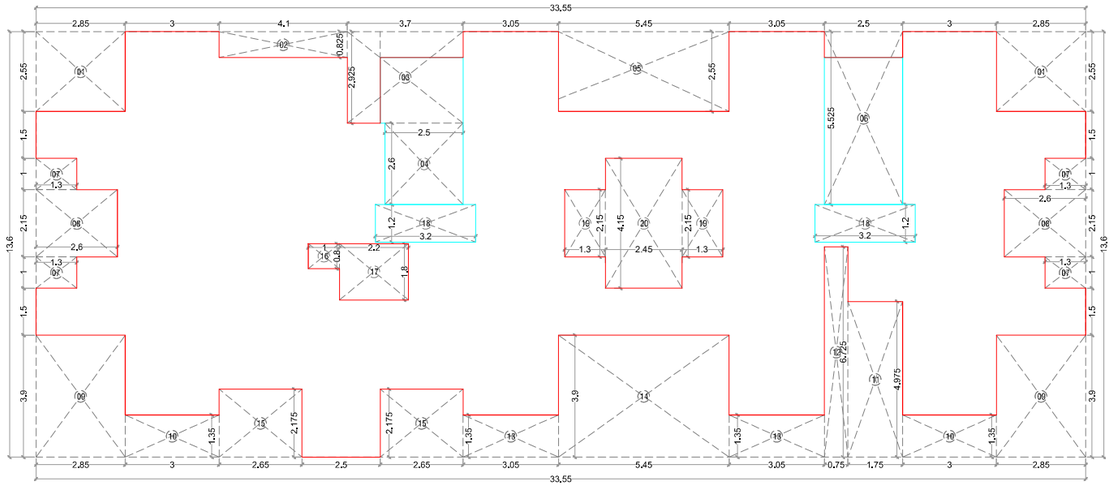

4TH FLOOR BUILT UP AREA CALCULATION (BUILDING -02)

SCALE - 1:100

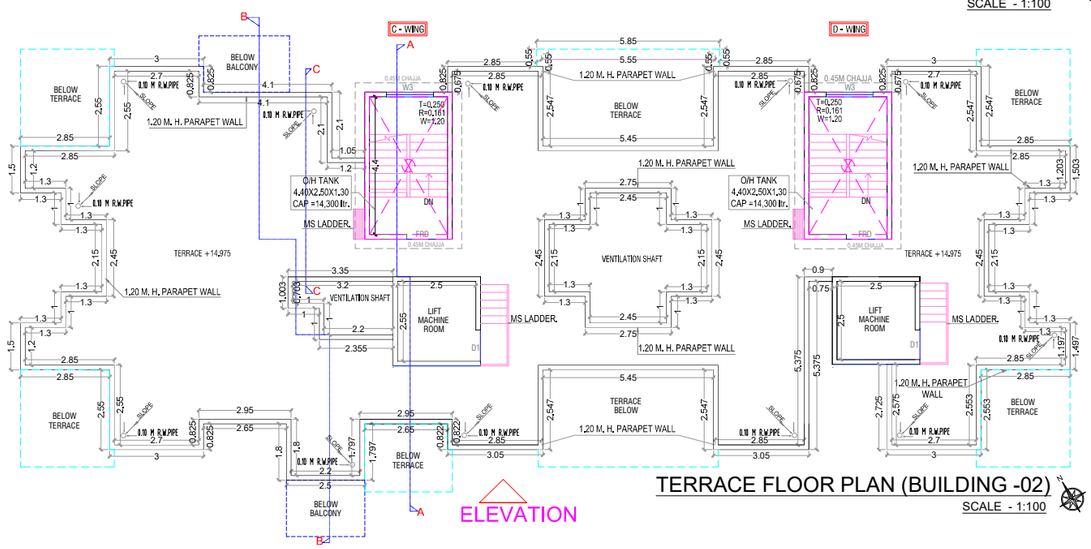

TERRACE FLOOR PLAN (BUILDING -02)

SCALE - 1:100

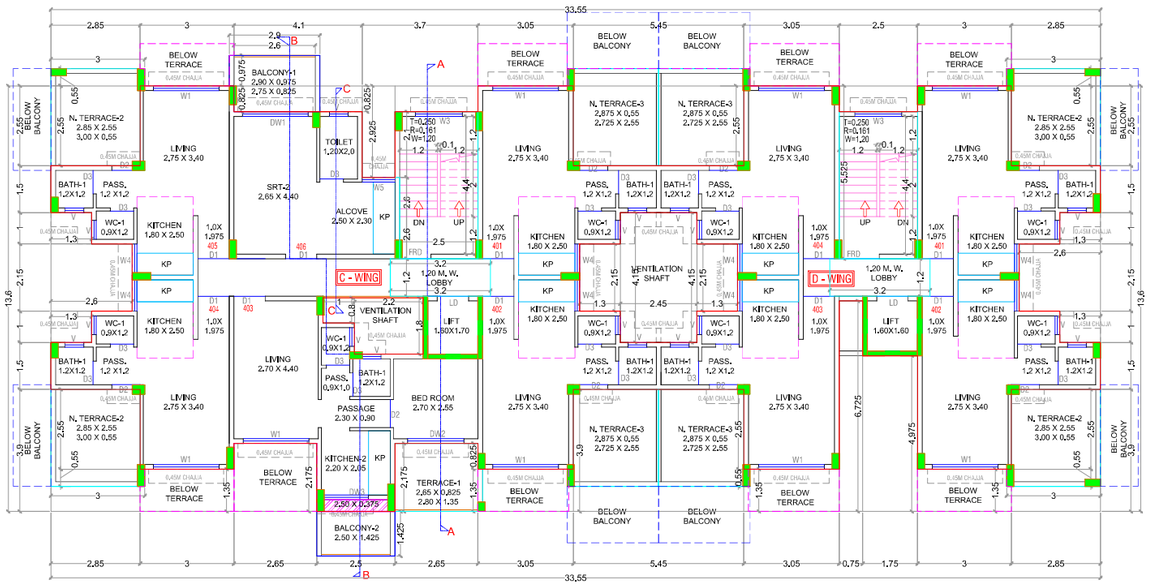

4TH FLOOR PLAN (BUILDING -02)

SCALE - 1:100

BUILDING-2					
4TH FLOOR BUILT UP AREA CALCULATION					
Block Description	Number of blocks	Length (meter)	Breath (meter)		Area (sqm.)
1	1	33.55	13.600	=	456.280
SUBTOTAL : A				=	456.280
DEDUCTION					
1	2	2.850	2.550	=	14.535
2	1	4.100	0.825	=	3.383
3	1	3.700	2.925	=	10.823
4	1	2.500	2.600	=	6.500
5	1	5.450	2.550	=	13.898
6	1	2.500	5.525	=	13.813
7	4	1.300	1.000	=	5.200
8	2	2.600	2.150	=	11.180
9	2	2.850	3.900	=	22.230
10	2	3.000	1.350	=	8.100
11	1	1.750	4.975	=	8.706
12	1	0.750	6.725	=	5.044
13	2	3.050	1.350	=	8.235
14	1	5.450	3.900	=	21.255
15	2	2.650	2.175	=	11.528
16	1	1.000	0.800	=	0.800
17	1	2.200	1.800	=	3.960
18	2	3.200	1.200	=	7.680
19	2	1.300	2.150	=	5.590
20	1	2.450	4.150	–	10.168
SUBTOTAL : B				=	192.625
NET BUILT UP AREA = (SUBTOTAL : A) - (SUBTOTAL :B)				=	263.655

BALCONY AREA STATEMENT

4TH FLOOR

BALCONY TYPE	LENGTH (METER)	BREATH (METER)	TOTAL	NUMBER OF BALCONY	AREA IN SQM.		
					ENCLOSED	OPEN	ENCLOSED
OPEN B1	2.90	0.975	2.828	1	0.000	2.828	0.000
	2.75	0.825	2.269		0.000	2.269	
OPEN B2	2.500	1.425	3.563	1	0.000	3.563	0.000
SUBTOTAL				2	0.000	8.659	0.000
TOTAL PROPOSED BALCONY AREA PER FLOOR					8.659		
NET BUILT UP AREA OF FLOOR					263.655		
PERMISSIBLE BALCONY AREA PER FLOOR = (NET BUILT UP AREA) X 15 %					39.548		
BALANCE BALCONY AREA PER FLOOR, IF ANY					30.890		
EXCESS BALCONY AREA PER FLOOR,IF ANY					NA		

TERRACE AREA STATEMENT

4TH FLOOR

TERRACE TYPE	LENGTH (METER)	BREATH (METER)	TOTAL	NUMBER OF TERRACE	AREA IN SQM.
T1	2.650	0.825	2.186	1	2.186
	2.800	1.350	3.780		3.780
T2	2.850	2.550	7.268	4	29.070
	3.000	0.550	1.650		6.600
T3	2.875	0.550	1.581	4	6.325
	2.725	2.550	6.949		27.795
SUBTOTAL				9	75.756
TOTAL PROPOSED TERRACE AREA 4TH FLOOR					75.756
NET BUILT UP AREA OF PER FLOOR					263.655
PERMISSIBLE BALCONY AREA OF PER FLOOR = (NET BUILT UP AREA) x20 %					52.731
BALANCE TERRACE AREA 4TH FLOOR					0.000
EXCESS TERRACE AREA EACH 4TH FLOOR					23.03

SCHEDULE OF DOORS & WINDOWS

TYPE	SIZE IN MM			AREA IN	DISCREPTION	SILL LVL.
FRD	1	X	2.1	2.1	DOOR	
D1	1	X	2.1	2.1	T.W. PANEL DOOR	
D2	0.9	X	2.1	1.89	T.W. PANEL DOOR	
D3	0.75	X	2.1	1.575	T.W. PANEL DOOR	
DW1	2.1	X	2.1	4.41	AL. SLIDING FRENCH WINDOW	0.2
DW2	1.8	X	2.1	3.78	AL. SLIDING FRENCH WINDOW	0.2
DW3	1.5	X	2.1	3.15	AL. SLIDING FRENCH WINDOW	0.2
W1	2.1	X	1.2	2.52	AL. SLIDING WINDOW	1.1
W2	1.8	X	1.2	2.16	AL. SLIDING WINDOW	1.1
W3	1.5	X	1.2	1.8	AL. SLIDING WINDOW	1.1
W4	1	X	1.2	1.2	AL. SLIDING WINDOW	1.1
W5	1.05	X	1.2	1.26	AL. SLIDING WINDOW	1.1
V	0.6	X	0.75	0.45	AL.LOUVERD WINDOW	1.55

STAMP OF APPROVAL 6/17

BUILDING NO.2

AS BUILT DRAWING APPROVED
Subject to the condition mentioned in this office letter no CIDCO/NAINA/Panvel/Vihighar/BP-00063/OC/Full/2022/0149
Dated 20 Jan 2022

RAJA BHAGUJI WAGHMARE

Digitally signed by RAJA BHAGUJI WAGHMARE
Date: 2022.01.20 17:57:38 +05'30'

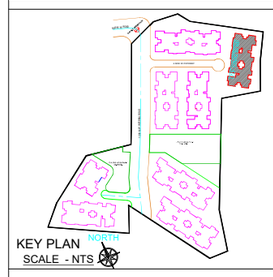

KEY PLAN
SCALE - NTS

NOTE:
- ALL DIMENSIONS ARE IN METERS.
- INTERNAL WALL THICKNESS 0.10 M.
- EXTERNAL WALL THICKNESS 0.15 M.

CONTENT OF THE SHEET

4th FLOOR PLAN , AREA DIAGRAM & CALCULATION , TERRACE FLOOR PLAN .

Prayag Builders & Developers
Partner
M/s. Prayag Builders & Devlopers through
1) MR. PRADEEP KRUSHNA BHOPI
(Signature of OWNER)

AR. SWAPNIL KALYANKAR
REGD. NO. CA / 2010 / 47491
(Signature of Architect.)

NAME OF THE OWNER

1) (MR. PRADEEP KRUSHNA BHOPI)

DESCRIPTION OF PROPOSAL & PROPERTY

Proposed Residential Building On Land Bearing Survey No. 100 / 5B , At Village - Vihighar, Tal- Panvel, Dist Raigad, Maharastra.

ARCHITECT NAME & SIGNATURE

JOB NO.	
DWG. NO.	
DATE	29.10.2021
SCALE	1: 100 , N.T.S.
DRN BY	KISHOR THAKUR
CHKD BY	SWAPNIL KALYANKAR

SKA
SWAPNIL KALYANKAR ARCHITECTS
Swapnil Kalyankar | +91 • 99875 96001
OFFICE : SIDDHANT MARKET,D - WING,
2ND FLOOR,OPP.BJP OFFICE,PANVEL - 410 206.
EMAIL : skaplanners@gmail.com

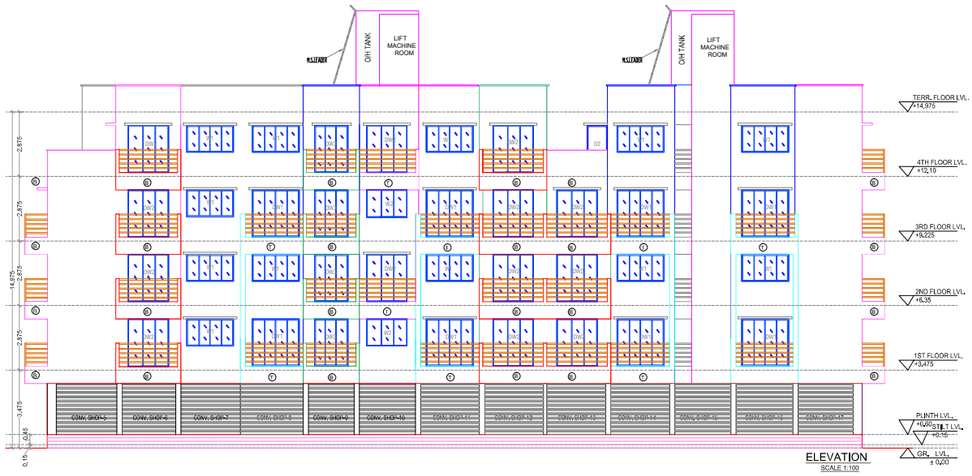

ELEVATION
SCALE 1:100

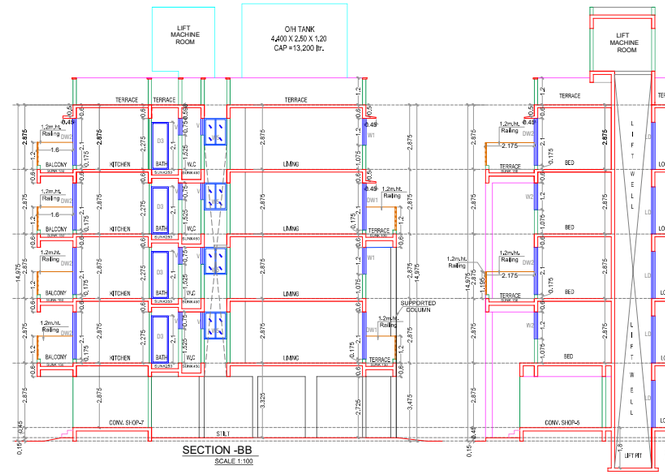

SECTION -BB
SCALE 1:100

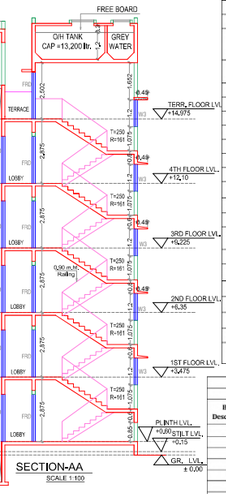

SECTION-AA
SCALE 1:100

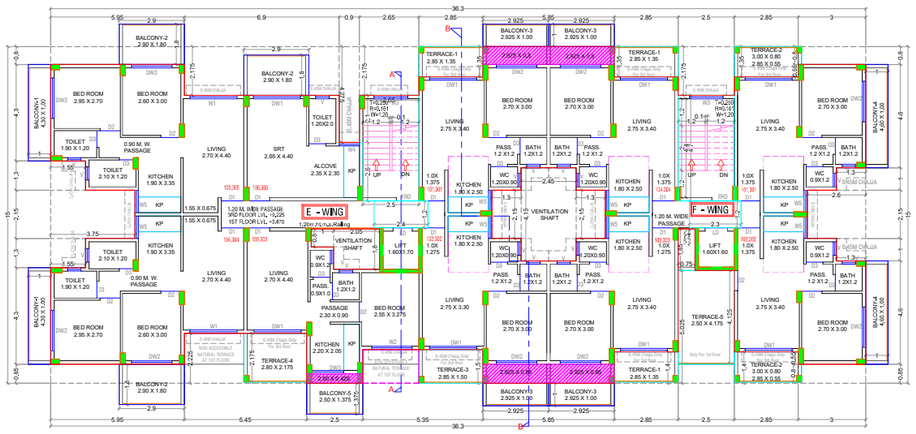

1ST & 3RD FLOOR PLAN (BUILDING -03)
SCALE - 1:100

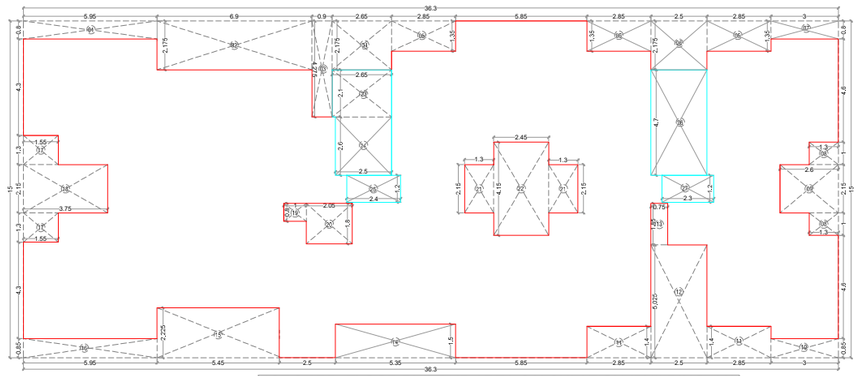

1ST & 3RD FLOOR BUILT UP AREA CALCULATION (BUILDING -03)
SCALE - 1:100

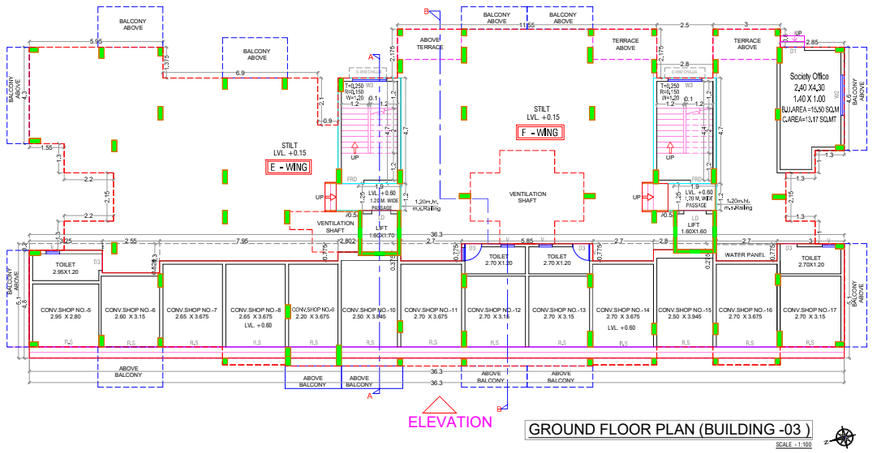

GROUND FLOOR PLAN (BUILDING -03)
SCALE - 1:100

SCHEDULE OF DOORS & WINDOWS							
TYPE	SIZE IN MM.			AREA IN	DISCREPTION	SILL LVL.
FRD	1	X	2.1	2.1	UUUR	
D1	1	X	2.1	2.1	T.W. PANEL DOOR	
D2	0.9	X	2.1	1.89	T.W. PANEL DOOR	
D3	0.75	X	2.1	1.575	T.W. PANEL DOOR	
DW1	2.1	X	2.1	4.41	AL. SLIDING FRENCH WINDOW	0.2
DW2	1.8	X	2.1	3.78	AL. SLIDING FRENCH WINDOW	0.2
DW3	1.5	X	2.1	3.15	AL. SLIDING FRENCH WINDOW	0.2
W1	2.1	X	1.3	2.73	AL. SLIDING WINDOW	1.1
W2	1.8	X	1.2	2.16	AL. SLIDING WINDOW	1.1
W3	1.5	X	1.2	1.8	AL. SLIDING WINDOW	1.1
W4	1.05	X	1.2	1.26	AL. SLIDING WINDOW	1.1
W5	1	X	1.2	1.2	AL. SLIDING WINDOW	1.1
V	0.6	X	0.75	0.45	ALLOUVRRE WINDOW	1.55

LIGHT & VENTILATION STATEMENT (BLD-3 & 4TH)						
ROOM	CARPET	1/6	TYPE	AREA IN	SILL LVL.
LIVING-1	12.93	2.15	W1	2.52	1.1
MULTI-PURPOSE	11.66	1.94	DW1	4.41	0.2
BED-1	7.80	1.30	DW2	3.78	0.2
BED-2	7.97	1.33	DW2	3.78	0.2
KITCHEN-1	6.37	1.06	W5	1.2	1.1
KITCHEN-2	4.51	0.75	DW3	3.15	0.2
TOILET	2.52	0.42	V	0.45	1.55
BATH	1.44	0.24	V	0.45	1.55
W.C.	1.08	0.18	V	0.45	1.55

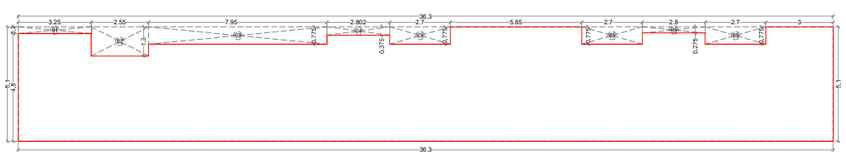

GROUND FLOOR BUILT UP AREA CALCULATION (BUILDING -03)
SCALE - 1:100

BUILDING-3					
GROUND FLOOR BUILT UP AREA CALCULATION					
Block Description	Number of blocks	Length (meter)	Breath (meter)		Area (sqm.)
BLOCK-A					
1	1	36.303	5.100	=	185.145
SUBTOTAL : A				=	185.145
DEDUCTION					
1	1	3.250	0.300	=	0.975
2	1	2.550	1.300	=	3.315
3	1	7.950	0.775	=	6.161
4	1	2.802	0.375	=	1.051
5	3	2.700	0.775	=	6.278
6	1	2.800	0.275	=	0.770
SUBTOTAL : B				=	18.550
TOTAL BUILT UP AREA (C) = (SUBTOTAL : A) - (SUBTOTAL :B)				=	166.596
ADDITIONAL					
7	2	0.500	1.300	=	1.300
8	1	1.900	1.850	=	3.515
9	1	0.650	1.250	=	0.813
10	1	1.900	1.750	=	3.325
SUBTOTAL : D				=	8.953
NET BUILT UP AREA = (SUBTOTAL :C) - (SUBTOTAL :D)				=	175.548

BUILDING-3					
1ST & 3RD FLOOR BUILT UP AREA CALCULATION					
Block Description	Number of blocks	Length (meter)	Breath (meter)		Area (sqm.)
1	1	36.300	15.000	=	544.500
SUBTOTAL : A				=	544.500
DEDUCTION					
1	1	5.950	0.800	=	4.760
2	1	6.900	2.175	=	15.008
3	1	0.900	4.275	=	3.848
4	1	2.650	2.175	=	5.764
5	3	2.850	1.350	=	11.543
6	1	2.500	2.175	=	5.438
7	1	3.000	0.800	=	2.400
8	2	1.300	1.000	=	2.600
9	1	2.600	2.150	=	5.590
10	1	3.000	0.850	=	2.550
11	2	2.850	1.400	=	7.980
12	1	2.500	5.025	=	12.563
13	1	0.750	1.850	=	1.388
14	1	5.350	1.500	=	8.025
15	1	5.450	2.225	=	12.126
16	1	5.950	0.850	=	5.058
17	2	1.550	1.300	=	4.030
18	1	3.750	2.150	=	8.063
19	1	1.000	0.800	=	0.800
20	1	2.050	1.800	=	3.690
21	2	1.300	2.150	=	5.590
22	1	2.450	4.150	=	10.168
23	1	2.650	2.100	=	5.565
24	1	2.500	2.600	=	6.500
25	1	2.400	1.200	=	2.880
26	1	2.500	4.700	=	11.750
27	1	2.300	1.200	=	2.760
SUBTOTAL : B				=	168.433
NET BUILT UP AREA(C) = (SUBTOTAL : A) - (SUBTOTAL :B)				=	376.068

BALCONY AREA STATEMENT						
1ST & 3RD FLOOR						
BALCONY TYPE	LENGTH (METER)	BREATH (METER)	TOTAL	NUMBER OF BALCONY	AREA IN SQM. PARTLY ENCLOSED	AREA IN SQM. OPEN	AREA IN SQM. ENCLOSED
OPEN B1	4.300	1.000	4.300	2	0.000	8.600	0.000
OPEN B2	2.900	1.800	5.220	3	0.000	15.660	0.000
OPEN B3	2.925	1.000	2.925	4	0.000	11.700	0.000
OPEN B4	4.600	1.000	4.600	2	0.000	9.200	0.000
OPEN B5	2.500	1.375	3.438	1	0.000	3.438	0.000
SUBTOTAL				12	0.000	48.598	0.000
TOTAL PROPOSED BALCONY AREA PER FLOOR						48.598	
NET BUILT UP AREA OF FLOOR						376.068	
PERMISSIBLE BALCONY AREA PER FLOOR = (NET BUILT UP AREA) X 15 %						56.410	
BALANCE BALCONY AREA PER FLOOR, IF ANY						7.81	
EXCESS BALCONY AREA PER FLOOR,IF ANY						NA	

TERRACE AREA STATEMENT					
1ST FLOOR					
TERRACE TYPE	LENGTH (METER)	BREATH (METER)	TOTAL	NUMBER OF TERRACE	AREA IN SQM.
T1	2.850	1.350	3.848	3	11.543
T2	3.000	0.800	2.400	2	4.800
	2.850	0.550	1.568		3.135
T3	2.850	1.500	4.275	1	4.275
T4	2.800	2.175	6.090	1	6.090
T5	2.500	4.175	10.438	1	10.438
SUBTOTAL				8	40.280
TOTAL PROPOSED TERRACE AREA EACH 1ST & 3RD FLOOR					40.280
NET BUILT UP AREA OF PER FLOOR					376.068
PERMISSIBLE TERRACE AREA OF PER FLOOR = (NET BUILT UP AREA) X20 %					75.214
BALANCE TERRACE AREA EACH 1ST FLOOR					34.934
EXCESS TERRACE AREA EACH 1ST FLOOR					NA

TERRACE AREA STATEMENT					
3RD FLOOR					
TERRACE TYPE	LENGTH (METER)	BREATH (METER)	TOTAL	NUMBER OF TERRACE	AREA IN SQM.
T1	2.850	1.350	3.848	3	11.543
T2	3.000	0.800	2.400	2	4.800
	2.850	0.550	1.568		3.135
T3	2.850	1.500	4.275	1	4.275
T4	2.800	2.175	6.090	1	6.090
SUBTOTAL				7	29.843
TOTAL PROPOSED TERRACE AREA EACH 1ST & 3RD FLOOR					29.843
NET BUILT UP AREA OF PER FLOOR					376.068
PERMISSIBLE TERRACE AREA OF PER FLOOR = (NET BUILT UP AREA) X20 %					75.214
BALANCE TERRACE AREA EACH 3RD FLOOR					45.371
EXCESS TERRACE AREA EACH 3RD FLOOR					NA

STAMP OF APPROVAL 7/17

BUILDING NO.- 03

AS BUILT DRAWING APPROVED

Subject to the condition mentioned in thisoffice letter no-

CIDCO/NAINA/Panvel/Vihighar/BP-00063/OC/Full/2022/0149
Dated 20 Jan 2022

RAJA BHAGUJI WAGHMARE

Digitally signed by RAJA BHAGUJI WAGHMARE
Date: 2022.01.20 17:58:02 +05'30'

KEY PLAN
SCALE - NTS

NOTE:
- ALL DIMENSIONS ARE IN METERS.
- INTERNAL WALL THICKNESS 0.10 M.
- EXTERNAL WALL THICKNESS 0.15 M.

CONTENT OF THE SHEET

GR., 1ST , & 3RD FLOOR PLAN , AREA DIAGRAM & CALCULATION , SECTION AA & BB, ELEVATION-03

M/s. Pravag Builders & Devlopers through
Pravag Builders & Developers
Partner
1) MR. PRADEEP KRUSHNA BHOPI
(Signature of OWNER)

AR. SWAPNIL KALYANKAR
REGD. NO. CA / 2010 / 47491
(Signature of Architect.)

NAME OF THE OWNER

1) (MR. PRADEEP KRUSHNA BHOPI)

DESCRIPTION OF PROPOSAL & PROPERTY

Proposed Residential Building On Land Bearing Survey No. 100 / 5B , At Village Vihighar, Tal- Panvel, Dist Raigad, Maharastra.

ARCHITECT NAME & SIGNATURE

JOB NO.	
DWG. NO.	
DATE	29.10.2021
SCALE	1: 100 , N.T.S.
DRN BY	KISHOR THAKUR
CHKD BY	SWAPNIL KALYANKAR

SKA
SWAPNIL KALYANKAR ARCHITECTS
Swapnil Kalyankar | +91 - 99875 96001
OFFICE : SIDDHANT MARKET,D - WING, 2ND FLOOR,OPP.BJP OFFICE,PANVEL-410 206.
EMAIL : skaplanners@gmail.com

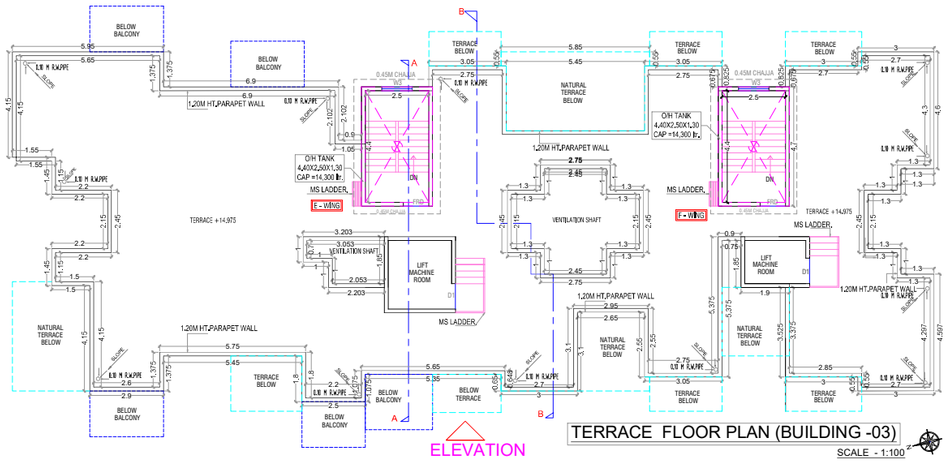

TERRACE FLOOR PLAN (BUILDING -03)

SCALE - 1:100

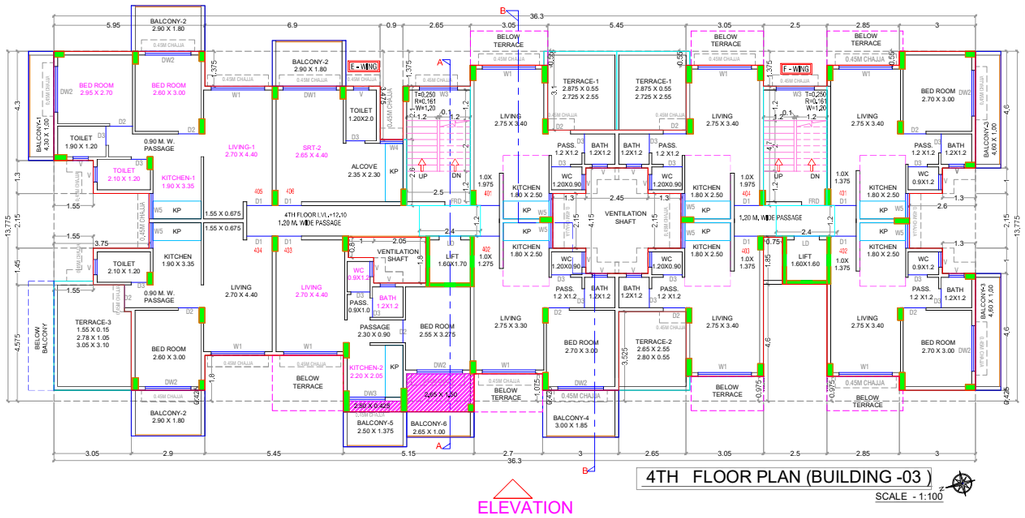

4TH FLOOR PLAN (BUILDING -03)

SCALE - 1:100

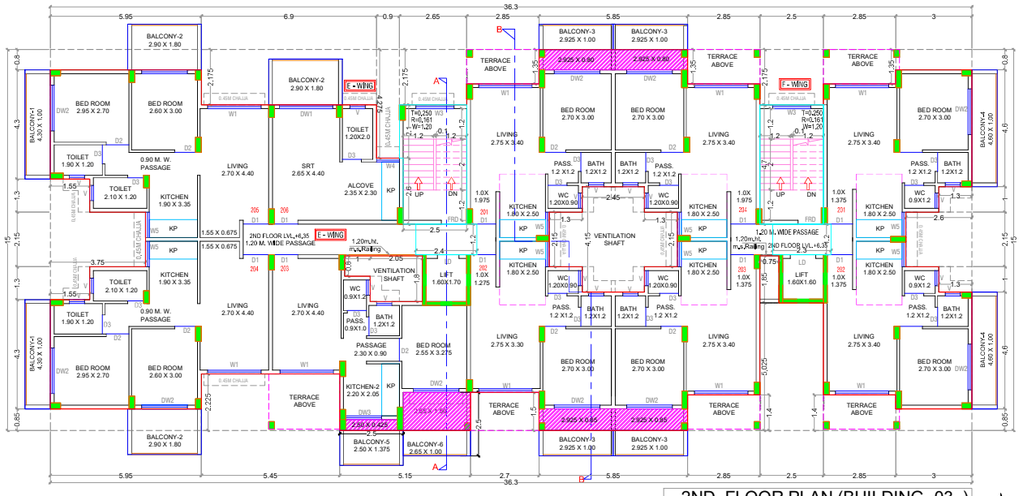

2ND FLOOR PLAN (BUILDING -03)

SCALE - 1:100

BUILDING-3

2ND FLOOR BUILT UP AREA CALCULATION

Block Description	Number of blocks	Length (meter)	Breath (meter)		Area (sqm.)
1	1	36.300	15.000	=	544.500
SUBTOTAL : A				=	544.500
DEDUCTION					
1	1	5.950	0.800	=	4.760
2	1	6.900	2.175	=	15.008
3	1	0.900	4.275	=	3.848
4	1	2.600	2.175	=	5.654
5	3	2.850	1.350	=	11.543
6	1	2.500	2.175	=	5.438
7	1	3.000	0.800	=	2.400
8	2	1.300	1.000	=	2.600
9	1	2.600	2.150	=	5.590
10	1	3.000	0.850	=	2.550
11	2	2.850	1.400	=	7.980
12	1	2.500	5.025	=	12.563
13	1	0.750	1.850	=	1.388
14	1	2.700	1.500	=	4.050
15	1	5.450	2.225	=	12.126
16	1	5.950	0.850	=	5.058
17	2	1.550	1.300	=	4.030
18	1	3.750	2.150	=	8.063
19	1	1.000	0.800	=	0.800
20	1	2.050	1.800	=	3.690
21	2	1.300	2.150	=	5.590
22	1	2.450	4.150	=	10.168
23	1	2.650	2.100	=	5.565
24	1	2.500	2.600	=	6.500
25	1	2.400	1.200	=	2.880
26	1	2.500	4.700	=	11.750
27	1	2.300	1.200	=	2.760
SUBTOTAL : B				=	164.458
NET BUILT UP AREA (C) = (SUBTOTAL : A) - (SUBTOTAL :B)				=	380.043

BALCONY AREA STATEMENT

2ND FLOOR

BALCONY TYPE	LENGTH (METER)	BREATH (METER)	TOTAL	NUMBER OF BALCONY	AREA IN SQM. PARTLY ENCLOSED	OPEN	ENCLOSED
OPEN B1	4.300	1.000	4.300	2	0.000	8.600	0.000
OPEN B2	2.900	1.800	5.220	3	0.000	15.660	0.000
OPEN B3	2.925	1.000	2.925	4	0.000	11.700	0.000
OPEN B4	4.600	1.000	4.600	2	0.000	9.200	0.000
OPEN B5	2.500	1.375	3.438	1	0.000	3.438	0.000
OPEN B6	2.650	1.000	2.650	1	0.000	2.650	0.000
SUBTOTAL				13	0.000	51.248	0.000
TOTAL PROPOSED BALCONY AREA PER FLOOR					51.248		
NET BUILT UP AREA OF FLOOR					380.043		
PERMISSIBLE BALCONY AREA PER FLOOR = (NET BUILT UP AREA) X 15 %					57.006		
BALANCE BALCONY AREA PER FLOOR, IF ANY					5.76		
EXCESS BALCONY AREA PER FLOOR,IF ANY					NA		

BUILDING- 3

4TH FLOOR BUILT UP AREA CALCULATION

Block Description	Number of blocks	Length (meter)	Breath (meter)		Area (sqm.)
1	1	36.300	14.200	=	515.460
SUBTOTAL : A				=	515.460
DEDUCTION					
1	1	6.900	1.375	=	9.488
2	1	0.900	3.475	=	3.128
3	1	2.650	1.375	=	3.644
4	1	3.050	0.550	=	1.678
5	1	5.450	3.100	=	16.895
6	1	3.050	0.550	=	1.678
7	1	2.500	1.375	=	3.438
8	1	2.850	0.550	=	1.568
9	2	1.300	1.000	=	2.600
10	1	2.600	2.150	=	5.590
11	1	3.000	0.850	=	2.550
12	1	2.850	1.400	=	3.990
13	1	2.500	5.025	=	12.563
14	1	0.750	1.850	=	1.388
15	1	3.050	1.400	=	4.270
16	1	2.650	3.950	=	10.468
17	1	3.000	0.850	=	2.550
18	1	2.700	1.500	=	4.050
19	1	5.450	2.225	=	12.126
20	1	2.900	0.850	=	2.465
21	1	3.050	3.950	=	12.048
21A	1	2.780	1.050	=	2.919
22	1	1.550	1.450	=	2.248
23	1	3.750	2.150	=	8.063
24	1	1.550	1.300	=	2.015
25	1	1.000	0.800	=	0.800
26	1	2.050	1.800	=	3.690
27	2	1.300	2.150	=	5.590
28	1	2.450	4.150	=	10.168
29	1	2.650	2.100	=	5.565
30	1	2.500	2.600	=	6.500
31	1	2.400	1.200	=	2.880
32	1	2.500	4.700	=	11.750
33	1	2.300	1.200	=	2.760
SUBTOTAL : B				=	183.117
NET BUILT UP AREA = (SUBTOTAL : A) - (SUBTOTAL :B)				=	332.344

BALCONY AREA STATEMENT

4TH FLOOR

BALCONY TYPE	LENGTH (METER)	BREATH (METER)	TOTAL	NUMBER OF BALCONY	AREA IN SQM. PARTLY ENCLOSED	OPEN	ENCLOSED
OPEN B1	4.300	1.000	4.300	1	0.000	4.300	0.000
OPEN B2	2.900	1.800	5.220	3	0.000	15.660	0.000
OPEN B3	4.600	1.000	4.600	2	0.000	9.200	0.000
OPEN B4	3.000	1.850	5.550	1	0.000	5.550	0.000
OPEN B5	2.500	1.375	3.438	1	0.000	3.438	0.000
OPEN B6	2.650	1.000	2.650	1	0.000	2.650	0.000
SUBTOTAL				9	0.000	40.798	0.000
TOTAL PROPOSED BALCONY AREA PER FLOOR					40.798		
NET BUILT UP AREA OF FLOOR					332.340		
PERMISSIBLE BALCONY AREA PER FLOOR = (NET BUILT UP AREA) X 15 %					49.851		
BALANCE BALCONY AREA PER FLOOR, IF ANY					9.05		
EXCESS BALCONY AREA PER FLOOR,IF ANY					NA		

TERRACE AREA STATEMENT

4TH FLOOR

TERRACE TYPE	LENGTH (METER)	BREATH (METER)	TOTAL	NUMBER OF TERRACE	AREA IN SQM.
T1	2.725	2.550	6.949	2	13.898
	2.875	0.550	1.581		3.163
T2	2.650	2.550	6.758	1	6.758
	2.800	0.550	1.540		1.540
	1.550	0.150	0.233		0.233
T3	2.780	1.050	2.919	1	2.919
	3.050	3.100	9.455		9.455
SUBTOTAL				4	37.964
TOTAL PROPOSED TERRACE AREA 4TH					37.964
NET BUILT UP AREA OF PER FLOOR					332.340
PERMISSIBLE BALCONY AREA OF PER FLOOR = (NET BUILT UP AREA) X20 %					66.468
BALANCE TERRACE AREA 4TH					28.504

SCHEDULE OF DOORS & WINDOWS

TYPE	SIZE IN MM			AREA IN	DISCREPTION	SILL LVL.
FRD	1	X	2.1	2.1	DOOR	
D1	1	X	2.1	2.1	T.W. PANEL DOOR	
D2	0.9	X	2.1	1.89	T.W. PANEL DOOR	
D3	0.75	X	2.1	1.575	T.W. PANEL DOOR	
DW1	2.1	X	2.1	4.41	AL. SLIDING FRENCH WINDOW	0.2
DW2	1.8	X	2.1	3.78	AL. SLIDING FRENCH WINDOW	0.2
DW3	1.5	X	2.1	3.15	AL. SLIDING FRENCH WINDOW	0.2
W1	2.1	X	1.2	2.52	AL. SLIDING WINDOW	1.1
W2	1.8	X	1.2	2.16	AL. SLIDING WINDOW	1.1
W3	1.5	X	1.2	1.8	AL. SLIDING WINDOW	1.1
W4	1.05	X	1.2	1.26	AL. SLIDING WINDOW	1.1
W5	1	X	1.2	1.2	AL. SLIDING WINDOW	1.1
V	0.6	X	0.75	0.45	AL.LOUVERED WINDOW	1.55

LIGHT & VENTILATION STATEMENT (BLD-3 & 4TH)

ROOM	CARPET	1/6	TYPE	AREA IN	SILL LVL.
LIVING-1	12.55	2.15	W1	2.52	1.1
MULTI-PURPOSE	11.66	1.94	DW1	4.41	0.2
BED-1	7.80	1.30	DW2	3.78	0.2
BED-2	7.97	1.33	DW2	3.78	0.2
KITCHEN-1	6.37	1.06	W3	1.2	1.1
KITCHEN-2	4.51	0.75	DW3	3.15	0.2
TOILET	2.52	0.42	V	0.45	1.55
BATH	1.44	0.24	V	0.45	1.55
W.C.	1.08	0.18	V	0.45	1.55

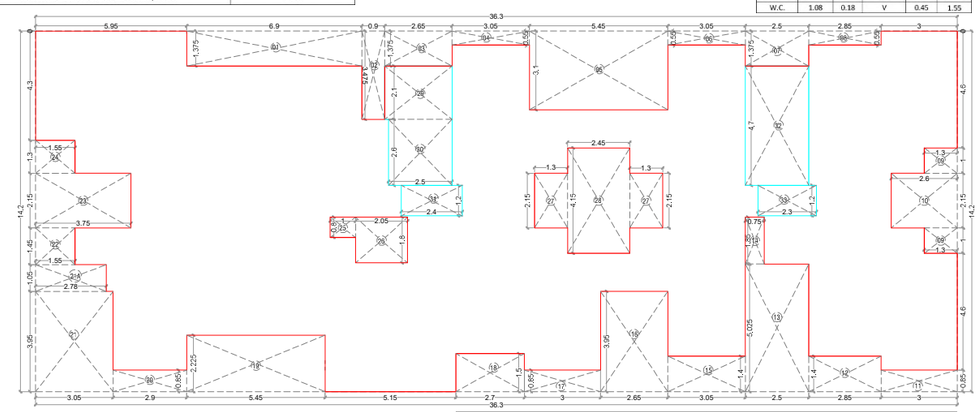

4TH FLOOR BUILT UP AREA CALCULATION (BUILDING -03)

SCALE - 1:100

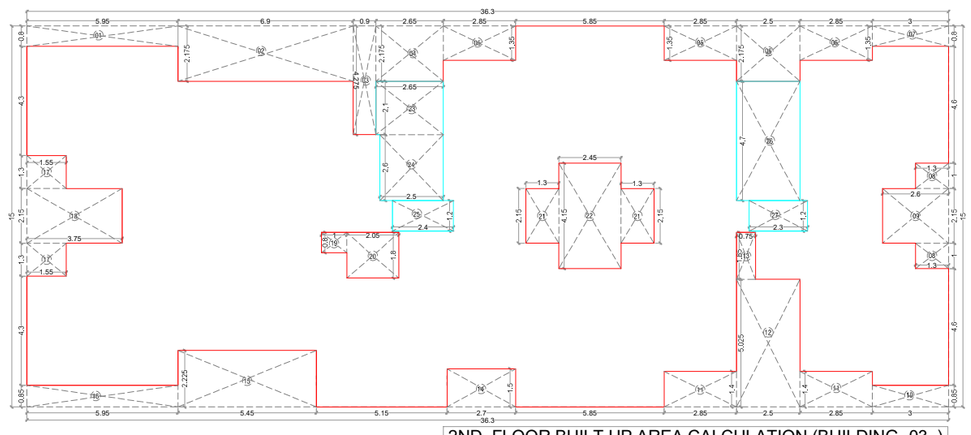

2ND FLOOR BUILT UP AREA CALCULATION (BUILDING -03)

SCALE - 1:100

STAMP OF APPROVAL 8/17

BUILDING NO.- 03

AS BUILT DRAWING APPROVED
Subject to the condition mentioned in this office letter no CIDCO/NAINA/Panvel/Vihighar/BP-00063/OC/Full/2022/0149
Dated 20 Jan 2022

RAJA BHAGUJI WAGHMARE

Digitally signed by RAJA BHAGUJI WAGHMARE
Date: 2022.01.20 17:58:29 +05'30'

KEY PLAN NORTH
SCALE - NTS

NOTE:
- ALL DIMENSIONS ARE IN METERS.
- INTERNAL WALL THICKNESS 0.10 M.
- EXTERNAL WALL THICKNESS 0.15 M.

CONTENT OF THE SHEET

2ND & 4th FLOOR PLAN , AREA DIAGRAM & CALCULATION ,

M/s. Prayag Builders & Devlopers through Prayag Builders & Developer

1) MR. PRADEEP KRUSHNA BHOPI
(Signature of OWNER)

AR. SWAPNIL KALYANKAR
REGD. NO.CA / 2010 / 47461
(Signature of Architect.)

NAME OF THE OWNER

1) (MR. PRADEEP KRUSHNA BHOPI)

DESCRIPTION OF PROPOSAL & PROPERTY

Proposed Residential Building On Land Bearing Survey No. 100 / 5B , At Village Vihighar, Tal- Panvel, Dist Raigad, Maharastra.

ARCHITECT NAME & SIGNATURE	
JOB NO.	
DWG. NO.	
DATE	29.10.2021
SCALE	1: 100 , N.T.S.
DRN BY	KISHOR THAKUR
CHKD BY	SWAPNIL KALYANKAR

SKA
SWAPNIL KALYANKAR ARCHITECTS
Swapnil Kalyankar | +91 • 99875 96001
OFFICE : SIDDHANT MARKET,D - WING,
2ND FLOOR,OPP.BJP OFFICE,PANVEL • 410 206.
EMAIL : skaplanners@gmail.com

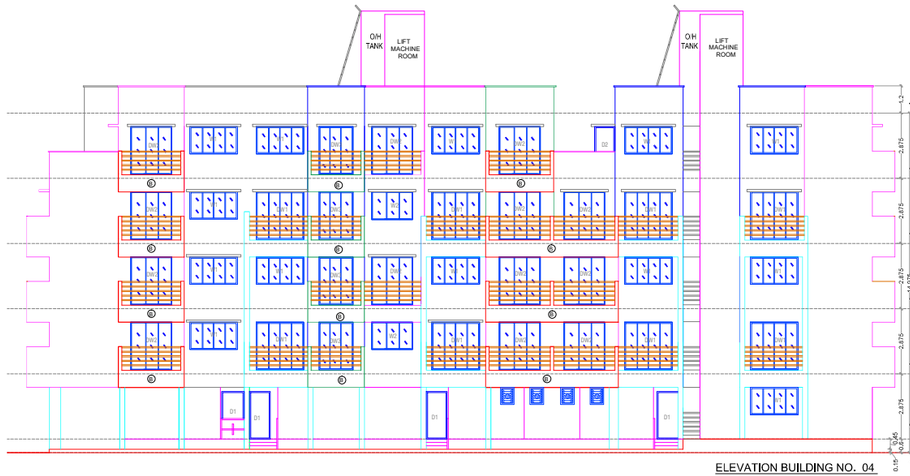

ELEVATION BUILDING NO. 04
SCALE 1:100

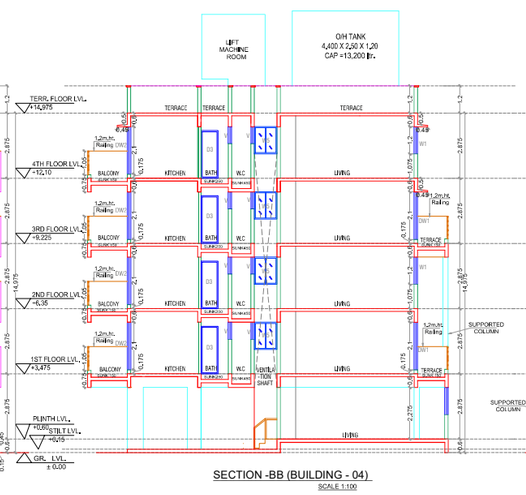

SECTION -BB (BUILDING - 04)
SCALE 1:100

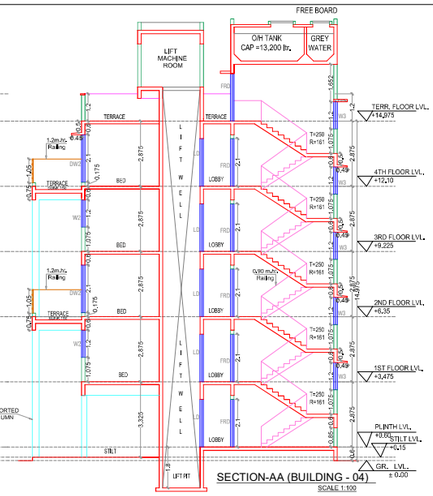

SECTION-AA (BUILDING - 04)
SCALE 1:100

BUILDING- 4					
GROUND FLOOR BUILT UP AREA CALCULATION					
Block Description	Number of blocks	Length (meter)	Breath (meter)		Area (sqm.)
1	1	35.000	12.500	=	437.500
SUBTOTAL : A				=	437.500
DEDUCTION					
1	1	5.950	0.800	=	4.760
2	1	6.900	2.175	=	15.008
3	1	0.900	4.275	=	3.848
4	1	2.650	2.175	=	5.764
5	1	5.450	0.800	=	4.360
6	1	2.650	2.175	=	5.764
7	1	2.900	2.450	=	7.105
8	1	1.500	3.900	=	5.850
9	1	1.300	2.150	=	2.795
10	1	1.500	1.450	=	2.175
11	1	1.750	2.525	=	4.419
12	1	0.750	4.375	=	3.281
13	1	1.300	3.875	=	5.038
14	1	1.950	4.950	=	9.653
15	2	1.300	6.100	=	15.860
16	1	2.450	7.100	=	17.395
17	1	2.050	4.950	=	10.148
18	1	1.050	3.925	=	4.121
19	1	1.900	2.425	=	4.608
20	1	1.250	4.375	=	5.469
21	1	3.370	5.625	=	18.956
22	1	1.430	3.825	=	5.470
23	1	1.050	4.375	=	4.594
24	1	3.800	4.950	=	18.810
25	1	2.200	6.100	=	13.420
26	1	1.550	7.400	=	11.470
27	1	2.650	2.100	=	5.565
28	1	2.500	2.600	=	6.500
29	1	2.900	1.200	=	3.480
30	1	2.500	4.700	=	11.750
31	1	3.200	1.200	=	3.840
SUBTOTAL : B				=	241.272
NET BUILT UP AREA = (SUBTOTAL : A) - (SUBTOTAL :B)				=	196.228

BUILDING-4					
1ST & 3RD FLOOR BUILT UP AREA CALCULATION					
Block Description	Number of blocks	Length (meter)	Breath (meter)		Area (sqm.)
1	1	36.300	15.000	=	544.500
SUBTOTAL : A				=	544.500
DEDUCTION					
1	1	5.950	0.800	=	4.760
2	1	6.900	2.175	=	15.008
3	1	0.900	4.275	=	3.848
4	1	2.650	2.175	=	5.764
5	3	2.850	1.350	=	11.543
6	1	2.500	2.175	=	5.438
7	1	3.000	0.800	=	2.400
8	2	1.300	1.000	=	2.600
9	1	2.600	2.150	=	5.590
10	1	3.000	0.850	=	2.550
11	2	2.850	1.400	=	7.980
12	1	2.500	5.025	=	12.563
13	1	0.750	1.850	=	1.388
14	1	5.350	1.500	=	8.025
15	1	5.450	2.225	=	12.126
16	1	5.950	0.850	=	5.058
17	2	1.550	1.300	=	4.030
18	1	3.750	2.150	=	8.063
19	1	3.000	0.000	=	0.000
20	1	2.050	1.800	=	3.690
21	2	1.300	2.150	=	5.590
22	1	2.450	4.150	=	10.168
23	1	2.650	2.100	=	5.565
24	1	2.500	2.600	=	6.500
25	2	2.600	1.200	=	5.760
26	1	2.500	4.700	=	11.750
SUBTOTAL : B				=	168.553
NET BUILT UP AREA(C) = (SUBTOTAL : A) - (SUBTOTAL :B)				=	375.948

BALCONY AREA STATEMENT

1ST & 3RD FLOOR

BALCONY TYPE	LENGTH (METER)	BREATH (METER)	TOTAL	NUMBER OF BALCONY	AREA IN SQM. PARTLY ENCLOSED	OPEN	ENCLOSED
OPEN B1	4.300	1.000	4.300	2	0.000	8.600	0.000
OPEN B2	2.900	1.800	5.220	3	0.000	15.660	0.000
OPEN B3	2.925	1.000	2.925	4	0.000	11.700	0.000
OPEN B4	4.600	1.000	4.600	2	0.000	9.200	0.000
OPEN B5	2.500	1.375	3.438	1	0.000	3.438	0.000
			SUBTOTAL	12	0.000	48.598	0.000
TOTAL PROPOSED BALCONY AREA PER FLOOR						48.598	
NET BUILT UP AREA OF FLOOR						375.948	
PERMISSIBLE BALCONY AREA PER FLOOR = (NET BUILT UP AREA) X 15 %						56.392	
BALANCE BALCONY AREA PER FLOOR, IF ANY						7.79	
EXCESS BALCONY AREA PER FLOOR,IF ANY						NA	

TERRACE AREA STATEMENT

1ST & 3RD FLOOR

TERRACE TYPE	LENGTH (METER)	BREATH (METER)	TOTAL	NUMBER OF TERRACE	AREA IN SQM.
T1	2.850	1.350	3.848	3	11.543
T2	3.000	0.800	2.400	2	4.800
	2.850	0.550	1.568		3.135
T3	2.850	1.500	4.275	1	4.275
T4	2.800	2.175	6.090	1	6.090
SUBTOTAL				7	29.843
TOTAL PROPOSED TERRACE AREA EACH 1ST & 3RD FLOOR					29.843
NET BUILT UP AREA OF PER FLOOR					375.948
PERMISSIBLE TERRACE AREA OF PER FLOOR = (NET BUILT UP AREA) X20 %					75.190
BALANCE TERRACE AREA EACH 1ST & 3RD FLOOR					45.347
EXCESS TERRACE AREA EACH 1ST & 3RD FLOOR					NA

STAMP OF APPROVAL 9/17

BUILDING NO.- 04

AS BUILT DRAWING APPROVED
Subject to the condition mentioned in this office letter no CIDCO/NAINA/Panvel/Vihighar/BP-00063/OC/Full/2022/0149
Dated 20 Jan 2022

RAJA BHAGUJI WAGHMARE
Digitally signed by RAJA BHAGUJI WAGHMARE
Date: 2022.01.20 17:58:54 +05'30'

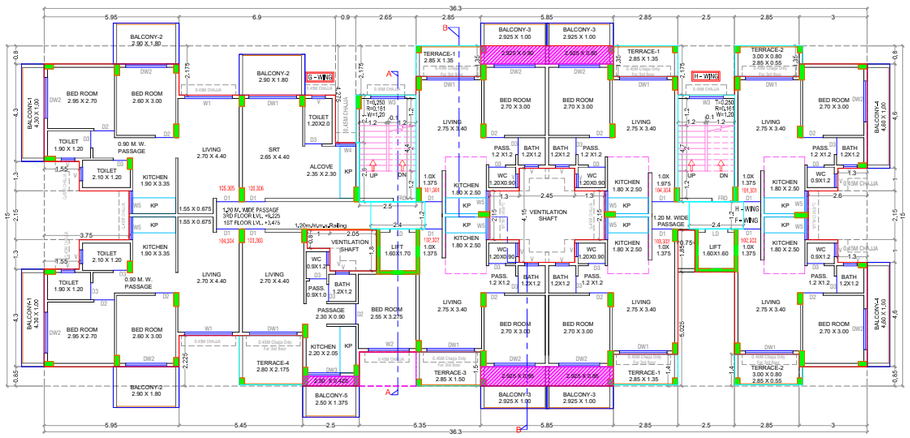

ELEVATION

1ST & 3RD FLOOR PLAN (BUILDING -04)
SCALE - 1:100

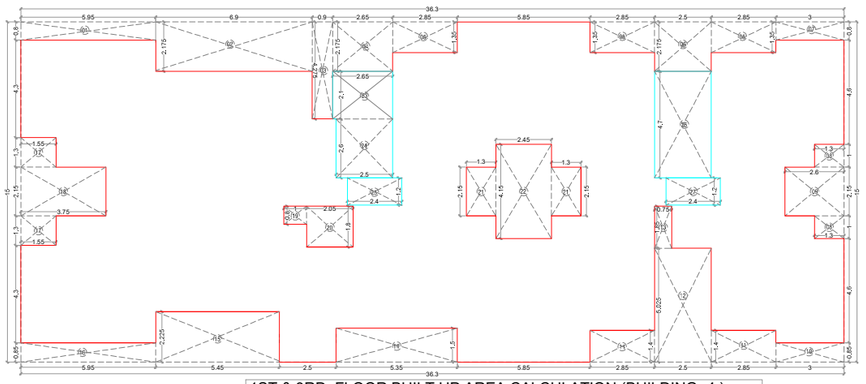

1ST & 3RD FLOOR BUILT UP AREA CALCULATION (BUILDING -4)
SCALE - 1:100

SCHEDULE OF DOORS & WINDOWS					
TYPE	SIZE IN MM			AREA IN	DISCREPTION	SILL LVL.
FRD	1	X	2.1	2.1	DOOR	
D1	1	X	2.1	2.1	T.W. PANEL DOOR	
D2	0.9	X	2.1	1.89	T.W. PANEL DOOR	
D3	0.75	X	2.1	1.575	T.W. PANEL DOOR	
DW1	2.1	X	2.1	4.41	AL. SLIDING FRENCH WINDOW	0.2
DW2	1.8	X	2.1	3.78	AL. SLIDING FRENCH WINDOW	0.2
DW3	1.5	X	2.1	3.15	AL. SLIDING FRENCH WINDOW	0.2
W1	2.1	X	1.2	2.52	AL. SLIDING WINDOW	1.1
W2	1.8	X	1.2	2.16	AL. SLIDING WINDOW	1.1
W3	1.5	X	1.2	1.8	AL. SLIDING WINDOW	1.1
W4	1.05	X	1.2	1.26	AL. SLIDING WINDOW	1.1
W5	1	X	1.2	1.2	AL. SLIDING WINDOW	1.1
V	0.8	X	0.75	0.45	ALGOVERD WINDOW	1.35

LIGHT & VENTILATION STATEMENT (BLD-3 & 4TH)					
ROOM	CARPET	L/G	TYPE	AREA IN	SILL LVL.
LIVING-1	12.93	2.15	W1	2.52	1.1
MULTI-PURPOSE	11.66	1.94	DW1	4.41	0.2
BED-1	7.80	1.30	DW2	3.78	0.2
BED-2	7.97	1.33	DW2	3.78	0.2
KITCHEN-1	6.37	1.06	W5	1.2	1.1
KITCHEN-2	4.51	0.75	DW3	3.15	0.2
TOILE1	2.52	0.42	V	0.45	1.55
BATH	1.44	0.24	V	0.45	1.55
W.C.	1.08	0.18	V	0.45	1.55

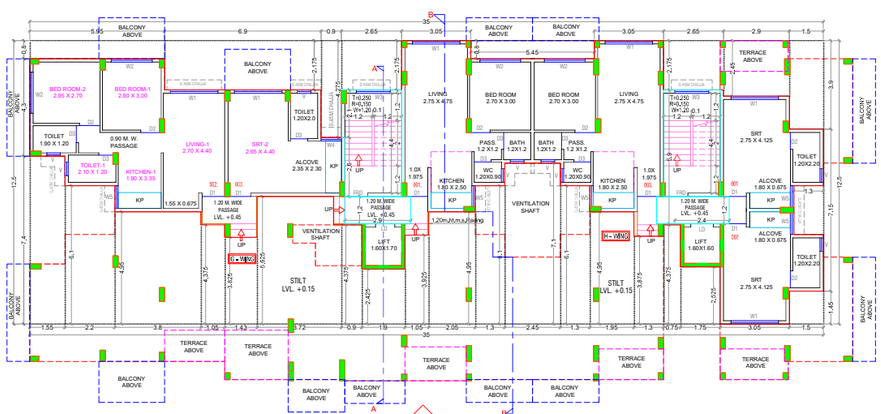

ELEVATION

GROUND FLOOR PLAN (BUILDING -04)
SCALE - 1:100

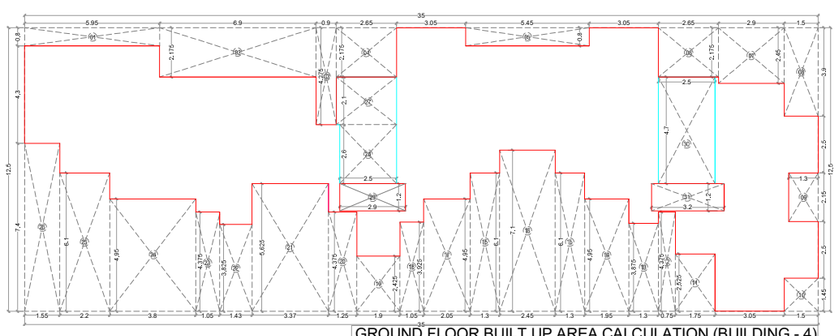

GROUND FLOOR BUILT UP AREA CALCULATION (BUILDING - 4)
SCALE - 1:100

KEY PLAN
SCALE - NTS

NOTE:
- ALL DIMENSIONS ARE IN METERS.
- INTERNAL WALL THICKNESS 0.10 M.
- EXTERNAL WALL THICKNESS 0.15 M.

CONTENT OF THE SHEET

GR., 1ST,& 3RD FLOOR PLAN , AREA DIAGRAM & CALCULATION , SECTION AA & BB, ELEVATION-04

M/s. Prayag Builders & Devlopers through Prayag Builders & Developers

1) MR. PRADEEP KRUSHNA BHOPI
(Signature of OWNER)

AR. SWAPNIL KALYANKAR
REGO. NO. CA / 2016 / 47491
(Signature of Architect.)

NAME OF THE OWNER

1) (MR. PRADEEP KRUSHNA BHOPI)

DESCRIPTION OF PROPOSAL & PROPERTY

Proposed Residential Building On Land Bearing Survey No. 100 / 5B , At Village Vihighar, Tal- Panvel, Dist Raigad, Maharastra.

ARCHITECT NAME & SIGNATURE

JOB NO.	
DWG. NO.	
DATE	29.10.2021
SCALE	1: 100 , N.T.S.
DRN BY	KISHOR THAKUR
CHKD BY	SWAPNIL KALYANKAR

SKA
SWAPNIL KALYANKAR ARCHITECTS
Swapnil Kalyankar | +91 - 99875 96301
OFFICE : SIDDHANT MARKET D - WING,
2ND FLOOR,OPP.BJP OFFICE,PANVEL - 410 206.
EMAIL : skap@mers@gmail.com

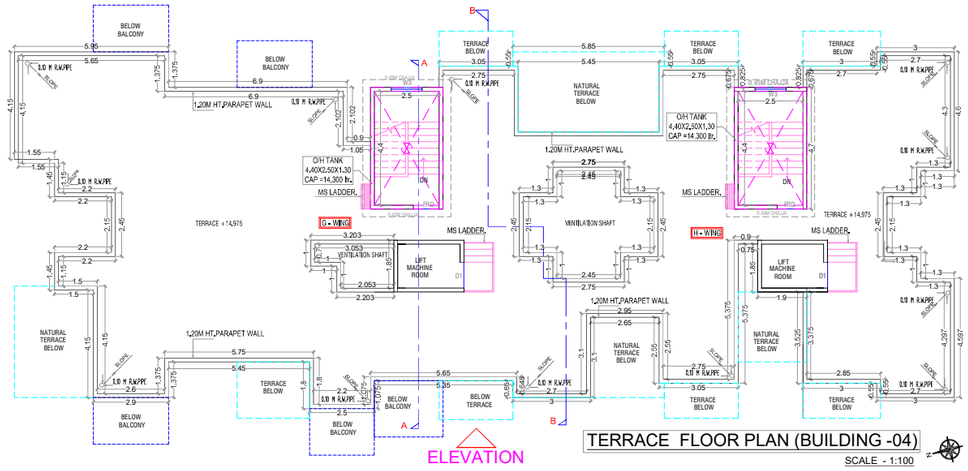

ELEVATION

TERRACE FLOOR PLAN (BUILDING -04)

SCALE - 1:100

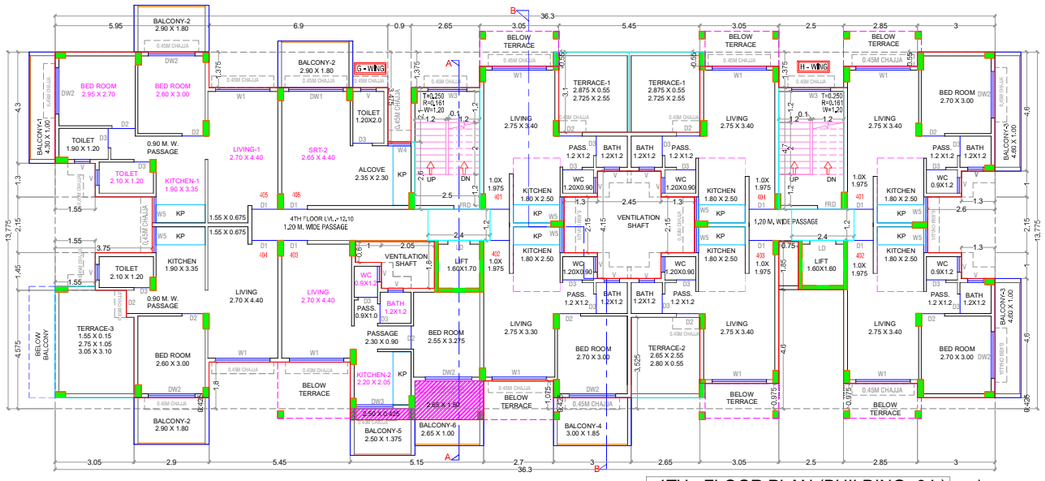

ELEVATION

4TH FLOOR PLAN (BUILDING -04)

SCALE - 1:100

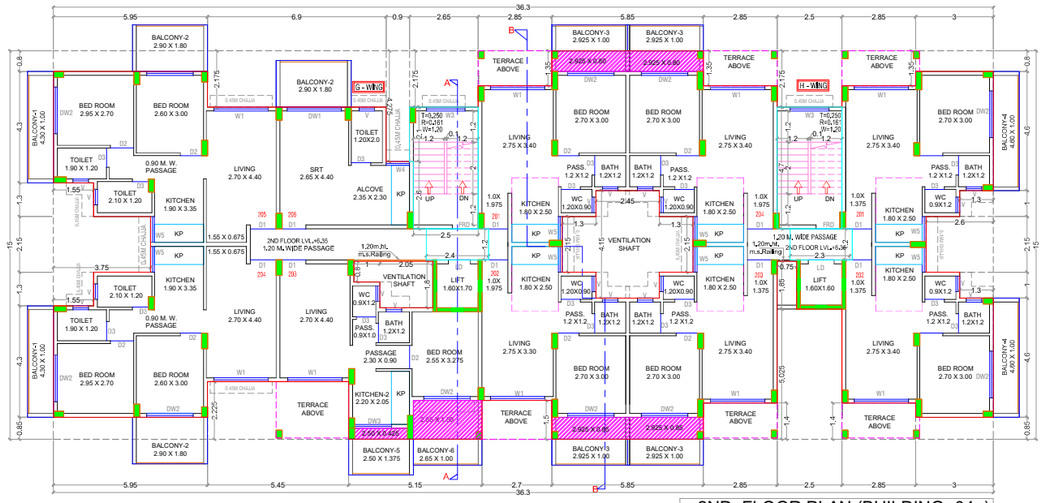

2ND FLOOR PLAN (BUILDING -04)

SCALE - 1:100

BUILDING-4

2ND FLOOR BUILT UP AREA CALCULATION

Block Description	Number of blocks	Length (meter)	Breath (meter)		Area (sqm.)
1	1	36.300	15.000	=	544.500
SUBTOTAL : A				=	544.500
DEDUCTION					
1	1	5.950	0.800	=	4.760
2	1	6.900	2.175	=	15.008
3	1	0.900	4.275	=	3.848
4	1	2.650	2.175	=	5.764
5	3	2.850	1.350	=	11.543
6	1	2.500	2.175	=	5.438
7	1	3.000	0.800	=	2.400
0	2	1.200	1.000	=	2.600
9	1	2.600	2.150	=	5.590
10	1	3.000	0.850	=	2.550
11	2	2.850	1.400	=	7.980
12	1	2.500	5.025	=	12.563
13	1	0.750	1.850	=	1.388
14	1	2.700	1.500	=	4.050
15	1	5.450	2.225	=	12.126
16	1	5.950	0.850	=	5.058
17	2	1.550	1.300	=	4.030
18	1	3.750	2.150	=	8.063
19	1	1.000	0.800	=	0.800
20	1	2.050	1.800	=	3.690
21	2	1.300	2.150	=	5.590
22	1	2.450	4.150	=	10.168
23	1	2.650	2.100	=	5.565
24	1	2.500	2.600	=	6.500
25	2	2.400	1.200	=	5.760
26	1	2.500	4.700	=	11.750
SUBTOTAL : B				=	164.578
NET BUILT UP AREA(C) = (SUBTOTAL : A) - (SUBTOTAL :B)				=	379.923

BALCONY AREA STATEMENT

2ND FLOOR

BALCONY TYPE	LENGTH (METER)	BREATH (METER)	TOTAL	NUMBER OF BALCONY	AREA IN SQM. PARTLY ENCLOSED	AREA IN SQM. OPEN	AREA IN SQM. ENCLOSED
OPEN B1	4.300	1.000	4.300	2	0.000	8.600	0.000
OPEN B2	2.900	1.800	5.220	3	0.000	15.660	0.000
OPEN B3	2.925	1.000	2.925	4	0.000	11.700	0.000
OPEN B4	4.600	1.000	4.600	2	0.000	9.200	0.000
OPEN B5	2.500	1.375	3.438	1	0.000	3.438	0.000
OPEN B6	2.650	1.000	2.650	1	0.000	2.650	0.000
SUBTOTAL				13	0.000	51.248	0.000
TOTAL PROPOSED BALCONY AREA PER FLOOR					51.248		
NET BUILT UP AREA OF FLOOR					379.923		
PERMISSIBLE BALCONY AREA PER FLOOR = (NET BUILT UP AREA) X 15 %					56.988		
BALANCE BALCONY AREA PER FLOOR, IF ANY					5.74		
EXCESS BALCONY AREA PER FLOOR,IF ANY					NA		

BUILDING- 4 TH

4TH FLOOR BUILT UP AREA CALCULATION

Dlock Description	Number of blocks	Length (meter)	Breath (meter)		Area (sqm.)
1	1	36.300	14.200	=	515.460
SUBTOTAL : A				=	515.460
DEDUCTION					
1	1	6.900	1.375	=	9.488
2	1	0.900	3.475	=	3.128
3	1	2.650	1.375	=	3.644
4	1	3.050	0.550	=	1.678
5	1	5.450	3.100	=	16.895
6	1	3.050	0.550	=	1.678
7	1	2.500	1.375	=	3.438
8	1	2.850	0.550	=	1.568
9	2	1.300	1.000	=	2.600
10	1	2.600	2.150	=	5.590
11	1	3.000	0.850	=	2.550
12	1	2.850	1.400	=	3.990
13	1	2.500	5.025	=	12.563
14	1	0.750	1.850	=	1.388
15	1	3.050	1.400	=	4.270
16	1	2.650	3.950	=	10.468
17	1	3.000	0.850	=	2.550
18	1	2.700	1.500	=	4.050
19	1	5.450	2.225	=	12.126
20	1	2.900	0.850	=	2.465
21	1	3.050	3.950	=	12.048
21A	1	2.750	1.050	=	2.888
22	1	1.550	1.450	=	2.248
23	1	3.750	2.150	=	8.063
24	1	1.550	1.300	=	2.015
25	1	1.000	0.800	=	0.800
26	1	2.050	1.800	=	3.690
27	2	1.300	2.150	=	5.590
28	1	2.450	4.150	=	10.168
29	1	2.650	2.100	=	5.565
30	1	2.500	2.600	=	6.500
31	2	2.400	1.200	=	5.760
32	1	2.500	4.700	=	11.750
SUBTOTAL : B				=	183.205
NET BUILT UP AREA = (SUBTOTAL : A) - (SUBTOTAL :B)				=	332.255

BALCONY AREA STATEMENT

4TH FLOOR

BALCONY TYPE	LENGTH (METER)	BREATH (METER)	TOTAL	NUMBER OF BALCONY	AREA IN SQM. PARTLY ENCLOSED	AREA IN SQM. OPEN	AREA IN SQM. ENCLOSED
OPEN B1	4.300	1.000	4.300	1	0.000	4.300	0.000
OPEN B2	2.900	1.800	5.220	3	0.000	15.660	0.000
OPEN B3	4.600	1.000	4.600	2	0.000	9.200	0.000
OPEN B4	3.600	1.850	5.550	1	0.000	5.550	0.000
OPEN B5	2.500	1.375	3.438	1	0.000	3.438	0.000
OPEN B6	2.650	1.000	2.650	1	0.000	2.650	0.000
SUBTOTAL				9	0.000	40.798	0.000
TOTAL PROPOSED BALCONY AREA PER FLOOR					40.798		
NET BUILT UP AREA OF FLOOR					332.250		
PERMISSIBLE BALCONY AREA PER FLOOR = (NET BUILT UP AREA) X 15 %					49.838		
BALANCE BALCONY AREA PER FLOOR, IF ANY					9.04		
EXCESS BALCONY AREA PER FLOOR,IF ANY					NA		

TERRACE AREA STATEMENT

4TH FLOOR

TERRACE TYPE	LENGTH (METER)	BREATH (METER)	TOTAL	NUMBER OF TERRACE	AREA IN SQM.
T1	2.725	2.550	6.949	2	13.898
T2	2.875	0.550	1.581	1	3.163
	2.650	2.550	6.758		6.758
	2.800	0.550	1.540		1.540
T3	1.550	0.150	0.233	1	0.233
	2.750	1.050	2.888		2.888
	3.050	3.100	9.455		9.455
SUBTOTAL				4	37.933
TOTAL PROPOSED TERRACE AREA 4TH					37.933
NET BUILT UP AREA OF PER FLOOR					332.250
PERMISSIBLE BALCONY AREA OF PER FLOOR = (NET BUILT UP AREA) X20 %					66.450
BALANCE TERRACE AREA 4TH					28.518
EXCESS TERRACE AREA 4TH					NA

SCHEDULE OF DOORS & WINDOWS

TYPE	SIZE IN MM		AREA IN		DISCREPTION	SILL LVL.
FRD	1	X	2.1	2.1	DOOR	
D1	1	X	2.1	2.1	T.W. PANEL DOOR	
D2	0.9	X	2.1	1.89	T.W. PANEL DOOR	
D3	0.75	X	2.1	1.575	T.W. PANEL DOOR	
DW1	2.1	X	2.1	4.41	AL. SLIDING FRENCH WINDOW	0.2
DW2	1.8	X	2.1	3.78	AL. SLIDING FRENCH WINDOW	0.2
DW3	1.5	X	2.1	3.15	AL. SLIDING FRENCH WINDOW	0.2
W1	2.1	X	1.2	2.52	AL. SLIDING WINDOW	1.1
W2	1.8	X	1.2	2.16	AL. SLIDING WINDOW	1.1
W3	1.5	X	1.2	1.8	AL. SLIDING WINDOW	1.1
W4	1.05	X	1.2	1.26	AL. SLIDING WINDOW	1.1
W5	1	X	1.2	1.2	AL. SLIDING WINDOW	1.1
V	0.6	X	0.75	0.45	AL.LOUVERD WINDOW	1.55

LIGHT & VENTILATION STATEMENT (BLD-3 & 4TH)

ROOM	CARPET	1/6	TYPE	AREA IN	SILL LVL.
LIVING-1	12.93	2.15	W1	2.52	1.1
MULTI-PURPOSE	11.66	1.94	DW1	4.41	0.2
BED-1	7.80	1.30	DW2	3.78	0.2
BED-2	7.97	1.33	DW2	3.78	0.2
KITCHEN-1	6.37	1.06	W5	1.2	1.1
KITCHEN-2	4.51	0.75	DW3	3.15	0.2
TOILET	2.52	0.42	V	0.45	1.55
BATH	1.44	0.24	V	0.45	1.55
W.C.	1.08	0.18	V	0.45	1.55

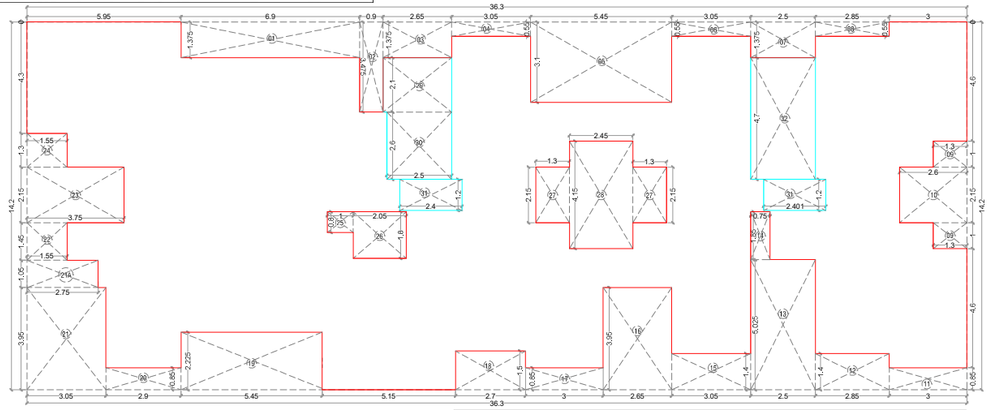

4TH FLOOR BUILT UP AREA CALCULATION (BUILDING -04)

SCALE - 1:100

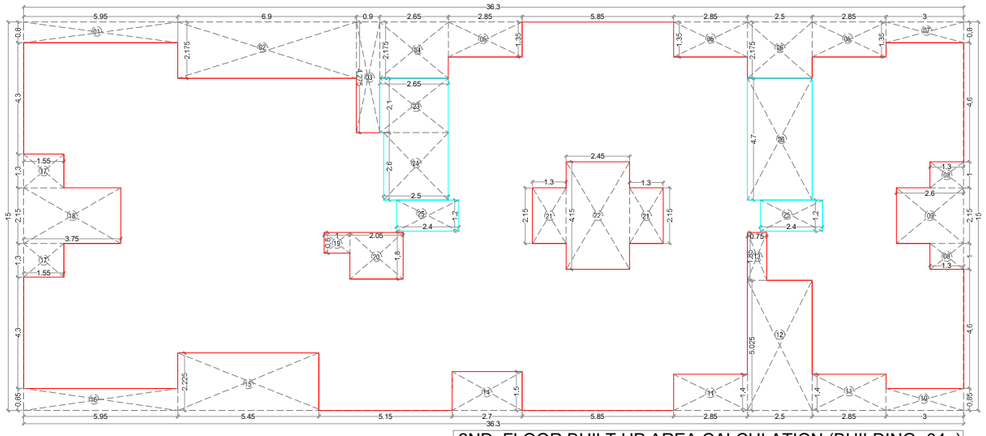

2ND FLOOR BUILT UP AREA CALCULATION (BUILDING -04)

SCALE - 1:100

STAMP OF APPROVAL 10/17

BUILDING NO.- 04

AS BUILT DRAWING APPROVED

Subject to the condition mentioned in this office letter no CIDCO/NAINA/Panvel/Vihighar/BP-00063/OC/Full/2022/0149

Dated 20 Jan 2022

RAJA BHAGUJI WAGHMARE

Digitally signed by RAJA BHAGUJI WAGHMARE

Date: 2022.01.20 17:59:50 +05'30'

KEY PLAN NORTH

SCALE - NTS

NOTE:
- ALL DIMENSIONS ARE IN METERS.
- INTERNAL WALL THICKNESS 0.10 M.
- EXTERNAL WALL THICKNESS 0.15 M.

CONTENT OF THE SHEET

2ND & 4th ,TERRACE FLOOR PLAN , AREA DIAGRAM & CALCULATION ,

M/s. Prayag Builders & Devlopers through Prayag Builders & Developers

Partner

1) MR. PRADEEP KRUSHNA BHOPI

(Signature of OWNER)

AR. SWAPNIL KALYANKAR
REGD. NO. CA / 2010 / 47491
(Signature of Architect.)

NAME OF THE OWNER

1) (MR. PRADEEP KRUSHNA BHOPI)

DESCRIPTION OF PROPOSAL & PROPERTY

Proposed Residential Building On Land Bearing Survey No. 100 / 5B , At Village Vihighar, Tal- Panvel, Dist Raigad, Maharastra.

ARCHITECT NAME & SIGNATURE

JOB NO.	
DWG. NO.	
DATE	29.10.2021
SCALE	1: 100 , N.T.S.
DRN BY	KISHOR THAKUR
CHKD BY	SWAPNIL KALYANKAR

SWAPNIL KALYANKAR ARCHITECTS

Swapnil Kalyankar | +91 • 99875 96001

OFFICE : SIDDHANT MARKET,D • WING,
2ND FLOOR,OPP.BJP OFFICE,PANVEL • 410 206.

EMAIL : skaplanners@gmail.com

STAMP OF APPROVAL 11/17

BUILDING NO.5

AS BUILT DRAWING APPROVED
Subject to the condition mentioned in this office letter no.
CIDCO/NAINA/Panvel/Vihighar/BP-00063/OC/Full/2022/0149

Dated 20 Jan 2022

RAJA BHAGUJI WAGHMARE

Digitally signed by RAJA BHAGUJI WAGHMARE
Date: 2022.01.20 18:00:14 +05'30'

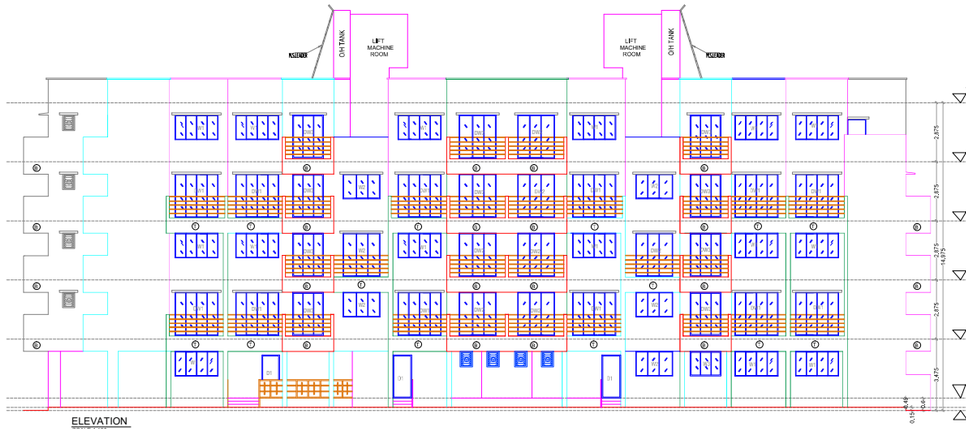

ELEVATION
SCALE 1:100

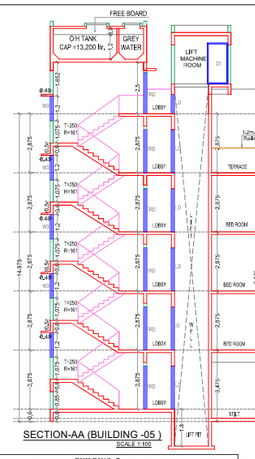

SECTION-AA (BUILDING -05)
SCALE 1:100

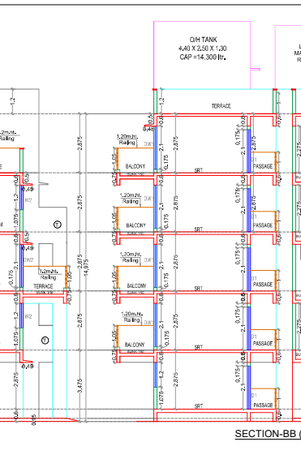

SECTION-BB (BUILDING -05)
SCALE 1:100

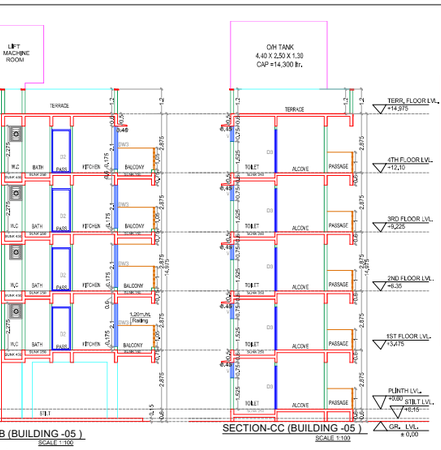

SECTION-CC (BUILDING -05)
SCALE 1:100

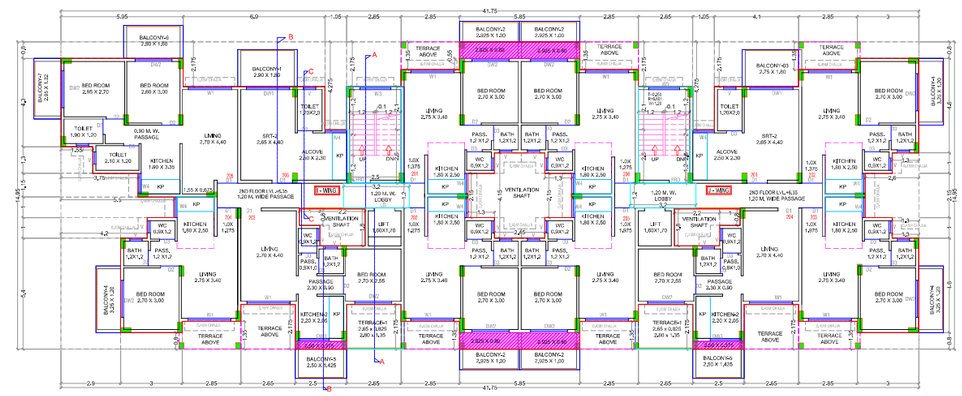

2nd FLOOR PLAN (BUILDING -05)
SCALE - 1:100

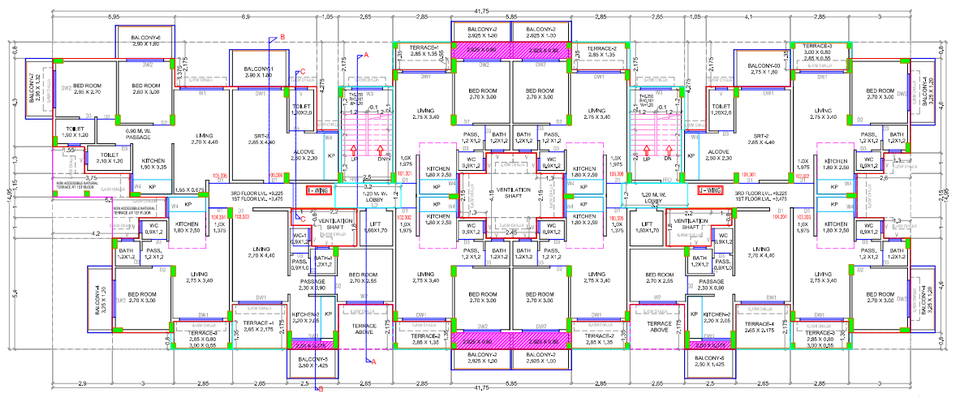

1ST & 3RD FLOOR PLAN (BUILDING -05)
SCALE - 1:100

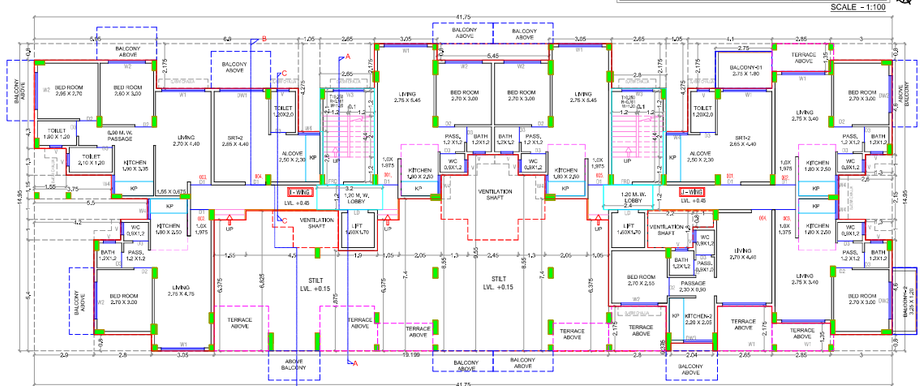

GROUND FLOOR PLAN (BUILDING -05)
SCALE - 1:100

BUILDING- 5

GROUND FLOOR BUILT UP AREA CALCULATION

Block Description	Number of blocks	Length (meter)	Breath (meter)		Area (sqm.)
1	1	41.750	14.950	=	624.163
SUBTOTAL : A				=	624.163

DEDUCTION

1	1	5.950	0.800	=	4.760
2	1	6.900	2.175	=	15.008
3	2	1.050	4.275	=	8.978
4	2	2.650	2.175	=	11.528
5	1	5.450	0.800	=	4.360
6	1	4.100	2.175	=	8.918
7	2	3.000	0.800	=	4.800
7A	2	2.850	1.350	=	7.695
7B	1	2.650	2.175	=	5.764
7C	1	2.800	0.800	=	2.240
8	1	2.040	0.375	=	0.765
9	1	2.800	2.175	=	6.090
10	2	1.050	6.375	=	13.388
11	2	2.050	7.400	=	30.340
12	2	1.300	8.550	=	22.230
13	1	2.450	9.550	=	23.398
14	1	1.900	4.875	=	9.263
15	1	4.500	6.825	=	30.713
16	1	1.550	6.375	=	9.881
17	1	2.900	5.400	=	15.660
18	1	4.200	1.000	=	4.200
19	1	5.500	1.000	=	5.500
20	1	3.750	1.150	=	4.313
21	1	1.550	1.300	=	2.015
22	1	2.600	2.150	=	5.590
23	1	2.200	1.800	=	3.960
24	1	1.000	0.800	=	0.800
25	2	1.300	1.000	=	2.600
26	2	2.650	2.100	=	11.130
27	2	2.500	2.600	=	13.000
28	1	3.200	1.200	=	3.840
29	1	2.400	1.200	=	2.880
SUBTOTAL : B				=	295.603
NET BUILT UP AREA = (SUBTOTAL : A) - (SUBTOTAL :B)				=	**328.560**

BUILDING- 5

1ST ,2ND & 3RD FLOOR BUILT UP AREA CALCULATION

Block Description	Number of blocks	Length (meter)	Breath (meter)		Area (sqm.)
1	1	41.75	14.950	=	624.163
SUBTOTAL : A				=	624.163

DEDUCTION

1	1	5.95	0.800	=	4.760
2	1	6.90	2.175	=	15.008
3	2	1.85	4.275	=	8.978
4	2	2.65	2.175	=	11.528
5	7	2.85	1.350	=	26.933
6	1	4.10	2.175	=	8.918
7	3	3.00	0.80	=	7.200
8	2	1.30	1.000	=	2.600
9	1	2.60	2.150	=	5.590
10	1	2.90	5.400	=	15.660
11	1	4.20	1.00	=	4.200
12	1	5.50	1.00	=	5.500
13	1	3.75	1.15	=	4.313
14	1	1.55	1.300	=	2.015
15	2	1.00	0.80	=	1.600
16	2	2.20	1.80	=	7.920
17	2	1.30	2.150	=	5.590
18	1	2.45	4.158	=	10.148
19	2	2.65	2.100	=	11.130
20	2	2.50	2.600	=	13.000
21	1	3.20	1.200	=	3.840
22	1	3.20	1.200	=	3.840
SUBTOTAL : B				=	203.343
NET BUILT UP AREA = (SUBTOTAL : A) - (SUBTOTAL :B)				=	**420.820**

BALCONY AREA STATEMENT

1ST ,2ND & 3RD FLOOR

BALCONY TYPE	LENGTH (METER)	BREATH (METER)	TOTAL	NUMBER OF BALCONY	AREA IN SQM. PARTLY ENCLOSED	OPEN	ENCLOSED
OPEN B1	2.90	1.80	5.220	1	0.000	5.220	0.000
OPEN B2	2.925	1.80	2.925	4	0.000	11.700	0.000
OPEN B3	2.75	1.80	4.950	1	0.000	4.950	0.000
OPEN B4	3.25	1.20	3.900	3	0.000	11.700	0.000
OPEN B5	2.50	1.425	3.563	2	0.000	7.125	0.000
OPEN B6	2.90	1.60	4.640	1	0.000	4.640	0.000
OPEN B7	2.95	1.32	3.894	1	0.000	3.894	0.000
SUBTOTAL				**13**	**0.000**	**49.229**	**0.000**
TOTAL PROPOSED BALCONY AREA PER FLOOR						**49.229**	
NET BUILT UP AREA OF FLOOR						**420.820**	
PERMISSIBLE BALCONY AREA PER FLOOR = (NET BUILT UP AREA) X 15 %						**63.123**	
BALANCE BALCONY AREA PER FLOOR, IF ANY						**13.89**	
EXCESS BALCONY AREA PER FLOOR,IF ANY						**NA**	

TERRACE AREA STATEMENT

1ST & 3RD FLOOR

TERRACE TYPE	LENGTH (METER)	BREATH (METER)	TOTAL	NUMBER OF TERRACE	AREA IN SQM.
T1	2.850	1.350	3.848	1	3.8475
T2	2.850	1.350	3.848	3	11.543
T3	3.000	0.800	2.400	3	7.200
	2.850	0.550	1.568		4.703
T4	2.650	2.175	5.764	2	11.528
SUBTOTAL				8	38.820
TOTAL PROPOSED TERRACE AREA EACH 1ST & 3RD FLOOR					**38.820**
NET BUILT UP AREA OF PER FLOOR					**420.820**
PERMISSIBLE BALCONY AREA OF PER FLOOR = (NET BUILT UP AREA) X20 %					**84.164**
BALANCE TERRACE AREA EACH 1ST & 3RD FLOOR					**45.344**
EXCESS TERRACE AREA EACH 1ST & 3RD FLOOR					**NA**

2ND FLOOR

TERRACE TYPE	LENGTH (METER)	BREATH (METER)	TOTAL	NUMBER OF TERRACE	AREA IN SQM.
T1	2.650	0.825	2.186	2	4.3725
	2.800	1.350	3.780		7.560
SUBTOTAL				**2**	**11.933**
TOTAL PROPOSED TERRACE AREA 2ND FLOOR					**11.933**
NET BUILT UP AREA OF PER FLOOR					**420.820**
PERMISSIBLE BALCONY AREA OF PER FLOOR = (NET BUILT UP AREA) X20 %					**84.164**
BALANCE TERRACE AREA 2ND FLOOR					**72.232**
EXCESS TERRACE AREA 2ND FLOOR					**NA**

GROUND FLOOR BALCONY AREA STATEMENT

GROUND FLOOR

BALCONY TYPE	LENGTH (METER)	BREATH (METER)	TOTAL	NUMBER OF BALCONY	AREA IN SQM. OPEN
OPEN B1	2.75	1.80	4.950	1	4.950
OPEN B2	3.250	1.20	3.900	1	3.900
SUBTOTAL				**2**	**8.850**
TOTAL PROPOSED BALCONY AREA PER FLOOR					**8.850**
NET BUILT UP AREA OF FLOOR					**328.560**
PERMISSIBLE BALCONY AREA PER FLOOR = (NET BUILT UP AREA) X 15 %					**49.284**
BALANCE BALCONY AREA PER FLOOR, IF ANY					**40.43**
EXCESS BALCONY AREA PER FLOOR,IF ANY					**NA**

SCHEDULE OF DOORS & WINDOWS

TYPE	SIZE IN MM			AREA IN	DISCRIPTION	SILL LVL.
FRD	1	X	2.1	2.1	DOOR	
D1	1	X	2.1	2.1	T.W. PANEL DOOR	
D2	0.9	X	2.1	1.89	T.W. PANEL DOOR	
D3	0.75	X	2.1	1.575	T.W. PANEL DOOR	
DW1	2.1	X	2.1	4.41	AL. SLIDING FRENCH WINDOW	0.2
DW2	1.8	X	2.1	3.78	AL. SLIDING FRENCH WINDOW	0.2
DW3	1.5	X	2.1	3.15	AL. SLIDING FRENCH WINDOW	0.2
W1	2.1	X	1.2	2.52	AL. SLIDING FRENCH WINDOW	1.1
W2	1.8	X	1.2	2.16	AL. SLIDING FRENCH WINDOW	1.1
W3	1.5	X	1.2	1.8	AL. SLIDING FRENCH WINDOW	1.1
W4	1.05	X	1.2	1.26	AL. SLIDING FRENCH WINDOW	1.1
W5	1	X	1.2	1.2	AL. SLIDING FRENCH WINDOW	1.1
V	0.6	X	0.75	0.45	AL.LOUVERD WINDOW	1.55

LIGHT & VENTILATION STATEMENT (BLD-5 & 6)

ROOM	CARPET	1/6	TYPE	AREA IN	SILL LVL.
LIVING-1	12.93	2.15	W1	2.52	1.1
LIVING-2	11.88	1.98	DW1	4.41	0.2
BED-1	7.80	1.30	DW2	3.78	0.2
BED-2	7.97	1.33	DW2	3.78	0.2
KITCHEN 1	6.37	1.06	W4	1.2	1.1
KITCHEN-2	4.51	0.75	DW3	3.15	0.2
TOILET	2.52	0.42	V	0.45	1.55
BATH	1.44	0.24	V	0.45	1.55
W.C.	1.08	0.18	V	0.45	1.55

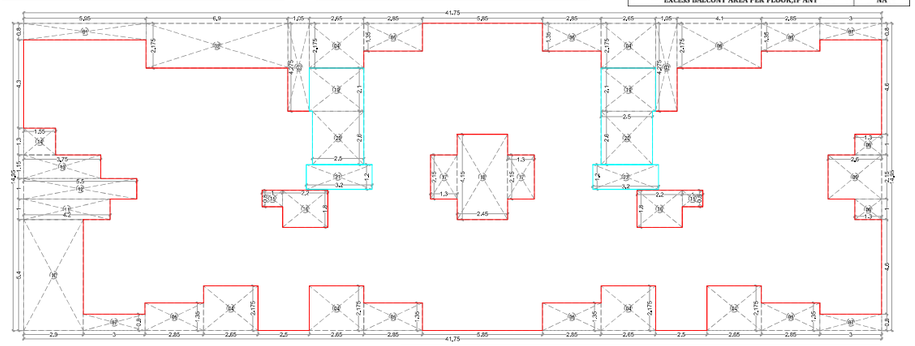

1ST,2ND , 3RD FLOOR BUILT UP AREA CALCULATION (BUILDING -05)
SCALE - 1:100

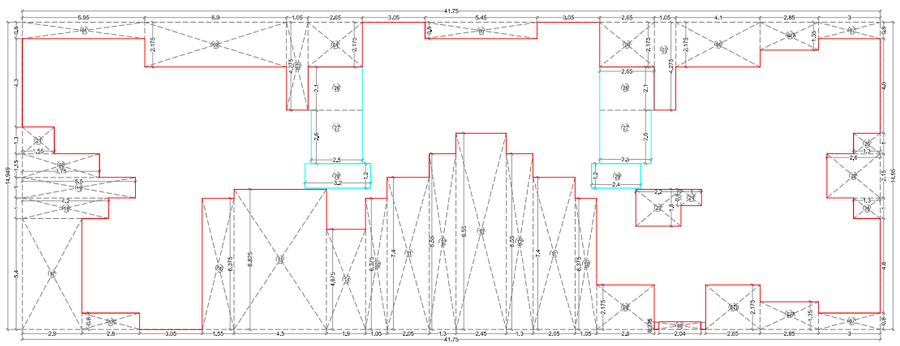

GROUND FLOOR BUILT UP AREA CALCULATION (BUILDING - 5)
SCALE - 1:100

KEY PLAN
SCALE -NTS

NOTE:
- ALL DIMENSIONS ARE IN METERS.
- INTERNAL WALL THICKNESS 0.10 M.
- EXTERNAL WALL THICKNESS 0.15 M.

CONTENT OF THE SHEET

GR., 1ST , 2ND, 3RD & 4TH FLOOR PLAN , AREA DIAGRAM & CALCULATION , TERRACE FLOOR PLAN, SECTION AA , BB & CC, ELEVATION OF (BUILDING -05).

M/s. Prayag Builders & Devlopers through
Prayag Builders & Devlopers

Partner

1) MR. PRADEEP KRUSHNA BHOPI
(Signature of POA HOLDER)

AR. SWAPNIL KALYANKAR
REGD. NO. CA / 2001 / 47489
(Signature of Architect.)

NAME OF THE OWNER

1) (MR. PRADEEP KRUSHNA BHOPI)

DESCRIPTION OF PROPOSAL & PROPERTY

Proposed Residential Building On Land Bearing Survey No. 100 / 5B , At Village Vihighar, Tal- Panvel, Dist Raigad, Maharastra.

ARCHITECT NAME & SIGNATURE

JOB NO.	
DWG. NO.	
DATE	29.10.2021
SCALE	1: 100 , N.T.S.
DRN BY	KISHOR THAKUR
CHKD BY	SWAPNIL KALYANKAR

SKA
SWAPNIL KALYANKAR ARCHITECTS
Swapnil Kalyankar | +91 - 99875 99201
OFFICE : SIDDHANT MARKET,D - WING,
2ND FLOOR,OPP.BUS OFFICE,PANVEL - 410 206.
EMAIL : skaplanners@gmail.com

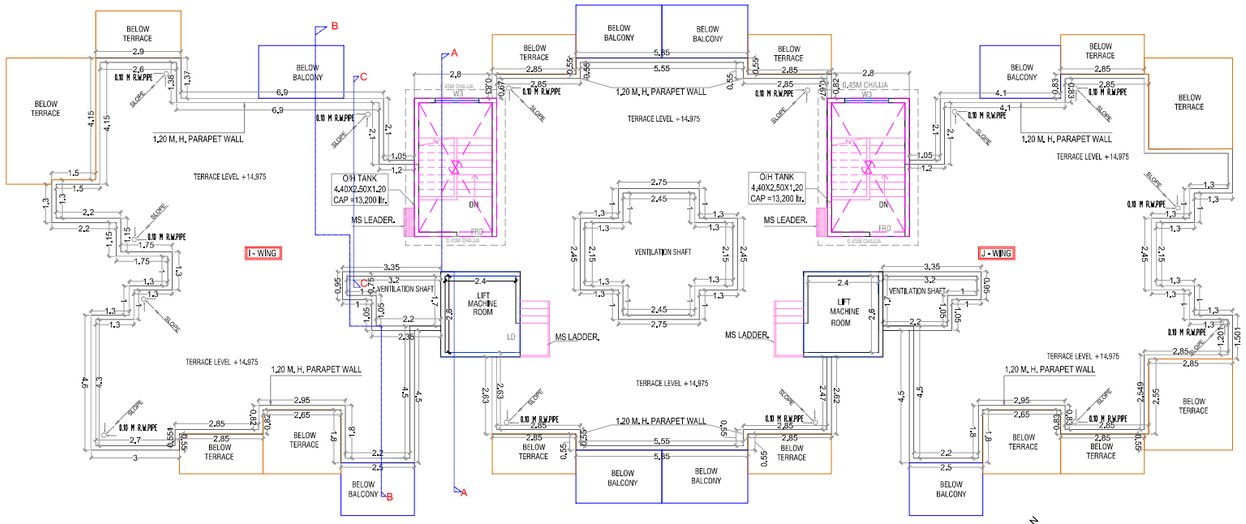

TERRACE FLOOR PLAN (BUILDING -05)

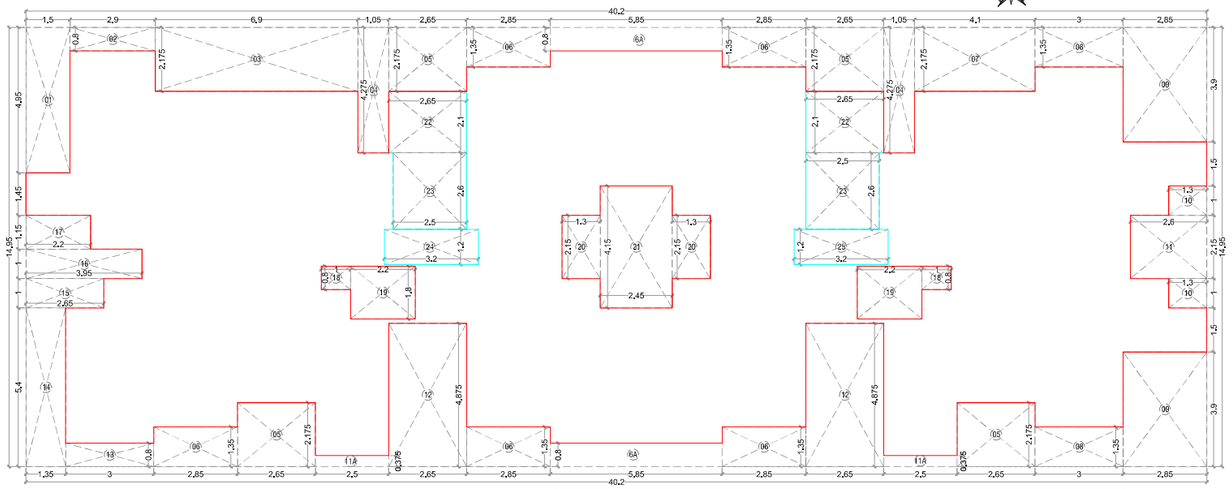

4th FLOOR BUILT UP AREA CALCULATION (BUILDING -05)

SCALE - 1:100

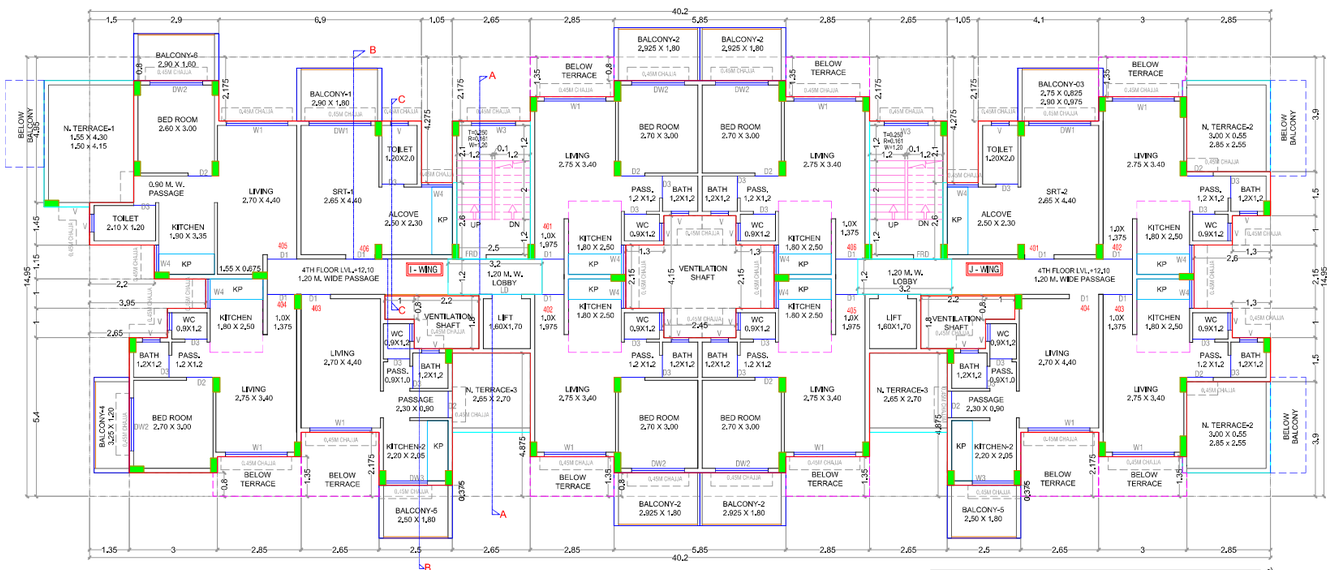

4TH FLOOR PLAN (BUILDING -05)

SCALE - 1:100

BUILDING- 5					
4TH FLOOR BUILT UP AREA CALCULATION					
Block Descriptio	Number of blocks	Length (meter)	Breath (meter)		Area (sqm.)
1	1	40.20	14.950	=	600.990
SUBTOTAL : A				=	600.990
DEDUCTION					
1	1	1.50	4.950	=	7.425
2	1	2.90	0.800	=	2.320
3	1	6.90	2.175	=	15.008
4	2	1.05	4.275	=	8.978
5	4	2.65	2.175	=	23.055
6	5	2.85	1.350	=	19.238
6A	2	5.85	0.800	=	9.360
7	1	4.10	2.175	=	8.918
8	2	3.00	1.350	=	8.100
9	2	2.85	3.900	=	22.230
10	2	1.30	1.000	=	2.600
11	1	2.60	2.150	=	5.590
11A	2	2.50	0.375	=	1.875
12	2	2.65	4.875	=	25.838
13	1	3.00	0.800	=	2.400
14	1	1.35	5.400	=	7.290
15	1	2.65	1.000	=	2.650
16	1	3.95	1.000	=	3.950
17	1	2.20	1.150	=	2.530
18	2	1.00	0.800	=	1.600
19	2	2.20	1.800	=	7.920
20	2	1.30	2.150	=	5.590
21	1	2.45	4.150	=	10.168
22	2	2.65	2.100	=	11.130
23	2	2.50	2.600	=	13.000
24	1	3.20	1.200	=	3.840
25	1	3.20	1.200	=	3.840
SUBTOTAL : B				=	236.440
NET BUILT UP AREA = (SUBTOTAL : A) - (SUBTOTAL :B)				=	364.550

BALCONY AREA STATEMENT							
4TH FLOOR							
BALCONY TYPE	LENGTH (METER)	BREATH (METER)	TOTAL	NUMBER OF BALCONY	AREA IN SQM.		
					PARTLY ENCLOSED	OPEN	ENCLOSED
OPEN B1	2.900	1.80	5.220	1	0.000	5.220	0.000
OPEN B2	2.925	1.80	5.265	4	0.000	21.060	0.000
OPEN B3	2.900	0.98	2.828	1	0.000	2.828	0.000
	2.750	0.83	2.269		0.000	2.269	0.000
OPEN R4	3.250	1.20	3.900	1	0.000	3.900	0.000
OPEN B5	2.500	1.80	4.500	2	0.000	9.000	0.000
OPEN B6	2.900	1.60	4.640	1	0.000	4.640	0.000
SUBTOTAL				10	0.000	48.916	0.000
TOTAL PROPOSED BALCONY AREA PER FLOOR					48.916		
NET BUILT UP AREA OF FLOOR					364.550		
PERMISSIBLE BALCONY AREA PER FLOOR = (NET BUILT UP AREA) X 15 %					54.683		
BALANCE BALCONY AREA PER FLOOR, IF ANY					5.77		
EXCESS BALCONY AREA PER FLOOR,IF ANY					NA		

TERRACE AREA STATEMENT					
4TH FLOOR					
TERRACE TYPE	LENGTH (METER)	BREATH (METER)	TOTAL	NUMBER OF TERRACE	AREA IN SQM.
T1	4.300	1.550	6.665	1	6.665
	4.150	1.500	6.225		6.225
T2	2.850	2.550	7.268	2	14.535
	3.000	0.550	1.650		3.300
T3	2.65	2.70	7.155	2	14.310
SUBTOTAL				5	45.035
TOTAL PROPOSED TERRACE AREA 4TH FLOOR					45.035
NET BUILT UP AREA OF PER FLOOR					364.550
PERMISSIBLE TERRACE AREA OF PER FLOOR = (NET BUILT UP AREA) X20 %					72.910
BALANCE TERRACE AREA 4TH FLOOR					27.875
EXCESS TERRACE AREA 4TH FLOOR					NA

STAMP OF APPROVAL 12/17

BUILDING NO.5

AS BUILT DRAWING APPROVED

Subject to the condition mentioned in this office letter no CIDCO/NAINA/Panvel/Vihighar/BP-00063/OC/Full/2022 /0149

Dated 20 Jan 2022

RAJA BHAGUJI WAGHMARE

Digitally signed by RAJA BHAGUJI WAGHMARE
Date: 2022.01.20 18:00:44 +05'30'

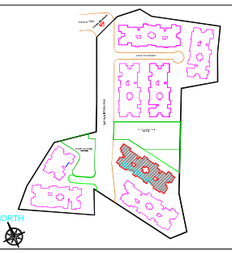

KEY PLAN

SCALE - NTS

NOTE:
- ALL DIMENSIONS ARE IN METERS.
- INTERNAL WALL THICKNESS 0.10 M.
- EXTERNAL WALL THICKNESS 0.15 M.

CONTENT OF THE SHEET

GR., 1ST , 2ND, 3RD & 4TH FLOOR PLAN , AREA DIAGRAM & CALCULATION , TERRACE FLOOR PLAN, SECTION AA , BB & CC, ELEVATION OF (BUILDING -05).

M/s. Prayag Builders & Devlopers through
Prayag Builders & Developers
Partner

1) MR. PRADEEP KRUSHNA BHOPI
(Signature of POA HOLDER)

AR. SWAPNIL KALYANKAR
REGD. NO. CA / 2010 / 47491
(Signature of Architect.)

NAME OF THE OWNER

1) (MR. PRADEEP KRUSHNA BHOPI)

DESCRIPTION OF PROPOSAL & PROPERTY

Proposed Residential Building On Land Bearing Survey No. 100 / 5B , At Village Vihighar, Tal- Panvel, Dist Raigad, Maharastra.

ARCHITECT NAME & SIGNATURE

JOB NO.	
DWG. NO.	
DATE	29.10.2021
SCALE	1: 100 , N.T.S.
DRN BY	KISHOR THAKUR
CHKD BY	SWAPNIL KALYANKAR

SKA
SWAPNIL KALYANKAR ARCHITECTS
Swapnil Kalyankar | +91 - 99875 96001
OFFICE : SIDDHANT MARKET,D - WING, 2ND FLOOR,OPP.BJP OFFICE,PANVEL - 410 206.
EMAIL : skaplanners@gmail.com

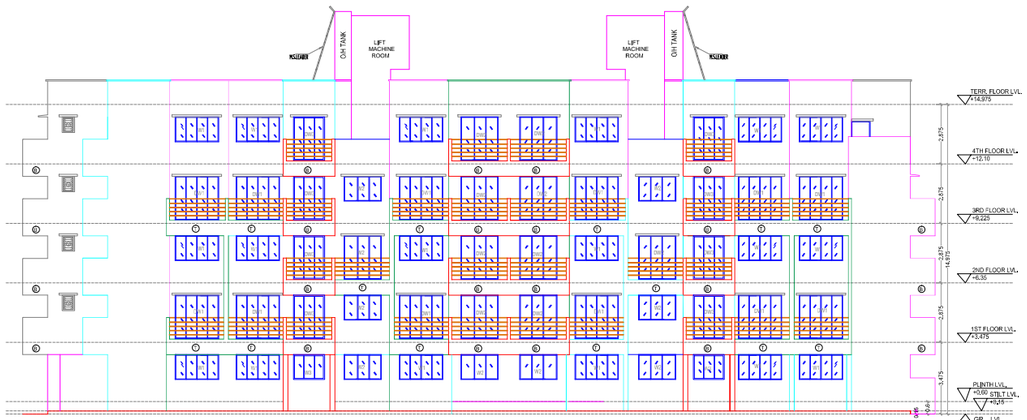

ELEVATION
SCALE 1:100

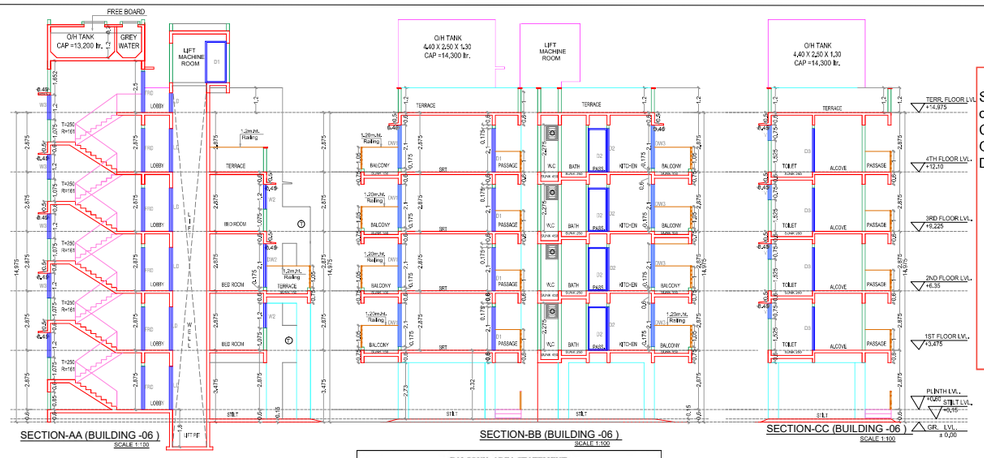

SECTION-AA (BUILDING -06)
SCALE 1:100

SECTION-BB (BUILDING -06)
SCALE 1:100

SECTION-CC (BUILDING -06)
SCALE 1:100

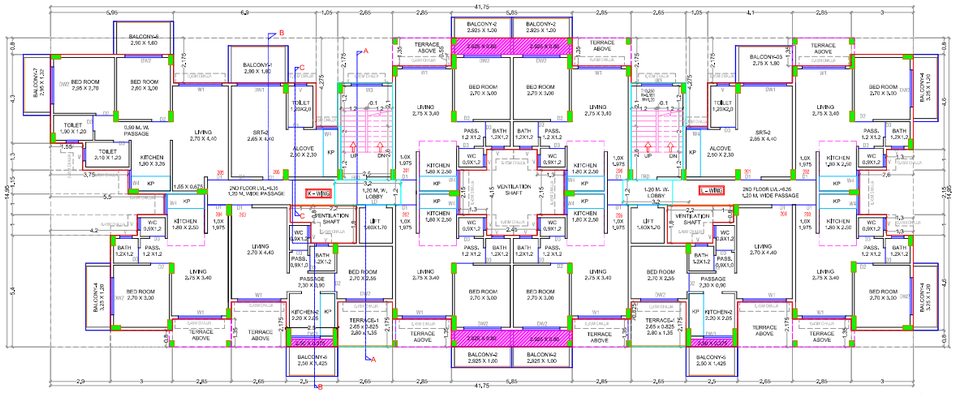

2nd FLOOR PLAN (BUILDING -06)
SCALE - 1:100

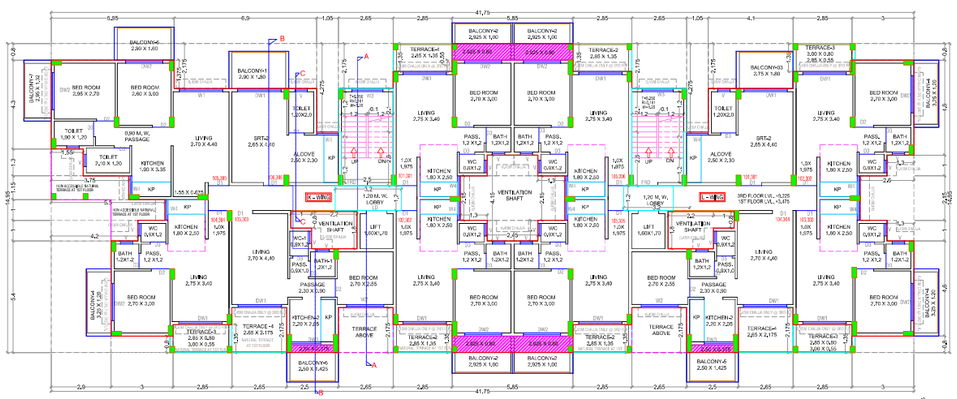

1ST & 3RD FLOOR PLAN (BUILDING -06)
SCALE - 1:100

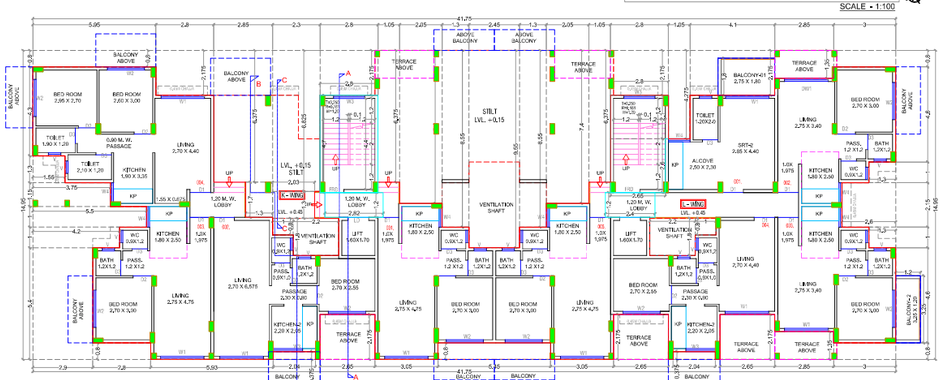

GROUND FLOOR PLAN (BUILDING -06)
SCALE - 1:100

STAMP OF APPROVAL	13/17
BUILDING NO.6	

AS BUILT DRAWING APPROVED
Subject to the condition mentioned in this office letter no.
CIDCO/NAINA/Panvel/Vihighar/BP-00063/CC/Full/2022/0149
Dated 20 Jan 2022

RAJA BHAGUJI WAGHMARE
Digitally signed by RAJA BHAGUJI WAGHMARE
Date: 2022.01.20 18:01:09 +05'30'

BUILDING- 6
GROUND FLOOR BUILT UP AREA CALCULATION

Block Description	Number of blocks	Length (meter)	Breath (meter)		Area (sqm.)
1	1	41.750	14.950	=	624.163
			SUBTOTAL : A	=	624.163
DEDUCTION					
1	1	5.950	0.800	=	4.760
2	1	2.800	2.175	=	6.090
3	1	2.850	6.375	=	18.169
4	1	1.300	1.700	=	2.210
5	1	1.000	0.800	=	0.800
6	1	2.200	1.800	=	3.960
7	1	2.030	1.300	=	2.639
8	1	2.300	6.825	=	15.698
9	1	2.800	2.175	=	6.090
10	2	1.050	6.375	=	13.388
11	2	2.050	7.400	=	30.340
12	2	1.300	8.550	=	22.230
13	1	2.450	9.550	=	23.390
14	1	2.800	2.175	=	6.090
15	1	1.050	4.275	=	4.489
16	1	4.100	2.175	=	8.918
17	2	2.850	1.350	=	7.695
18	2	2.000	0.800	=	4.800
19	2	1.300	1.000	=	2.600
20	1	2.600	2.150	=	5.590
21	3	2.650	2.175	=	17.291
22	2	2.040	0.375	=	1.530
23	1	5.450	0.800	=	4.360
24	1	2.800	0.800	=	2.240
25	1	2.900	5.400	=	15.660
26	1	4.200	1.000	=	4.200
27	1	5.500	1.000	=	5.500
28	1	3.750	1.150	=	4.313
29	1	1.550	1.300	=	2.015
30	1	2.820	1.200	=	3.384
31	1	2.800	4.700	=	13.160
32	1	2.800	2.100	=	5.880
33	1	2.650	2.600	=	6.890
34	1	2.400	1.200	=	2.880
35	1	2.200	1.800	=	3.960
36	1	1.000	0.800	=	0.800
			SUBTOTAL : B	=	284.014
NET BUILT UP AREA = (SUBTOTAL : A) - (SUBTOTAL :B)				=	340.148

BALCONY AREA STATEMENT
GROUND FLOOR

BALCONY TYPE	LENGTH (METER)	BREATH (METER)	TOTAL	NUMBER OF BALCONY	AREA IN SQM. OPEN
OPEN B1	2.75	1.80	4.950	1	4.950
OPEN B2	3.250	1.20	3.900	1	3.900
SUBTOTAL				2	8.850
TOTAL PROPOSED BALCONY AREA PER FLOOR					8.850
NET BUILT UP AREA OF FLOOR					340.148
PERMISSIBLE BALCONY AREA PER FLOOR = (NET BUILT UP AREA) X 15 %					51.022
BALANCE BALCONY AREA PER FLOOR, IF ANY					42.17
EXCESS BALCONY AREA PER FLOOR,IF ANY					NA

TERRACE AREA STATEMENT
1ST & 3RD FLOOR

TERRACE TYPE	LENGTH (METER)	BREATH (METER)	TOTAL	NUMBER OF TERRACE	AREA IN SQM.
T1	2.850	1.350	3.848	1	3.8475
T2	2.850	1.350	3.848	3	11.543
T3	3.000	0.800	2.400	3	7.200
	2.850	0.550	1.568		4.703
T4	2.600	2.175	5.764	2	11.528
SUBTOTAL				8	38.820
TOTAL PROPOSED TERRACE AREA EACH 1ST & 3RD FLOOR					38.820
NET BUILT UP AREA OF PER FLOOR					421.700
PERMISSIBLE BALCONY AREA OF PER FLOOR = (NET BUILT UP AREA) X20 %					84.356
BALANCE TERRACE AREA EACH 1ST & 3RD FLOOR					45.536
EXCESS TERRACE AREA EACH 1ST & 3RD FLOOR					NA

2ND FLOOR

TERRACE TYPE	LENGTH (METER)	BREATH (METER)	TOTAL	NUMBER OF TERRACE	AREA IN SQM.
T1	2.650	0.825	2.186	2	4.3725
	2.800	1.350	3.780		7.560
SUBTOTAL				1	11.933
TOTAL PROPOSED TERRACE AREA 2ND FLOOR					11.933
NET BUILT UP AREA OF PER FLOOR					421.700
PERMISSIBLE BALCONY AREA OF PER FLOOR = (NET BUILT UP AREA) X20 %					84.356
BALANCE TERRACE AREA 2ND FLOOR					72.424
EXCESS TERRACE AREA 2ND FLOOR					NA

BUILDING- 6
1ST ,2ND & 3RD FLOOR BUILT UP AREA CALCULATION

Block Description	Number of blocks	Length (meter)	Breath (meter)		Area (sqm.)
1	1	41.75	14.950	=	624.163
			SUBTOTAL : A	=	624.163
DEDUCTION					
1	1	5.95	0.800	=	4.760
2	1	6.90	2.175	=	15.008
3	2	1.85	4.275	=	8.978
4	6	2.65	2.175	=	34.583
5	7	2.85	1.350	=	26.933
6	1	4.10	2.175	=	8.918
7	3	3.00	0.80	=	7.200
8	2	1.30	1.000	=	2.600
9	1	2.60	2.150	=	5.590
10	1	2.90	5.400	=	15.660
11	1	4.20	1.00	=	4.200
12	1	5.50	1.00	=	5.500
13	1	3.75	1.15	=	4.313
14	1	1.55	1.300	=	2.015
15	2	1.60	0.80	=	1.600
16	2	2.20	1.80	=	7.920
17	2	1.30	2.150	=	5.590
18	1	2.45	4.150	=	10.168
19	2	2.65	2.100	=	11.130
20	2	2.50	2.600	=	13.000
21	1	3.20	1.200	=	3.840
22	1	2.40	1.200	=	2.880
			SUBTOTAL : B	=	202.383
NET BUILT UP AREA = (SUBTOTAL : A) - (SUBTOTAL :B)				=	421.780

BALCONY AREA STATEMENT
1ST ,2ND & 3RD FLOOR

BALCONY TYPE	LENGTH (METER)	BREATH (METER)	TOTAL	NUMBER OF BALCONY	AREA IN SQM. PARTLY ENCLOSED	OPEN	ENCLOSED
OPEN B1	2.90	1.80	5.220	1	0.000	5.220	0.000
OPEN B2	2.925	1.80	2.925	4	0.000	11.700	0.000
OPEN B3	2.75	1.80	4.950	1	0.000	4.950	0.000
OPEN B4	3.25	1.20	3.900	3	0.000	11.700	0.000
OPEN B5	2.50	1.425	3.563	2	0.000	7.125	0.000
OPEN B6	2.90	1.60	4.640	1	0.000	4.640	0.000
OPEN B7	2.95	1.32	3.897	1	0.000	3.897	0.000
			SUBTOTAL	13	0.000	49.232	0.000
TOTAL PROPOSED BALCONY AREA PER FLOOR						49.232	
NET BUILT UP AREA OF FLOOR						421.780	
PERMISSIBLE BALCONY AREA PER FLOOR = (NET BUILT UP AREA) X 15 %						63.267	
BALANCE BALCONY AREA PER FLOOR, IF ANY						14.04	
EXCESS BALCONY AREA PER FLOOR,IF ANY						NA	

SCHEDULE OF DOORS & WINDOWS

TYPE	SIZE IN MM		AREA IN	DISCRIPTION	SILL LVL.
FRD	1	X 2.1	2.1	DOOR	
D1	1	X 2.1	2.1	T.W. PANEL DOOR	
D2	0.9	X 2.1	1.89	T.W. PANEL DOOR	
D3	0.75	X 2.1	1.575	T.W. PANEL DOOR	
DW1	2.1	X 2.1	4.41	AL SLIDING FRENCH WINDOW	0.2
DW2	1.8	X 2.1	3.78	AL SLIDING FRENCH WINDOW	0.2
DW3	1.5	X 2.1	3.15	AL SLIDING FRENCH WINDOW	0.2
W1	2.1	X 1.2	2.52	AL SLIDING FRENCH WINDOW	1.1
W2	1.8	X 1.2	2.16	AL SLIDING FRENCH WINDOW	1.1
W3	1.5	X 1.2	1.8	AL SLIDING FRENCH WINDOW	1.1
W4	1.05	X 1.2	1.26	AL SLIDING FRENCH WINDOW	1.1
W5	1	X 1.2	1.2	AL SLIDING FRENCH WINDOW	1.1
V	0.6	X 0.75	0.45	ALLOUVERD WINDOW	1.55

LIGHT & VENTILATION STATEMENT (BLD-5 & 6)

ROOM	CARPET	1/6	TYPE	AREA IN	SILL LVL.
LIVING-1	12.93	2.15	W1	2.52	1.1
LIVING-2	11.88	1.98	DW1	4.41	0.2
BED-1	7.80	1.30	DW2	3.78	0.2
BED-2	7.97	1.33	DW2	3.78	0.2
KITCHEN-1	6.37	1.06	W4	1.2	1.1
KITCHEN-2	4.51	0.75	DW3	3.15	0.2
TOILET	2.52	0.42	V	0.45	1.55
BATH	1.44	0.24	V	0.45	1.55
W.C.	1.08	0.18	V	0.45	1.55

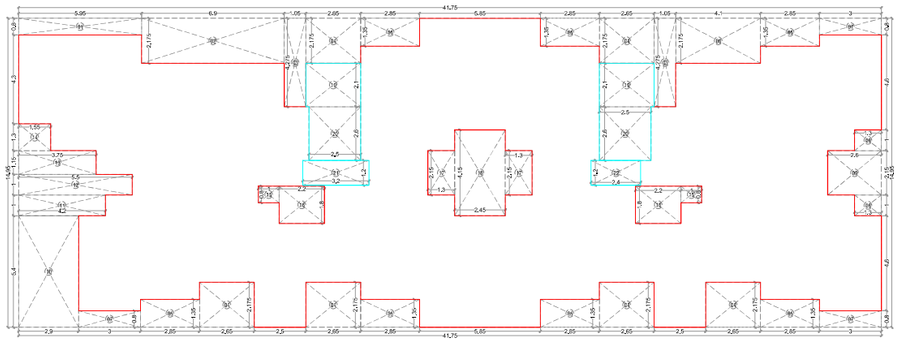

1ST,2ND , 3RD FLOOR BUILT UP AREA CALCULATION (BUILDING -06)
SCALE - 1:100

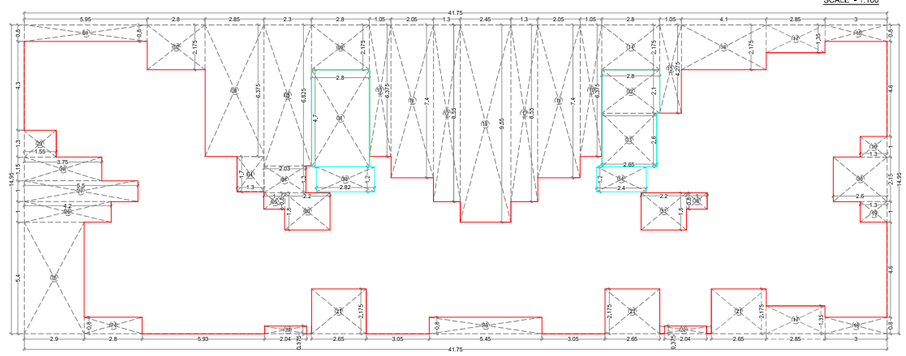

GROUND FLOOR BUILT UP AREA CALCULATION (BUILDING - 6)
SCALE - 1:100

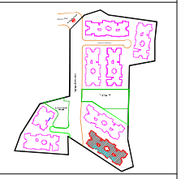

KEY PLAN
SCALE -NTS

NOTE:
- ALL DIMENSIONS ARE IN METERS.
- INTERNAL WALL THICKNESS 0.10 M.
- EXTERNAL WALL THICKNESS 0.15 M.

CONTENT OF THE SHEET

GR., 1ST , 2ND, 3RD & 4TH FLOOR PLAN , AREA DIAGRAM & CALCULATION , TERRACE FLOOR PLAN, SECTION AA , BB & CC, ELEVATION OF (BUILDING -06).

M/s. Prayag Builders & Devlopers through
Prayag Builders & Developers
Partner
1) MR. PRADEEP KRUSHNA BHOPI
(Signature of POA HOLDER)

AR. SWAPNIL KALYANKAR
REGD. NO. CA / 2012 / 47491
(Signature of Architect)

NAME OF THE OWNER

1) (MR. PRADEEP KRUSHNA BHOPI)

DESCRIPTION OF PROPOSAL & PROPERTY

Proposed Residental Building On Land Bearing Survey No. 100 / 5B , At Village Vihighar, Tal- Panvel, Dist Raigad, Maharastra.

ARCHITECT NAME & SIGNATURE

JOB NO.	
DWG. NO.	
DATE	29.10.2021
SCALE	1: 100 , N.T.S.
DRN BY	KISHOR THAKUR
CHKD BY	SWAPNIL KALYANKAR

SWAPNIL KALYANKAR ARCHITECTS
Swapnil Kalyankar | +91 - 99875 96001
OFFICE : SIDDHANT MARKET,D - WING
2ND FLOOR OPP.SUB OFFICE,PANVEL - 410 206.
EMAIL : skaplanners@gmail.com

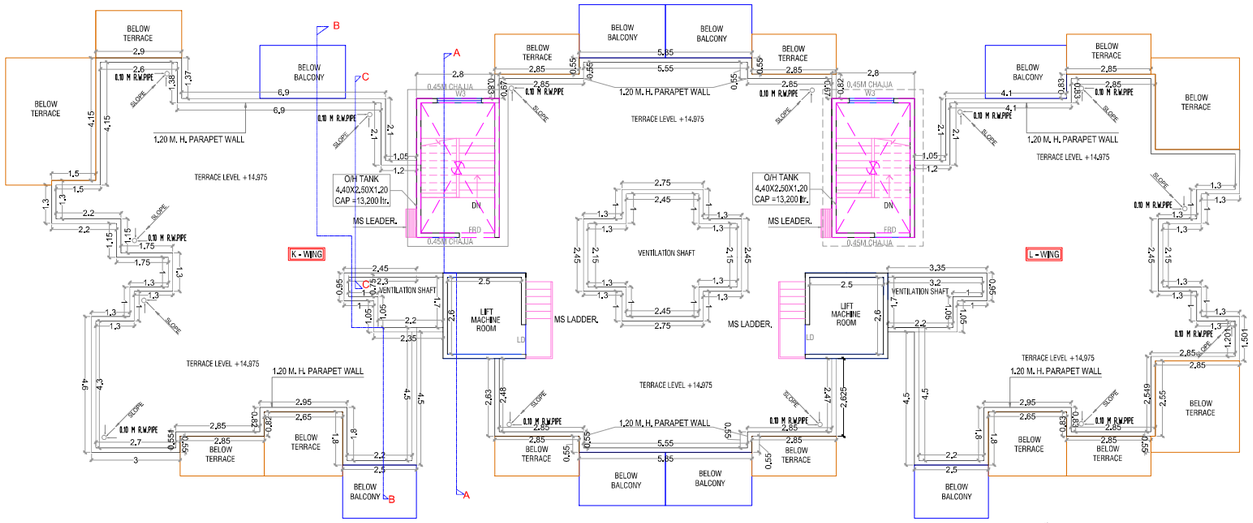

TERRACE FLOOR PLAN (BUILDING -06)

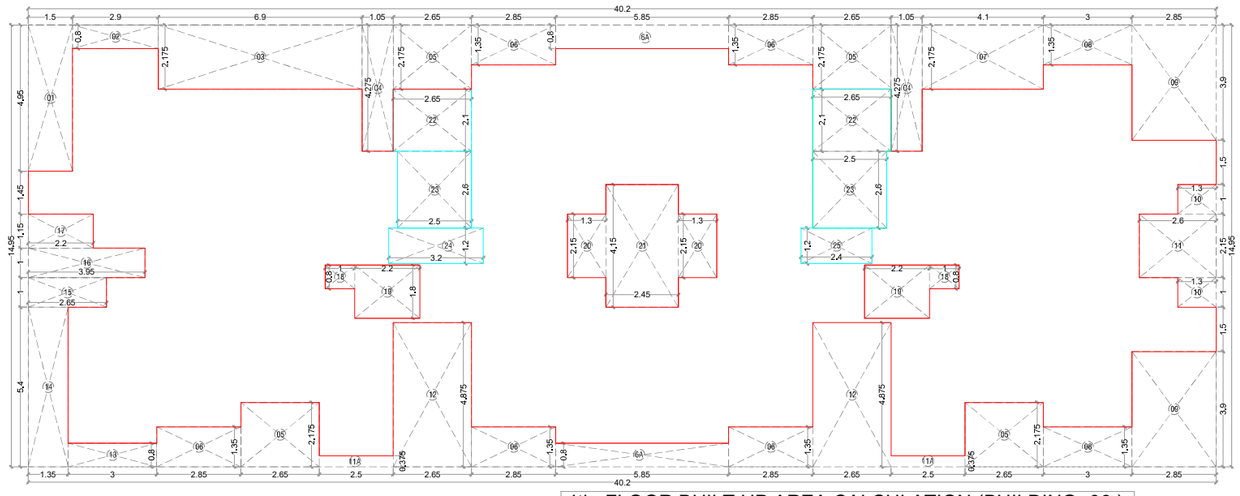

4th FLOOR BUILT UP AREA CALCULATION (BUILDING -06)

SCALE - 1:100

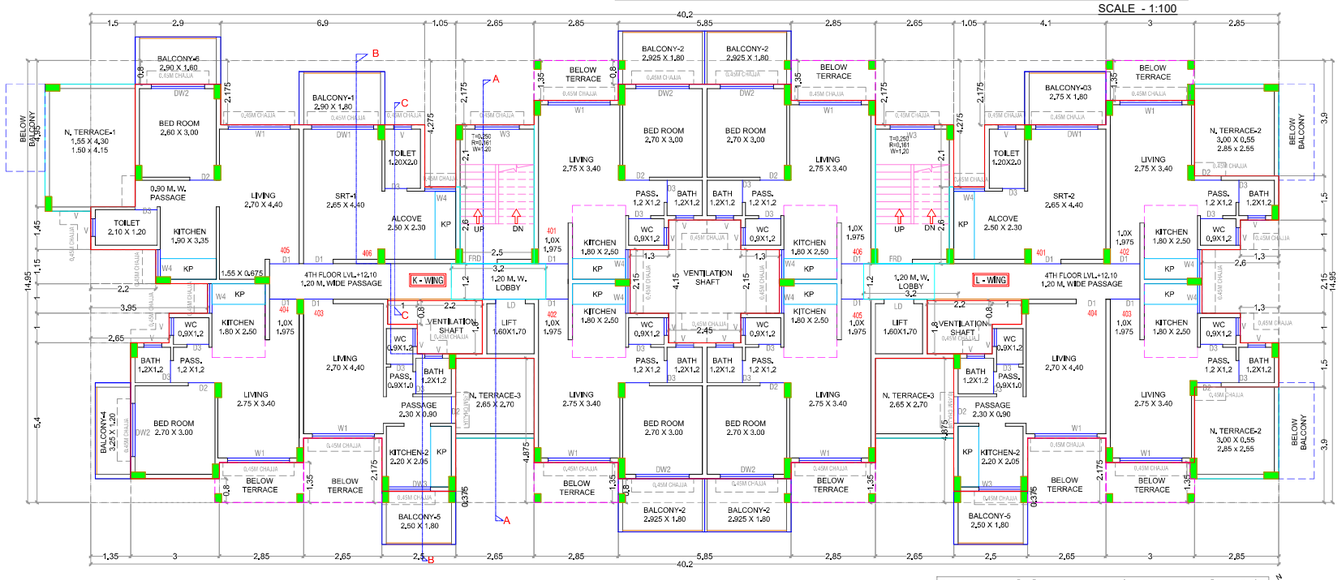

4TH FLOOR PLAN (BUILDING -06)

SCALE - 1:100

BUILDING- 6					
4TH FLOOR BUILT UP AREA CALCULATION					
Block Descriptio	Number of blocks	Length (meter)	Breath (meter)		Area (sqm.)
1	1	40.20	14.950	=	600.990
SUBTOTAL : A				=	600.990
DEDUCTION					
1	1	1.50	4.950	=	7.425
2	1	2.90	0.800	=	2.320
3	1	6.90	2.175	=	15.008
4	2	1.05	4.275	=	8.978
5	4	2.65	2.175	=	23.055
6	5	2.85	1.350	=	19.238
6A	2	5.85	0.800	=	9.360
7	1	4.10	2.175	=	8.918
8	2	3.00	1.350	=	8.100
9	2	2.85	3.900	=	22.230
10	2	1.30	1.000	=	2.600
11	1	2.60	2.150	=	5.590
11A	2	2.50	0.375	=	1.875
12	2	2.65	4.875	=	25.838
13	1	3.00	0.800	=	2.400
14	1	1.35	5.400	=	7.290
15	1	2.65	1.000	=	2.650
16	1	3.95	1.000	=	3.950
17	1	2.20	1.150	=	2.530
18	2	1.00	0.800	=	1.600
19	2	2.20	1.800	=	7.920
20	2	1.30	2.150	=	5.590
21	1	2.45	4.150	=	10.168
22	2	2.65	2.100	=	11.130
23	2	2.50	2.600	–	13.000
24	1	3.20	1.200	=	3.840
25	1	2.40	1.200	=	2.880
SUBTOTAL : B				=	235.480
NET BUILT UP AREA = (SUBTOTAL : A) - (SUBTOTAL :B)				=	365.510

BALCONY AREA STATEMENT

4TH FLOOR

BALCONY TYPE	LENGTH (METER)	BREATH (METER)	TOTAL	NUMBER OF BALCONY	AREA IN SQM.		
					PARTLY ENCLOSED	OPEN	ENCLOSED
OPEN B1	2.900	1.80	5.220	1	0.000	5.220	0.000
OPEN B2	2.925	1.80	5.265	4	0.000	21.060	0.000
OPEN B3	2.750	1.80	4.950	1	0.000	4.950	0.000
OPEN B4	3.250	1.20	3.900	1	0.000	3.900	0.000
OPEN B5	2.500	1.80	4.500	2	0.000	9.000	0.000
OPEN B6	2.900	1.60	4.640	1	0.000	4.640	0.000
			SUBTOTAL	10	0.000	48.770	0.000
TOTAL PROPOSED BALCONY AREA PER FLOOR					48.770		
NET BUILT UP AREA OF FLOOR					365.510		
PERMISSIBLE BALCONY AREA PER FLOOR = (NET BUILT UP AREA) X 15 %					54.827		
BALANCE BALCONY AREA PER FLOOR, IF ANY					6.06		
EXCESS BALCONY AREA PER FLOOR,IF ANY					NA		

TERRACE AREA STATEMENT

4TH FLOOR

TERRACE TYPE	LENGTH (METER)	BREATH (METER)	TOTAL	NUMBER OF TERRACE	AREA IN SQM.
T1	4.300	1.550	6.665	1	6.665
	4.150	1.500	6.225		6.225
T2	2.050	2.550	7.260	2	14.535
	3.000	0.550	1.650		3.300
T3	2.65	2.70	7.155	2	14.310
			SUBTOTAL	5	45.035
TOTAL PROPOSED TERRACE AREA 4TH FLOOR					45.035
NET BUILT UP AREA OF PER FLOOR					365.510
PERMISSIBLE TERRACE AREA OF PER FLOOR = (NET BUILT UP AREA) X20 %					73.102
BALANCE TERRACE AREA 4TH FLOOR					28.067
EXCESS TERRACE AREA 4TH FLOOR					NA

STAMP OF APPROVAL 14/17

BUILDING NO.6

AS BUILT DRAWING APPROVED
Subject to the condition mentioned in this office letter no- CIDCO/NAINA/Panvel/Vihighar/BP-00063/OC/Full/2022 /0149
Dated 20 Jan 2022

RAJA BHAGUJI WAGHMARE

Digitally signed by RAJA BHAGUJI WAGHMARE
Date: 2022.01.20 18:01:49 +05'30'

KEY PLAN
SCALE - NTS

NOTE:
- ALL DIMENSIONS ARE IN METERS.
- INTERNAL WALL THICKNESS 0.10 M.
- EXTERNAL WALL THICKNESS 0.15 M.

CONTENT OF THE SHEET

GR., 1ST , 2ND, 3RD & 4TH FLOOR PLAN , AREA DIAGRAM & CALCULATION , TERRACE FLOOR PLAN, SECTION AA , BB & CC, ELEVATION OF (BUILDING -05).

M/s. Prayag Builders & Devlopers through
Prayag Builders & Developers
Partner
(Signature of POA HOLDER)

1) MR. PRADEEP KRUSHNA BHOPI

AR. SWAPNIL KALYANKAR
REGD. NO. CA / 2010 / 47491
(Signature of Architect.)

NAME OF THE OWNER

1) (MR. PRADEEP KRUSHNA BHOPI)

DESCRIPTION OF PROPOSAL & PROPERTY

Proposed Residential Building On Land Bearing Survey No. 100 / 5B , At Village Vihighar, Tal- Panvel, Dist Raigad, Maharastra.

ARCHITECT NAME & SIGNATURE

JOB NO.	
DWG. NO.	
DATE	29.10.2021
SCALE	1: 100 , N.T.S.
DRN BY	KISHOR THAKUR
CHKD BY	SWAPNIL KALYANKAR

SWAPNIL KALYANKAR ARCHITECTS
Swapnil Kalyankar | +91 - 99875 96001
OFFICE : SIDDHANT MARKET,D - WING,
2ND FLOOR,OPP.BJP OFFICE,PANVEL - 410 206.
EMAIL : skaplanners@gmail.com

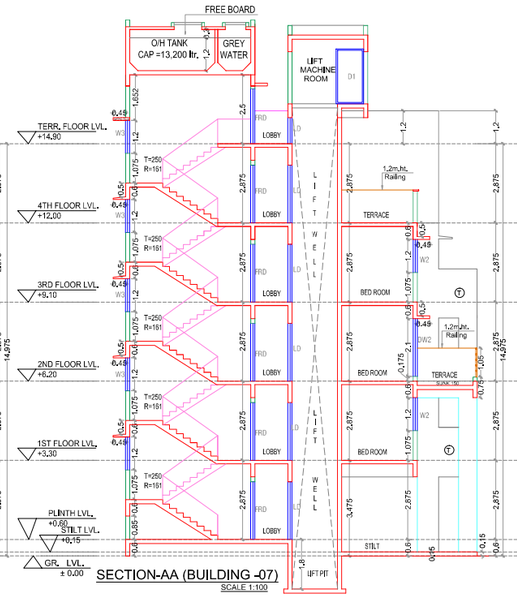

SECTION-AA (BUILDING -07)
SCALE 1:100

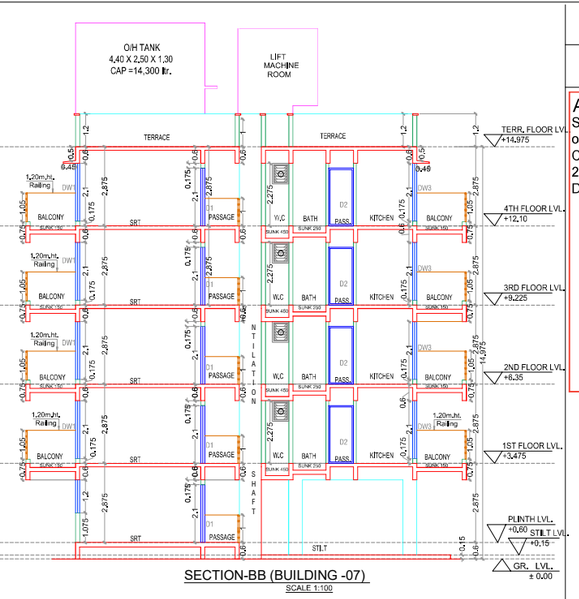

SECTION-BB (BUILDING -07)
SCALE 1:100

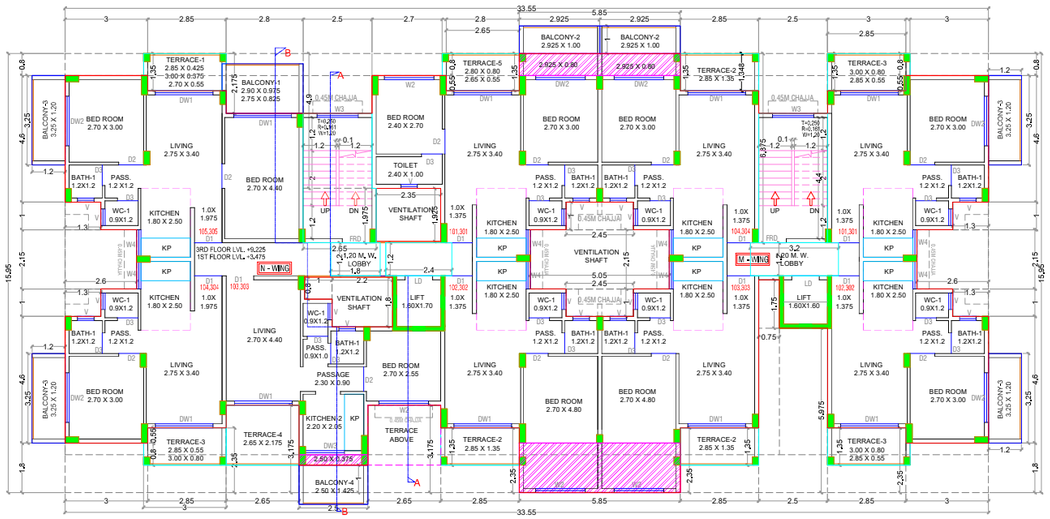

ELEVATION

1ST & 3RD FLOOR PLAN (BUILDING -07)

(EWS/LIG Building)

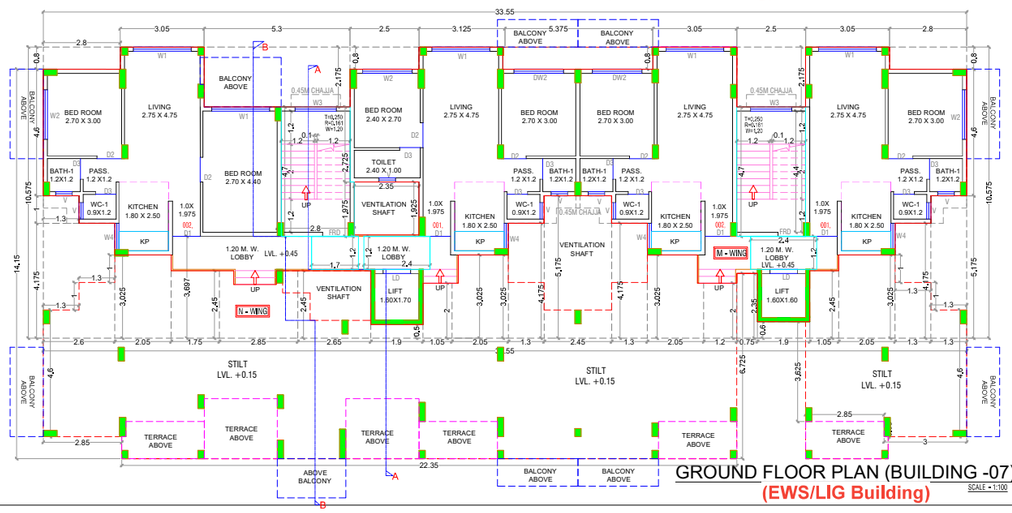

GROUND FLOOR PLAN (BUILDING -07)

(EWS/LIG Building)

SCALE - 1:100

LIGHT & VENTILATION STATEMENT (BLD-7)					
ROOM	CARPET	1/6 REQD.	TYPE	AREA IN	SILL LVL.
LIVING-1	11.88	1.98	DW1	4.41	0.2
LIVING-2	15.88	2.65	DW1	4.41	0.2
BED-1	6.89	1.15	W2	2.16	1.1
KITCHEN-1	4.51	0.75	DW3	3.15	0.2
TOILET	2.4	0.40	V	0.45	1.55
BATH	1.44	0.24	V	0.45	1.55
W.C.	1.08	0.18	V	0.45	1.55

SCHEDULE OF DOORS & WINDOWS						
TYPE	SIZE IN MM			AREA IN	DISCREPTION	SILL LVL.
FRD	1	X	2.1	2.1	DOOR	
D1	1	X	2.1	2.1	T.W. PANEL DOOR	
D2	0.9	X	2.1	1.89	T.W. PANEL DOOR	
D3	0.75	X	2.1	1.575	T.W. PANEL DOOR	
DW1	2.1	X	2.1	4.41	AL. SLIDING FRENCH WINDOW	0.2
DW2	1.8	X	2.1	3.78	AL. SLIDING FRENCH WINDOW	0.2
DW3	1.5	X	2.1	3.15	AL. SLIDING FRENCH WINDOW	0.2
W1	2.1	X	1.2	2.52	AL. SLIDING WINDOW	1.1
W2	1.8	X	1.2	2.16	AL. SLIDING WINDOW	1.1
W3	1.5	X	1.2	1.8	AL. SLIDING WINDOW	1.1
W4	1	X	1.2	1.2	AL. SLIDING WINDOW	1.1
W5	1.25	X	1.2	1.5	AL. SLIDING WINDOW	1.1
V	0.6	X	0.75	0.45	AL.LOUVERD WINDOW	1.55

BUILDING- 7					
GROUND FLOOR BUILT UP AREA CALCULATION					
Block Description	Number of blocks	Length (meter)	Breath (meter)		Area (sqm.)
1	1	33.550	10.575	=	354.791
SUBTOTAL : A				=	354.791
DEDUCTION					
1	2	2.800	0.800	=	4.480
2	1	5.300	2.175	=	11.528
3	1	2.500	0.800	=	2.000
4	1	5.450	0.800	=	4.360
5	1	2.500	2.175	=	5.438
6	1	1.300	5.175	=	6.728
7	3	1.300	4.175	=	16.283
8	2	1.820	3.025	=	11.011
8A	2	2.050	3.025	=	12.403
9	1	1.050	2.450	=	2.573
10	1	1.900	0.600	=	1.140
11	1	0.750	2.350	=	1.763
12	1	1.430	2.000	=	2.860
13	1	2.450	5.175	=	12.679
14	1	1.280	2.000	=	2.560
15	1	1.900	0.500	=	0.950
16	1	3.430	2.450	=	8.404
17	1	1.550	1.952	=	3.026
18	1	2.270	2.450	=	5.562
19	1	2.600	4.175	=	10.855
20	1	1.300	1.000	=	1.300
21	1	2.350	1.925	=	4.524
22	1	2.500	2.725	=	6.813
23	1	2.650	1.975	=	5.234
24	1	1.700	1.200	=	2.040
25	1	2.400	1.200	=	2.880
26	1	2.500	4.700	=	11.750
27	1	2.400	1.200	=	2.880
SUBTOTAL : B				=	164.018
NET BUILT UP AREA = (SUBTOTAL : A) - (SUBTOTAL :B)				=	190.773

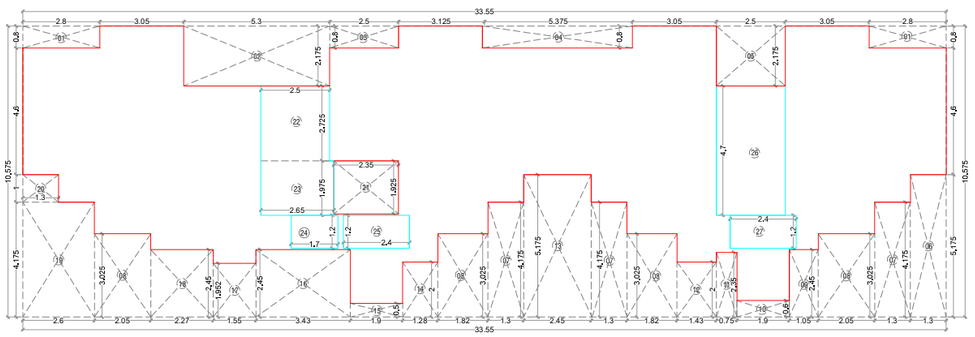

GROUND FLOOR BUILT UP AREA CALCULATION (BUILDING - 7)

SCALE - 1:100

STAMP OF APPROVAL 15/17

BUILDING NO.7 **(EWS/LIG)**

AS BUILT DRAWING APPROVED
Subject to the condition mentioned in this office letter no-
CIDCO/NAINA/Panvel/Vihighar/BP-00063/OC/Full/2022/0149
Dated 20 Jan 2022

RAJA BHAGUJI WAGHMARE

Digitally signed by RAJA BHAGUJI WAGHMARE
Date: 2022.01.20 18:02:17 +05'30'

KEY PLAN
SCALE - NTS

NOTE:
- ALL DIMENSIONS ARE IN METERS.
- INTERNAL WALL THICKNESS 0.10 M.
- EXTERNAL WALL THICKNESS 0.15 M.

CONTENT OF THE SHEET

GR., 1ST , 2ND, 3RD & 4th FLOOR PLAN , AREA DIAGRAM & CALCULATION , TERRACE FLOOR PLAN, SECTION AA ,BB & CC, ELEVATION OF (BUILDING -07).

M/s. Prayag Builders & Devlopers through
Prayag Builders & Developers
Partner
1) MR. PRADEEP KRUSHNA BHOPI
(Signature of OWNER)

AR. SWAPNIL KALYANKAR
REGD. NO. CA / 2010 / 47491
(Signature of Architect.)

NAME OF THE OWNER

1) (MR. PRADEEP KRUSHNA BHOPI)

DESCRIPTION OF PROPOSAL & PROPERTY

Proposed Residential Building On Land Bearing Survey No. 100 / 5B , At Village Vihighar, Tal- Panvel, Dist Raigad, Maharastra.

ARCHITECT NAME & SIGNATURE

JOB NO.	
DWG. NO.	
DATE	29.10.2021
SCALE	1: 100 , N.T.S.
DRN BY	KISHOR THAKUR
CHKD BY	SWAPNIL KALYANKAR

SWAPNIL KALYANKAR ARCHITECTS
Swapnil Kalyankar | +91 • 99875 96001
OFFICE : SIDDHANT MARKET,D - WING, 2ND FLOOR,OPP.BJP OFFICE,PANVEL • 410 206.
EMAIL : skaplanners@gmail.com

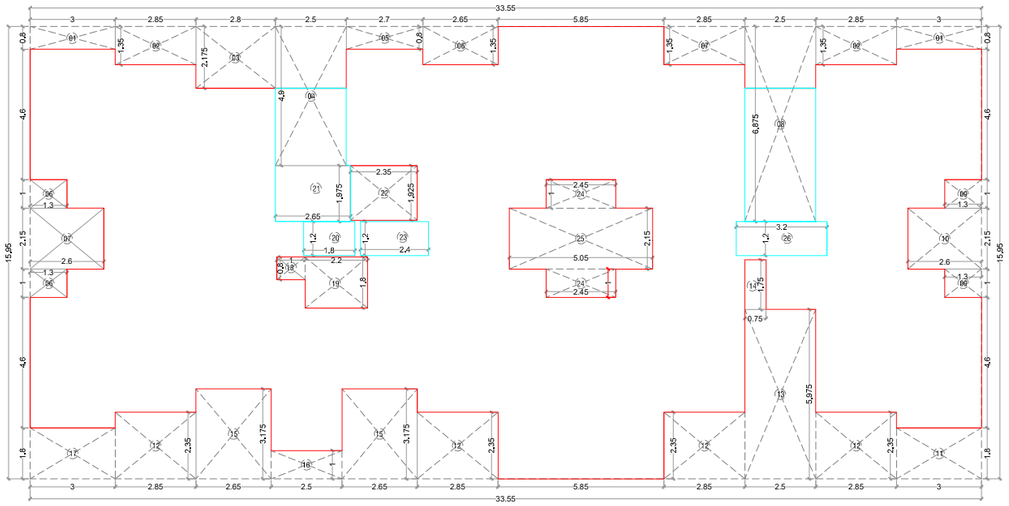

1ST,2ND , 3RD & 4TH FLOOR BUILT UP AREA CALCULATION (BUILDING -7)

SCALE - 1:100

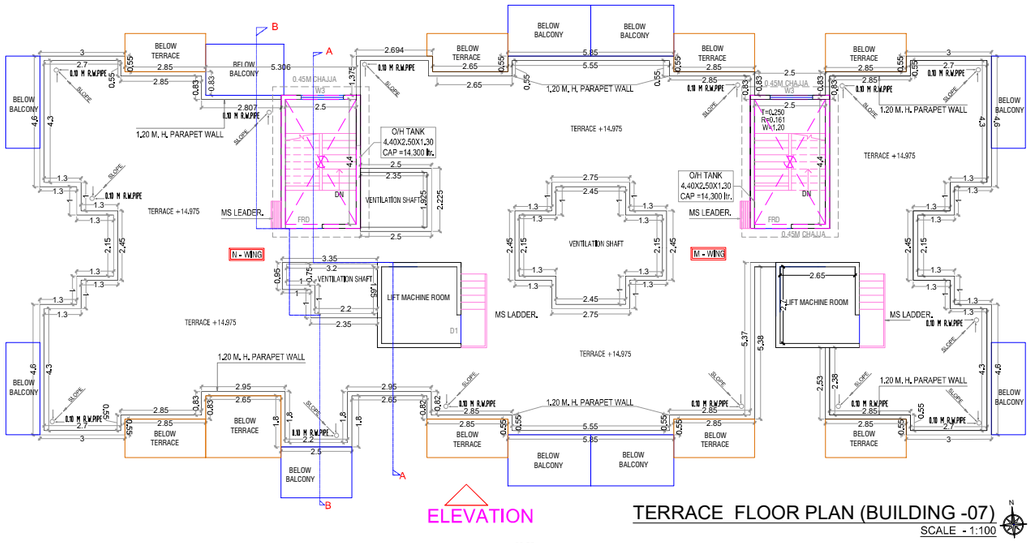

ELEVATION

TERRACE FLOOR PLAN (BUILDING -07)

SCALE - 1:100

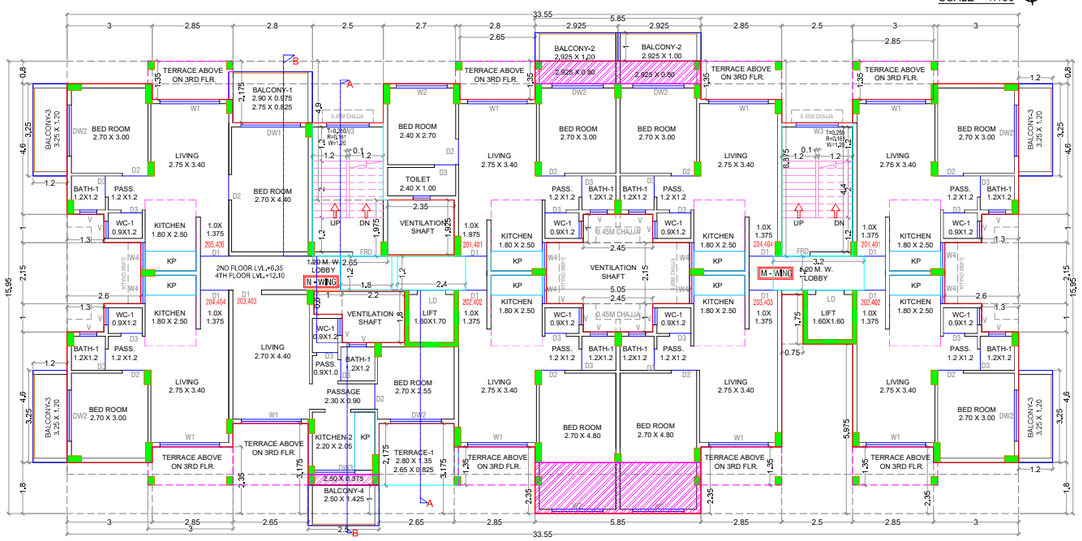

ELEVATION

2ND & 4TH FLOOR PLAN (BUILDING -07)

(EWS/LIG) Building SCALE - 1:100

BUILDING- 7					
1ST ,2ND ,3RD & 4TH FLOOR BUILT UP AREA CALCULATION					
Block Descriptio	Number of blocks	Length (meter)	Breath (meter)		Area (sqm.)
1	1	33.55	15.950	=	535.123
SUBTOTAL : A				=	535.123
DEDUCTION					
1	2	3.00	0.800	=	4.800
2	2	2.85	1.350	=	7.695
3	1	2.80	2.175	=	6.090
4	1	2.50	4.900	=	12.250
5	1	2.70	0.800	=	2.160
6	1	2.65	1.350	=	3.578
7	1	2.85	1.350	=	3.848
8	1	2.50	6.875	=	17.188
9	4	1.30	1.000	=	5.200
10	2	2.60	2.150	=	11.180
11	1	3.00	1.800	=	5.400
12	4	2.85	2.350	=	26.790
13	1	2.50	5.975	=	14.938
14	1	0.75	1.75	=	1.313
15	2	2.65	3.18	=	16.828
16	1	2.50	1.00	=	2.500
17	1	3.00	1.800	=	5.400
18	1	1.00	0.800	=	0.800
19	1	2.20	1.800	=	3.960
20	1	1.80	1.200	=	2.160
21	1	2.65	1.975	=	5.234
22	1	2.35	1.925	=	4.524
23	1	2.40	1.200	=	2.880
24	2	2.45	1.000	=	4.900
25	1	5.05	2.150	=	10.858
26	1	3.20	1.200	=	3.840
SUBTOTAL : B				=	186.310
NET BUILT UP AREA = (SUBTOTAL : A) - (SUBTOTAL :B)				=	348.813

BALCONY AREA STATEMENT

1ST ,2ND,3RD & 4TH FLOOR

BALCONY TYPE	LENGTH (METER)	BREATH (METER)	TOTAL	NUMBER OF BALCONY	AREA IN SQM.		
					PARTLY ENCLOSED	OPEN	ENCLOSED
OPEN B1	2.95	0.98	2.876	1	0.000	2.876	0.000
	2.80	0.83	2.310		0.000	2.310	0.000
OPEN B2	2.925	1.00	2.925	2	0.000	5.850	0.000
OPEN B3	3.25	1.20	3.900	4	0.000	15.600	0.000
OPEN B4	2.50	1.43	3.563	1	0.000	3.563	0.000
SUBTOTAL				8	0.000	30.199	0.000
TOTAL PROPOSED BALCONY AREA PER FLOOR					30.199		
NET BUILT UP AREA OF FLOOR					348.813		
PERMISSIBLE BALCONY AREA PER FLOOR = (NET BUILT UP AREA) X 15 %					52.322		
BALANCE BALCONY AREA PER FLOOR, IF ANY					22.12		
EXCESS BALCONY AREA PER FLOOR,IF ANY					NA		

TERRACE AREA STATEMENT

1ST & 3RD FLOOR

TERRACE TYPE	LENGTH (METER)	BREATH (METER)	TOTAL	NUMBER OF TERRACE	AREA IN SQM.
T1	2.850	0.425	1.211	1	1.21125
	3.000	0.375	1.125		1.125
	2.700	0.550	1.485		1.485
T2	2.850	1.350	3.848	3	11.543
T3	2.850	0.550	1.568	3	4.703
	3.000	0.800	2.400		7.200
T4	2.650	2.175	5.764	1	5.764
T5	2.800	0.800	2.240	1	2.240
	2.650	0.550	1.458		1.458
SUBTOTAL				9	36.728
TOTAL PROPOSED TERRACE AREA 1ST & 3RD FLOOR					36.728
NET BUILT UP AREA OF PER FLOOR					348.813
PERMISSIBLE BALCONY AREA OF PER FLOOR = (NET BUILT UP AREA) X20 %					69.763
BALANCE TERRACE AREA EACH 1ST & 3RD FLOOR					33.035
EXCESS TERRACE AREA EACH 1ST & 3RD FLOOR					NA

2ND & 4TH FLOOR

TERRACE TYPE	LENGTH (METER)	BREATH (METER)	TOTAL	NUMBER OF TERRACE	AREA IN SQM.
T1	2.650	0.825	2.186	1	2.18625
	2.800	1.350	3.780		3.780
SUBTOTAL				1	5.966
TOTAL PROPOSED TERRACE AREA 2ND &4TH FLOOR					5.966
NET BUILT UP AREA OF PER FLOOR					348.813
PERMISSIBLE BALCONY AREA OF PER FLOOR = (NET BUILT UP AREA) X20 %					69.763
BALANCE TERRACE AREA 2ND & 4TH FLOOR					63.796
EXCESS TERRACE AREA 2ND & 4TH FLOOR					NA

STAMP OF APPROVAL 16/17

BUILDING NO.7 (EWS/LIG)

AS BUILT DRAWING APPROVED
Subject to the condition mentioned in this office letter no- CIDCO/NAINA/Panvel/Vihighar/BP-00063/OC/Full/2022/0149
Dated 20 Jan 2022

RAJA BHAGUJI WAGHMARE

Digitally signed by RAJA BHAGUJI WAGHMARE
Date: 2022.01.20 18:02:53 +05'30'

KEY PLAN
SCALE - NTS

NOTE:
- ALL DIMENSIONS ARE IN METERS.
- INTERNAL WALL THICKNESS 0.10 M.
- EXTERNAL WALL THICKNESS 0.15 M.

CONTENT OF THE SHEET

GR., 1ST , 2ND, 3RD & 4th FLOOR PLAN , AREA DIAGRAM & CALCULATION , TERRACE FLOOR PLAN, SECTION AA ,BB & CC, ELEVATION OF (BUILDING -07).

M/s. Prayag Builders & Devlopers through
Prayag Builders & Developers
Partner
1) MR. PRADEEP KRUSHNA BHOPI
(Signature of OWNER)

AR. SWAPNIL KALYANKAR
REGD. NO. CA / 2010 / 47491
(Signature of Architect.)

NAME OF THE OWNER

1) (MR. PRADEEP KRUSHNA BHOPI)

DESCRIPTION OF PROPOSAL & PROPERTY

Proposed Residential Building On Land Bearing Survey No. 100 / 5B , At Village Vihighar, Tal- Panvel, Dist Raigad, Maharastra.

ARCHITECT NAME & SIGNATURE

JOB NO.	
DWG. NO.	
DATE	29.10.2021
SCALE	1: 100 , N.T.S.
DRN BY	KISHOR THAKUR
CHKD BY	SWAPNIL KALYANKAR

SKA
SWAPNIL KALYANKAR ARCHITECTS
Swapnil Kalyankar | +91 - 99875 96001
OFFICE : SIDDHANT MARKET,D - WING,
2ND FLOOR,OPP.BJP OFFICE,PANVEL - 410 206.
EMAIL : skaplanners@gmail.com

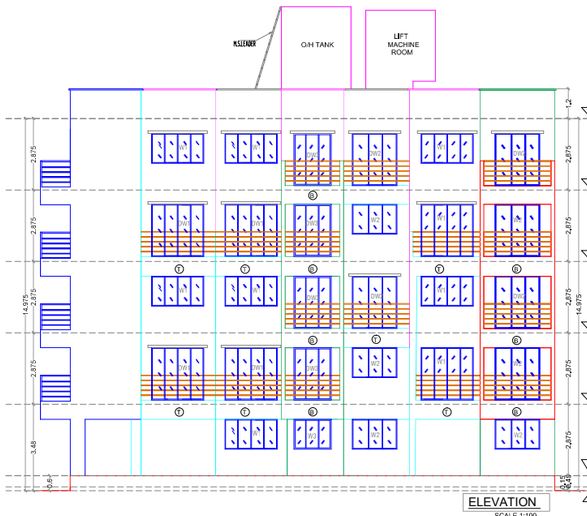

ELEVATION
SCALE 1:100

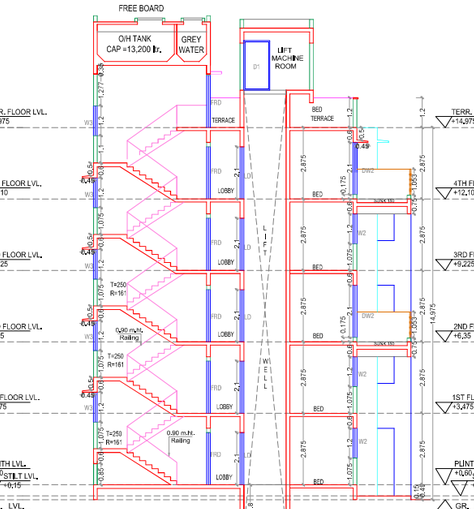

SECTION-AA (BUILDING - 8)
SCALE 1:100

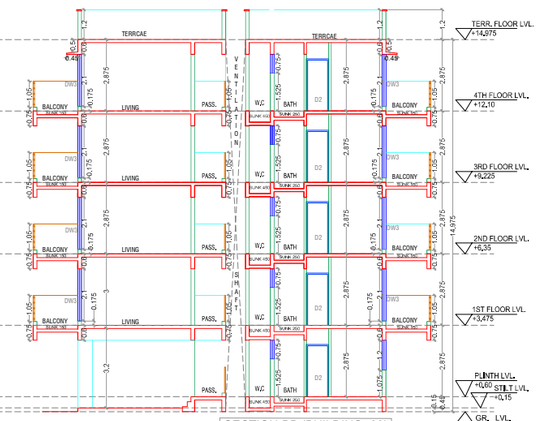

SECTION-BB (BUILDING -08)
SCALE 1:100

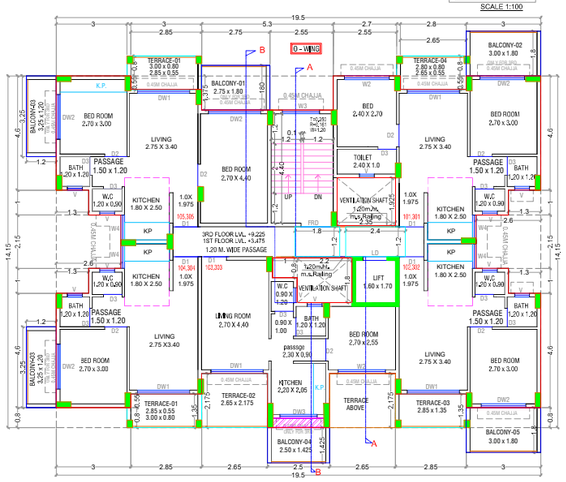

1ST FLOOR PLAN (BUILDING -08)
Free Sale - Tenements

3RD FLOOR PLAN (BUILDING -08)
EWS/LIG - Tenements

SCALE - 1:100

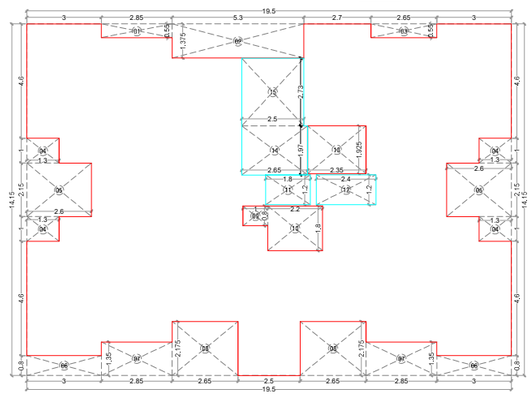

1ST,2ND & 3RD FLOOR BUILT UP AREA CALCULATION (BUILDING -08)
SCALE - 1:100

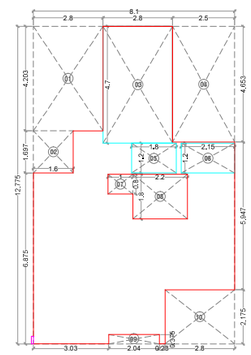

GR FLOOR BUILT UP AREA CALCULATION (BUILDING -08)
SCALE - 1:100

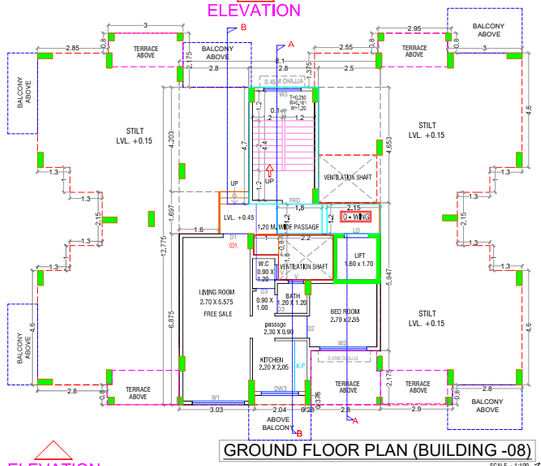

ELEVATION

GROUND FLOOR PLAN (BUILDING -08)
SCALE - 1:100

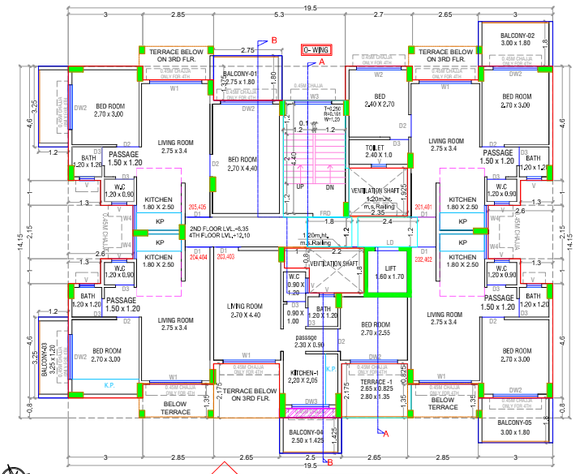

ELEVATION

2 ND & 4TH FLOOR PLAN (BUILDING -08)
EWS/LIG - Tenements
SCALE - 1:100

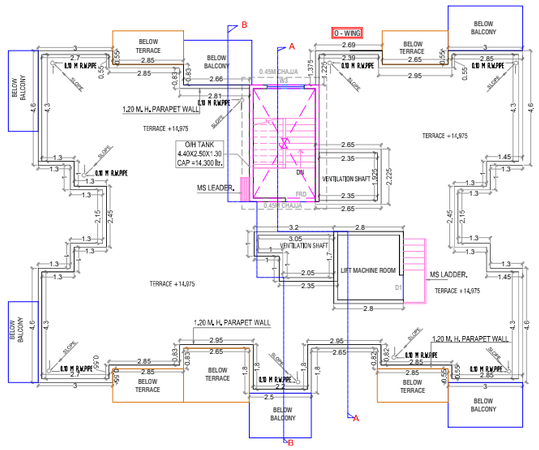

TERRACE FLOOR PLAN (BUILDING -08)
SCALE - 1:100

ELEVATION

BUILDING- 8					
GROUND FLOOR BUILT UP AREA CALCULATION					
Block Description	Number of blocks	Length (meter)	Breath (meter)		Area (sqm.)
1	1	8.100	12.775	=	103.478
SUBTOTAL : A				=	103.478
DEDUCTION					
1	1	2.800	4.203	=	11.768
2	1	1.600	1.697	=	2.715
3	1	2.800	4.700	=	13.160
4	1	2.500	4.653	=	11.633
5	1	1.800	1.200	=	2.160
6	1	2.150	1.200	=	2.580
7	1	1.000	0.800	=	0.800
8	1	2.200	1.800	=	3.960
9	1	2.040	0.375	=	0.765
10	1	2.800	2.175	=	6.090
SUBTOTAL : B				=	55.631
ADDITION (C)					
11	1	AS PER P LINE		=	0.024
NET BUILT UP AREA = (SUBTOTAL : A) - (SUBTOTAL :B)+				=	47.870

BUILDING- 8					
1ST ,2ND ,3RD & 4TH FLOOR BUILT UP AREA CALCULATION					
Block Description	Number of blocks	Length (meter)	Breath (meter)		Area (sqm.)
1	1	19.500	14.150	=	275.925
SUBTOTAL : A				=	275.925
DEDUCTION					
1	1	2.850	0.550	=	1.568
2	1	5.300	1.375	=	7.288
3	1	2.650	0.550	=	1.458
4	4	1.300	1.000	=	5.200
5	2	2.600	2.150	=	11.180
6	2	3.000	0.800	=	4.800
7	2	2.850	1.350	=	7.695
8	2	2.650	2.175	=	11.528
9	1	1.000	0.800	=	0.800
10	1	2.200	1.800	=	3.960
11	1	1.800	1.200	=	2.160
12	1	2.400	1.200	=	2.880
13	1	2.350	1.925	=	4.524
14	1	2.650	1.970	=	5.221
15	1	2.500	2.730	=	6.825
SUBTOTAL : B				=	77.084
NET BUILT UP AREA = (SUBTOTAL : A) - (SUBTOTAL :B)				=	198.841

BALCONY AREA STATEMENT

1ST ,2ND , 3RD & 4TH FLOOR

BALCONY TYPE	LENGTH (METER)	BREATH (METER)	TOTAL	NUMRER OF BALCONY	AREA IN SQM		
					PARTLY ENCLOSED	OPEN	ENCLOSED
OPEN B1	2.75	1.80	4.950	1	0.000	4.950	0.000
OPEN B2	3.000	1.80	5.400	2	0.000	10.800	0.000
OPEN B3	3.25	1.20	3.900	2	0.000	7.800	0.000
OPEN B4	2.50	1.43	3.563	1	0.000	3.563	0.000
SUBTOTAL				6	0.000	27.113	0.000
TOTAL PROPOSED BALCONY AREA PER FLOOR						27.113	
NET BUILT UP AREA OF FLOOR						198.841	
PERMISSIBLE BALCONY AREA PER FLOOR = (NET BUILT UP AREA) X 15 %						29.826	
BALANCE BALCONY AREA PER FLOOR, IF ANY						2.71	
EXCESS BALCONY AREA PER FLOOR,IF ANY						NA	

TERRACE AREA STATEMENT

1ST & 3RD FLOOR

TERRACE TYPE	LENGTH (METER)	BREATH (METER)	TOTAL	NUMBER OF TERRACE	AREA IN SQM.
T1	3.000	0.800	2.400	2	4.800
	2.850	0.550	1.568		3.135
T2	2.650	2.175	5.764	1	5.764
T3	2.850	1.350	3.848	1	3.848
T4	2.800	0.800	2.240	1	2.240
	2.650	0.550	1.458		1.458
SUBTOTAL				5	21.244
TOTAL PROPOSED TERRACE AREA 1ST & 3RD FLOOR					21.244
NET BUILT UP AREA OF PER FLOOR					198.841
PERMISSIBLE BALCONY AREA OF PER FLOOR = (NET BUILT UP AREA) X20 %					39.768
BALANCE TERRACE AREA EACH 1ST & 3RD FLOOR					18.524
EXCESS TERRACE AREA EACH 1ST & 3RD FLOOR					NA

2ND & 4TH FLOOR

TERRACE TYPE	LENGTH (METER)	BREATH (METER)	TOTAL	NUMBER OF TERRACE	AREA IN SQM.
T1	2.650	0.825	2.186	1	2.186
	2.800	1.350	3.780		3.780
SUBTOTAL				1	5.966
TOTAL PROPOSED TERRACE AREA 2ND & 4 TH FLOOR					5.966
NET BUILT UP AREA OF PER FLOOR					198.841
PERMISSIBLE BALCONY AREA OF PER FLOOR = (NET BUILT UP AREA) X20 %					39.768
BALANCE TERRACE AREA 2ND & 4TH FLOOR					33.802
EXCESS TERRACE AREA 2ND & 4TH FLOOR					NA

STAMP OF APPROVAL 17/17

BUILDING NO.8

EWS/LIG - 2nd, 3rd, 4th Floor

AS BUILT DRAWING APPROVED
Subject to the condition mentioned in this office letter no- CIDCO/NAINA/Panvel/Vihighar/BP-00063/OC/Full/2022/0149
Dated 20 Jan 2022

RAJA BHAGUJI WAGHMARE
Digitally signed by RAJA BHAGUJI WAGHMARE
Date: 2022.01.20 18:03:24 +05'30'

SCHEDULE OF DOORS & WINDOWS

TYPE	SIZE IN MM			AREA IN	DISCRIPTION	SILL LVL.
FRD	1	X	2.1	2.1	DOOR	
D1	1	X	2.1	2.1	T.W. PANEL DOOR	
D2	0.9	X	2.1	1.89	T.W. PANEL DOOR	
D3	0.75	X	2.1	1.575	T.W. PANEL DOOR	
DW1	2.1	X	2.1	4.41	AL. SLIDING FRENCH WINDOW	0.2
DW2	1.8	X	2.1	3.78	AL. SLIDING FRENCH WINDOW	0.2
DW3	1.5	X	2.1	3.15	AL. SLIDING FRENCH WINDOW	0.2
W1	2.1	X	1.2	2.52	AL. SLIDING WINDOW	1.1
W2	1.8	X	1.2	2.16	AL. SLIDING WINDOW	1.1
W3	1.5	X	1.2	1.8	AL. SLIDING WINDOW	1.1
W4	1	X	1.2	1.2	AL. SLIDING WINDOW	1.1
W5	1.25	X	1.2	1.5	AL. SLIDING WINDOW	1.1
V	0.6	X	0.75	0.45	AL.LOUVERD WINDOW	1.55

LIGHT & VENTILATION STATEMENT (BLD-8)

ROOM	CARPET	1/6 REQD.	TYPE	AREA IN	SILL LVL.
LIVING-1	11.88	1.98	DW1	4.41	0.2
BED-1	6.89	1.15	DW2	3.78	0.2
KITCHEN-1	4.51	0.75	DW3	3.15	0.2
TOILET	2.4	0.40	V	0.45	1.55
BATH	1.44	0.24	V	0.45	1.55
W.C.	1.08	0.18	V	0.45	1.55

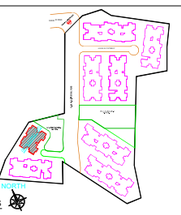

KEY PLAN
SCALE - NTS

NOTE:
- ALL DIMENSIONS ARE IN METERS.
- INTERNAL WALL THICKNESS 0.10 M.
- EXTERNAL WALL THICKNESS 0.15 M.

CONTENT OF THE SHEET

GR, 1ST,2ND, 3RD & 4TH FLOOR PLAN , AREA DIAGRAM & CALCULATION , TERRACE FLOOR PLAN, SECTION AA & BB, ELEVATION OF (BUILDING -08).

M/s. Prayag Builders & Devlopers through
Prayag Builders & Devlopers
Partner
1) MR. PRADEEP KRUSHNA BHOPI
(Signature of OWNER)

AR. SWAPNIL KALYANKAR
REGD.NO, CA / 2010 / 47491
(Signature of Architect.)

NAME OF THE OWNER

1) (MR. PRADEEP KRUSHNA BHOPI)

DESCRIPTION OF PROPOSAL & PROPERTY

Proposed Residential Building On Land Bearing Survey No. 100 / 5B , At Village Vihighar, Tal- Panvel, Dist Raigad, Maharastra.

ARCHITECT NAME & SIGNATURE

JOB NO.	
DWG. NO.	
DATE	29.10.2021
SCALE	1: 100 , N.T.S.
DRN BY	KISHOR THAKUR
CHKD BY	SWAPNIL KALYANKAR

SKA
SWAPNIL KALYANKAR ARCHITECTS
Swapnil Kalyankar | +91 • 99875 96001
OFFICE : SIDDHANT MARKET,D - WING,
2ND FLOOR,OPP.BJP OFFICE,PANVEL • 410 206.
EMAIL : skapdenners@gmail.com