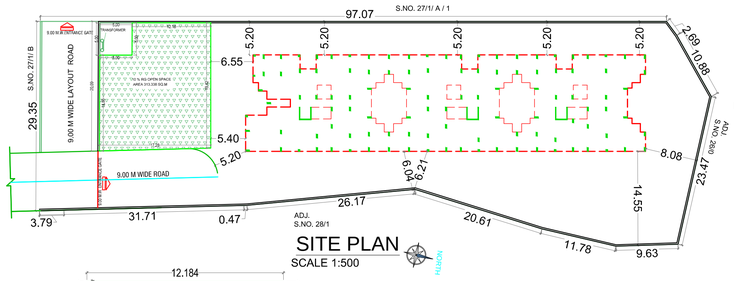

SITE PLAN

SCALE 1:500

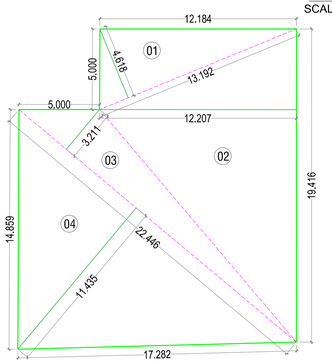

OPEN SPACE AREA DIAGRAM

SCALE 1:200

OPEN SPACE AREA CALCULATION						
SR.NO.	TRIANGLE NUMBER	NUMBER OF TRIANGLE	1/2	BASE (M)	HEIGHT (M.)	AREA (SQM.)
1	1	1	1/2	13.192	4.618	30.460
2	1	1	1/2	19.416	12.207	118.506
3	1	1	1/2	22.446	3.211	36.037
4	1	1	1/2	22.446	11.435	128.335
TOTAL AREA						313.338

PLOT AREA CALCULATION						
SR.NO.	TRIANG		1/2	BASE (M)	HEIGHT (M.)	AREA
1	1	1	1/2	42.54	21.87	465.17
2	2	1	1/2	63.31	13.55	428.93
3	3	1	1/2	97.07	25.3	1227.94
4	4	1	1/2	47.79	13.38	319.72
5	5	1	1/2	47.79	20.29	484.83
6	6	1	1/2	41.85	2.42	50.64
TOTAL AREA						2977.219

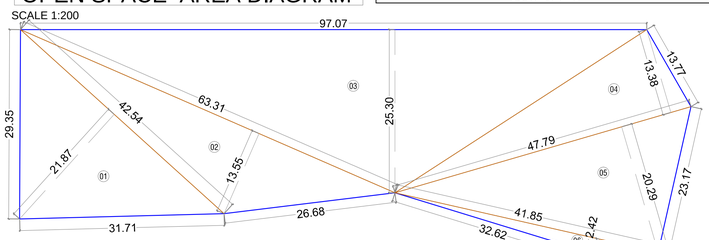

PLOT AREA DIAGRAM

SCALE = 1:500

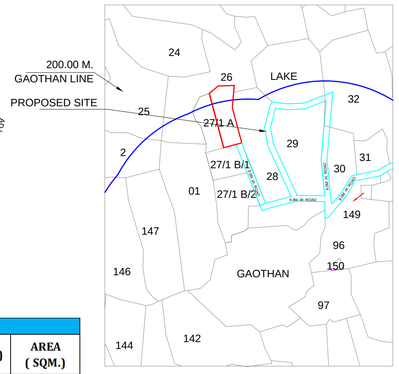

LOCATION PLAN

(SCALE-N.T.S)

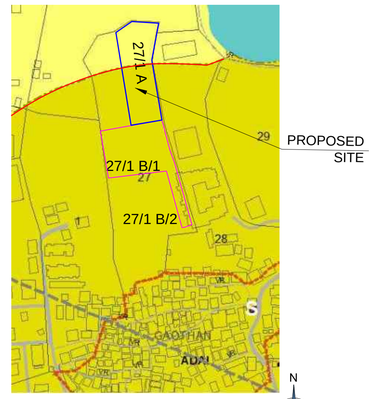

SANCTIONED IDP PLAN

(SCALE-N.T.S)

** PARKING STATEMENT - PLEASE REFER D1 OF PROFORMA - I **(FREE SALE)								
TENEMENTS SIZE CARPET AREA IN SQM.	NO. OF TENEMENTS	REQUIRED PARKING RATE	REQUIRED NO. OF PARKING SPACES		PROPOSED PARKING SPACES			
			NO. OF CARS	NO. OF SCOOTER	NO. OF CARS			NO. OF SCOOTER
			12.50 SQM.	2.00 SQMT.	LARGE CAR PAKING 12.50 SQM. 5.0 M x 2.50 M.	SMALL CAR PAKING 10.35 SQM. 4.5 M x 2.30 M.		2.00 SQMT.
UPTO 35	78	4 tenements having carpet area upto 35 sq.m. each.	20	25X 10% =2.5 nos.	19	6		10
35 TO 45	04	2 tenements having carpet area 35 to 45 sq.m. each.	2					
TOTAL	82	visitor's parking 10%	2.2					
TOTAL			25	3	25			10

TERRACE AREA STATEMENT				
BUILDING NUMBER	FLOOR	BUILT UP AREA	PERMISSIBLE TERRACE AREA	PROPOSED TERRACE AREA
1	GROUND FLOOR	358.676	71.735	0.000
	1ST FLOOR	664.250	132.850	45.721
	2ND FLOOR	664.250	132.850	66.555
	3RD FLOOR	664.250	132.850	45.721
	4TH FLOOR	664.250	132.850	66.555
	TOTAL	3015.676	603.135	224.552

BALCONY AREA STATEMENT *								
BUILDING NUMBER	FLOOR	BUILT UP AREA	PERMISSIBLE BALCONY AREA	PROPOSED BALCONY AREA				
				TOTAL	ENCLOSED	OPEN	PARTLY ENCLOSSED BALCONY	EXCESS
1	GROUND FLOOR	358.676	53.801	13.65	13.65	0	0	0
	1ST FLOOR	664.250	99.638	95.140	22.250	72.890	0.000	0.000
	2ND FLOOR	664.250	99.638	95.140	22.250	72.890	0.000	0.000
	3RD FLOOR	664.250	99.638	95.140	22.250	72.890	0.000	0.000
	4TH FLOOR	664.250	99.638	95.140	22.250	72.890	0.000	0.000
	TOTAL	3015.676	452.351	394.210	102.650	291.560	0.000	0.000

PROFORMA-I		
	AREA STATEMENT	Area in Sq.M.
1	Area of Plot as per 7/12 extract	3250.00
2	Area of Plot as per measurement plan(As per trangulation of TILR at true scale)	3052.340
3	Area of plot as per Physical Survey	3051.344
4	Area of plot, considered {least of (a) , (b) & (c) above }	3051.344
5	Area of Plot as per TILR As Per Tragulation	3052.340
a)	Area For Plot Within 200 M. Gaothan Boundary	1707.932
b)	Area For Plot Outside 200 M. Gaothan Boundary	1344.409
6	(including more than 50% area within urban village & rest of area as per urban village as per Req. no. 2.124 of sanction IDP DCPRS)	3052.340
7	DEDUCTION FOR	
	a. Existing road acquisition area	0
	b. Widening of road (12m wide)	0
	C. Any reservation	0
8	Gross area of the Plot (4-7)	3051.344
9	Deduction for Amenity space if Any	NA
10	Recreational open space required	305.13
11	Net area of plot	3051.344
12	Permissible FSI	1.00
13	Permissible Built up Area = { (11) X (12) }	3051.344
14	Recreational open space Provided	313.338
15	Proposed Built Up Area	3015.676
16	Balance Built Up Area { (13) - (15) }	35.67
17	FSI Consumed { (15) ÷ (11) }	0.988
18	FSI Balanced (12-17)	0.012
19	Number of units Proposed	82
	a. Residential	82
	b. Commercial	0
20	Trees to be planted	
	(20A) Trees to be planted against plot area { (4-14) ÷ 100 }	28
	(20B)Trees to be planted against open space {(14) ÷ 100)x 5 }	16
	(20C)Required Number of trees to be planted { (20A) + (20B) }	44
	(20D)Number of trees planted	45
21	Balacony Area Statement	*
22	Parking Statement	**

BUILT UP AREA	
BUILDING	BUILDING-1
FLOOR	IN SQM.
GROUND	358.676
1ST FLOOR	664.250
2ND FLOOR	664.250
3RD FLOOR	664.250
4TH FLOOR	664.250
TOTAL	3015.676
TOTAL BUILT UP AREA	3015.676

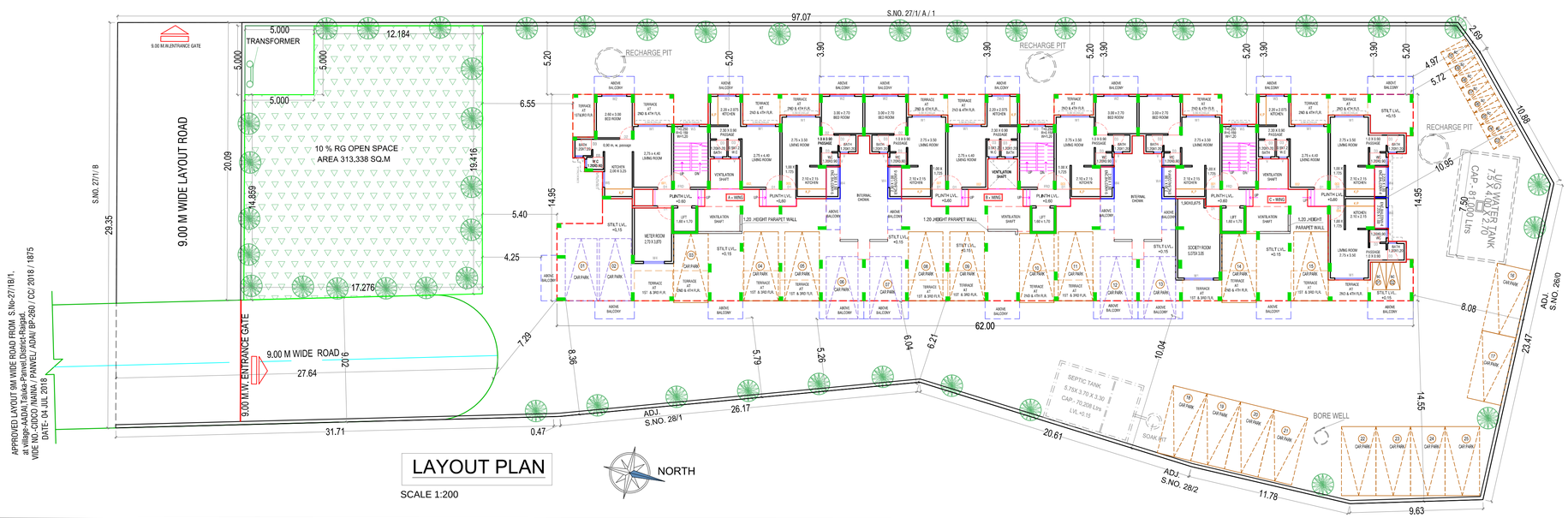

APPROVED LAYOUT 9M WIDE ROAD FROM S.No-27/1B/1, at village-AADAI, Taluka-Panvel,District-Raigad. VIDE NO.-CIDCO /NAINA / PANVEL/ ADAI/ BP-280 / CC/ 2018 / 1875 DATE - 04 JUL 2018

LAYOUT PLAN

SCALE 1:200

NORTH

STAMP OF APPROVAL

1/4

AS BUILT DRAWING APPROVED
Subject to the condition mentioned in this office letter no. CIDCO/NAINA/Panvel/Adai/BP-00294/OC/Full/2022/0172
Dated:16 March 2022

RAJA BHAGUJI WAGHMARE

Digitally signed by RAJA BHAGUJI WAGHMARE
Date: 2022.03.16 19:52:33 +05'30'

Legend :-

Sr.No.	Item	Site Plan On White Print	Building Plan On White Print
01.	Plot Line		
02.	Existing Street		
03.	Future Street		
04.	Permissible building line		
05.	Marginal Open Space	NO COLOUR	
06.	Two Wheeler Parking		
07.	Large Car Parking		
08.	Small Car Parking		

CONTENT OF THE SHEET

LAYOUT PLAN,SITE PLAN, PLOT AREA DIAGRAM & CALCULATION, OPEN SPACE AREA DIAGRAM & CALCULATION,LOCATION PLAN , PARKING AREA STATEMENT,BALCONY AREA STATEMENT,TERRACE AREA STATEMENT, BUILT UP AREA STATEMENT ,LEGENDS.

CERTIFICATE OF AREA

CERTIFIED THAT I HAVE SURVEYED THE PLOT BEARING S.NO.27 /1/ A /2 ON VILLAGE -ADAI , TAL.- PANVEL, DATED 15-07-2017 AND THAT THE DIMENSIONS OF THE SIDES ETC. OF THE PLOT STATED ON THE PLAN ARE AS MEASURED ON SITE AND AREA SO WORKED OUT IS **3051.343 SQ.MT.**

M/s.SHREE GANESH ENTERORISES
Mr.DATTATREY B. KURANGALE
NAME & SIGNATURE OF OWNER

(Signature of Architect.)
AR. SWAPNIL KALYANKAR
REGD. NO. CA / 2010 / 47491

FROM OF CERTIFICATE

I, SWAPNIL KALYANKAR HAVE BEEN EMPLOYED AS HIS ARCHITECT. I HAVE EXAMINED THE BOUNDARIES AND THE AREA OF THE PLOT AND I DO HEREBY CERTIFY THAT I HAVE PERSONALLY VERIFIED AND CHECKED ALL THE STATEMENTS MADE BY THE APPLICANT WHO IS THE OWNER IN POSSESION OF THE PLOT AS IN THE ABOVE FORM AND FOUND THEM TO BE CORRECT.

ADD. : SIDDHANT MARKET,D - WING, 2ND FLOOR,OPP.BJP OFFICE,PANVEL - 410 206.
E-MAIL ID. skaplanners@gmail.com
MOBILE NO. 99875 96001

(Signature of Architect.)
AR. SWAPNIL KALYANKAR
REGD. NO. CA / 2010 / 47491

NAME OF THE OWNERS & SIGNATURE

M/s. SHREE GANESH ENTERPRISES THROUGH
Mr.DATTATREY B. KURANGALE
NAME & SIGNATURE OF OWNER

NAME & SIGNATURE OF ARCHITECT

(Signature of Architect.)
AR. SWAPNIL KALYANKAR
REGD. NO. CA / 2010 / 47491

DESCRIPTION OF PROPOSAL & PROPERTY

PROPOSED BUILDING PERMISSION ON S. NO.27/1/(A)/2, AT- ADAI ,TALUKA -PANVEL, DIST. -RAIGAD.

DATE	26.12.2021
SCALE	1: 100 ,1:200,1: 500,1: 5000, N.T.S.
DRN BY	IMRAN
CHKD BY	SWAPNIL KALYANKAR

SKA
SWAPNIL KALYANKAR ARCHITECTS
Swapnil Kalyankar | +91 - 99875 96001
OFFICE : SIDDHANT MARKET,D - WING, 2ND FLOOR,OPP.BJP OFFICE,PANVEL - 410 206.
EMAIL : skaplanners@gmail.com

AS BUILT DRAWING APPROVED
Subject to the condition mentioned in this office letter no. CIDCO/NAINA/Panvel/Adai/BP-00294/OC/Full/2022/0172. Dated:16 March 2022

RAJA BHAGUJI WAGHMARE
Digitally signed by RAJA BHAGUJI WAGHMARE
Date: 2022.03.16 19:53:06 +05'30'

STAMP OF APPROVAL

2/4

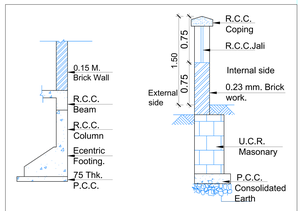

TYP.ECENTRIC FOOTING. SECTION
SCALE : NTS

TYP. CORNER COMPOUND WALL SECTION
SCALE : NTS

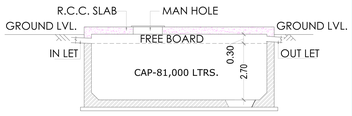

SECTION-AT `AA'
SCALE : NTS

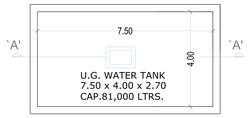

U.G.TANK PLAN
(SCALE : NTS)

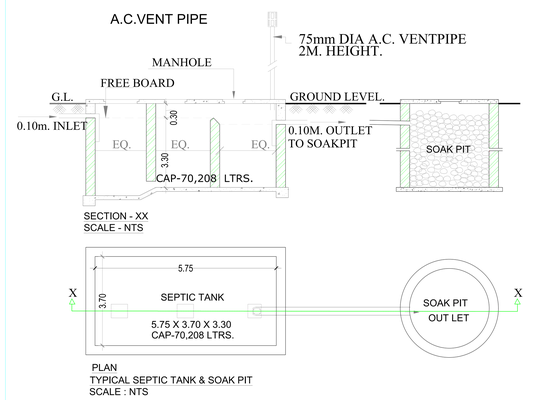

PLAN
TYPICAL SEPTIC TANK & SOAK PIT
SCALE : NTS

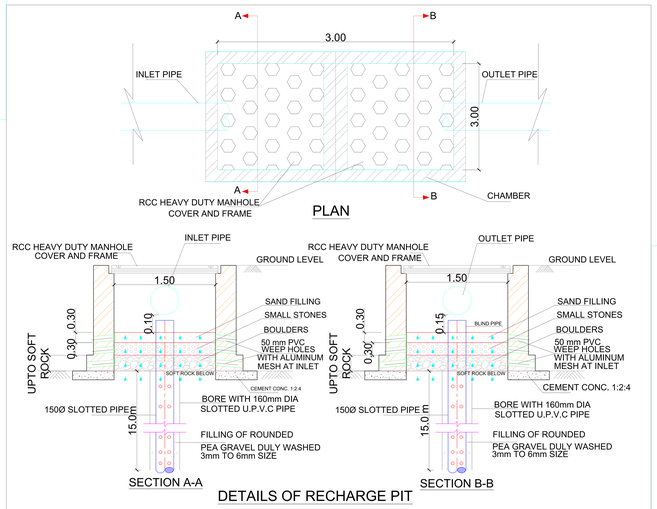

SEPTIC TANK REQUIRMENT											
BUILDING NUMBER	NUMBER OF TENEMENT	POPULATION	WATER REQUIREMENT					% FLOW TO SEWER		TOTAL REQUIRED SEPTIC TANK CAPACITY(LITRE)	TOTAL PROVIDED SEPTIC TANK CAPACITY (LITRE)
			FLUSHING		DOMESTIC		TOTAL	FLUSHING 100%	DOMESTIC 85%		
			LPCD	LPD	LPCD	LPD	LPD	LPD	LPD	LPD	
1	82	410	54	22140	135	55350	77490	22140	47047.50	69187.50	5.75 X 3.70 X 3.3
2	ADD. TOILETS	4	54	216	126	504	720	216	428.40	644.40	
TOTAL			—	22356	—	55854	78210	22356	47475.90	69831.90	70208

WATER STORAGE CAPACITY CALCULATION									
BUILDING NUMBER	TOTAL NUMBER OF UNITS	ADDITIONAL TOILET	POPULATION	WATER REQUIREMENT (IN LITRE)			UNDER GROUND WATER TANK PROVIDED		
				ADDL. TOILET (180 LITRE)	POPULATION (189 LITRE)	TOTAL	TANK NUMBER	SIZE /DIMENSION	CAPACITY (LITRE)
1	82	8	410	1440	77490	78930	1	7.50 X 4.00 X2.70	81000

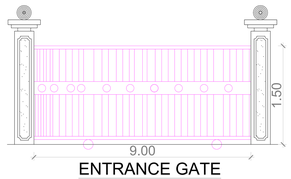

ENTRANCE GATE
SCALE : NTS

OVERHEAD WATER TANK CAPACITY CALCULATION				
BUILDING NUMBER	WATER REQUIRED (LITRE) (50% OF U.G TANK)	COLD WATER REQUIREMENT		
		TANK SIZE (METRE)	NUMBER OF TANK	CAPACITY (LITRE)
1	WING A	4.40 X 2.50 X 2.50	1	27500
	WING B	4.40 X 2.50 X 2.50	1	27500
	WING C	4.40 X 2.50 X 2.50	1	27500
	40500 LITRE	OVERHEAD WATER TANK CAPACITY =		82500

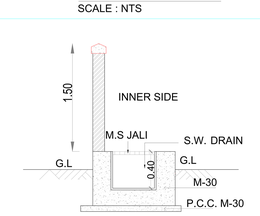

TYPICAL SECTION OF S.W. DRA IN LINE/ COMPOUND WALL
SCALE : NTS

D-VARIABLE

Legend :-

Sr.No.	Item	Site Plan On White Print	Building Plan On White Print
01.	Plot Line		
02.	Existing Street		
03.	Marginal Open Space	NO COLOUR	
04.	Drainage & Sewerage Work		
05.	Water Supply Work		
06.	RWH Line		
07.	Proposed Work		

NOTE:
- ALL DIMENSIONS ARE IN METERS.
- INTERNAL WALL THICKNESS 0.10 M.
- EXTERNAL WALL THICKNESS 0.15 M.

CONTENT OF THE SHEET

SERVICES PLAN , U/G TANK PLAN ,U/G TANK SECTION , U/G TANK AREAS CALCULATION, SEPTIC TANK & SECTION , SEPTIC TANK AREA CALCULATION ,COMPOUND WALL SECTION ,ENTRANCE GATE, R.O.H. DRAIN SECTION.

CERTIFICATE OF AREA

CERTIFIED THAT I HAVE SURVEYED THE PLOT BEARING S.NO.27 /1/ A /2 ON VILLAGE -ADAI , TAL.- PANVEL. DATED 15-07-2017 AND THAT THE DIMENSIONS OF THE SIDES ETC. OF THE PLOT STATED ON THE PLAN ARE AS MEASURED ON SITE AND AREA SO WORKED OUT IS **3051.343 SQ.MT**.

M/s. SHREE GANESH ENTERPRISES THROUGH Mr.DATTATREY B. KURANGALE
NAME & SIGNATURE OF OWNER

(Signature of Architect.)
AR. SWAPNIL KALYANKAR
REGD. NO. CA / 2010 / 47491

FROM OF CERTIFICATE

I, SWAPNIL KALYANKAR HAVE BEEN EMPLOYED AS HIS ARCHITECT. I HAVE EXAMINED THE BOUNDARIES AND THE AREA OF THE PLOT AND I DO HEREBY CERTIFY THAT I HAVE PERSONALLY VERIFIED AND CHECKED ALL THE STATEMENTS MADE BY THE APPLICANT WHO IS THE OWNER IN POSSESION OF THE PLOT AS IN THE ABOVE FORM AND FOUND THEM TO BE CORRECT.

ADD. : SIDDHANT MARKET,D - WING, 2ND FLOOR,OPP.BJP OFFICE,PANVEL - 410 206.
E-MAIL ID. skaplanners@gmail.com
MOBILE NO. 99875 96001

(Signature of Architect.)
AR. SWAPNIL KALYANKAR
REGD. NO. CA / 2010 / 47491

NAME OF THE OWNERS & SIGNATURE

M/s. SHREE GANESH ENTERPRISES THROUGH Mr.DATTATREY B. KURANGALE
NAME & SIGNATURE OF OWNER

NAME & SIGNATURE OF ARCHITECT

(Signature of Architect.)
AR. SWAPNIL KALYANKAR
REGD. NO. CA / 2010 / 47491

DESCRIPTION OF PROPOSAL & PROPERTY

PROPOSED BUILDING PERMISSION ON S. NO.27/1/(A)/2, AT- ADAI ,TALUKA -PANVEL, DIST. -RAIGAD.

DATE	26.12.2021
SCALE	1: 100 ,1:200,1: 500,1: 5000, N.T.S.
DRN BY	IMRAN
CHKD BY	SWAPNIL KALYANKAR

SWAPNIL KALYANKAR ARCHITECTS
Swapnil Kalyankar | +91 - 99875 96001
OFFICE : SIDDHANT MARKET,D - WING, 2ND FLOOR,OPP.BJP OFFICE,PANVEL - 410 206.
EMAIL : skaplanners@gmail.com

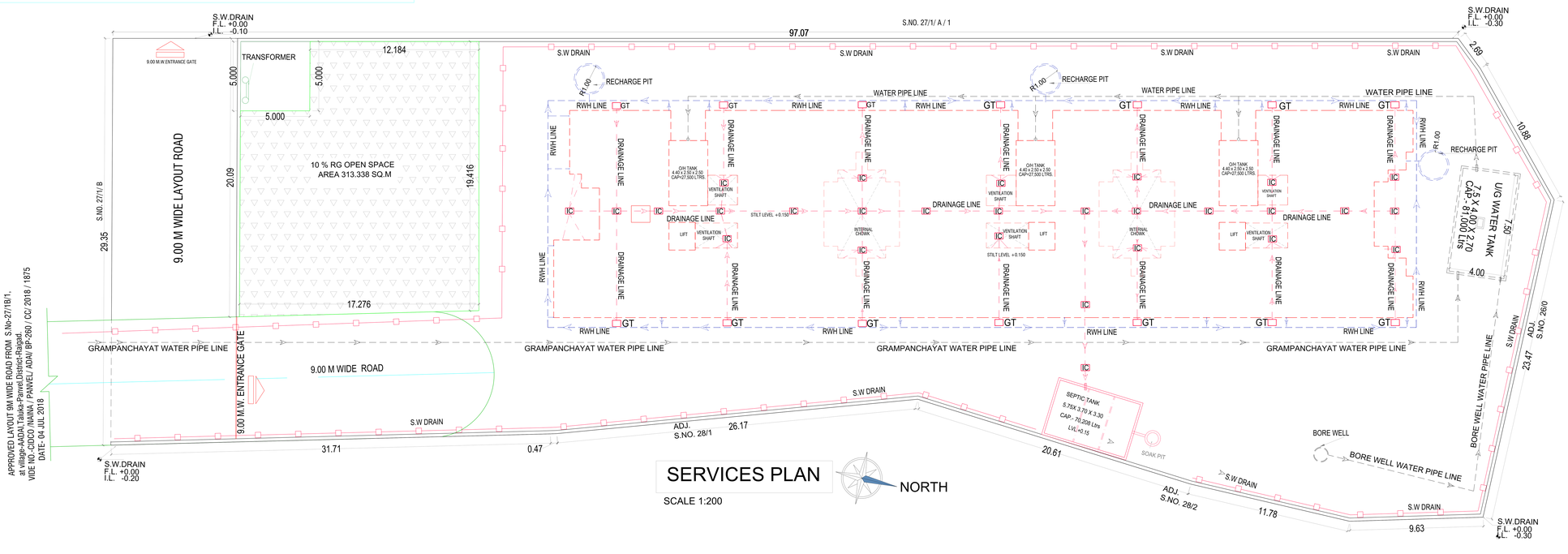

APPROVED LAYOUT 9M WIDE ROAD FROM S.No-27/1B/1, at village-AADAI,Taluka-Panvel,District-Raigad. VIDE NO.-CIDCO /NAINA / PANVEL/ ADAI/ BP-260 / CC/ 2018 / 1875 DATE- 04 JUL 2018

SERVICES PLAN

SCALE 1:200

NORTH

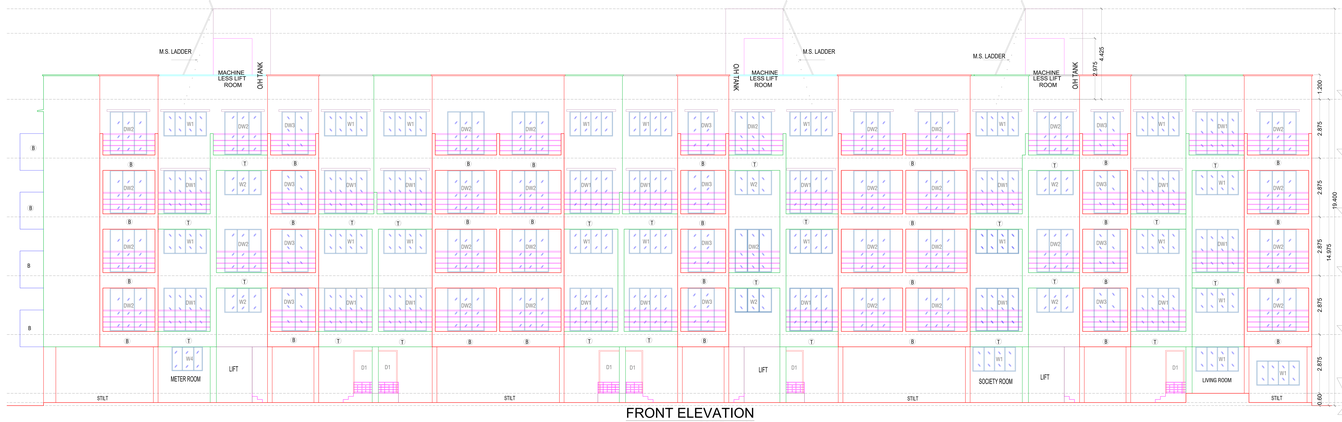

FRONT ELEVATION
SCALE - 1:100

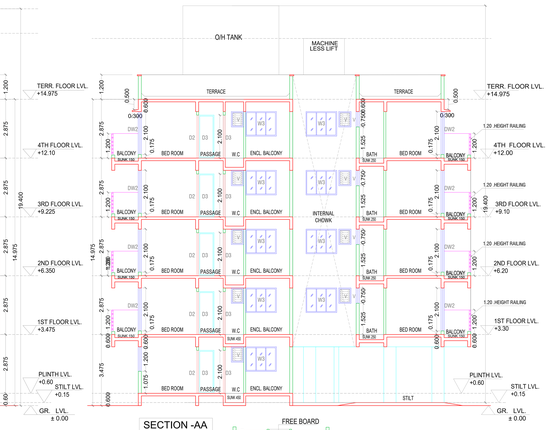

SECTION -AA
SCALE 1:100

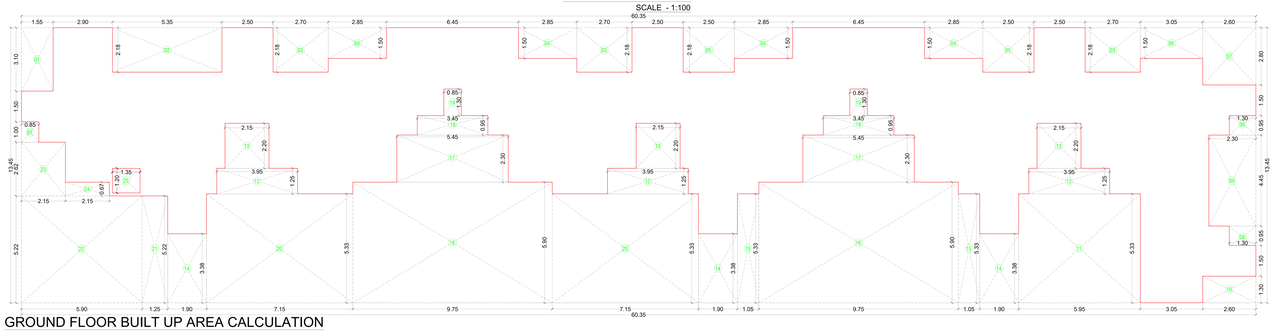

GROUND FLOOR BUILT UP AREA CALCULATION
SCALE - 1:100

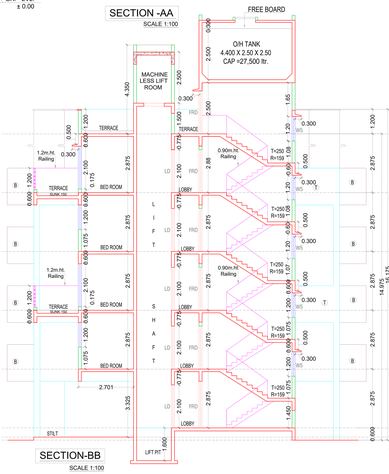

SECTION-BB
SCALE 1:100

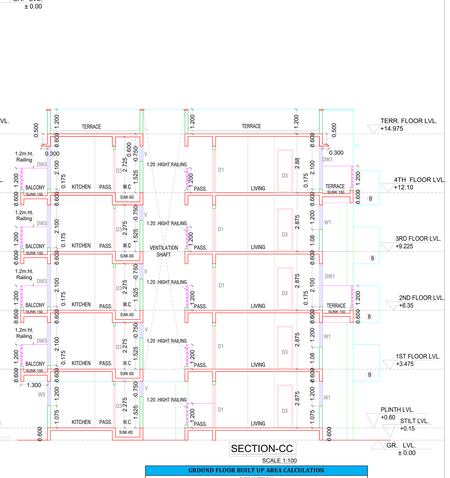

SECTION-CC
SCALE 1:100

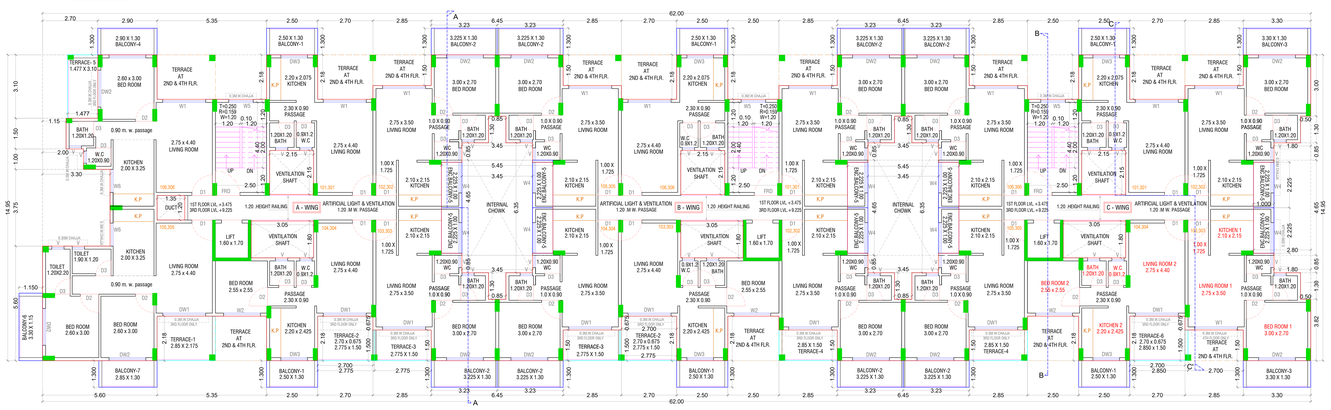

1ST & 3RD FLOOR PLAN
SCALE - 1:100

ELEVATION

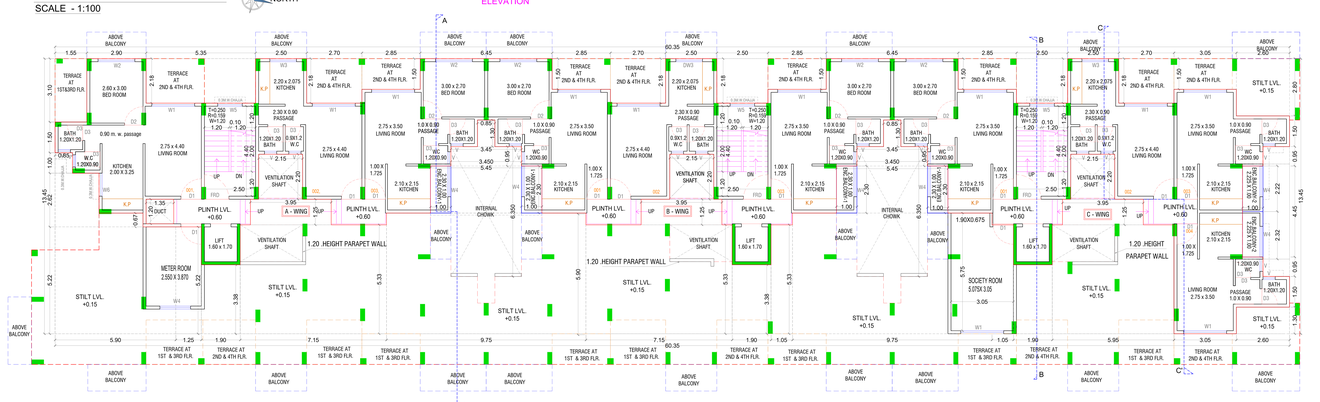

GROUND FLOOR PLAN
SCALE - 1:100

ELEVATION

STAMP OF APPROVAL 3/4

AS BUILT DRAWING APPROVED
Subject to the condition mentioned in this office letter no.
CIDCO/NAINA/Panvel/Adai/BP-00294/OC/Full/2022/0172
Dated:16 March 2022

RAJA BHAGUJI WAGHMARE
Digitally signed by RAJA BHAGUJI WAGHMARE
Date: 2022.03.16 19:53:34 +05'30'

SCHEDULE OF DOORS & WINDOWS

TYPE	SIZE IN MM			AREA IN SQM.	DISCREPTION	SILL LVL.
FRD	1.2	X	2.1	2.52	FIRE RESISTANT DOOR	
D1	1	X	2.1	2.1	T.W. PANEL DOOR	
D2	0.9	X	2.1	1.89	T.W. PANEL DOOR	
D3	0.75	X	2.1	1.575	T.W. PANEL DOOR	
DW1	2.1	X	2.1	4.41	AL. SLIDING FRENCH WINDOW	0.175
DW2	1.8	X	2.1	3.78	AL. SLIDING FRENCH WINDOW	0.175
DW3	1.3	X	2.1	2.73	AL. SLIDING FRENCH WINDOW	0.175
W1	2.1	X	1.2	2.52	AL. SLIDING WINDOW	1.075
W2	1.8	X	1.2	2.16	AL. SLIDING WINDOW	1.075
W3	1.3	X	1.2	1.56	AL. SLIDING WINDOW	1.075
W4	1.5	X	1.2	1.8	AL. SLIDINDOW	1.075
W5	1.2	X	1.2	1.44	AL. SLIDING WINDOW	1.075
W6	1.125	X	1.2	1.35	AL. SLIDING WINDOW	1.075
V	0.6	X	0.75	0.45	AL.LOUVERD WINDOW	1.525

TENEMENT STATEMENT

WING NUMBER	FLAT NUMBER	UNITS	Carpet Area IN SQM.	BALCONY AREA (SQM.) ENCLOSED	OPEN	TERRACE AREA (SQM.)	CUPBOARD AREA (SQM.)	BUILT - UP AREA (SQM.)
A	G-001	1	32.190	0.00	0.000	0.00	0.00	37.150
	G-002	1	21.645	0.00	0.000	0.000	0.00	25.170
	G-003	1	28.345	2.300	0.00	0.000	0.00	32.004
	101,301	2	21.645	0.00	3.25	0.000	0.00	25.170
	102,302	2	28.345	2.225	4.19	0.000	0.00	31.839
	103,303	2	28.330	2.225	4.16	4.275	0.00	31.839
	104,304	2	29.007	0.00	3.250	5.985	0.00	33.314
	105,305	2	43.290	0.00	7.50	6.199	0.00	48.053
	106,306	2	32.190	0.00	3.77	4.805	0.00	36.718
	201,401	2	21.645	0.00	3.25	5.985	0.00	25.170
	202,402	2	28.345	2.225	4.19	4.162	0.00	31.739
	203,403	2	28.330	2.225	4.16	0.000	0.00	31.739
	204,404	2	29.007	0.00	3.250	5.763	0.00	33.314
	205,405	2	43.290	0.00	7.50	0.000	0.00	48.053
	206,406	2	32.190	0.00	3.77	6.199	0.00	36.718
TOTAL		27	813.408	20.100	104.500	86.746	0.00	924.856
B	G-001	1	28.345	2.30	0.00	0.000	0.00	32.004
	G-002	1	21.645	0.00	0.00	0.000	0.00	25.171
	G-003	1	28.345	2.30	0.00	0.000	0.00	32.332
	101,301	2	28.345	2.225	4.19	0.000	0.00	32.191
	102,302	2	28.345	2.225	4.19	4.275	0.00	31.978
	103,303	2	29.007	0.00	3.25	5.985	0.00	33.315
	104,304	2	28.345	2.225	4.19	4.162	0.00	31.838
	105,305	2	28.345	2.225	4.19	0.000	0.00	31.839
	106,306	2	21.645	0.00	3.25	0.000	0.00	25.171
	201,401	2	28.345	2.225	4.19	4.275	0.00	32.091
	202,402	2	28.345	2.225	4.19	0.000	0.00	31.878
	203,403	2	29.007	0.00	3.25	5.662	0.00	33.315
	204,404	2	28.345	2.225	4.19	0.000	0.00	31.738
	205,405	2	28.345	2.225	4.19	4.162	0.00	31.738
	206,406	2	21.645	0.00	3.25	5.985	0.00	25.171
TOTAL		27	734.463	40.200	93.080	69.012	0.00	834.057
C	G-001	1	28.345	2.30	0.00	0.000	0.00	32.36
	G-002	1	21.645	0.00	0.00	0.000	0.00	25.17
	G-003	1	20.154	2.225	0.00	0.000	0.00	22.98
	G-004	1	20.154	2.225	0.00	0.000	0.00	23.34
	101,301	2	21.645	0.00	3.25	0.000	0.00	25.17
	102,302	2	28.344	2.225	4.29	0.000	0.00	32.06
	103,303	2	27.715	2.225	4.29	0.000	0.00	32.06
	104,304	2	29.007	0.00	3.25	5.985	0.00	33.31
	105,305	2	28.345	2.225	4.19	4.275	0.00	31.98
	106,306	2	28.345	2.225	4.19	0.000	0.00	32.19
	201,401	2	21.645	0.00	3.25	5.985	0.00	25.17
	202,402	2	28.344	2.225	4.29	4.162	0.00	31.96
	203,403	2	27.715	2.225	4.29	4.275	0.00	31.32
	204,404	2	29.007	0.00	3.25	5.662	0.00	33.31
	205,405	2	28.345	2.225	4.19	0.000	0.00	31.88
	206,406	2	28.345	2.225	4.19	4.275	0.00	32.09
TOTAL		28	743.902	42.350	93.864	69.238	0.00	848.870
GRAND TOTAL		82	2291.773	102.65	291.444	224.996	0.00	2607.783

LIGHT & VENTILATION STATEMENT

ROOM	CARPET AREA	1/6 REQD.	TYPE	AREA IN SQM. PROV.	SILL LVL.
LIVING-1	12.10	2.02	DW1/W1	4.41 / 2.52	0.175/1.075
LIVING-2	11.35	1.89	DW1/W1	4.41 / 2.52	0.175/1.075
BED-1	8.10	1.35	DW2	3.78	0.175
BED-2	6.50	1.08	DW2/W2	3.78 / 2.16	0.175/1.075
KITCHEN-1	4.515	0.75	W4	1.8	1.075
KITCHEN-2	5.335	0.89	DW3	2.73	0.175
BATH	1.44	0.24	V	0.45	1.525
W.C.	1.08	0.18	V	0.45	1.525

BUILDING - 1

1ST, 2ND, 3RD & 4TH FLOOR BUILT UP AREA CALCULATION

Block Description	Number of blocks	Length (meter)	Breath (meter)		Area (sqm.)
1	1	62.00	14.95	=	926.900
			SUBTOTAL : A	=	926.900
DEDUCTION					
1	1	2.70	3.100	=	8.37
2	2	5.35	2.175	=	23.27
3	6	2.70	2.175	=	35.24
4	10	2.85	1.500	=	42.75
5	4	2.50	2.175	=	21.75
6	2	0.50	1.30	=	1.30
7	2	1.80	0.95	=	3.42
8	1	2.80	4.45	=	12.46
9	1	3.30	3.750	=	12.38
10	1	2.00	1.00	=	2.00
11	1	1.15	1.50	=	1.73
12	1	1.35	1.200	=	1.62
13	3	2.15	2.15	=	13.87
14	3	3.05	1.80	=	16.47
15	4	0.85	1.300	=	4.42
16	4	3.45	0.95	=	13.11
17	2	5.45	4.450	=	48.51
			SUBTOTAL : B	=	262.650
NET BUILT UP AREA = (SUBTOTAL : A) - (SUBTOTAL :B)				=	664.250

BALCONY AREA STATEMENT

1ST, 2ND, 3RD & 4TH FLOOR

BALCONY TYPE	NUMBER OF BALCONY	LENGTH (METER)	BREATH (METER)	AREA IN SQM. OPEN	ENCLOSED
OPEN B1	6	2.50	1.30	19.50	0.00
OPEN B2	8	3.225	1.30	33.54	0.00
OPEN B3	2	3.300	1.30	8.58	0.00
OPEN B4	1	2.900	1.30	3.77	0.00
ENC. B5	10	2.225	1.00	0.00	22.25
OPEN B6	1	3.30	1.15	3.80	0.00
OPEN B7	1	2.850	1.30	3.71	0.00
			SUBTOTAL	72.89	22.25
TOTAL PROPOSED BALCONY AREA				95.140	
NET BUILT UP AREA OF FLOOR				664.250	
PERMISSIBLE BALCONY AREA = (NET BUILT UP AREA) X 15 %				99.638	
BALANCE BALCONY AREA,IF ANY				4.498	
EXCESS BALCONY AREA,IF ANY				NA	

GROUND FLOOR BUILT UP AREA CALCULATION

DEDUCTION

Block	Number of	Length	Breath		Area (sqm.)
1	1	60.35	13.450	=	811.71
			SUBTOTAL A		811.71
1	1	1.55	3.100	=	4.81
2	1	5.35	2.175	=	11.64
3	3	2.70	2.175	=	17.62
4	4	2.85	1.500	=	17.10
5	2	2.500	2.175	=	10.88
6	1	3.050	1.500	=	4.58
7	1	2.60	2.800	=	7.28
8	2	1.30	0.950	=	2.47
9	1	2.30	4.450	=	10.24
10	1	2.600	1.300	=	3.38
11	1	5.95	5.325	=	31.68
12	3	3.950	1.250	=	14.81
13	3	2.15	2.200	=	14.19
14	3	1.90	3.375	=	19.24
15	2	1.05	5.325	=	11.18
16	2	9.75	5.900	=	115.05
17	2	5.45	2.300	=	25.07
18	2	3.45	0.950	=	6.56
19	2	0.85	1.300	=	2.21
20	2	7.15	5.325	=	76.15
21	1	1.25	5.225	=	6.53
22	1	5.90	5.225	=	30.83
23	1	2.15	2.625	=	5.64
24	1	2.15	0.673	=	1.45
25	1	1.35	1.200	=	1.62
26	1	0.85	1.000	=	0.85
SUBTOTAL B				=	453.03
TOTAL (A - B)				=	358.676

BALCONY AREA STATEMENT

GROUND FLOOR BALCONY

BALCONY TYPE	NUMBER OF BALCONY	LENGTH (METER)	BREATH (METER)	AREA IN SQM. OPEN	ENCLOSED
ENC. B1	4	2.300	1.00	0.00	9.20
ENC. B2	2	2.225	1.00	0.00	4.45
SUBTOTAL				0.00	13.65
TOTAL PROPOSED BALCONY AREA				13.65	
NET BUILT UP AREA OF FLOOR				358.676	
PERMISSIBLE BALCONY AREA = (NET BUILT UP AREA) X 15 %				53.80	
BALANCE BALCONY AREA,IF ANY				40.15	
EXCESS BALCONY AREA,IF ANY				NA	

TERRACE AREA STATEMENT

1ST& 3RD FLOOR

TERRACE TYPE	NUMBER OF TERRACE	LENGTH (METER)	BREATH (METER)	AREA IN SQM.
T1	2	2.850	2.175	6.20
		2.700	0.675	3.65
		2.775	1.500	8.33
T3	2	2.775	1.500	8.33
T4	2	2.850	1.500	8.55
T5	1	1.477	3.100	4.58
T6	1	2.700	0.675	1.82
		2.850	1.500	4.28
TOTAL PROPOSED TERRACE AREA				45.721
NET BUILT UP AREA OF FLOOR				664.250
PERMISSIBLE TERRACE AREA = (NET BUILT UP AREA) X 20 %				132.850
BALANCE TERRACE AREA				87.129

2ND & 4TH FLOOR

TERRACE TYPE	NUMBER OF TERRACE	LENGTH (METER)	BREATH (METER)	AREA IN SQM.
T7	1	2.850	2.175	6.20
T8	3	2.700	0.675	5.47
		2.775	1.500	12.49
T9	3	2.775	1.500	12.49
T10	3	2.850	1.500	12.83
T11	2	2.500	0.675	3.38
		2.650	1.500	7.95
T12	1	2.600	1.100	5.76
TOTAL PROPOSED TERRACE AREA				66.555
NET BUILT UP AREA OF FLOOR				664.250
PERMISSIBLE TERRACE AREA = (NET BUILT UP AREA) X 20 %				132.850
BALANCE TERRACE AREA				66.295

CONTENT OF THE SHEET

GROUND FLOOR PLAN,1ST & 3RD FLOOR PLAN , AREA DIAGRAM & AREA CALCULATIONS,ELEVATION , SECTION AA' , BB' & CC'

NAME OF THE OWNERS & SIGNATURE

M/s. SHREE GANESH ENTERPRISES
THROUGH
Mr DATTATREY B. KURANGALE
NAME & SIGNATURE OF OWNER

NAME & SIGNATURE OF ARCHITECT

(Signature of Architect)
AR. SWAPNIL KALYANKAR
REGD. NO. CA / 2010 / 47491

DESCRIPTION OF PROPOSAL & PROPERTY

PROPOSED BUILDING PERMISSION ON
S. NO.27/1/A)/2, AT- ADAI , TALUKA -PANVEL, DIST. -RAIGAD.

DATE	26.12.2021
SCALE	1: 100 ,1:200,1: 500,1: 5000, N.T.S.
DRN BY	IMRAN
CHKD BY	SWAPNIL KALYANKAR

SWAPNIL KALYANKAR ARCHITECTS
Swapnil Kalyankar | +91 - 99875 96001
OFFICE : SIDDHANT MARKET,D - WING,
2ND FLOOR,OPP.BJP OFFICE,PANVEL - 410 206.
EMAIL : skaplanners@gmail.com

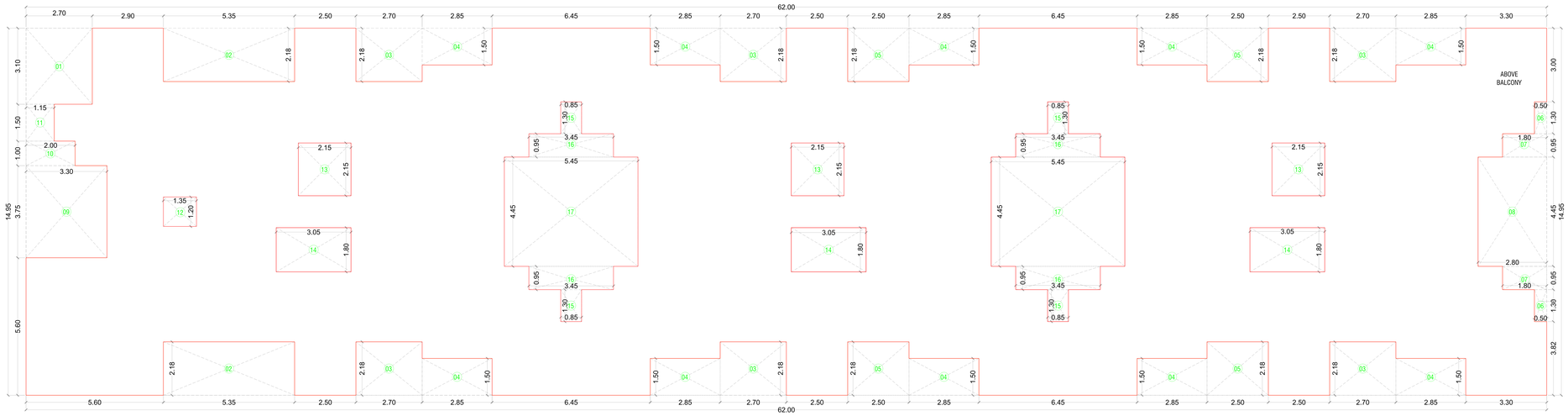

1ST TO 4TH FLOOR BUILT UP AREA CALCULATION

SCALE - 1:100

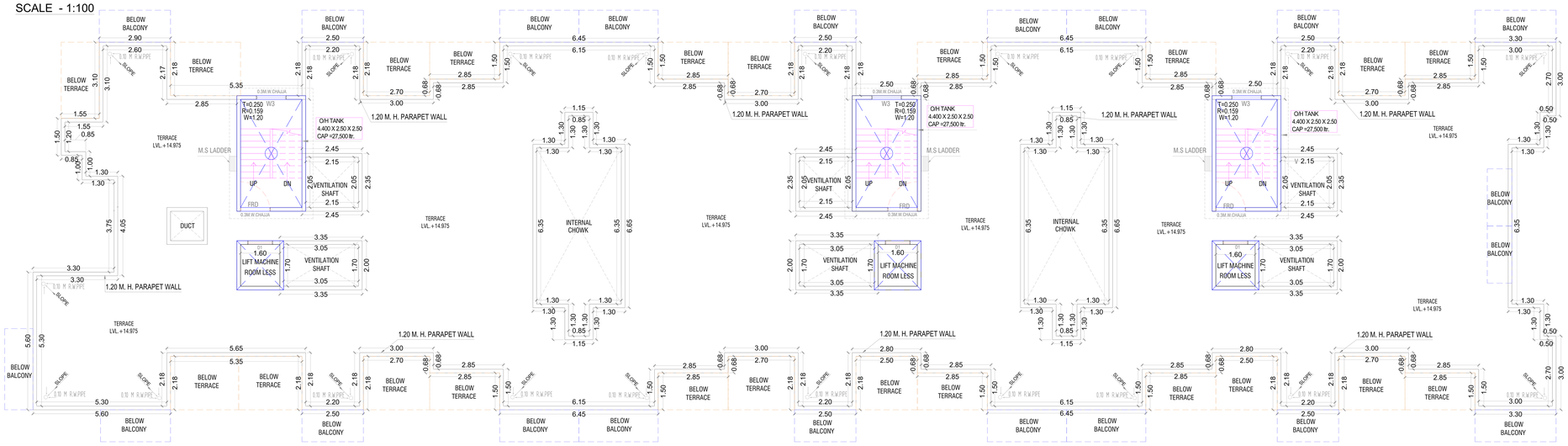

TERRACE FLOOR PLAN

SCALE - 1:100

NORTH

ELEVATION

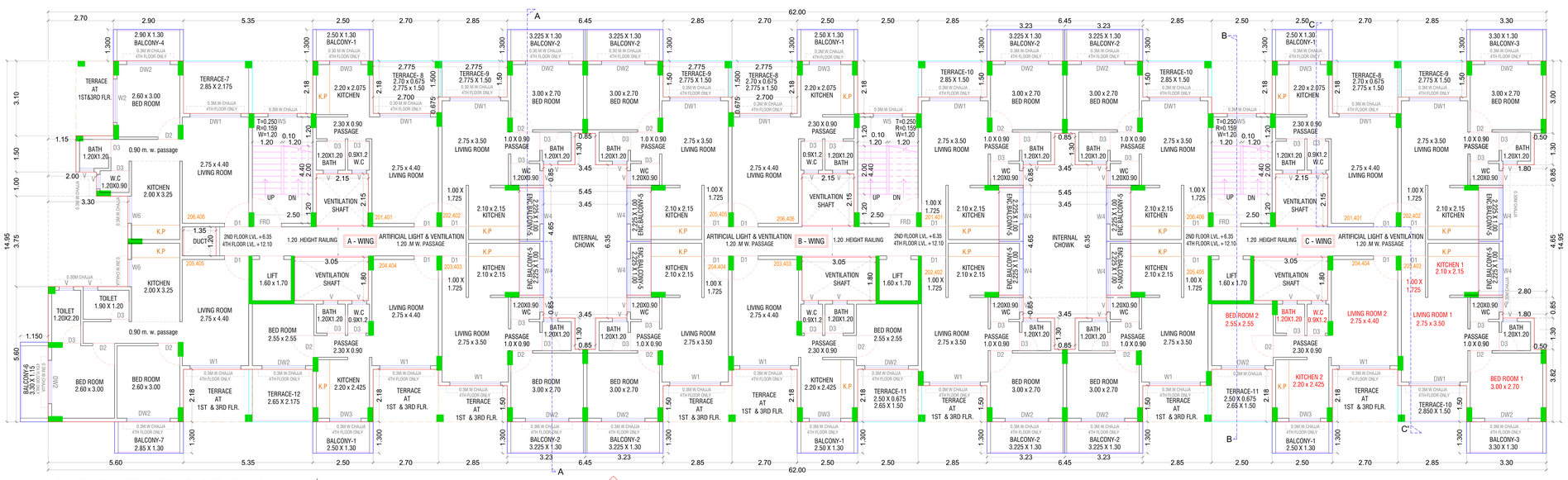

2ND & 4TH FLOOR PLAN

SCALE - 1:100

NORTH

ELEVATION

STAMP OF APPROVAL

4/4

AS BUILT DRAWING APPROVED
Subject to the condition mentioned in this office letter no. CIDCO/NAINA/Panvel/Adai/BP-00294/OC/Full/2022/0172
Dated:16 March 2022

RAJA BHAGUJI WAGHMARE

Digitally signed by RAJA BHAGUJI WAGHMARE
Date: 2022.03.16 19:53:58 +05'30'

CONTENT OF THE SHEET

2ND & 4TH FLOOR PLAN, 1ST,2ND,3RD & 4TH,AREA DIAGRAM & AREA CALCULATIONS , TERRACE FLOOR PLAN ,

NAME OF THE OWNERS & SIGNATURE

M/s. SHREE GANESH ENTERPRISES THROUGH
Mr.DATTATREY B. KURANGALE
NAME & SIGNATURE OF OWNER

NAME & SIGNATURE OF ARCHITECT

(Signature of Architect)
AR. SWAPNIL KALYANKAR
REGD. NO. CA / 2010 / 47491

DESCRIPTION OF PROPOSAL & PROPERTY

PROPOSED BUILDING PERMISSION ON
S. NO.27/1(A)/2, AT- ADAI ,TALUKA -PANVEL, DIST. -RAIGAD.

DATE	26.12.2021
SCALE	1: 100 ,1:200,1: 500,1: 5000, N.T.S.
DRN BY	IMRAN
CHKD BY	SWAPNIL KALYANKAR

SWAPNIL KALYANKAR ARCHITECTS
Swapnil Kalyankar | +91 - 99875 96001
OFFICE : SIDDHANT MARKET,D - WING,
2ND FLOOR,OPP.BJP OFFICE,PANVEL - 410 206.
EMAIL : skaplanners@gmail.com