

NOTE * ALL DIMENSIONS ARE IN METERS.
* INTERNAL WALL THICKNESS 0.10 MM.
* EXTERNAL WALL THICKNESS 0.15 MM.

SHEET NO -

STAMP OF APPROVAL

As Built Drawings Approved subject to conditions mentioned in certificate vide no. CIDCO/NAINA/Panvel/Usarli Khurd/ 00280/ OC/Full/2021/0130 Dated : 30 Nov 2021

FORM OF CERTIFICATE .

I Jetendra Parmar have been Appointed by the applicant as Licensed engineer. I have examined the boundaries and the area of the plot and i do hereby certify that ,I have personally verified and checked all the statements made by the applicant who is the owner /Developer in possession of the plot in the above form and found them to be correct.



JEETENDRA PARMAR
CARPC/R/2021/APL/00416
(SIGN. OF LICENSED ENGINEER)

CONTENT OF THE SHEET

SERVICES PLAN, U/G WATER TANK PLAN, SECTION & CAPACITY CALCULATION, SEPTIC TANK PLAN, SECTION & CALCULATION, DETAIL OF RAIN WATER HARVESTING SECTION OF S.W. DRAIN LINE / COMPOUND WALL, LEGENDS.

CERTIFICATE OF AREA

CERTIFIED THAT PLOT UNDER REFERENCE WAS SURVEYED BY ME 13/01/2017 AND THE DIMENSIONS OF SIDE ETC. OF PLOT STATED ON PLAN AREA AS MEASURED ON SITE AND THE AREA SO WORKED IS 1666.360 SQ.M.

MAITREE ASSOCIATES

M/s. MAITREE ASSOCIATES.

MR. SUNIL KRUSHNAJI PRANUJE.

Signature of Sunil Krushnaji Pranjuje

PARTNER

MR. MADANMOHAN BALDEV INGAVLE.

Signature of Madanmohan Baldev Ingavle



MR. SUNIL GAJANAN GADGIL.

Signature of Sunil Gajanan Gadgil

MR. BHOUMIK BHARAT SHAH.

Signature of Bhumik Bharat Shah

JEETENDRA PARMAR
CARPC/R/2021/APL/00416
(SIGN. OF ARCHITECT/ENGINEER)

NAME OF POA HOLDERS & SIGN

MAITREE ASSOCIATES

M/s. MAITREE ASSOCIATES.

MR. SUNIL KRUSHNAJI PRANUJE.

Signature of Sunil Krushnaji Pranjuje

PARTNER

MR. MADANMOHAN BALDEV INGAVLE.

Signature of Madanmohan Baldev Ingavle

MR. SUNIL GAJANAN GADGIL.

Signature of Sunil Gajanan Gadgil

MR. BHOUMIK BHARAT SHAH.

Signature of Bhumik Bharat Shah

DESCRIPTION OF PROPOSAL AND PROPERTY

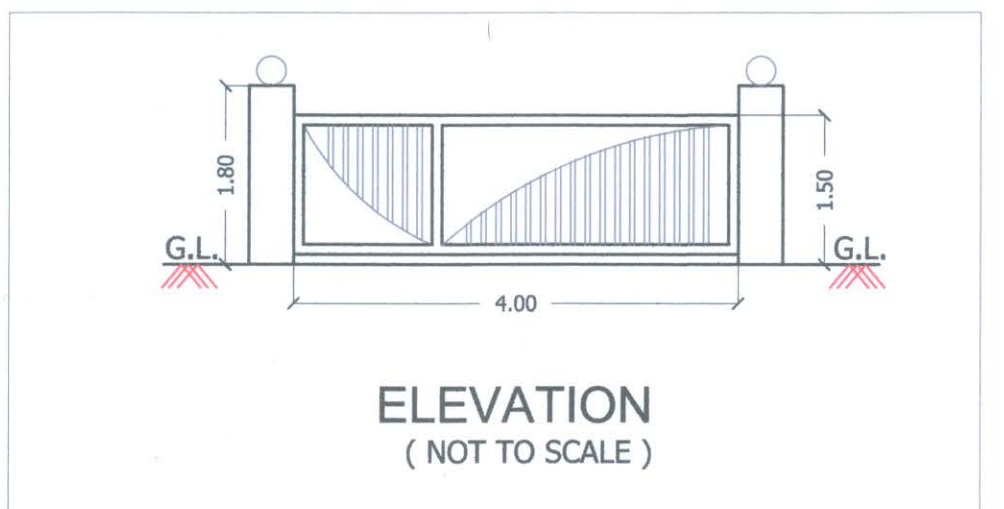
PLAN OF PROPOSED RESIDENTIAL BUILDINGS IN G. NO. 10/4/A/2, AT VILLAGE - USARLI KHURD, TAL.- PANVEL, DIST.- RAIGAD.



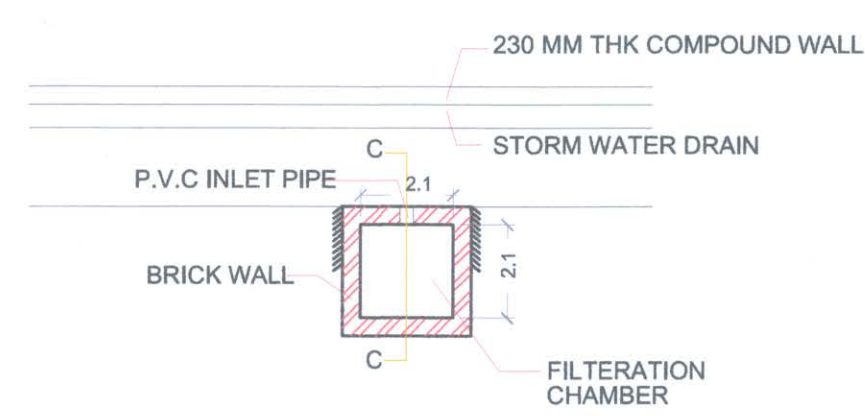
JEETENDRA PARMAR
AND ASSOCIATES
ARCHITECTURE
ENGINEERING
A-101, "KANDPILE RESIDENCY",
NEAR M.S.E.B. & FOREST OFFICE,
TAKKA, PANVEL- 410206
TL. NO. (OFF) 022-32058876.
DRN. BY
MANOJ PANERKAR

JOB. NO.
JPA/R/1/02/2021
FILE NAME
SERVICE PLAN
DRG. NO.
2/3
SCALE
AS SHOWN
DL. NO. (OFF) 022-32058876.

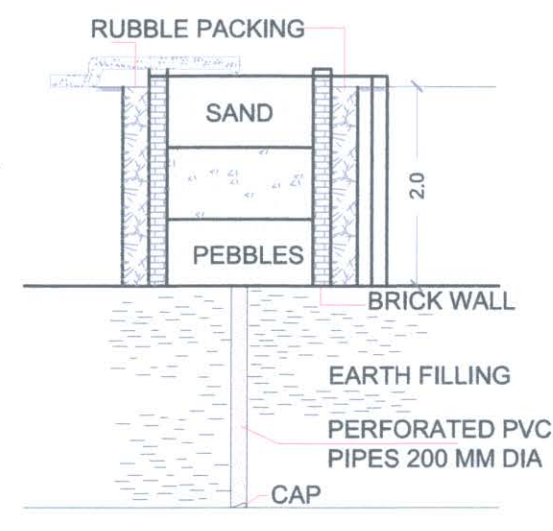
DETAILS OF RAIN WATER HARVESTING



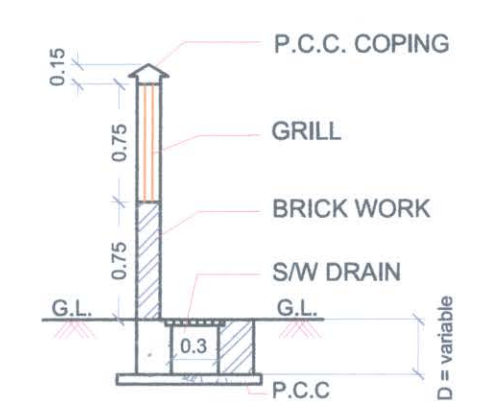
ELEVATION
(NOT TO SCALE)
DETAILS OF ENTRANCE GATE



PLAN
(NOT TO SCALE)



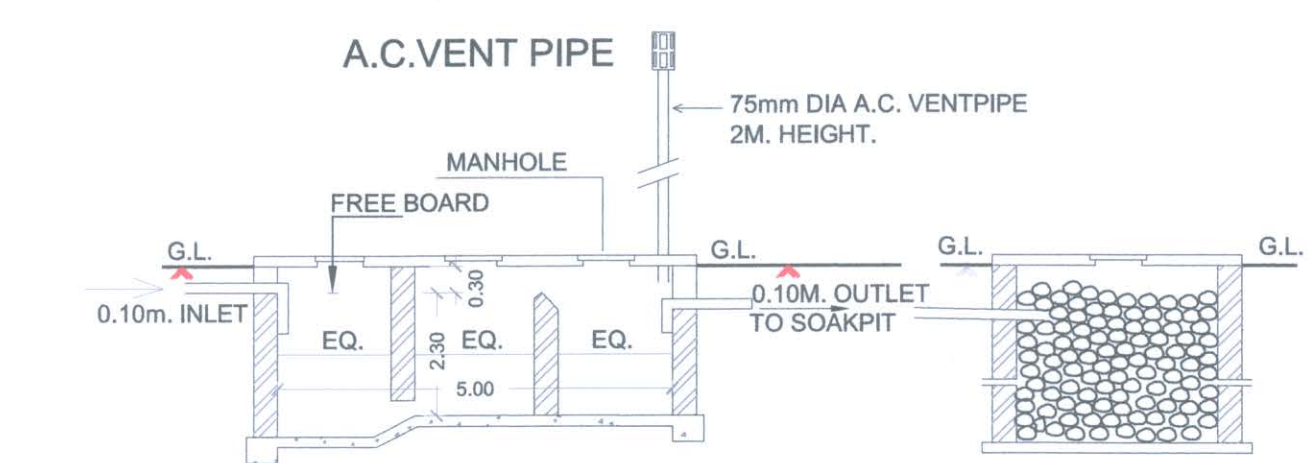
SECTION C-C
(NOT TO SCALE)



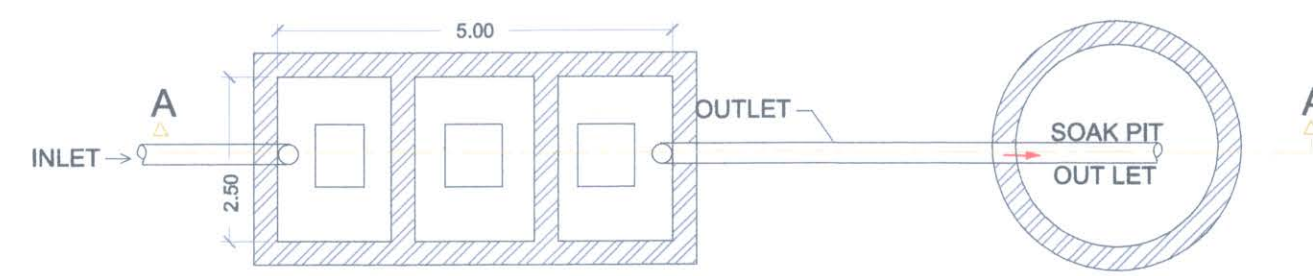
TYPICAL SECTION OF
COMPOUND WALL /
S.W. DRAIN LINE
(NOT TO SCALE)

LEGEND		
SR.	ITEM	SITE PLAN ON WHITE PRINT
1.	PLOT LINE	---
2.	EXISTING STREET	---
3.	FUTURE STREET	---
4.	ROAD WIDENING LINE	---
5.	BUILDING LINE	---
6.	DRAINAGE & SEWERAGE	---
7.	WATER SUPPLY LINE	---
8.	R.W.H LINE	---
9.	S. W. DRAIN LINE	---
10.	TREE	---
11.	RAIN WATER HARVESTING PIT	---
12.	INSPECTION CHAMBER	---
13.	OPEN SPACE	---

DETAILS OF SEPTIC TANK & SOAK PIT



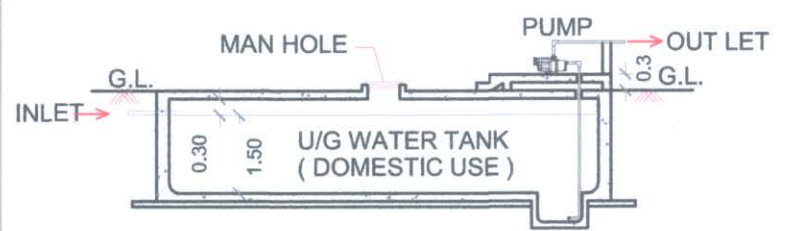
SECTION - A-A
(NOT TO SCALE)



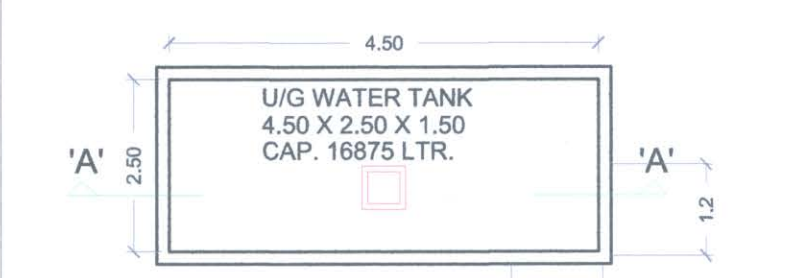
PLAN
SEPTIC TANK & SOAK PIT
SIZE = 5.00 X 2.50 X 2.30 = 28750
(NOT TO SCALE)

SEPTIC TANK REQUIREMENT									
SR. NO.	DESCRIPTION	POPULATION PER UNIT	TOATL POPULATION APPROX	GROSS WATER REQUIREMENT		% FLOW TO SEWER		TOTAL FLOW REQUIRED TO SEPTIC TANK	TOTAL PROPOSED SEPTIC TANK CAPACITY
				FLUSHING	DOMESTIC	A+B	FLUSING		
				LPCD	LPD	LPD	100 %		
1	FLATS	34	5	170	54	9180	135	22950	32130
					54	9180	135	22950	19508
								28688	27844
									28750

DETAILS OF U/ G WATER TANK & PUMP ROOM



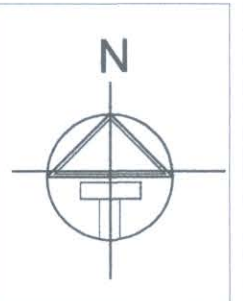
SECTION - 'A' - A'
(NOT TO SCALE)



PLAN
(NOT TO SCALE)

WATER CAPACITY CALCULATION FOR DOMESTIC									
WING NO.	TOTAL FLAT	REQUIRED FOR DOMESTIC USE (135 LTRS.)					TOTAL LITERS (RESIDENTIAL)		
(A)	18	18	X	135	X	5	12150		
(B)	16	16	X	135	X	5	10800		
TOTAL REQUIRED CAPACITY							22950		
REQUIRED U. G. TANK							22275	60	13365
PROPOSED U. G. TANK	4.5	X	2.5	X	1.5	X	1000	16875	
PROPOSED A - WING O. H. TANK	4.4	X	2.5	X	1.3	X	1000	14300	
PROPOSED B - WING O. H. TANK	4.4	X	2.5	X	1.3	X	1000	14300	
PROPOSED TOTAL WATER PROVIDE							16875	+ 14300	+ 14300
									45475

NOTE * ALL DIMENSIONS ARE IN METERS.
* INTERNAL WALL THICKNESS 0.10 MM.
* EXTERNAL WALL THICKNESS 0.15 MM.



SERVICE PLAN
1:200

