



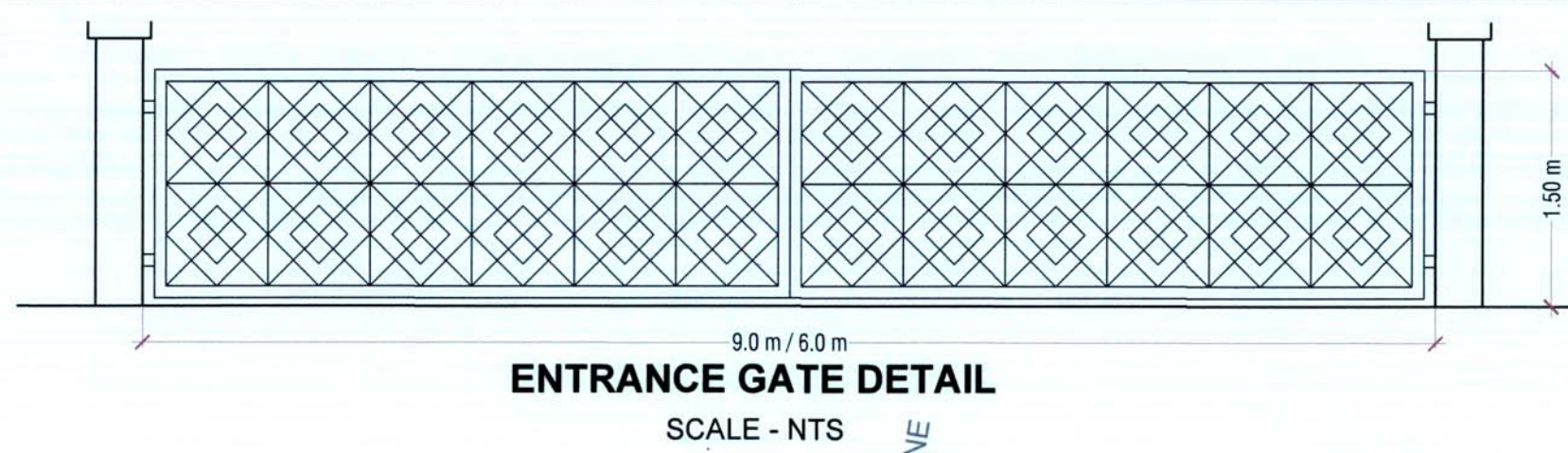
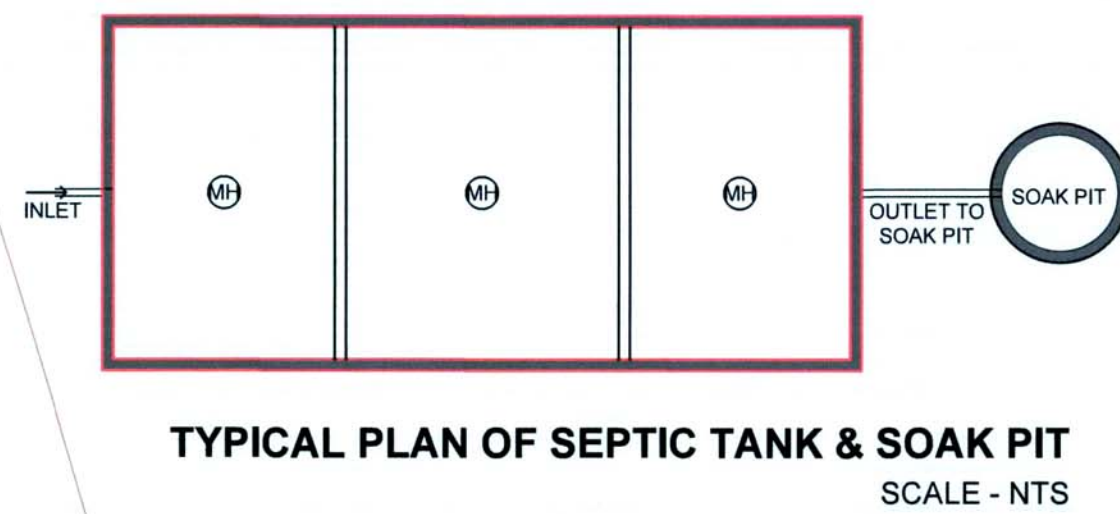
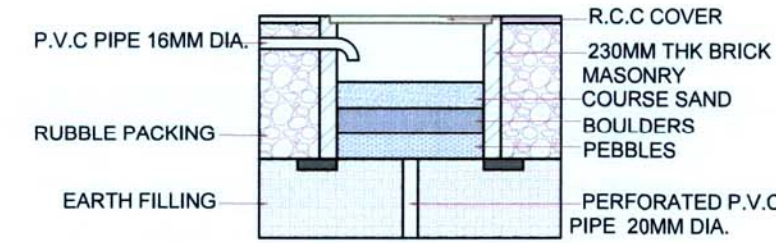
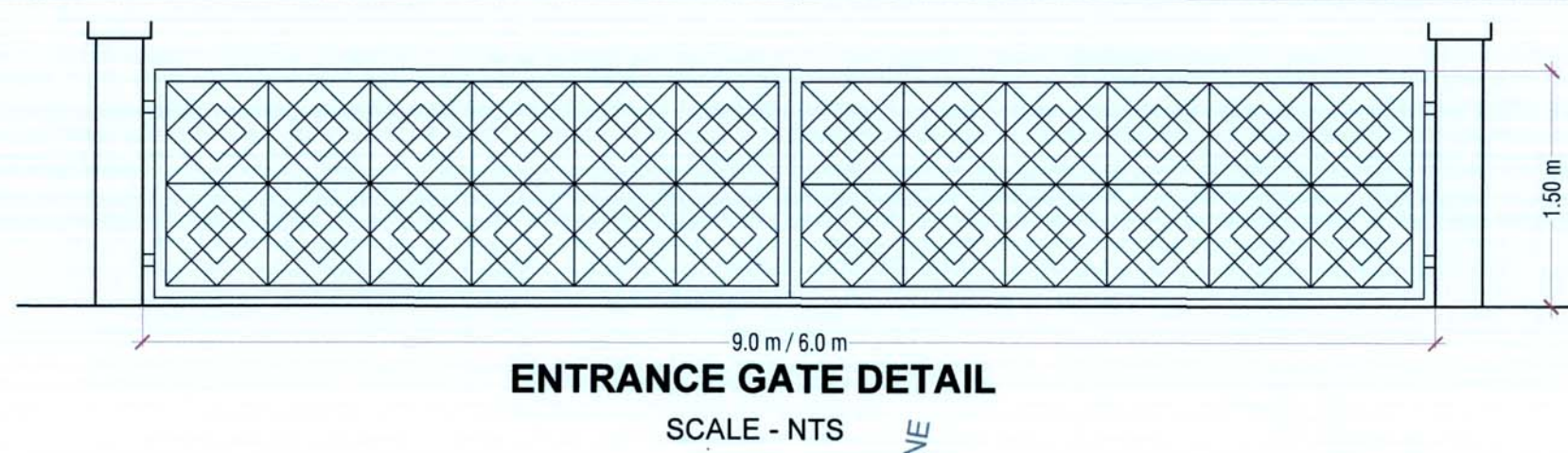
**LOCATION PLAN**  
SCALE - NTS



PROFORMA-1				AREA IN	
*	AREA STATEMENT			AREA IN	
I	AREA OF THE PLOT (AS PER 7/12)			8460.000	
II	AREA OF PLOT AS PER MEASUREMENT PLAN NA TILR (REVISED)			8400.236	
III	AREA OF THE PLOT AS PER PHYSICAL SURVEY			9329.361	
IV	AREA OF THE PLOT (CONSIDERING LEAST OF I,II,III)			8400.236	
V	AREA OF THE PLOT (WITHIN 200M GAO THAN)			6527.955	
VI	AREA OF THE PLOT OUTSIDE 200M GAO THAN (Iv-vi)			1881.281	
7	AREA UNDER DEDUCTION				
	A	AREA UNDER WEDGING EXISTING ROAD		0.000	
	B	AREA UNDER PROPOSED ROAD (MMC CORRIDOR)		327.508	
	C	AREA UNDER PROPOSED, IF ANY		0.000	
	TOTAL A+B+C			327.508	
				8081.328	
3	GROSS AREA OF THE PLOT (I+IV-VI)			0.00	
4	DEDUCTION OF AMENITY SPACES(OF 3)			NA	
5	RG OPEN SPACE REQUIRED (10% OF 3)				
	(a) RG OPEN SPACE REQUIRED			808.1320	
	(b) RG OPEN SPACE PROVIDED			818.101	
6	NET AREA OF THE PLOT (3-4)			8081.328	
7	a) PERMISSIBLE FSI	SALE	EWIS	TOTAL	
		1.00	0.20	1.20	
9	TOTAL BUA ALREADY SANCTION FIRST TO THIRD FLOORS OF BLDG- 1,2,3,4,5,ACC VIDE NO CEC/NAN/PA/ANUM/BLR-274/2018/1818 DATED 26.10.2018		4426.575	1157.085	5583.660
10	PROPOSED BUILT UP AREA FOR GROUND AND 4TH FLOOR OF BLDG- 1,2,3,4,5,6		2469.521	244.603	2714.124
11	TOTAL BUILT UP AREA(EXISTING + PROPOSED)		6896.096	1401.688	8297.784
12	BALANCE BUILT UP AREA (8 - 11)		1185.23	214.58	1399.81
13	FSI CONSUMED(11/8)		0.853	0.173	1.03
14	NO. OF UNITS PROPOSED				
	a)	TOTAL SALE RESIDENTIAL(EXISTING+123- PROPOSED-48)			
	b)	TOTAL EWS (EXISTING-24 + PROPOSED-6)	200	30	230
15	TREES TO BE PLANTED				
	a)	TREES TO BE PLANTED AGAINST PLOT AREA (10/100)	81		81
	b)	TREES TO BE PLANTED AGAINST TREES FILLED	0		0
	c)	TREES TO BE PLANTED AGAINST RG OPEN SPACE AREA	41		41
	d)	TOTAL NO. OF TREES TO BE PLANTED	122		122
16	PROPOSED TREES		130		130
17	BALCONY AREA STATEMENT(FOR DETAILS REFER BALCONY AREA STATEMENT)		**	**	**
18	PARKING AREA STATEMENT(FOR DETAILS REFER PARKING AREA STATEMENT)		**	**	**



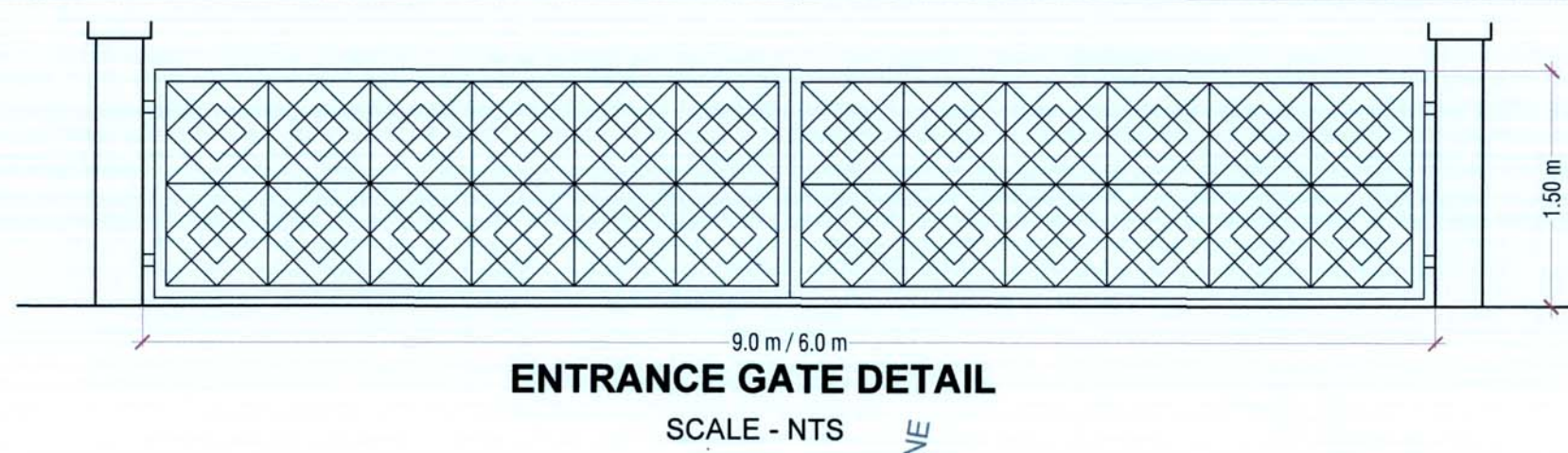
AREA DIAGRAM FOR R.G. CALCULATION					
SCALE 1 : 500					
R.G. AREA CALCULATION BY TRIANGULATION METHOD					
SR NO	TRANGLE	NUMBER OF	1/2 BASE (m)	Height (m)	AREA in Sqm
2	1	1	1/2 14.243	7.125	50.741
2	2	1	1/2 14.243	8.472	60.333
3	3	1	1/2 30.413	7.737	117.663
4	4	1	1/2 35.515	7.947	141.159
5	5	1	1/2 35.515	8.484	155.613
6	5	1	1/2 47.308	10.004	236.635
7	5	1	1/2 20.211	6.033	60.966
TOTAL R.G. AREA					818.101
PLOT AREA CALCULATION BY TRIANGULATION METHOD					
AREA UNDER MMC RESERVATION					
SR NO	TRANGLE	NUMBER OF	1/2 BASE (m)	Height (m)	AREA in Sqm
1	1	1	1/2 12.585	5.960	37.503
2	2	1	1/2 50.687	3.364	85.255
3	3	1	1/2 38.707	10.600	205.147
					327.905
AREA OUTSIDE 200 M FROM GAOTIAN BOUNDARY					
4	4		BO		221.925
5	5	1	1/2 57.451	18.761	538.919
6	6	1	1/2 80.071	19.380	775.888
7	7	1			359.850
					1366.582
AREA WITHIN 200 M FROM GAOTIAN BOUNDARY					
8	8		BO		319.766
9	9	1	1/2 90.788	8.118	368.508
10	10	1	1/2 27.248	7.334	99.918
11	11	1	1/2 65.284	15.602	599.280
12	12	1	1/2 66.401	41.807	1388.013
13	13	1	1/2 50.12	37.318	1121.524
14	14	1	1/2 66.401	5.689	188.878
15	15	1	1/2 71.762	30.393	1090.531
16	16	1	1/2 71.762	29.586	1061.575
17	17	1	BO		48.757
					6104.746
NET PLOT AREA (B+C)					
					8081.328
GROSS AREA OF PLOT (A+B+C)					
					8409.233





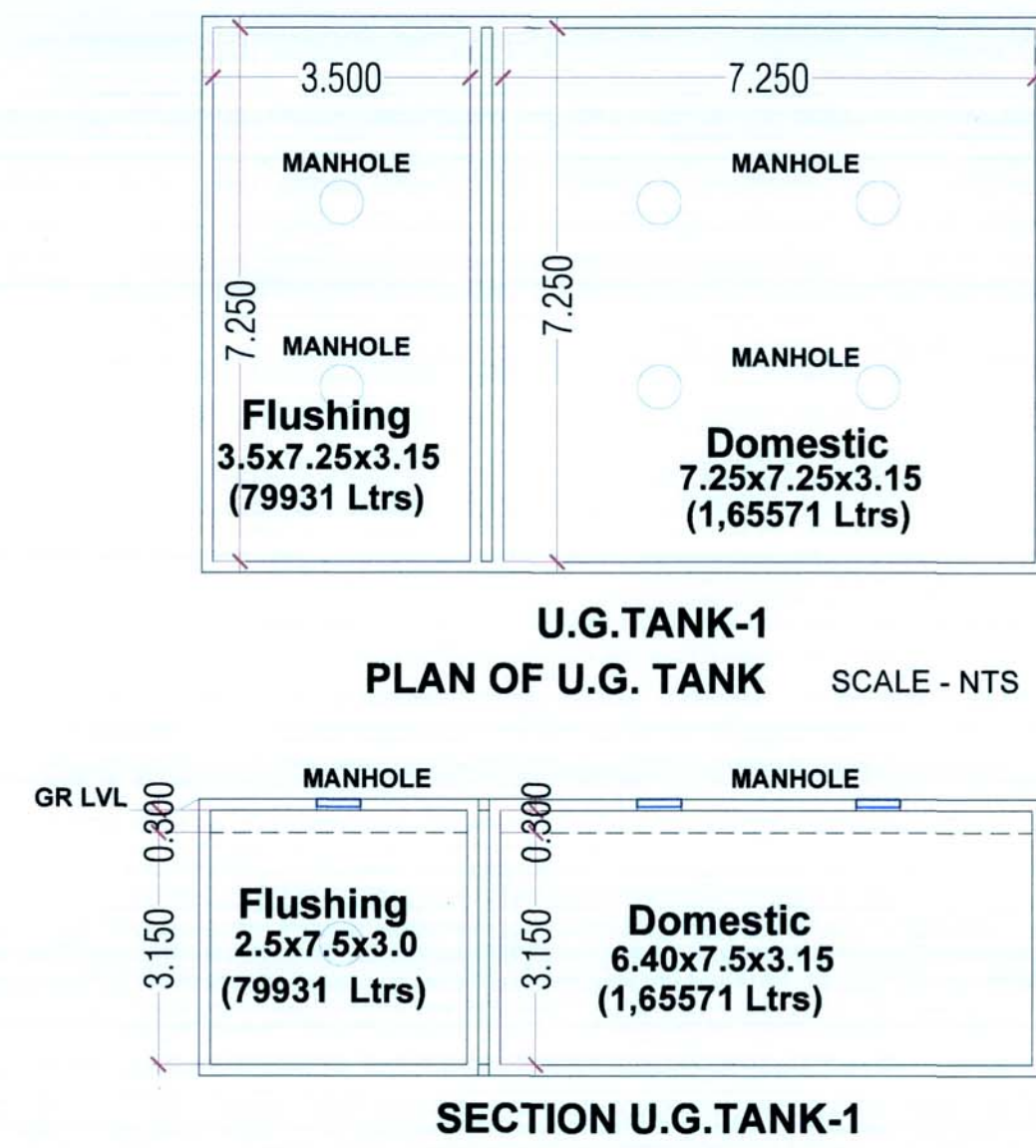
LEGEND-		
NO	ITEM	SITE PLAN ON WHITE PRINT
1	BUILDING LINE	
2	FSI LINE	
3	PLOT LINE	
4	EXISTING STREET	
5	DRAINAGE AND SEWERAGE WORK	
6	WATER SUPPLY WORK	
7	RWH/SWD Line	
8	IC	

<b>SHEET TITLE:</b>	<b>FILE NO:274/AMM</b>
<b>SERVICES PLAN</b>	<b>SHEET NO: 2/8</b>
<b>STAMP OF APPROVAL</b>	
<p>Approved subject to the condition mentioned in this office letter no. CIDCO/ NAINA/Panvel/Umroli/BP-274/ ACC/2021/75 Dated 25/01/2021</p>	



UNDER WATER TANK CALCULATIONS										
BUILDING NOS	TOTAL NO OF UNITS	UNITS WITH ADDITIONAL TOILET	POPULATION (Person /unit)	ADDITIONAL TOILET	POPULATION (Person /unit)	TOTAL (Ltrs)	TANK NOS	TANK TYPE	SIZE DIMENSIONS	CAPACITY (Ltrs)
	(1).	(2).	(3)= (1) X 5 NOS	(4)=(2)X 180 LITRES	(5)=(3)X 189 LITRES	(6)=(4)+(5)	(7).	(8).	(9).	(10).
1	44	0	220	0	41580	41580	1	DOMESTIC FLUSHING	7.25X7.25X3.15	165571.875
2	28	4	140	720	26460	27180			7.25X3.50X3.15	79931.25
3	45	0	225	0	42525	42525				
4	28	0	140	0	26460	26460				
5	49	1	245	180	46305	46845				
6	36	36	180	6480	34020	40500				
TOTAL	230	40	830	7380	217350	224730	TOTAL			245503.125

OH WATER TANK CALCULATIONS										
BUILDING NOS	TOTAL NO OF UNITS	NO OF PERSONS	TOTAL NO OF PERSONS	WATER REQUIREMENTS	TANK SIZE (M)		CAPACITY (Litrs)		NO OF TANKS PROVIDED	TOTAL WATER TANK PROPOSED (LTRS)
					DOMESTIC	FLUSHING	DOMESTIC	FLUSHING		
	(1).	(2).	(3).	(4)=(3) X 189 LITRES X 75%	(5).	(6).	(7)=(5)X1000	(8)=(6)X100	(9).	(10)=(7+8) X (9)
1	44	5	220	31185	(2.4X2.5X1.5)	(1.2X2.5X1.5)	9000	4500	3	40500
2	28	5	140	19845	(2.4X2.5X1.5)	(1.2X2.5X1.5)	9000	4500	2	27000
3	45	5	225	31893.75	(2.4X2.5X1.5)	(1.2X2.5X1.5)	9000	4500	3	40500
4	28	5	140	19845	(2.4X2.5X1.5)	(1.2X2.5X1.5)	9000	4500	2	27000
5	49	5	245	34728.75	(2.4X2.5X1.5)	(1.2X2.5X1.5)	9000	4500	3	40500
6	36	5	180	25515	(2.4X2.5X1.5)	(1.2X2.5X1.5)	9000	4500	2	27000
TOTAL	230	30	1150	117652.5			54000	27000	15	202500



TOTAL SEPTIC TANK REQUIREMENTS																
BLDG NOS	TOTAL NO OF TENEMENTS	POPULATION	COLD WATER REQUIREMENT			GROSS WATER REQUIREMENT	% FLOW TO SEWER		TOTAL FLOW	ADDITIONAL TOILETS	ADDITIONAL CAPACITY FOR EXTRA TOILETS 180 Litres/toilet	TOTAL FLOW TO SEPTIC TANK	TOTAL PROVIDED SEPTIC TANK CAPACITY			
			FLUSHING	DOMESTIC	(A+B)	FLUSHING (100%)	DOMESTIC (85%)	SEPTIC TANK NO					CAPACITY	TANK SIZE		
A	B	(9) = (5)	(10)=(0.85 X 7))	(11) = ((9)+(10))	(12).	(13)=((12) X180)	(14)=((11)+(13) )									
(1).	(2).	(3).	(4)-LPD	(5)=(3 X 4)LPD	(6)-LPCD	(7)=(13X6)LPD	(8) = ((5)+(7))LPD	(9) = (5)LPD	(10)=(0.85 X 7))LPD	(11) = ((9)+(10))LPD	(12).	(13)=((12) X180)LPD	(14)=((11)+(13) )LPD	SEPTIC TANK 1	167475	10.15x5.5x3.00
1 TO 6	230	1150	54	62100	135	155250	217350	62100	131962.5	194062.5	41	7380	201442.5	SEPTIC TANK 2	43650	4.85x3.00x3.00
															211125	

CONTENT OF SHEET	
1.	SERVICES PLAN
2.	UG TANK PLAN,SECTION , UG/OHT CAPACITY CALCULATIONS
3.	SEPTIC TANK PLAN,SECTION ,CAPACITY CALCULATIONS
4.	RAIN WATER HARVESTING PIT PLAN,SECTION
5.	ENTRANCE GATE ELEVATION,COMPOUND WALL SECTION

**CERTIFICATE OF AREA:**

Certified that the plot under reference was surveyed by me on 16/08/2017 and the dimensions of sides etc of plot stated on plan area as measured on site and the area so worked out is 9329.361 tallies with the area stated in the document of ownership / t.p. scheme records / land records dept / city survey records.

NAME &amp; SIGN. OF ARCHITECT: \_\_\_\_\_

**CONTENT OF SHEET:**

Services Plan, Under Ground Water Tank Details, Water Capacity Calculations (Required & Provided), Septic Tank Details, Statement of Septic Tank Capacity (Required & Provided), Rain Water Harvesting Pit Details.

**FORM OF CERTIFICATE**

I, Ar. Sandeep Shinde, have been appointed by the applicant as his Architect. I have examined the boundaries and area of the plot & I do hereby certify that I have personally verified & checked all the statements made by the applicant who is the owner/Lessee in possession of the plot as in the above form & found them to be correct.

SIGNATURE OF OWNER

DESCRIPTION OF PROPOSAL AND PROPERTY:
Ammended Residential Bldg Development on Gut.No's 98/6 & 98/7, at village - Umroli, Taluka - Panvel, Dist - Raigad

**OWNER'S NAME AND SIGN:**

SHRI ARVIND VISHWAKARMA

ARCHITECT'S NAME AND SIGN:



Ar. Sandeep Shinde  
 Reg. No: CA/2010/50797

DATE	DRAWN BY	CHECKED BY	SCALE	NORTH
27/12/2020	D.A.	S.S.	1:100	

 Shop No- B/9, Pavanscott Co-Operative Housing Society,  
 Plot No- 55, Sector - 21, Near Apeejay School, Kharghar.  
 Newi Mumbai - 410210  
 Contact - +91 98336 86047, +91 98672 78919  
 email - augurdsgns@gmail.com

**architects & interior designers**





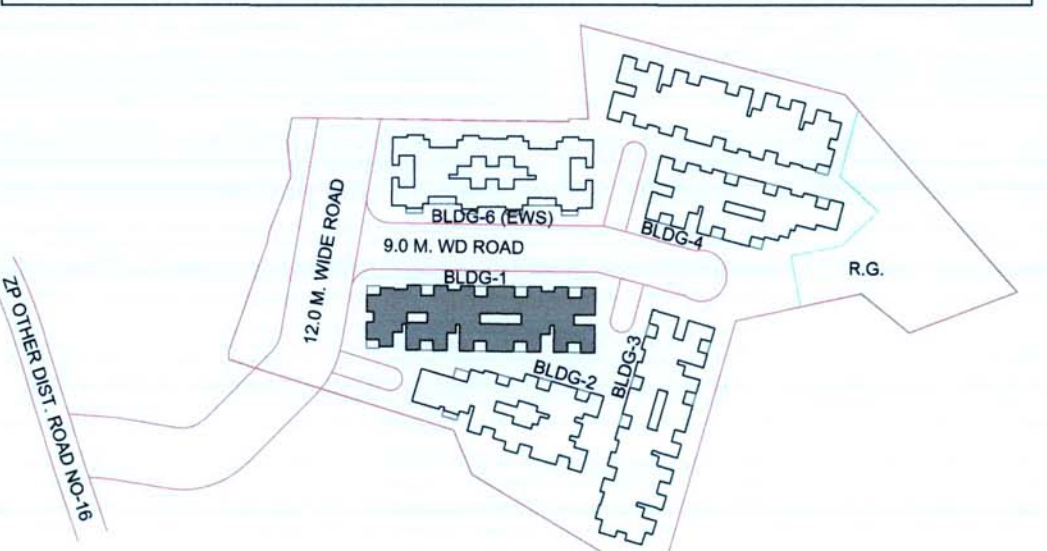
SHEET TITLE:BUILDING NO. - 1

FILE NO:274/AMM

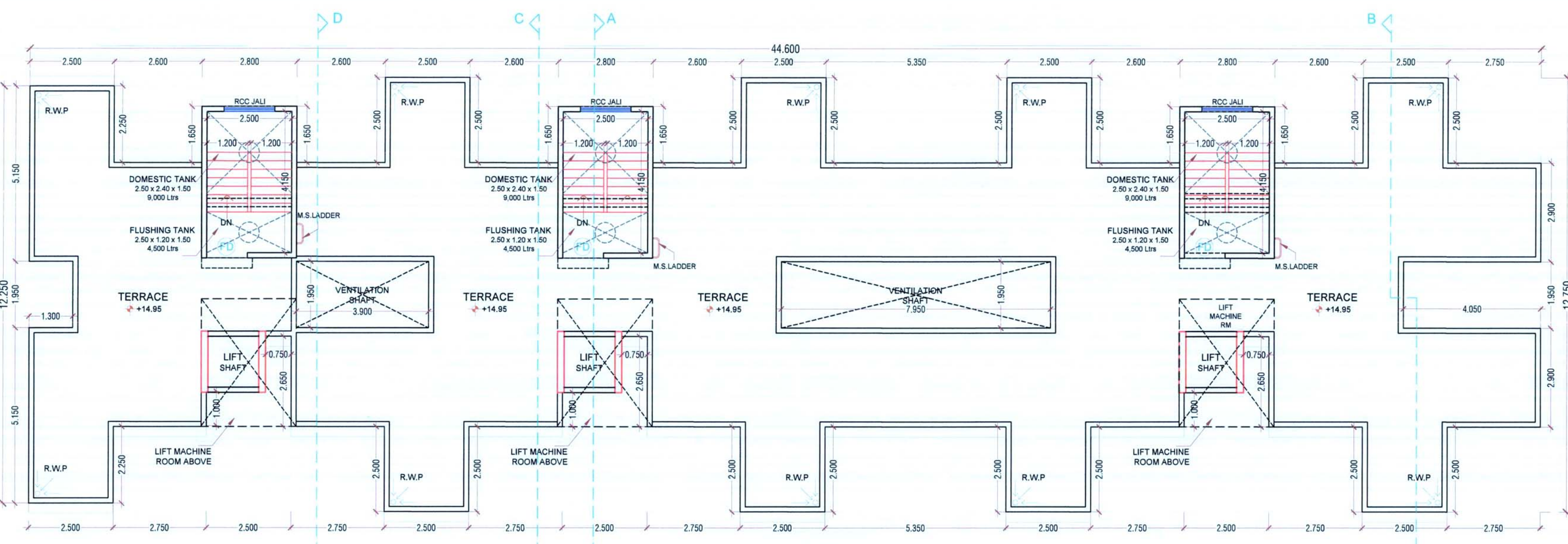
SHEET NO: 3/8

STAMP OF APPROVAL

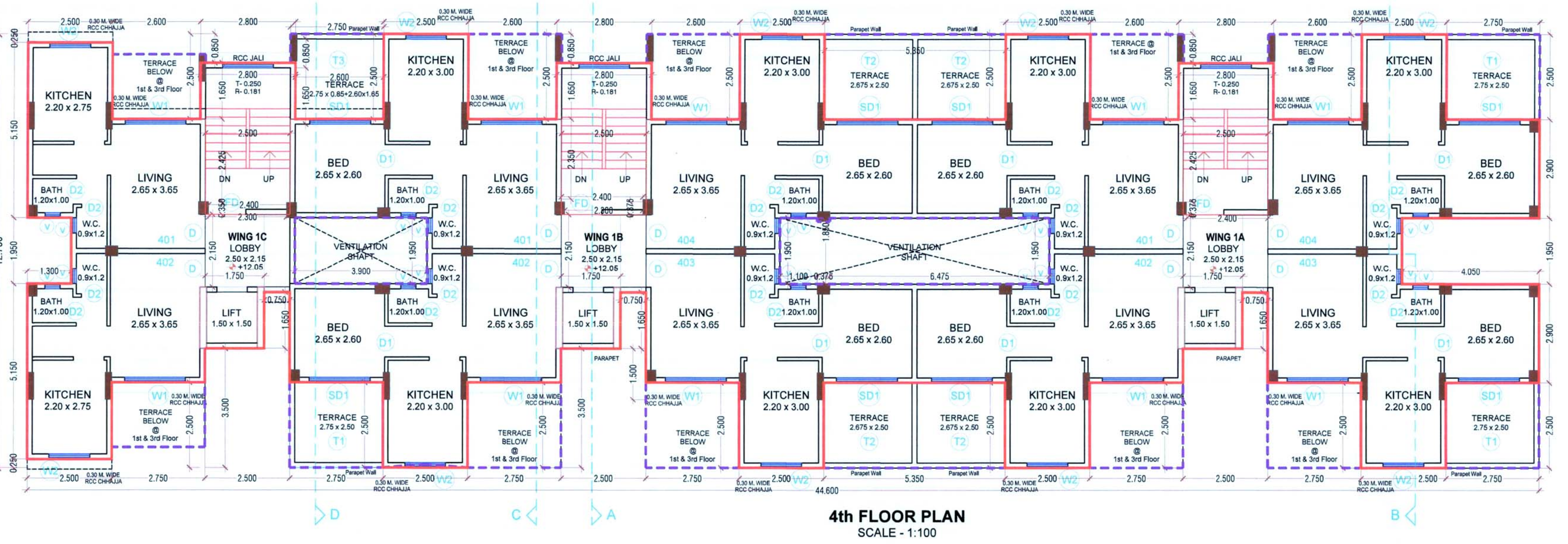
Approved subject to the condition mentioned in this office letter no. CIDCO/ NAINA/Parvel/Umrli/BP-274/ ACC/2021/75 Dated 25/01/2021



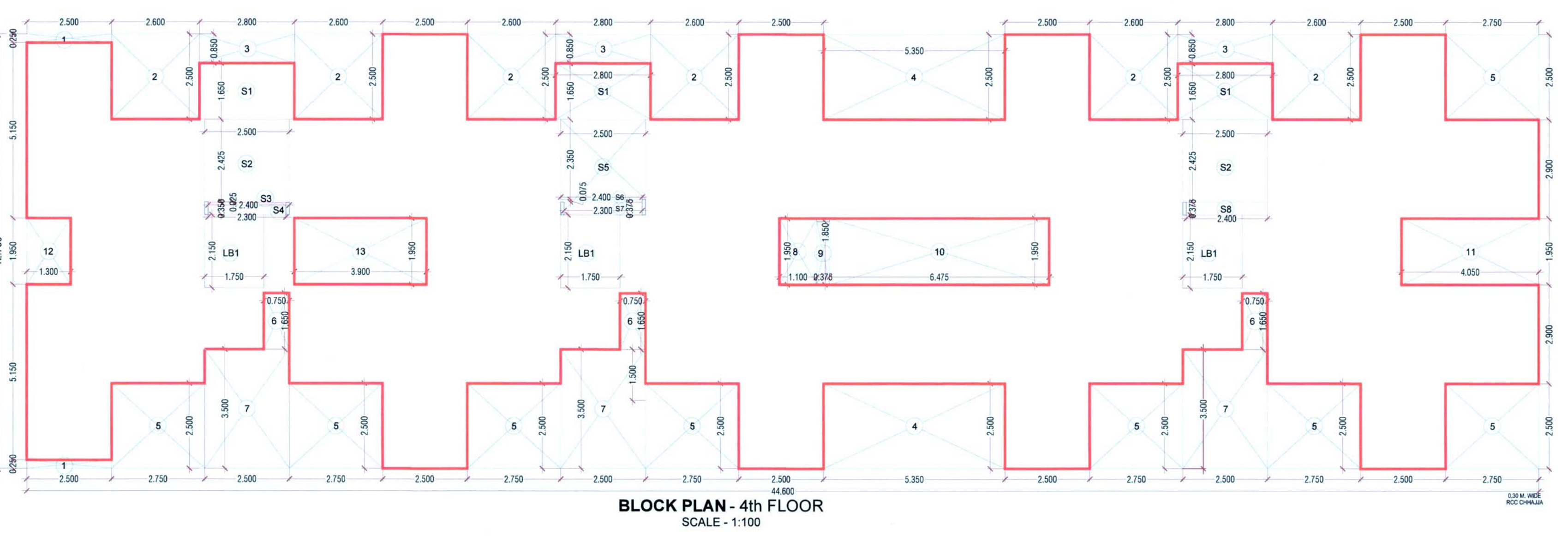
KEY PLAN  
SCALE - NTS



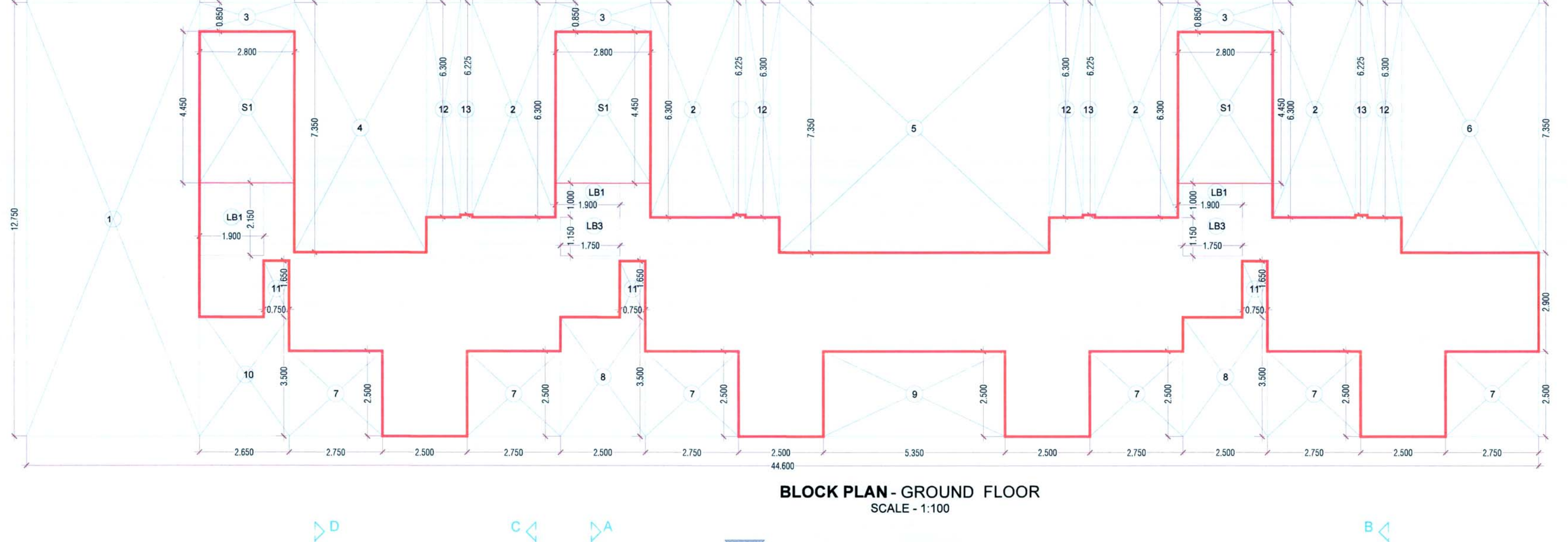
TERRACE FLOOR PLAN  
SCALE - 1:100



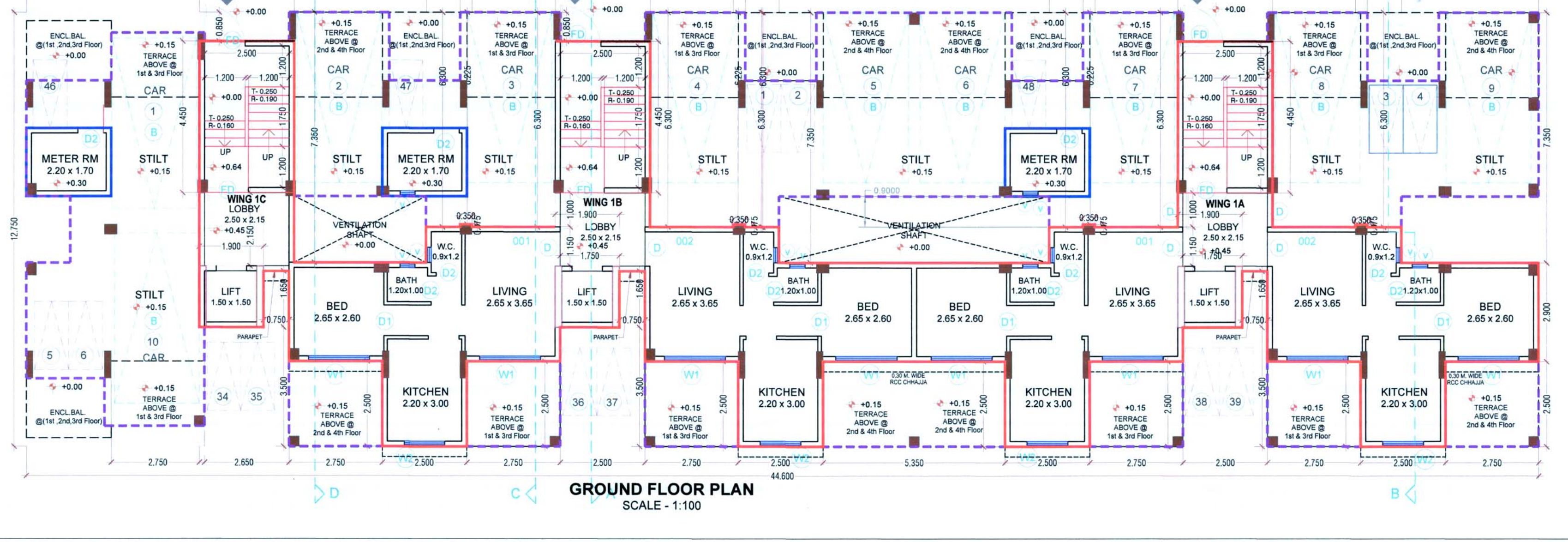
4th FLOOR PLAN  
SCALE - 1:100



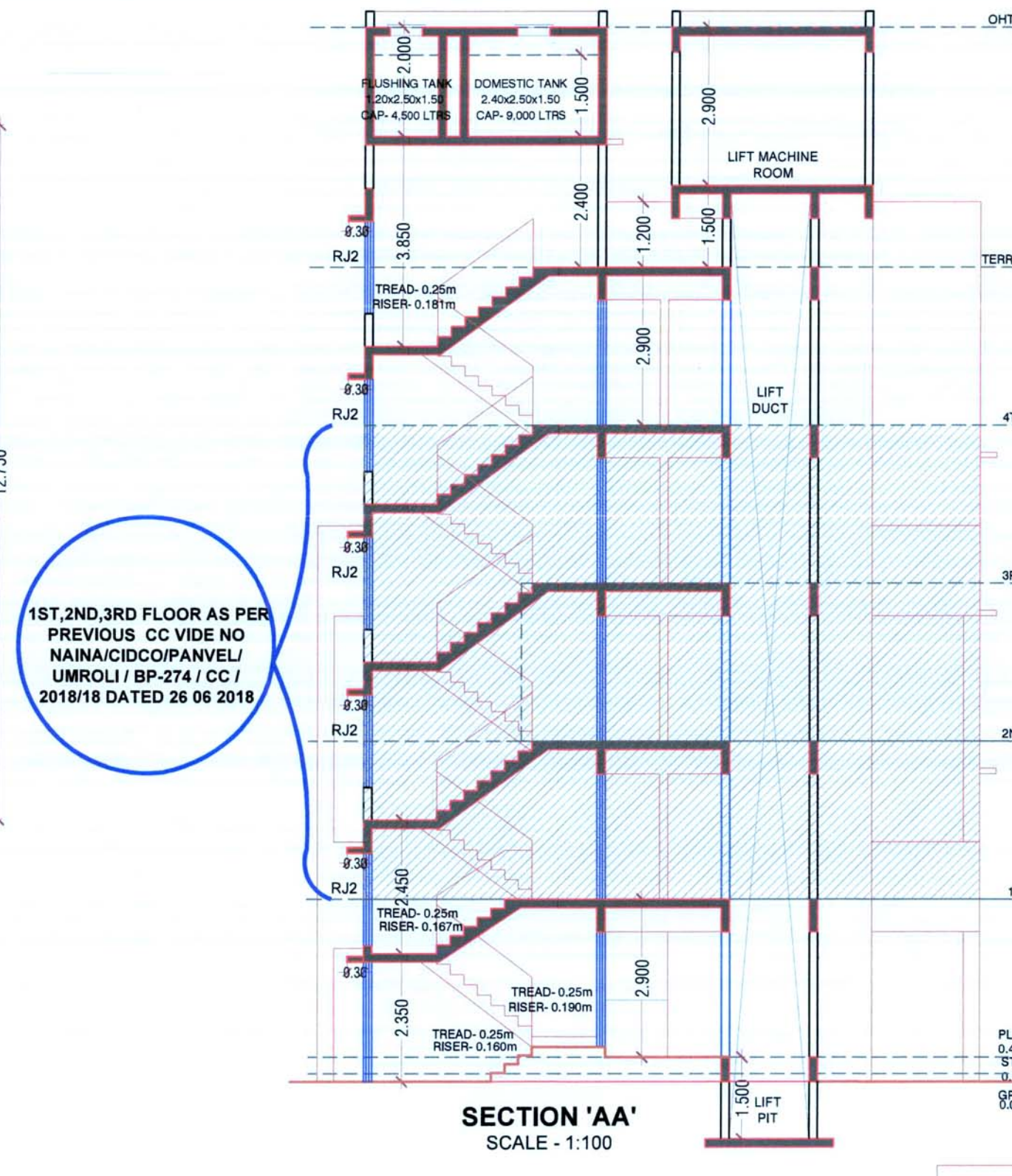
BLOCK PLAN - 4th FLOOR  
SCALE - 1:100



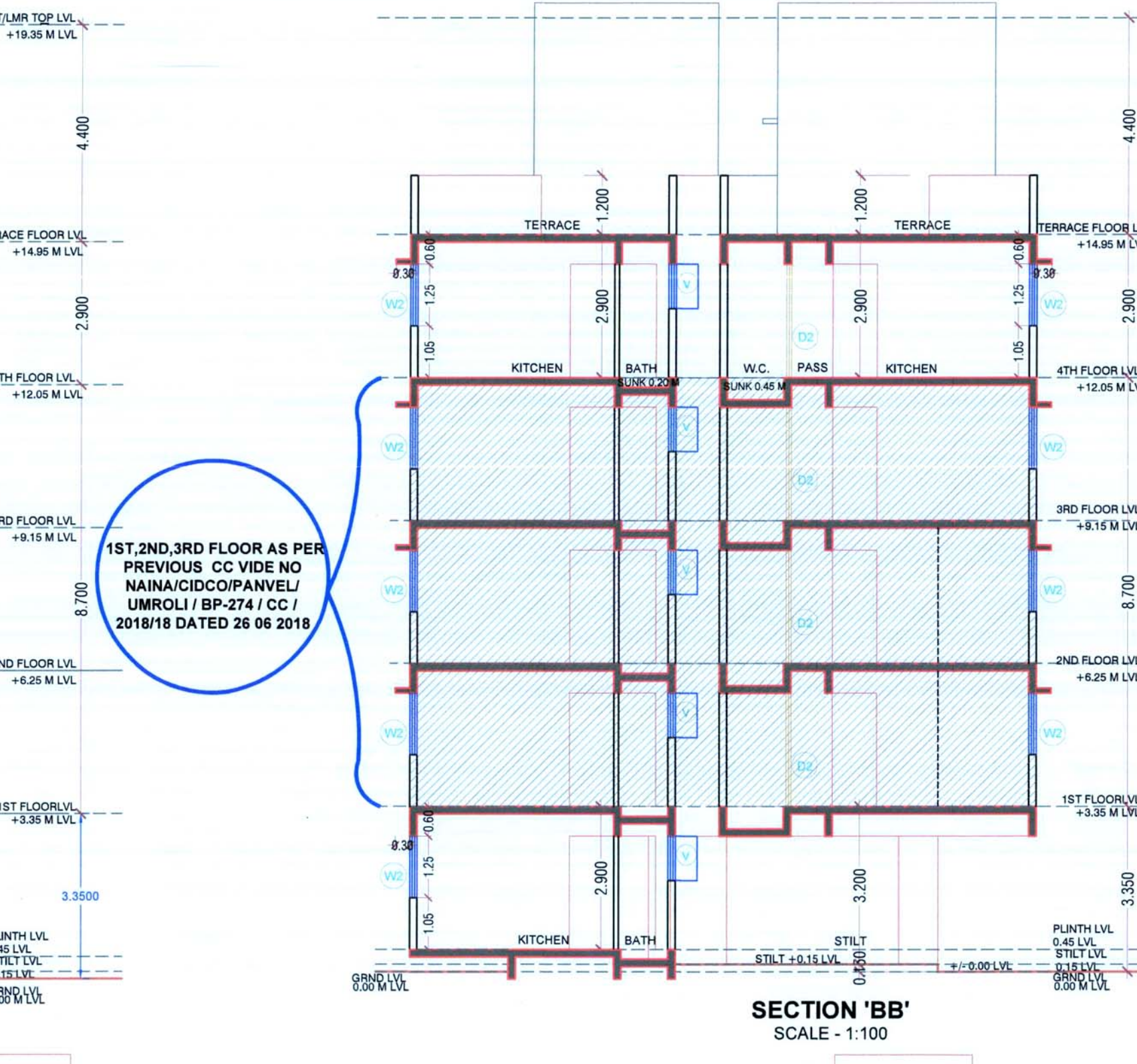
BLOCK PLAN - GROUND FLOOR  
SCALE - 1:100



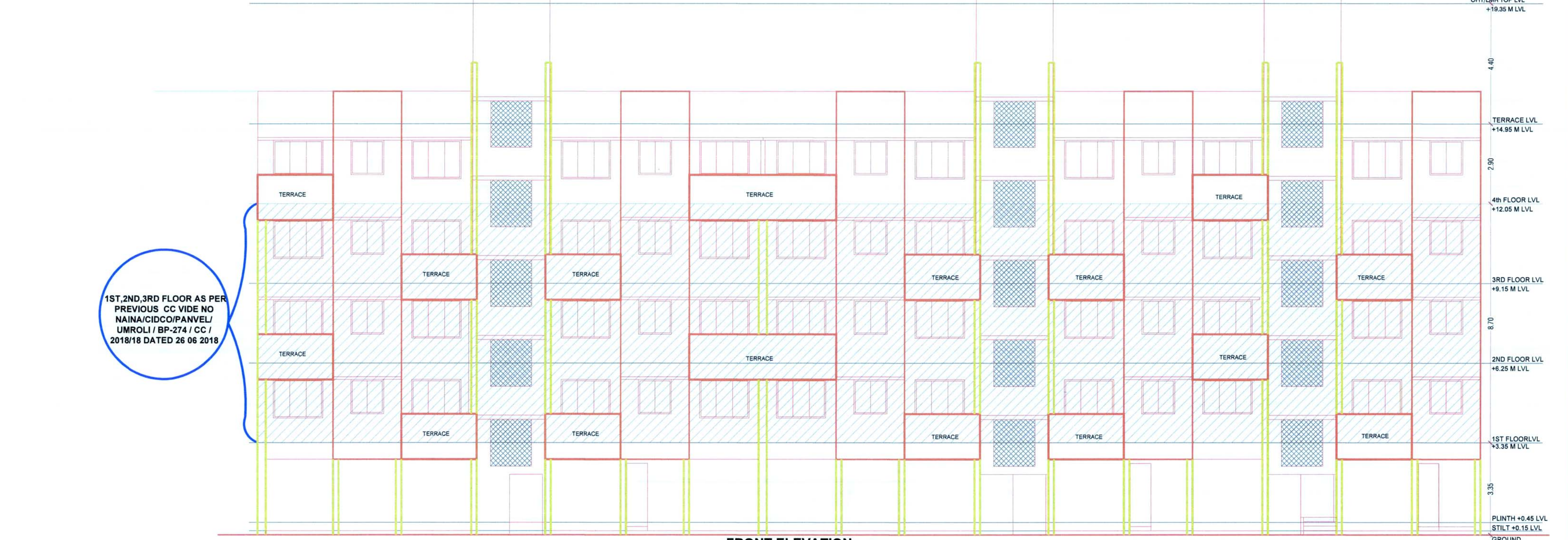
ELEVATIONAL VIEW SIDE  
SCALE - 1:100



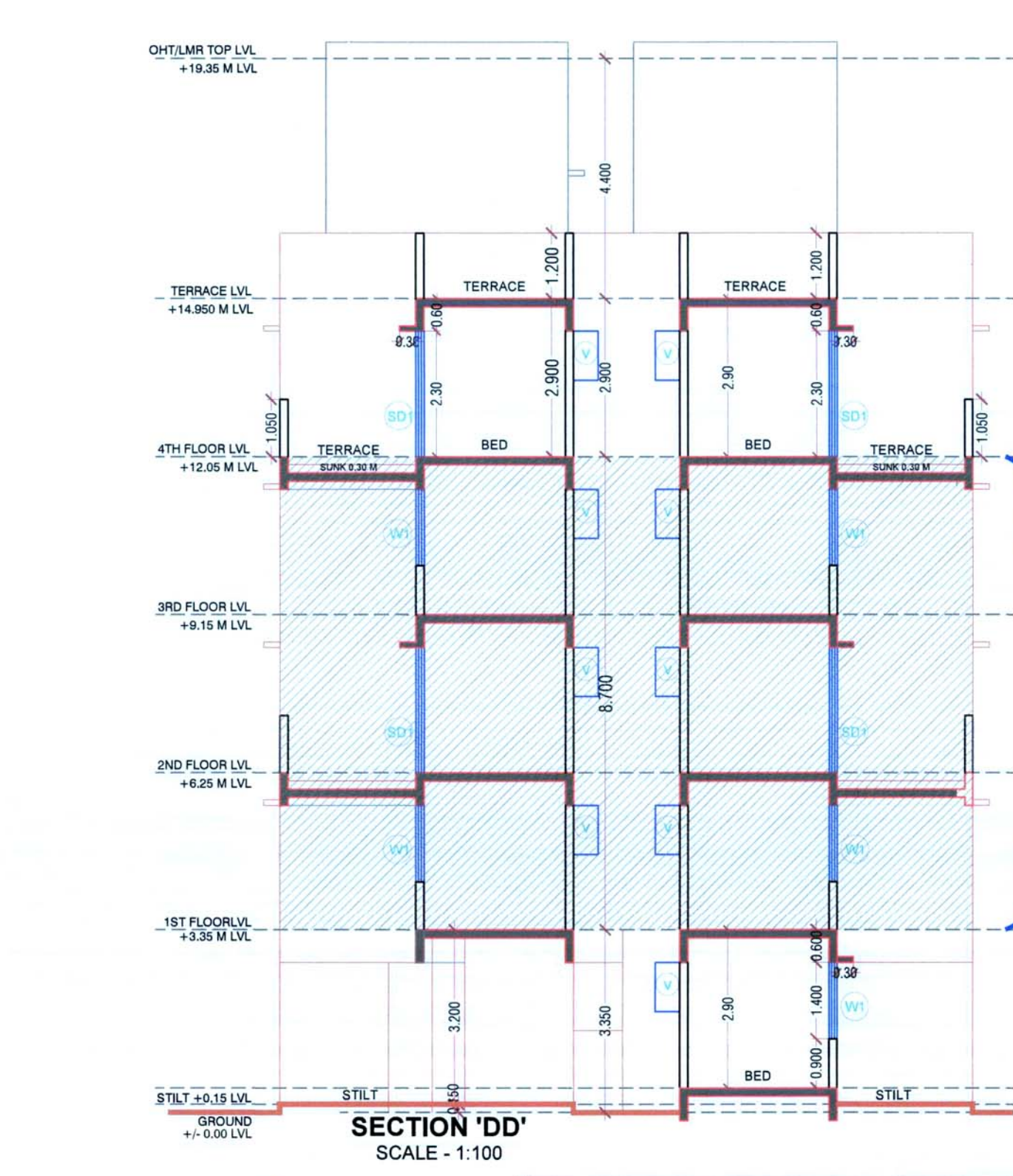
SECTION 'AA'  
SCALE - 1:100



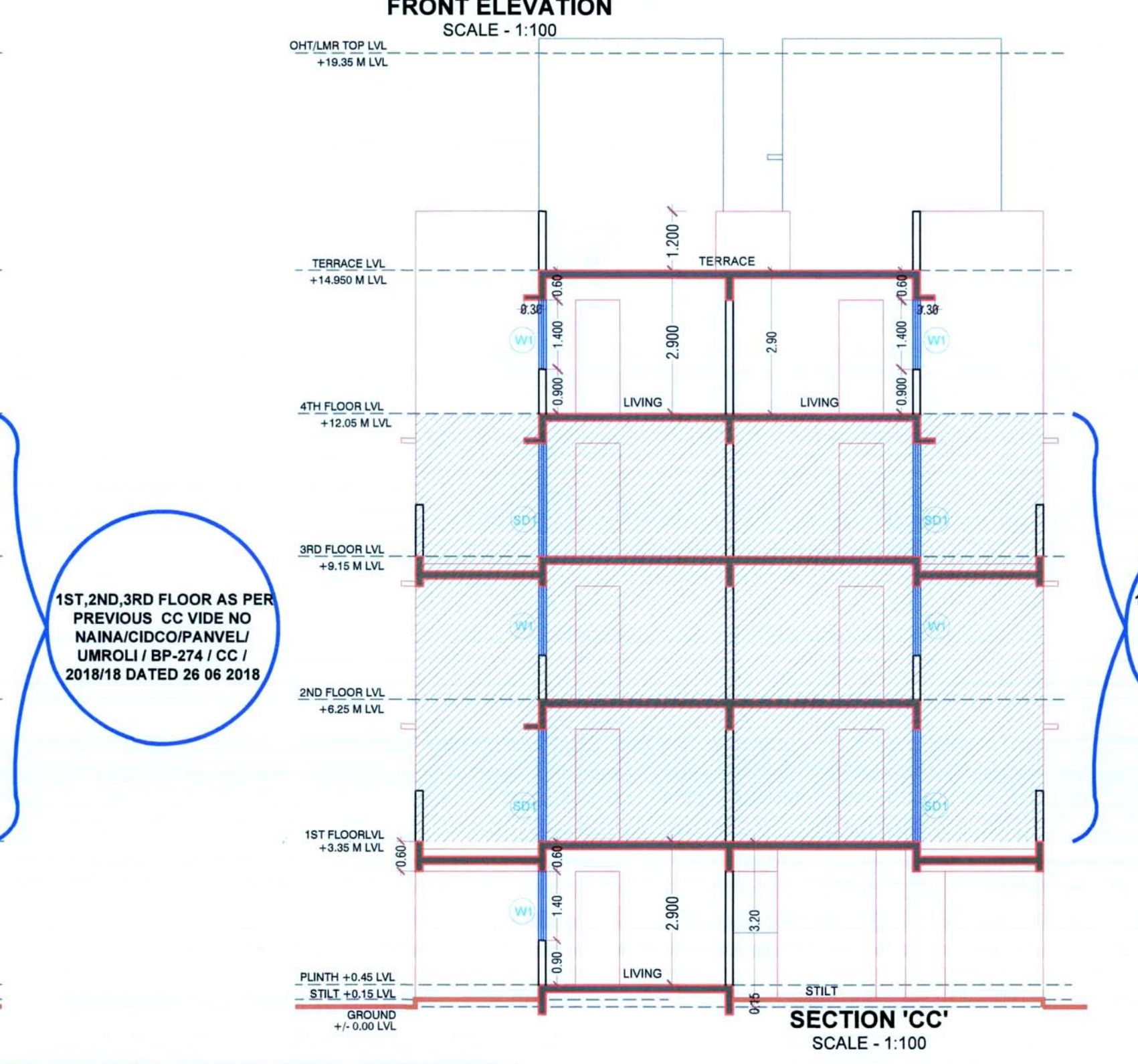
SECTION 'BB'  
SCALE - 1:100



FRONT ELEVATION  
SCALE - 1:100



SECTION 'DD'  
SCALE - 1:100



SECTION 'CC'  
SCALE - 1:100

LIGHT & VENTILATION STATEMENT OF BUILDING NO 1					
ROOM	ROOM H&L	CARPET AREA (sqm)	1/6TH H&L (sqm)	AREA PROVIDED (sqm)	AREA PROVIDED (sqm)
LIVING	2.65 x 3.65	9.775	1.612	1.500	2.325
KITCHEN	2.20 x 2.75	6.050	1.008	1.500	1.500
BED	2.65 x 2.60	6.890	1.148	2.520	4.140
BATH	1.20 x 1.00	1.200	0.200	0.400	0.400
W.C.	0.90 x 1.20	1.080	0.180	0.400	0.400

SCHEDULE OF DOORS AND WINDOWS BUILDING NO 1					
TYPE	SIZE (m)	AREA (sqm)	SHILL (sqm)	DESCRIPTION	
D1	1.80 x 2.30	4.140	0.000	TEAKWOOD PANELLED DOOR	
D2	0.90 x 2.30	2.070	0.000	LAMINATED FLUSH DOOR	
D3	0.75 x 2.30	1.725	0.000	LAMINATED FLUSH DOOR	
D4	1.80 x 2.30	4.140	0.000	ALUMINUM SLIDING DOOR	
D5	1.30 x 2.30	2.990	0.000	ALUMINUM SLIDING DOOR	
D6	1.20 x 2.30	2.760	0.000	ALUMINUM SLIDING DOOR	
D7	1.80 x 1.40	2.520	0.000	ALUMINUM SLIDING WINDOW	
D8	1.20 x 1.25	1.500	1.500	ALUMINUM SLIDING WINDOW	
D9	1.50 x 1.40	2.100	0.000	RCC JALI	
D10	1.50 x 1.70	2.550	0.000	RCC JALI	
D11	0.45 x 0.90	0.405	1.400	GLASS COVERS	

BLOCK PLAN - METER ROOM					
TYPE	BLDG NO.	FLOOR	BUILT UP AREA (sqm)	PERMISSIBLE AREA (sqm)	PROPOSED AREA (sqm)
PROPOSED	1	GROUND	149.563	22.434	0.000
BUILDING AREA		FOURTH	479.653	79.606	0.000

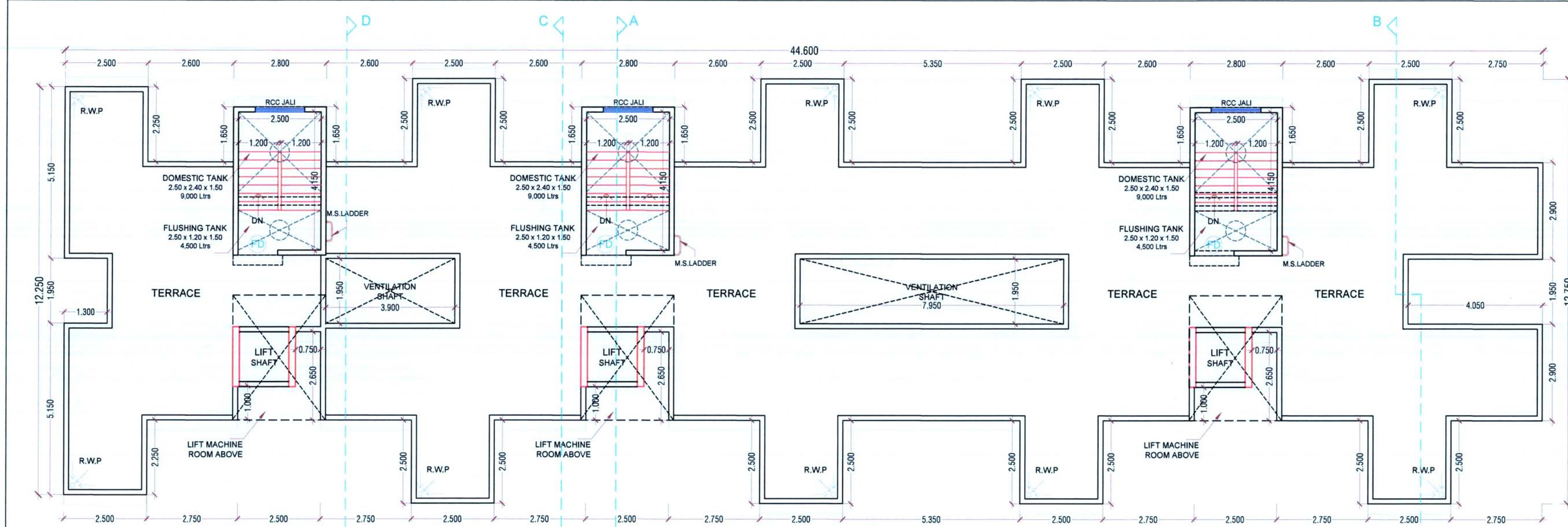
BUILT UP AREA SUMMARY (BLDG-1)					
TYPE	BLDG NO.	FLOOR	BUILT UP AREA (sqm)	PERMISSIBLE AREA (sqm)	PROPOSED AREA (sqm)
PROPOSED	1	GROUND	149.563	22.434	0.000
BUILDING AREA		FOURTH	479.653	79.606	0.000

TERRACE AREA STATEMENT OF BUILDING NO 1					
FOURTH FLOOR	M	AREA IN M2			
TERRACE TYPE	NO OF TERRACE	LENGTH	BREADTH		
T1	2	2.75	2.5	54.2334	
T2	4	2.675	2.5	26.750	
T3	1	2.75	0.85	2.338	
T4	1	2.600	1.65	4.290	
T5				6.628	
TOTAL				54.003	
TOTAL PROPOSED TERRACE AREA				54.003	
PERMISSIBLE TERRACE AREA (20% NET BUILT UP AREA)				66.008	

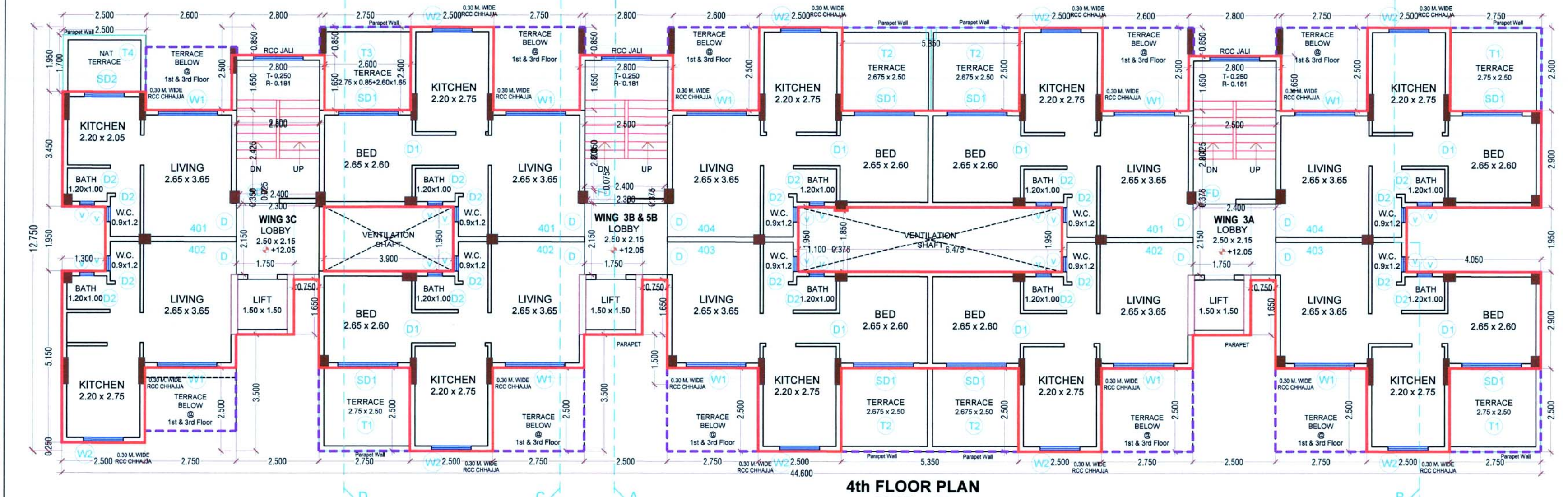
GROUND FLOOR BUILT UP AREA CALCULATIONS (BLDG-1)					
BLOCK NUMBER	LENGTH (METER)	BREADTH (METER)	AREA IN SQMT.		
1	2	2.500	2.000	54.2334	
2	2	2.500	2.000	54.2334	
3	2	2.500	2.000	54.2334	
4	2	2.500	2.000	54.2334	
5	2	2.500	2.000	54.2334	
6	2	2.500	2.000	54.2334	
7	2	2.500	2.000	54.2334	
8	2	2.500	2.000	54.2334	
9	2	2.500	2.000	54.2334	
10	2	2.500	2.000	54.2334	
11	2	2.500	2.000	54.2334	
12	2	2.500	2.000	54.2334	
13	2	2.500	2.000	54.2334	
14	2	2.500	2.000	54.2334	
15	2	2.500	2.000	54.2334	
16	2	2.500	2.000	54.2334	
17	2	2.500	2.000	54.2334	
18	2	2.500	2.000	54.2334	
19	2	2.500	2.000	54.2334	
20	2	2.500	2.000	54.2334	
21	2	2.500	2.000	54.2334	
22	2	2.500	2.000	54.2334	
23	2	2.500	2.000	54.2334	
24	2	2.500	2.000	54.2334	
25	2	2.500	2.000	54.2334	
26	2	2.500	2.000	54.2334	
27	2	2.500	2.000	54.2334	
28	2	2.500	2.000	54.2334	
29	2	2.500	2.000	54.2334	
30	2	2.500	2.000	54.2334	
31	2	2.500	2.000	54.2334	
32	2	2.500	2.000	54.2334	
33	2	2.500	2.000	54.2334	
34	2	2.500	2.000	54.2334	
35	2	2.500	2.000	54.2334	
36	2	2.500	2.000	54.2334	
37	2	2.500	2.000	54.2334	
38	2	2.500	2.000	54.2334	
39	2	2.500	2.000	54.2334	
40	2	2.500	2.000	54.2334	
41	2	2.500	2.000	54.2334	
42	2	2.500	2.000	54.2334	
43	2	2.500	2.000	54.2334	
44	2	2.500	2.000	54.2334	
45	2	2.500	2.000	54.2334	
46	2	2.500	2.000	54.2334	
47	2	2.500	2.000	54.2334	
48	2	2.500	2.000	54.2334	
49	2	2.500	2.000	54.2334	
50	2	2.500	2.000	54.2334	
51	2	2.500	2.000	54.2334	
52	2	2.500	2.000	54.2334	
53	2	2.500	2.000	54.2334	
54	2	2.500	2.000	54.2334	
55	2	2.500	2.000	54.2334	
56	2	2.500	2.000	54.2334	
57	2	2.500	2.000	54.2334	
58	2	2.500	2.000	54.2334	
59	2	2.500	2.000	54.2334	
60	2	2.500	2.000	54.2334	
61	2	2.500	2.000	54.2334	
62	2	2.500	2.000	54.2334	
63	2	2.500	2.000	54.2334	
64	2	2.500	2.000	54.2334	
65	2	2.500	2.000	54.2334	
66	2	2.500	2.000	54.2334	
67	2	2.500	2.000	54.2334	
68	2	2.500	2.000	54.2334	
69	2	2.500	2.000	54.2334	
70	2	2.500	2.000	54.2334	
71	2	2.500	2.000	54.2334	
72	2	2.500	2.000	54.2334	
73	2	2.500	2.000	54.2334	
74	2	2.500	2.000	54.2334	
75	2	2.500	2.000	54.2334	
76	2	2.500	2.000	54.2334	
77	2	2.500	2.000	54.2334	
78	2	2.500	2.000	54.2334	
79	2	2.500	2.000	54.2334	
80	2	2.500	2.000	54.2334	
81	2	2.500	2.000	54.2334	
82	2	2.500	2.000	54.2334	
83	2	2.500	2.000	54.2334	
84	2	2.500	2.000	54.2334	
85	2	2.500	2.000	54.2334	
86	2	2.500	2.000	54.2334	
87	2	2.500	2.000	54.2334	
88	2	2.500	2.000	54.2334	
89	2	2.500	2.000	54.2334	
90	2	2.500	2.000	54.2334	
91	2	2.500	2.000	54.2334	
92	2	2.500	2.000	54.2334	
93	2	2.500	2.000	54.2334	
94	2	2.500	2.000	54.2334	
95	2	2.500	2.000	54.2334	
96	2	2.500	2.000	54.2334	
97	2	2.500	2.000	54.2334	
98	2	2.500	2.000	54.2334	
99	2	2.500	2.000	54.2334	
100	2	2.500	2.000	54.2334	

(BLDG-1)		4TH FLOOR BUILT UP AREA CALCULATIONS(BLDG-1)				
	AREA IN SQMT.	BLOCK	NUMBER OF	LENGTH (METER)	BREATH (METER)	AREA IN SQMT.
	5=(2X3X4)	1	2	3	4	5=(2X3X4)
=	15.000		1	44.600	12.750	= 568.650
DEDUCTIONS (I)						
		1	2	2.500	0.250	= 1.250

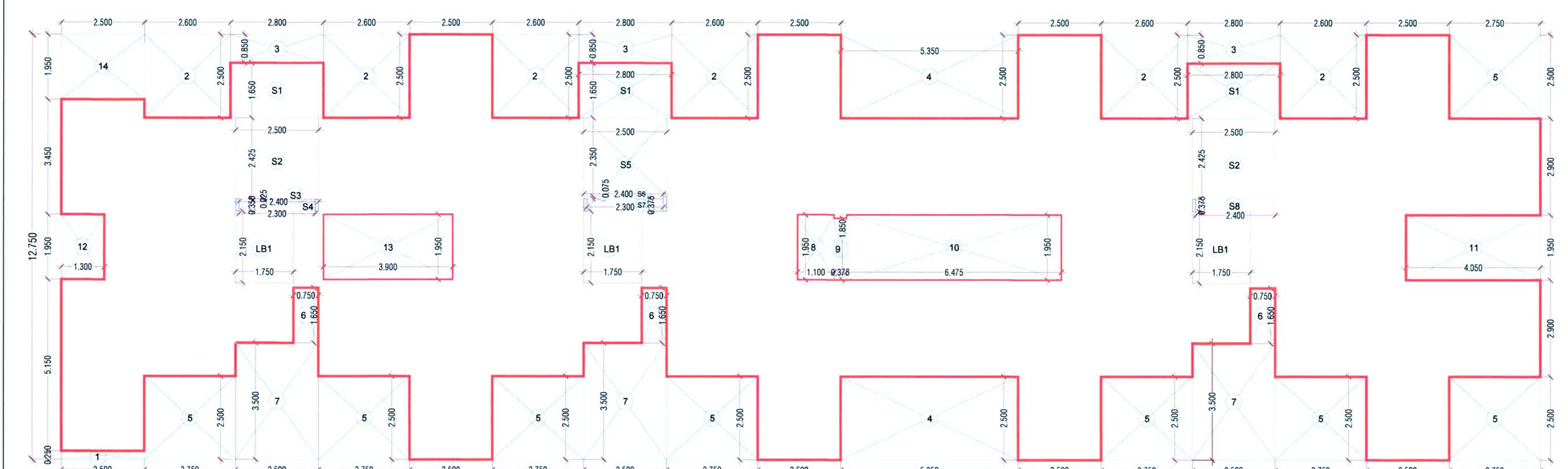




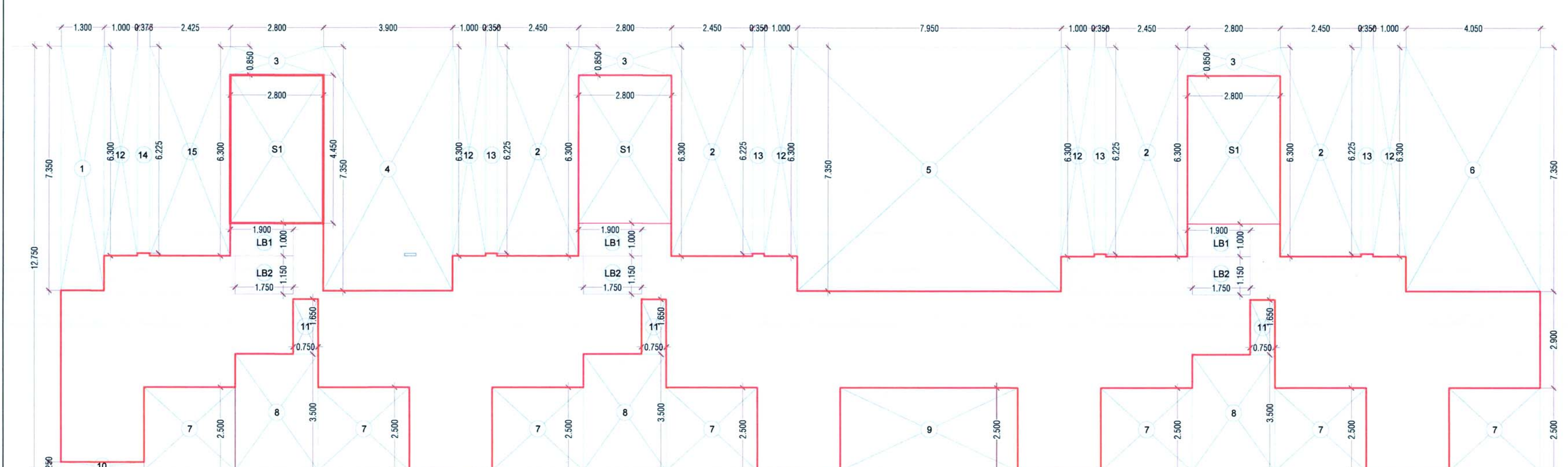
TERRACE FLOOR PLAN  
SCALE - 1:100



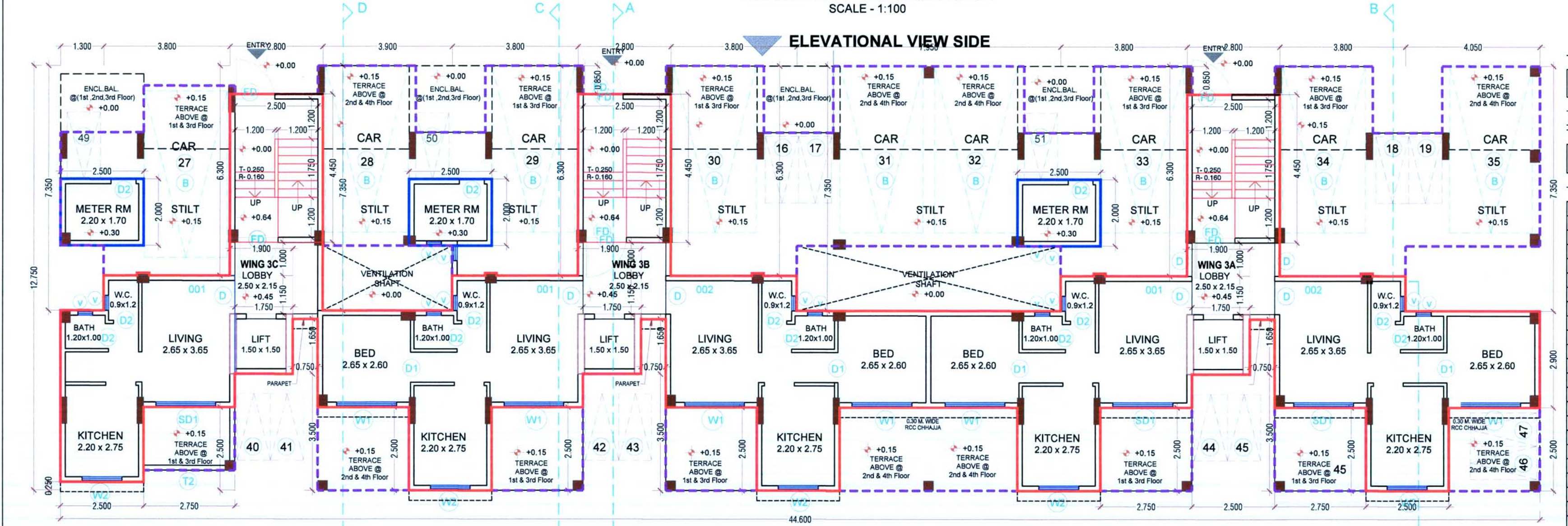
4th FLOOR PLAN  
SCALE - 1:100



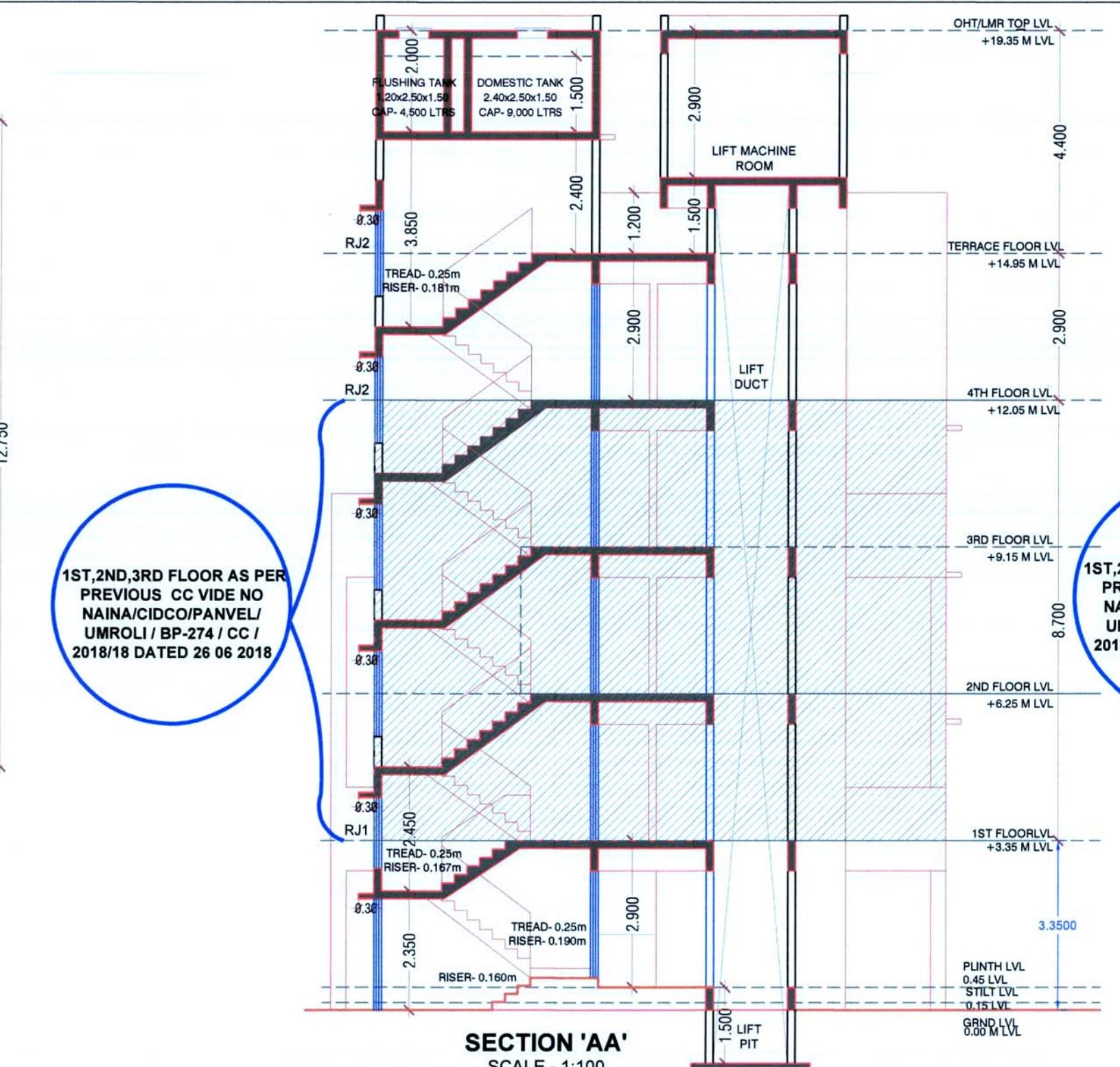
BLOCK PLAN - 4th FLOOR  
SCALE - 1:100



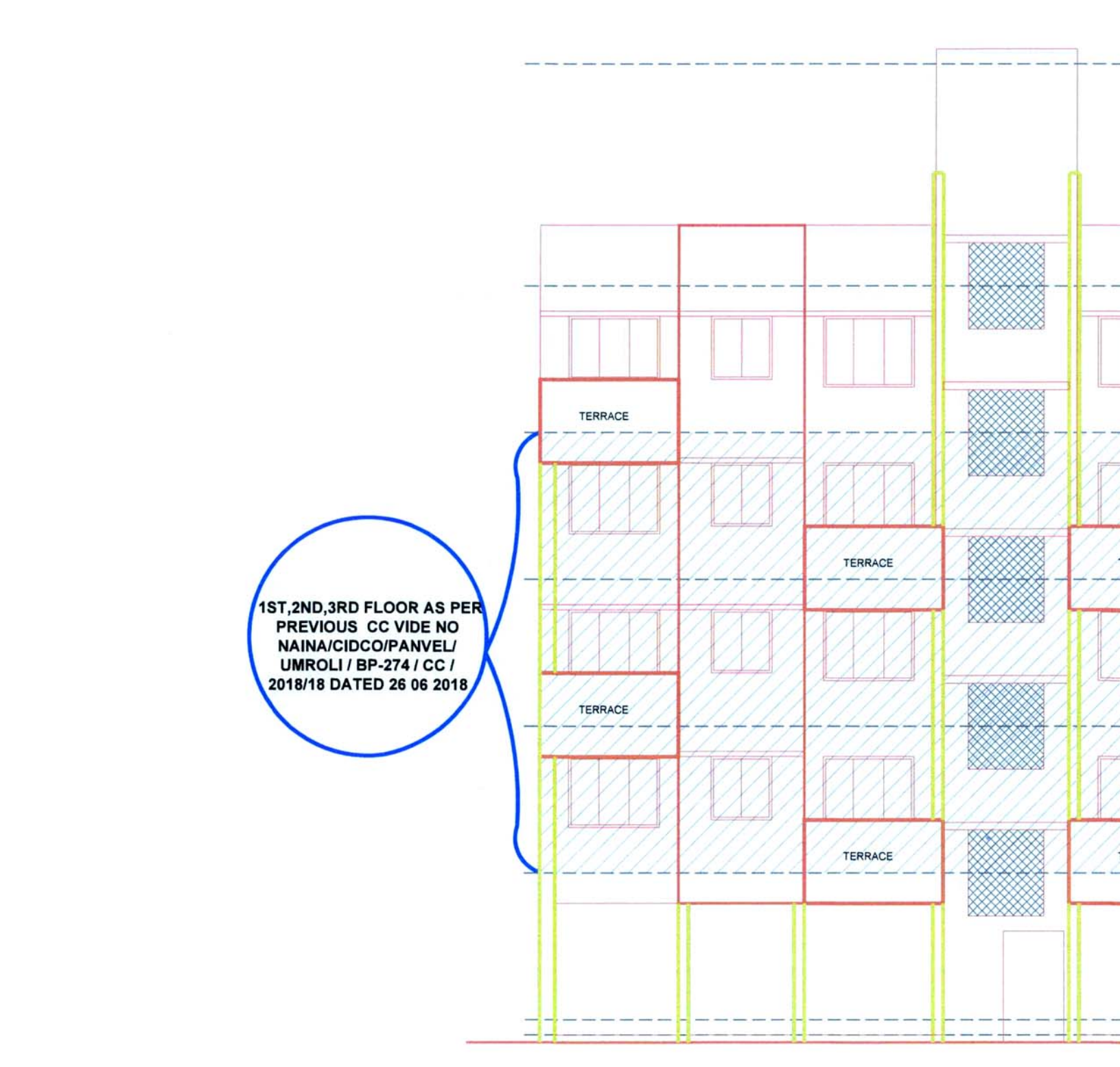
BLOCK PLAN - GROUND FLOOR  
SCALE - 1:100



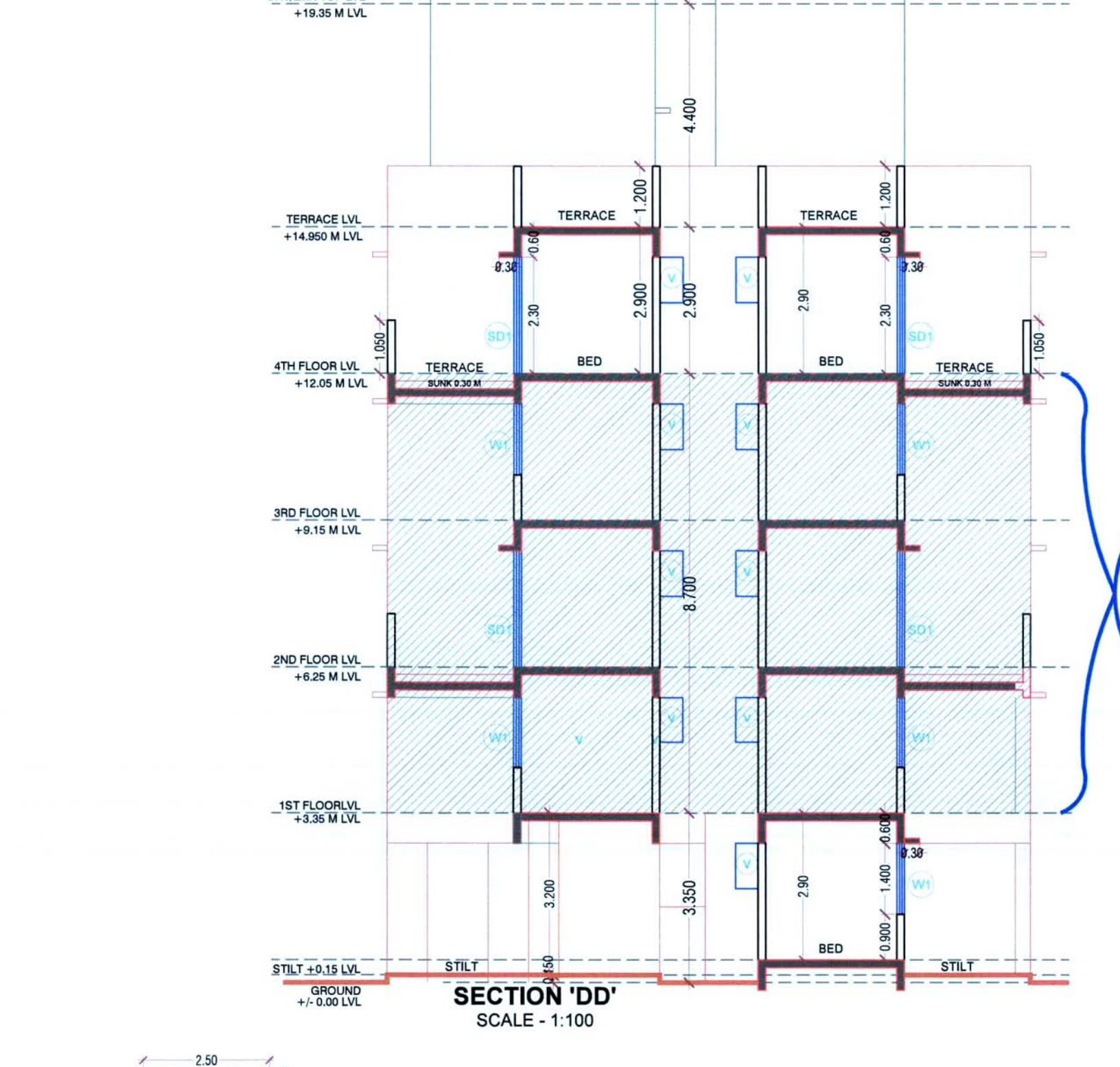
GROUND FLOOR PLAN  
SCALE - 1:100



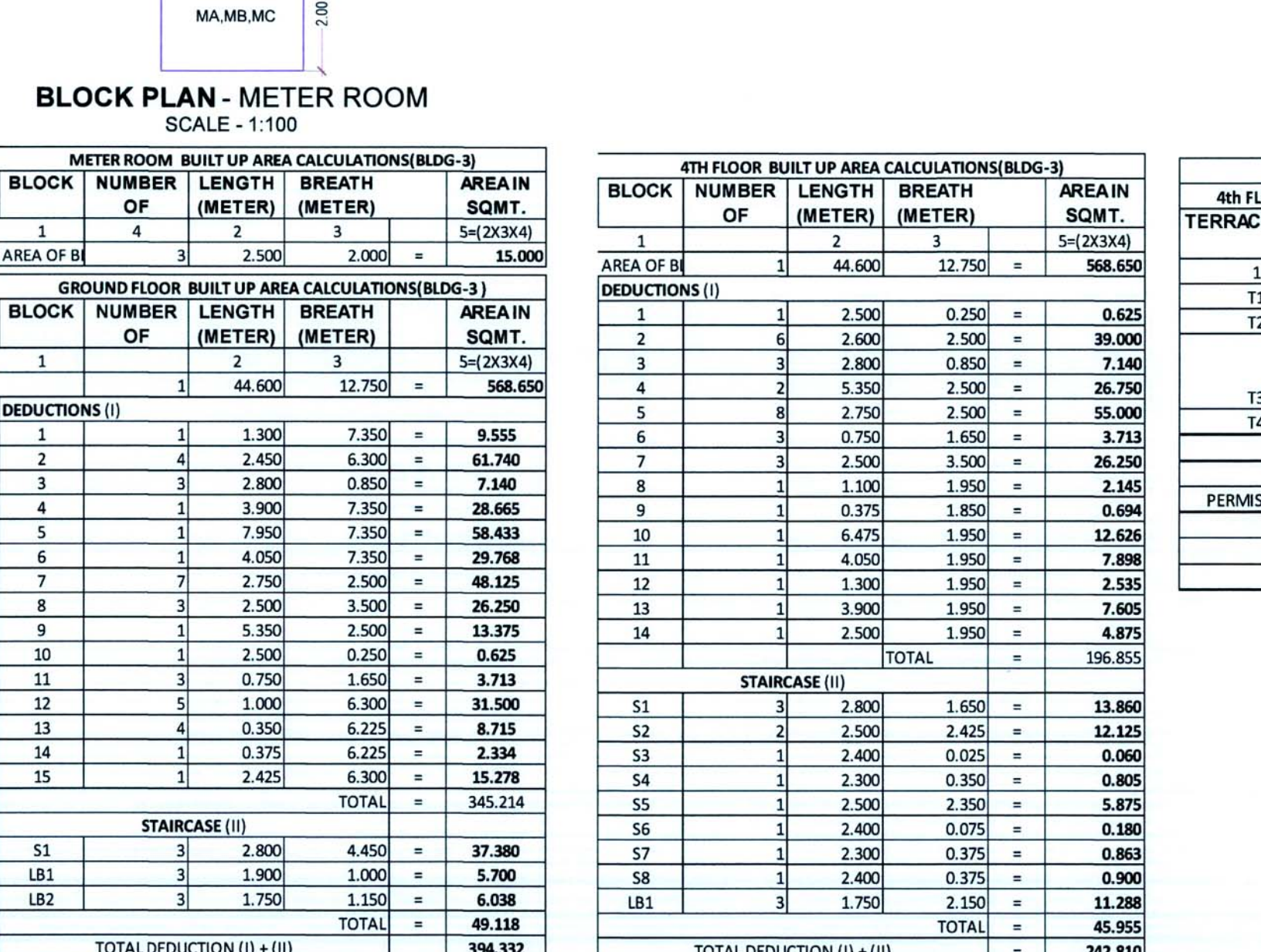
SECTION 'AA'  
SCALE - 1:100



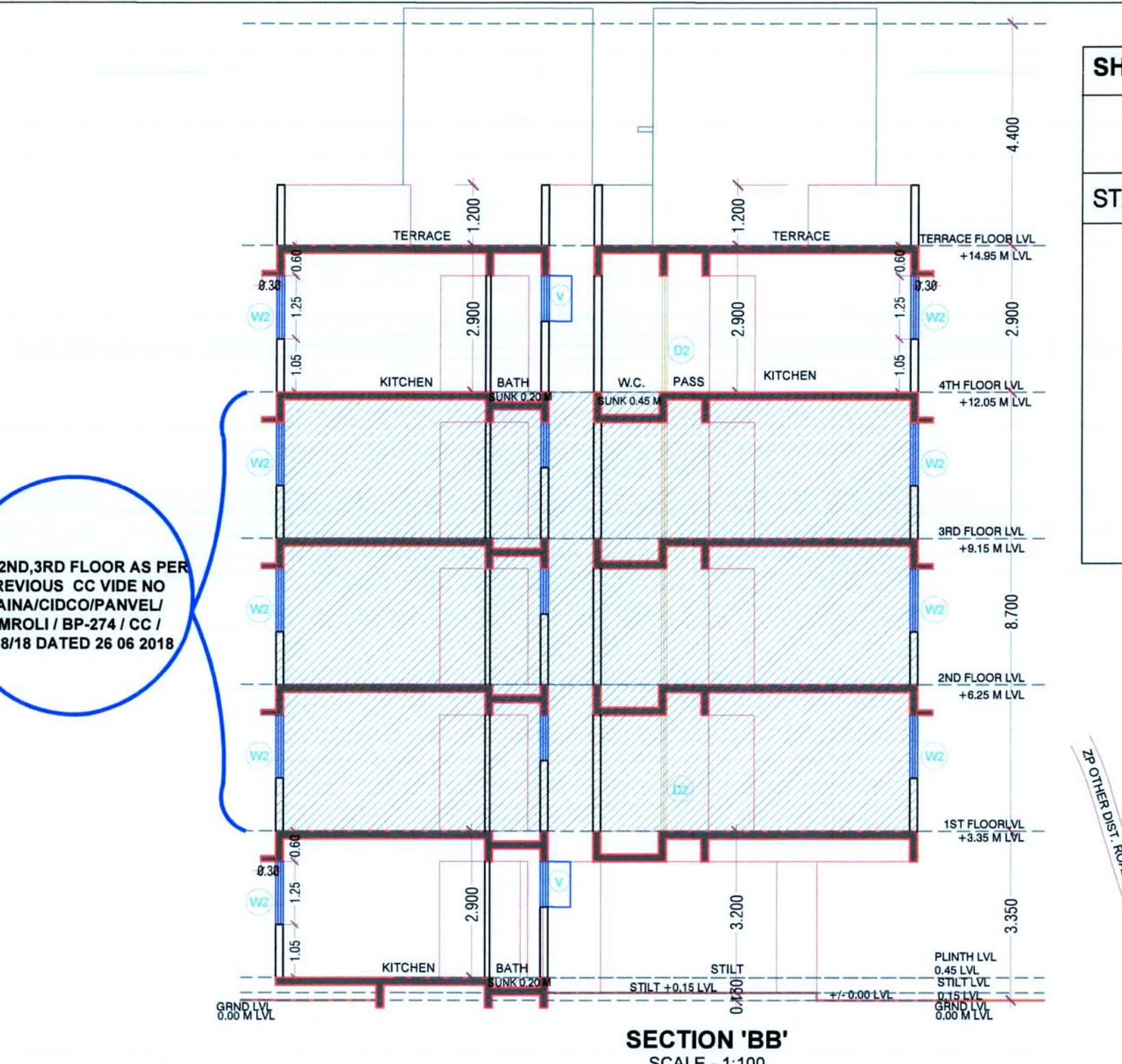
SECTION 'BB'  
SCALE - 1:100



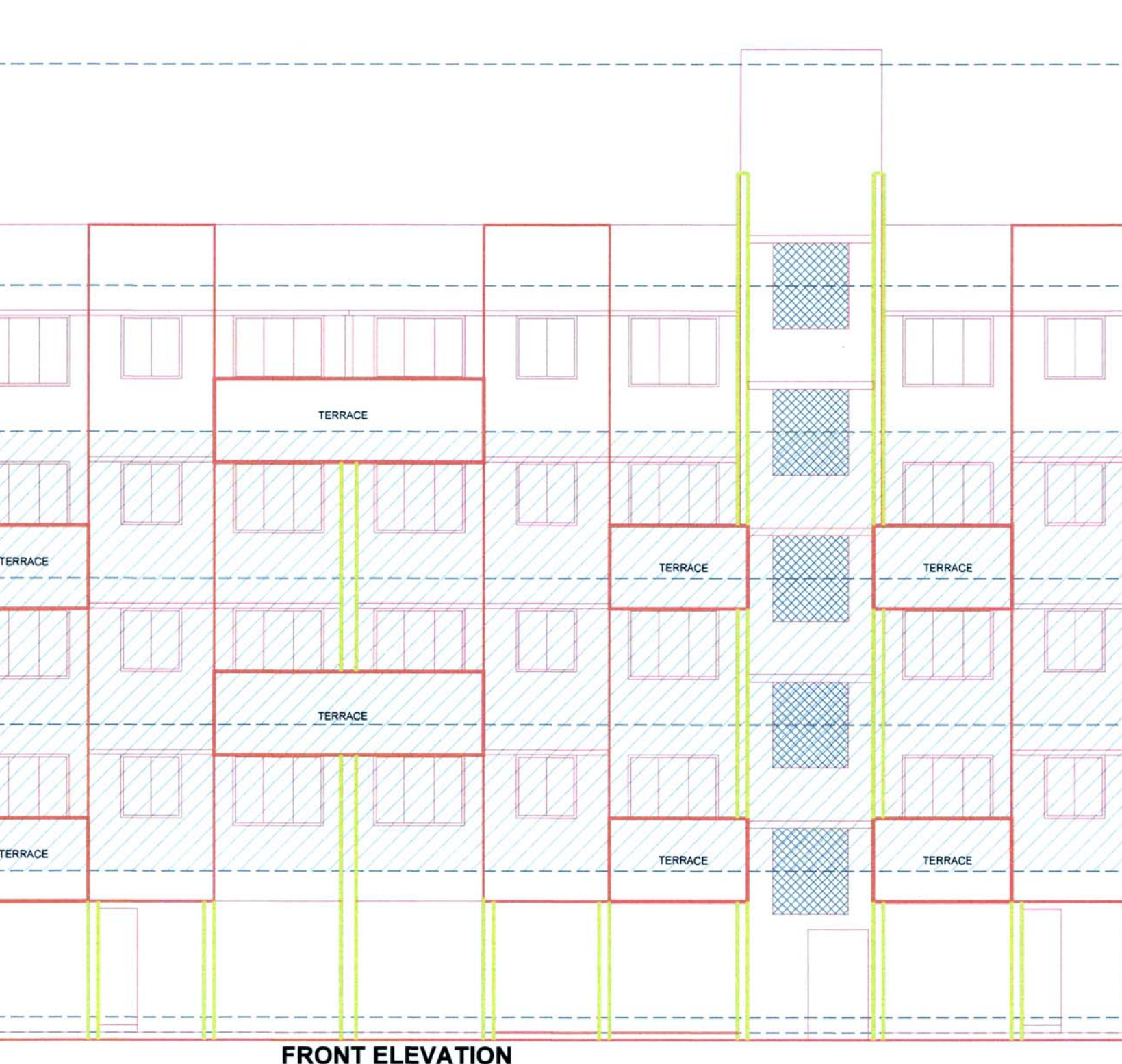
SECTION 'DD'  
SCALE - 1:100



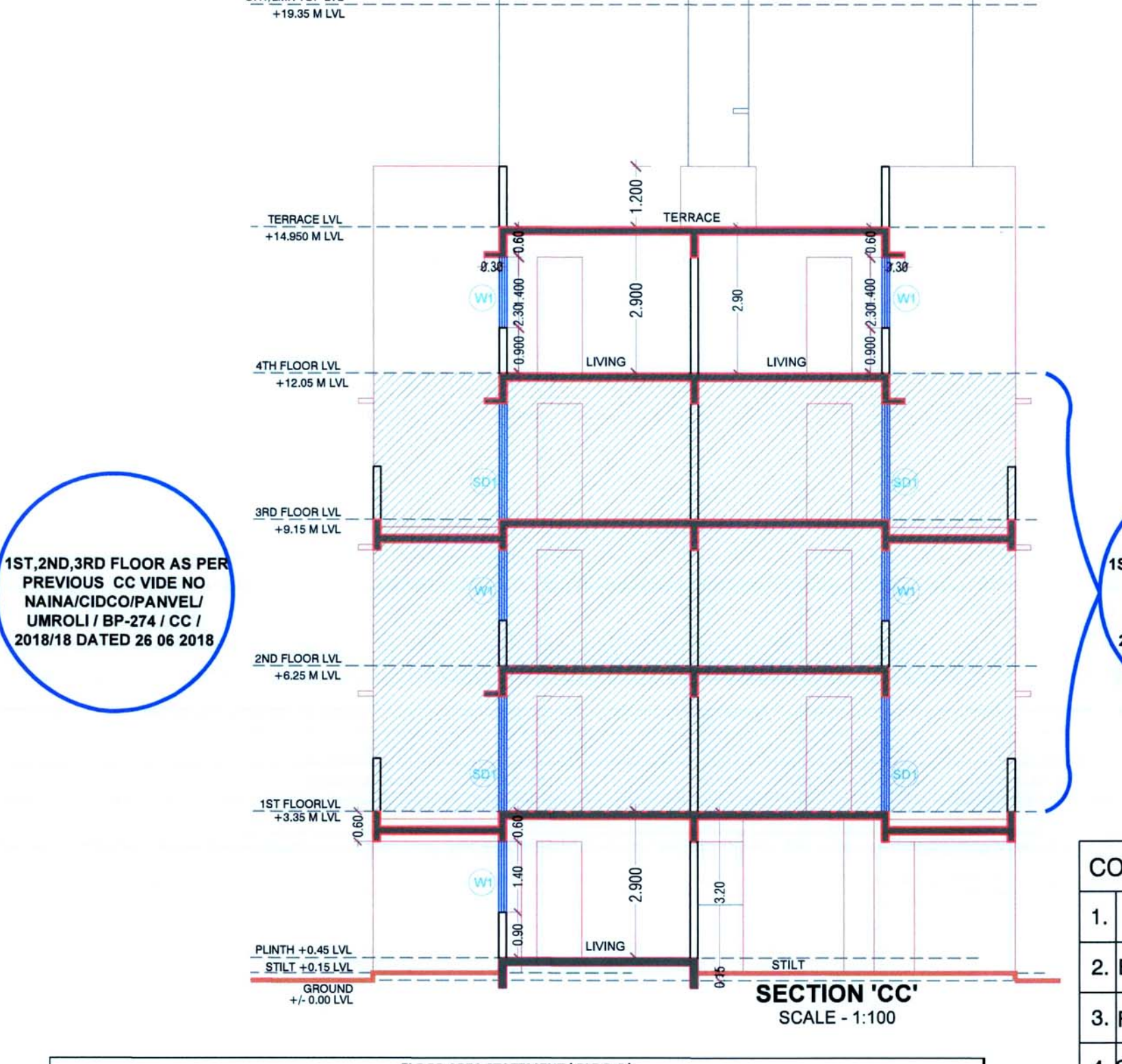
BLOCK PLAN - METER ROOM  
SCALE - 1:100



SECTION 'CC'  
SCALE - 1:100



FRONT ELEVATION  
SCALE - 1:100



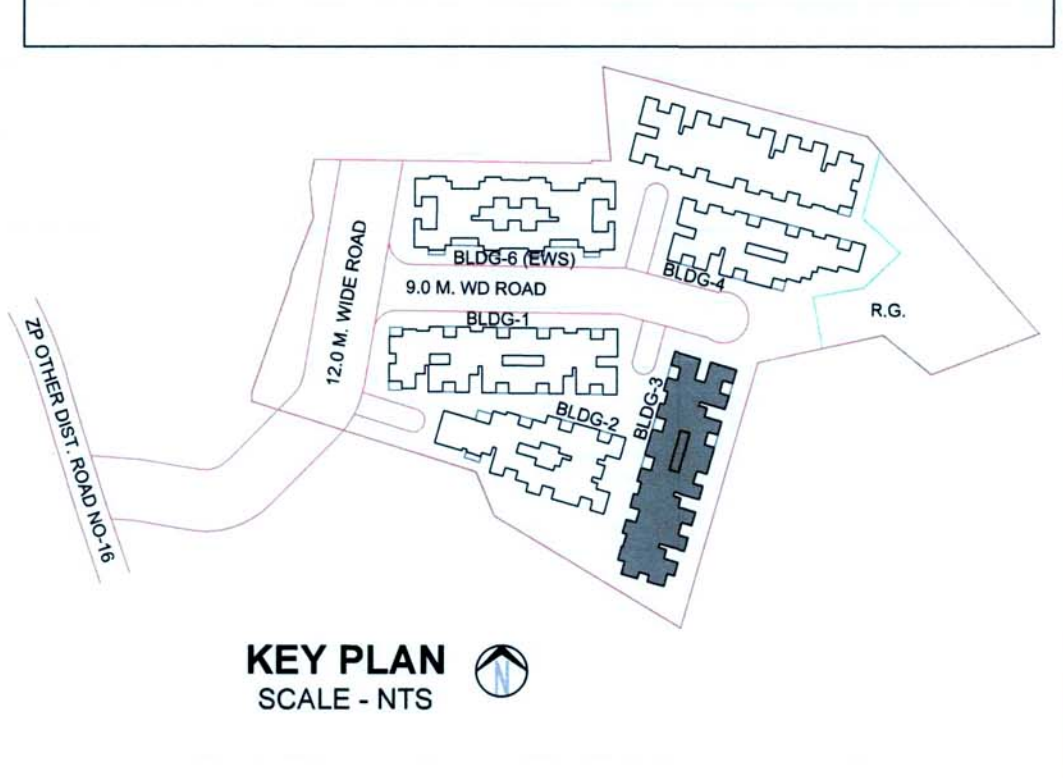
SECTION 'CC'  
SCALE - 1:100

**SHEET TITLE:**  
**BUILDING NO. - 3**

**FILE NO:274/AMM**  
**SHEET NO: 4/8**

**STAMP OF APPROVAL**

Approved subject to the condition mentioned in this office letter no. CIDCO/ NAINA/Parvel/Umrli/BP-274/ ACC/2021/75 Dated 25/01/2021



KEY PLAN  
SCALE - NTS

ROOM	ROOM SIZE (SqM)	CARPET AREA (SqM)	W/LTH (SqM)	AREA PROVIDED (SqM)
LIVING	2.65 x 3.65	9.673	1.622	2.520
KITCHEN	2.20 x 2.75	6.050	1.008	1.500
BED	2.65 x 2.60	6.890	1.148	2.520
BATH	1.20 x 1.50	1.800	0.300	0.405
W.C.	0.90 x 1.20	1.080	0.180	0.405

TYPE	SIZE (SqM)	AREA (SqM)	DESCRIPTION
D	1.20 x 2.30	2.760	TEAKWOOD PANELED DOOR
D1	0.90 x 2.30	2.070	LAMINATED FLUSH DOOR
D2	0.75 x 2.30	1.725	LAMINATED FLUSH DOOR
D3	1.20 x 2.30	2.760	ALUMINUM SLIDING DOOR
D4	1.20 x 2.30	2.760	ALUMINUM SLIDING DOOR
D5	1.20 x 2.30	2.760	ALUMINUM SLIDING DOOR
D6	1.20 x 2.30	2.760	ALUMINUM SLIDING DOOR
D7	1.20 x 2.30	2.760	ALUMINUM SLIDING DOOR
D8	1.20 x 2.30	2.760	ALUMINUM SLIDING DOOR
D9	1.20 x 2.30	2.760	ALUMINUM SLIDING DOOR
D10	1.20 x 2.30	2.760	ALUMINUM SLIDING DOOR
D11	1.20 x 2.30	2.760	ALUMINUM SLIDING DOOR
D12	1.20 x 2.30	2.760	ALUMINUM SLIDING DOOR
D13	1.20 x 2.30	2.760	ALUMINUM SLIDING DOOR
D14	1.20 x 2.30	2.760	ALUMINUM SLIDING DOOR
D15	1.20 x 2.30	2.760	ALUMINUM SLIDING DOOR
D16	1.20 x 2.30	2.760	ALUMINUM SLIDING DOOR
D17	1.20 x 2.30	2.760	ALUMINUM SLIDING DOOR
D18	1.20 x 2.30	2.760	ALUMINUM SLIDING DOOR
D19	1.20 x 2.30	2.760	ALUMINUM SLIDING DOOR
D20	1.20 x 2.30	2.760	ALUMINUM SLIDING DOOR

**CONTENT OF SHEET**

- BUILDING FLOOR PLANS, LINE DIAGRAM AND CALCULATION
- BALCONY, TERRACE AREA STATEMENT
- FLOOR AREA STATEMENT, TENEMENT AREA STATEMENT
- SECTIONS, KEY PLAN
- SCHEDULE OF DOORS AND WINDOWS, LIGHT & VENTILATION

**DESCRIPTION OF PROPOSAL AND PROPERTY:**

Proposed Development on Gut.No. 98/6 & 98/7, situated at village - Umrli, Taluka - Parvel, Dist - Raigad

**OWNER'S NAME AND SIGN:**

SHRI ARVIND VISHWAKARMA

**ARCHITECT'S NAME AND SIGN:**

Ar. Sandeep Shinde  
Reg. No: CA/2010/50797

**DATE** 27/12/2020 **DRAWN BY** D.A. **CHECKED BY** S.S. **SCALE** 1:100 **NORTH**

**Shop No- B/9, Pavanscot Co-Operative Housing Society, Plot No- 55, Sector- 21, Near Apseyay School, Kharghar, New Mumbai - 410210**  
**Contact - +91 98336 86247, +91 98672 78919**  
**email - augurdesign@gmail.com**



SHEET TITLE:

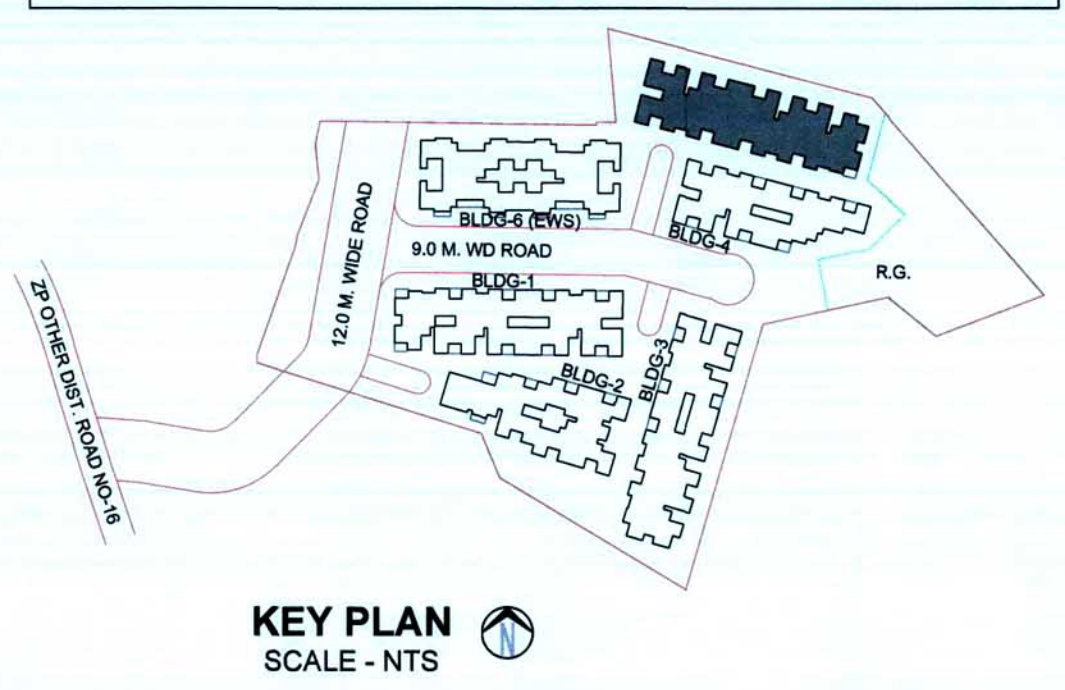
BUILDING NO. - 5

FILE NO:274/AMM

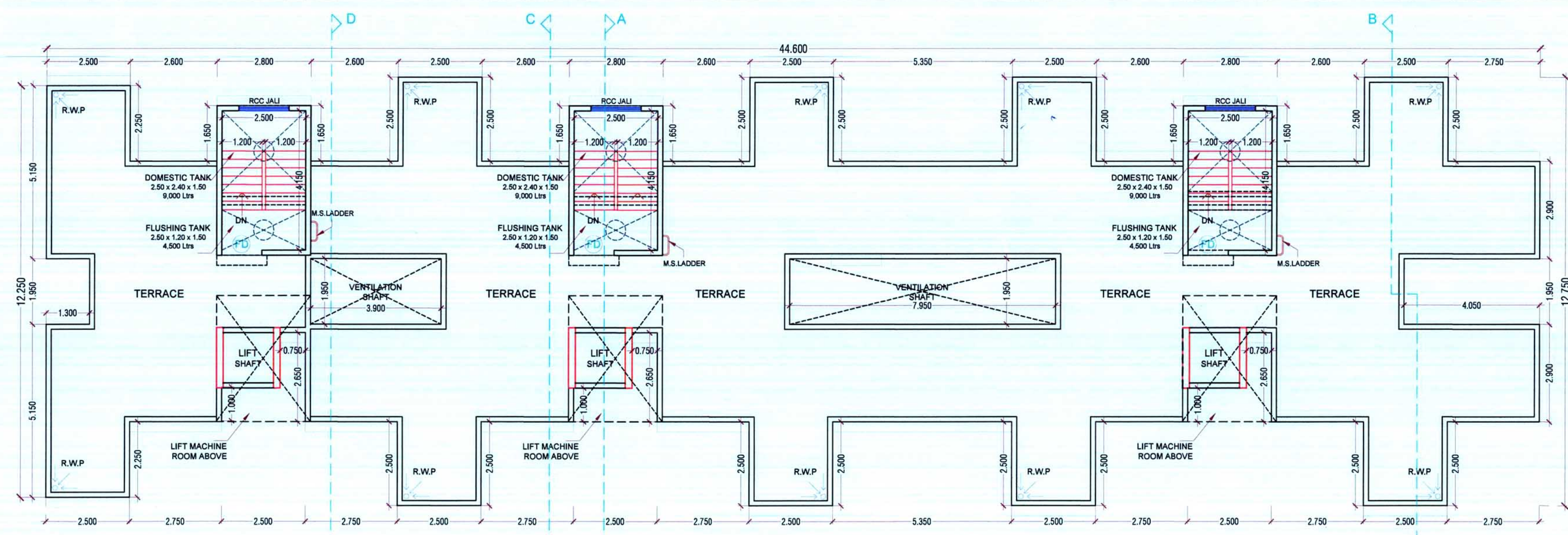
SHEET NO: 5/8

STAMP OF APPROVAL

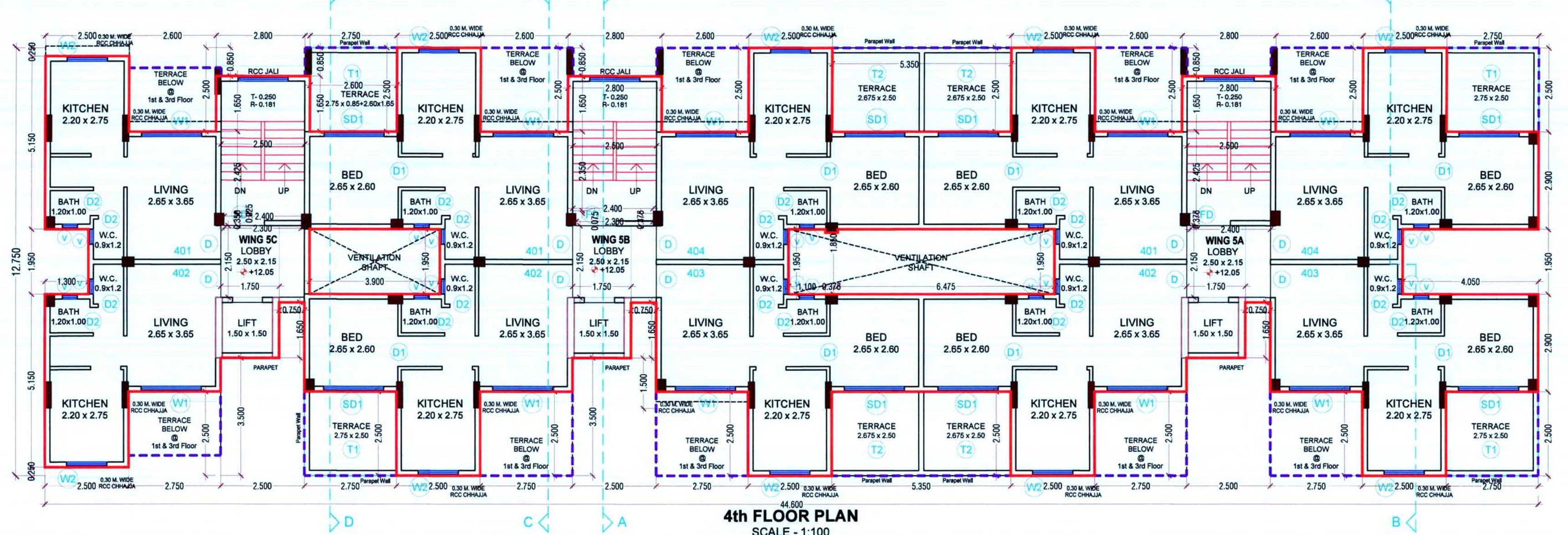
Approved subject to the condition mentioned in this office letter no. CIDCO/ NAINA/Panvel/Umrul/BP-274/ ACC/2021/75 Dated 25/01/2021



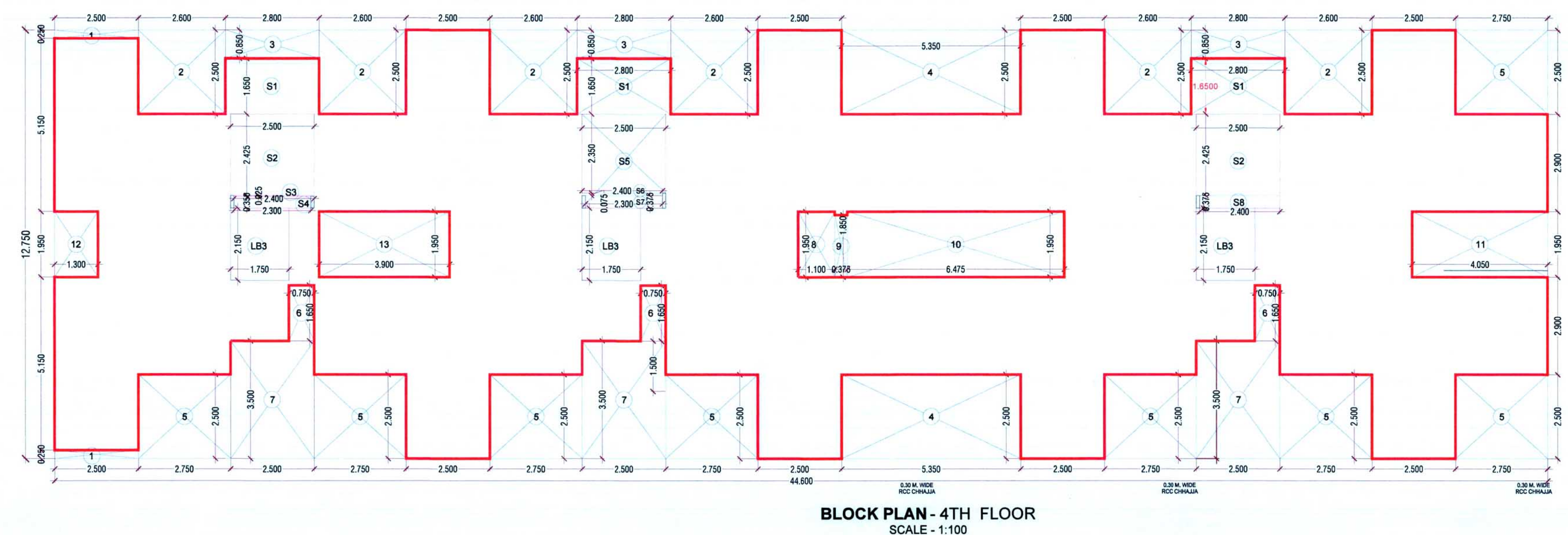
KEY PLAN  
SCALE - NTS



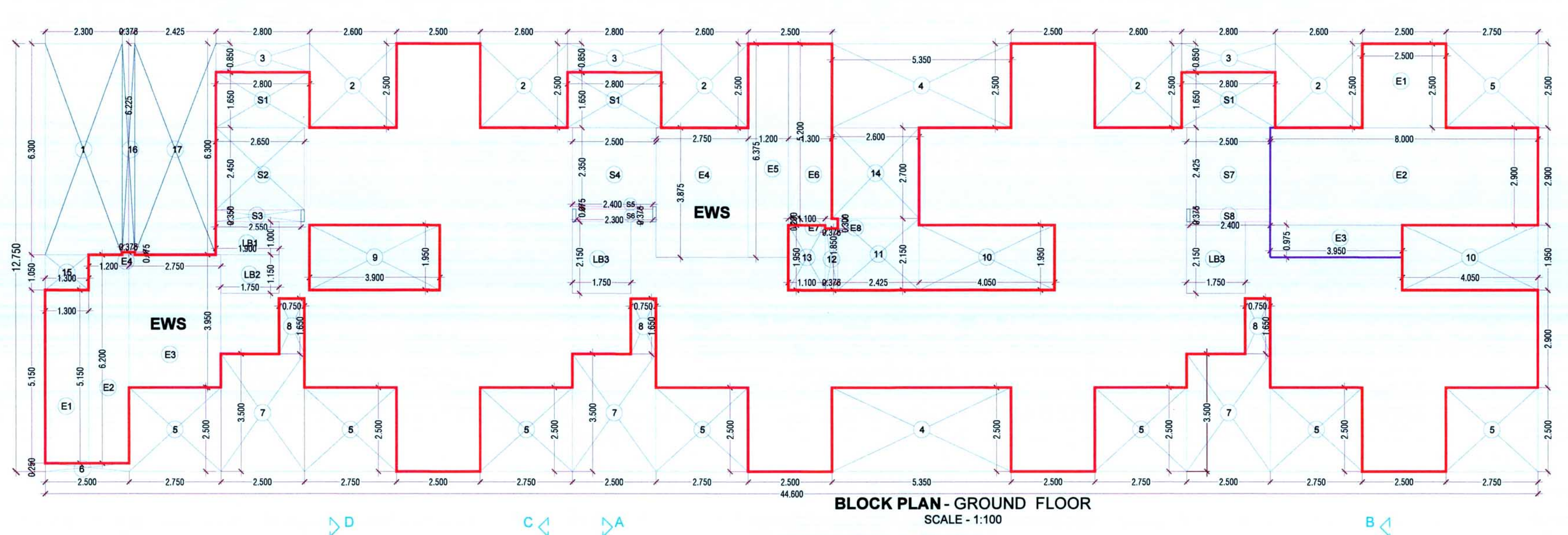
TERRACE FLOOR PLAN  
SCALE - 1:100



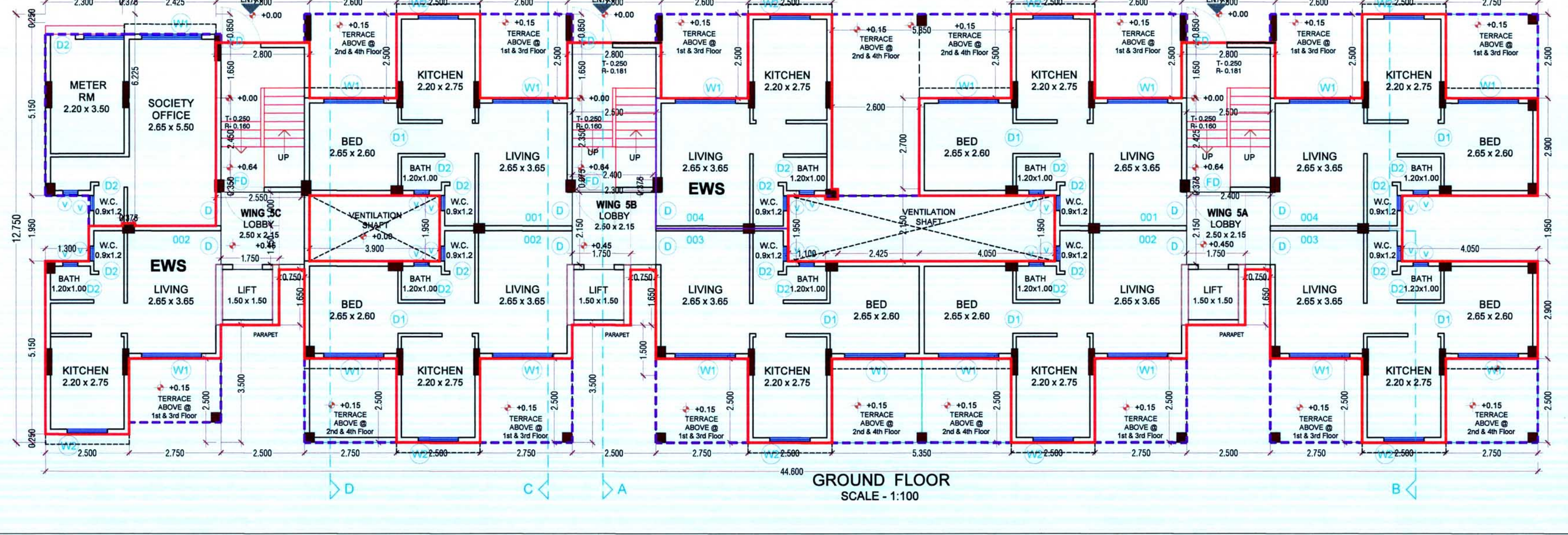
4th FLOOR PLAN  
SCALE - 1:100



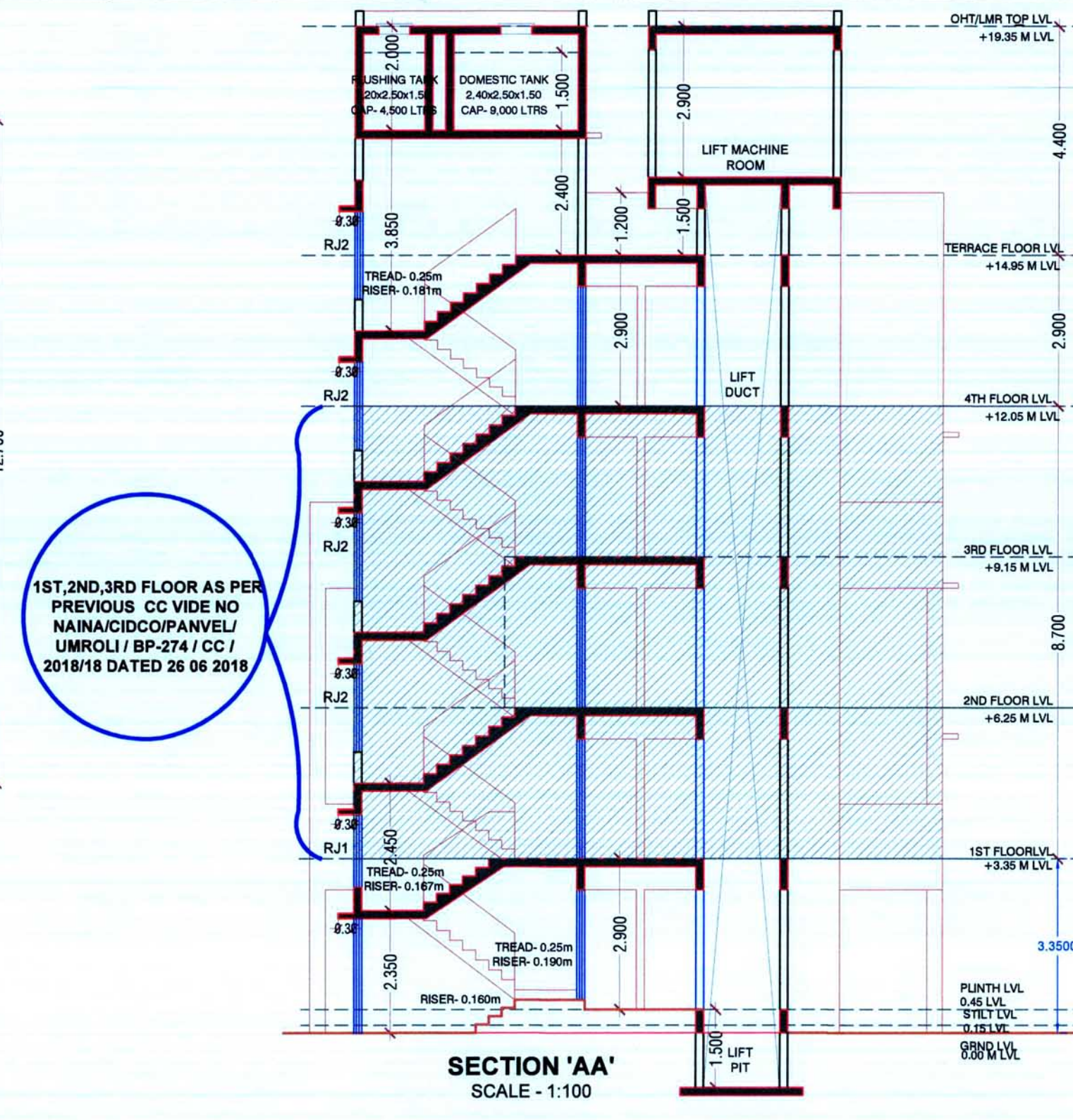
BLOCK PLAN - 4TH FLOOR  
SCALE - 1:100



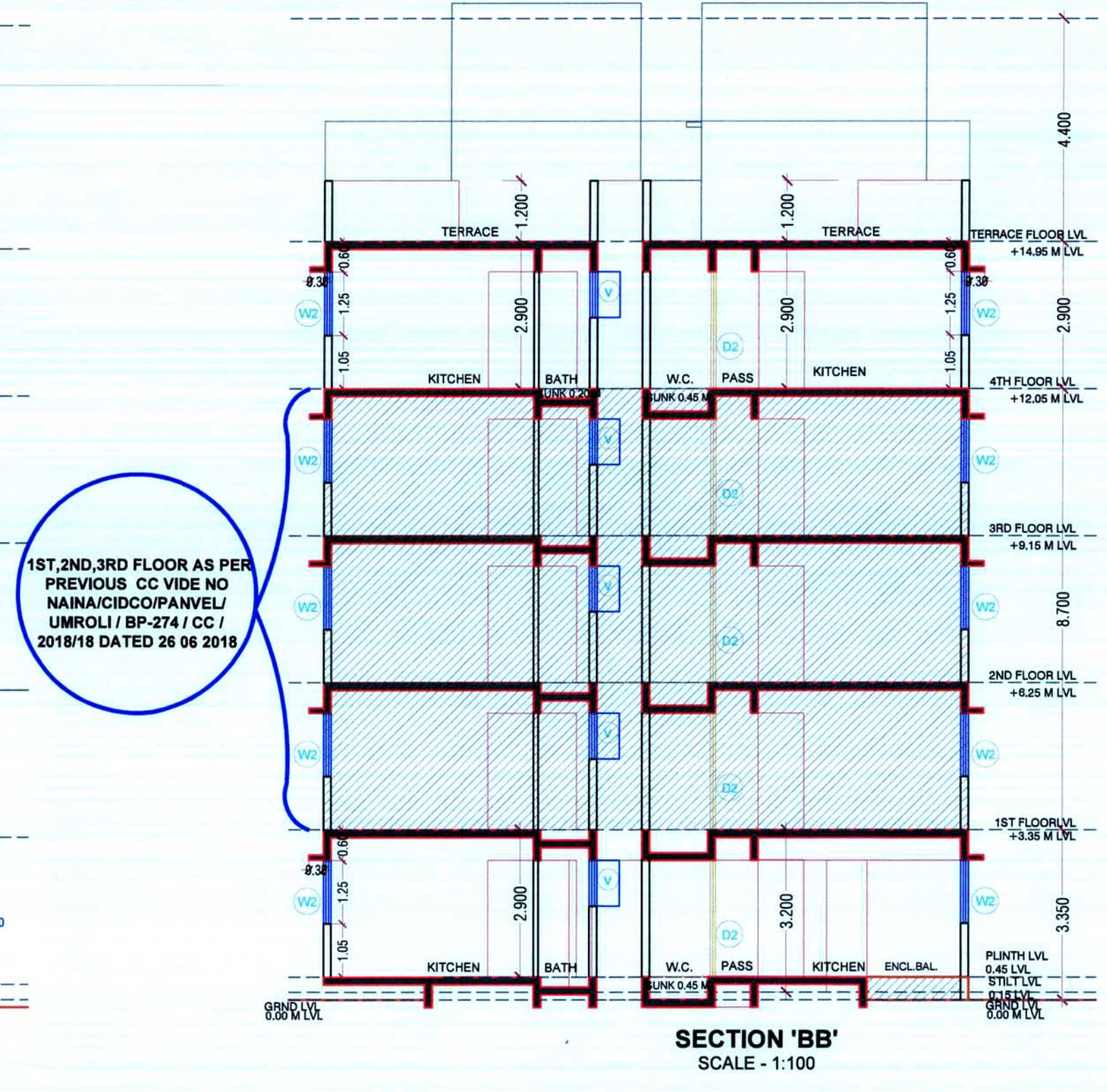
BLOCK PLAN - GROUND FLOOR  
SCALE - 1:100




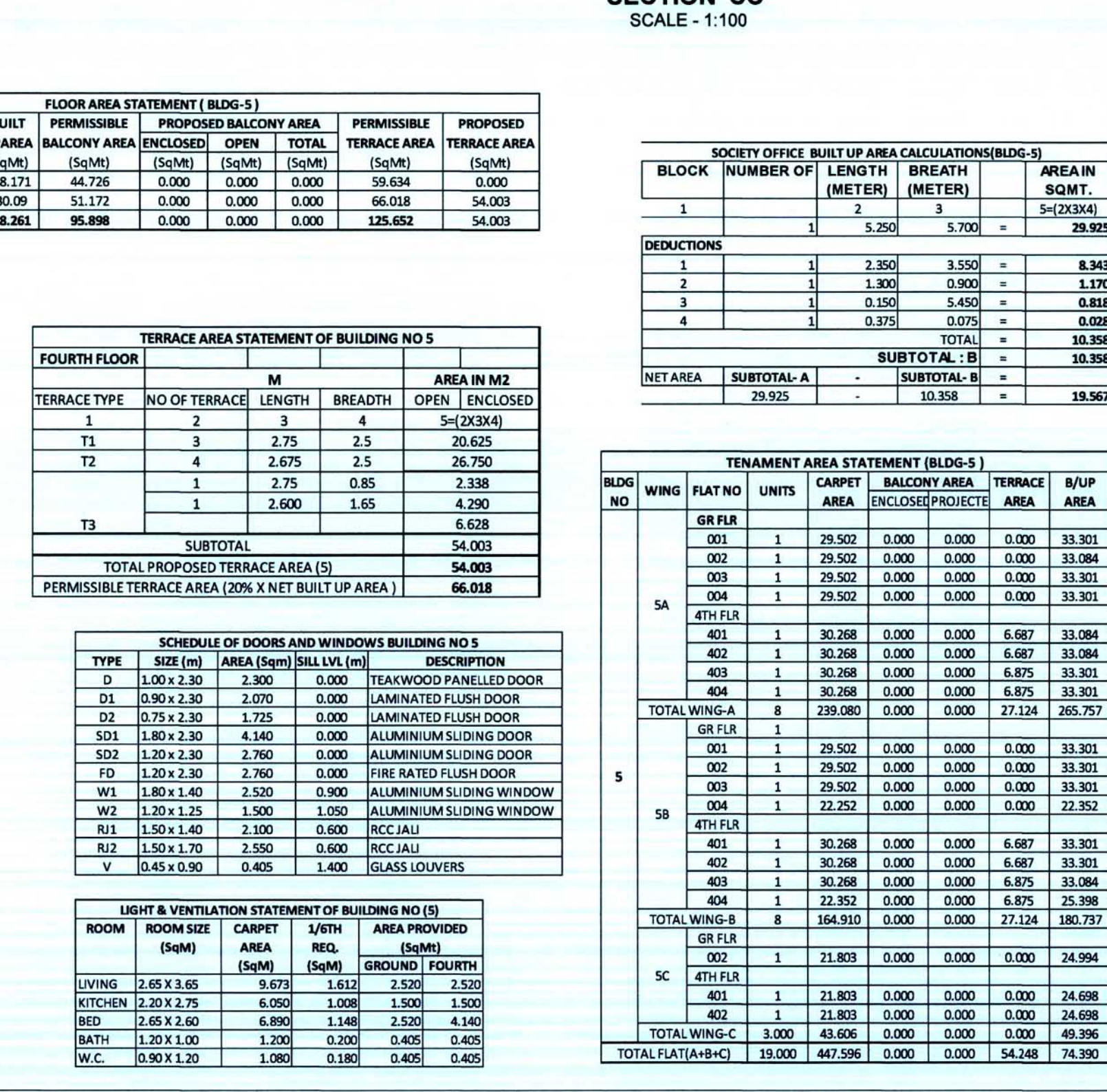
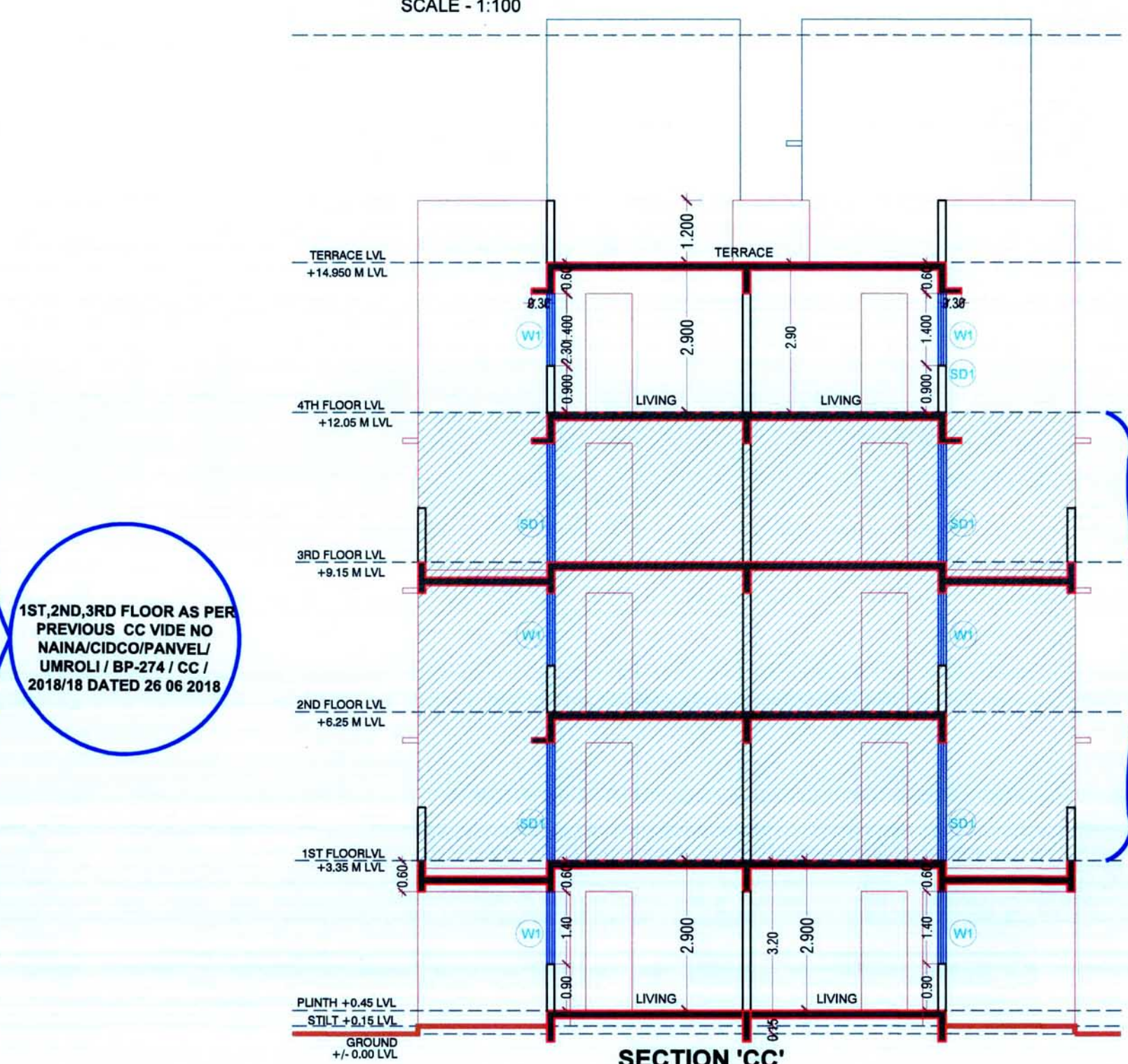
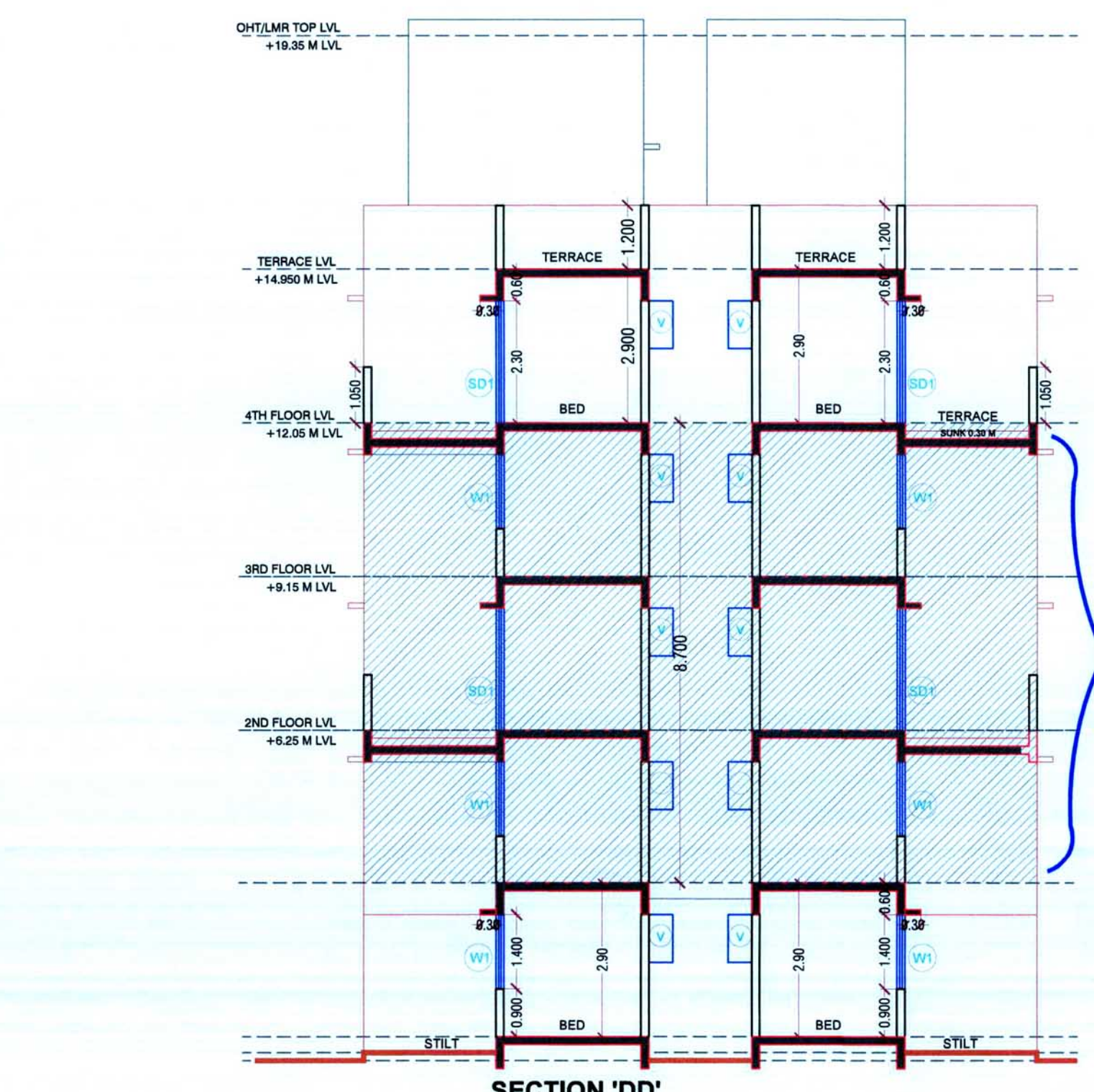
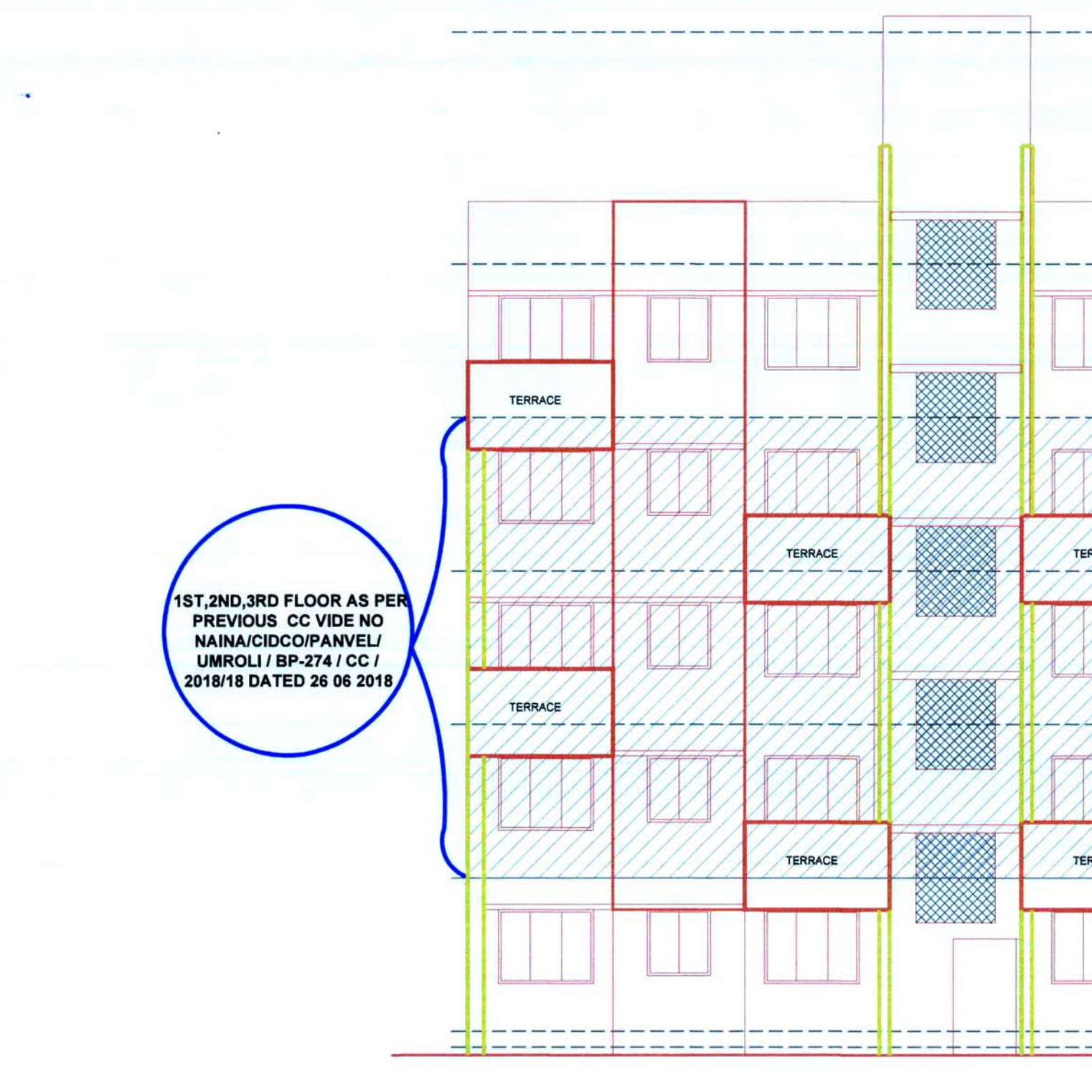
ELEVATIONAL VIEW SIDE  
SCALE - 1:100



SECTION 'AA'  
SCALE - 1:100



SECTION 'BB'  
SCALE - 1:100



BLOCK PLAN - SOCIETY OFFICE SCALE - 1:100

GROUND FLOOR BUILT UP AREA CALCULATIONS (S)			
BLOCK	NUMBER OF LENGTH (METER)	BREADTH (METER)	AREA IN SQMT.
1	2	4	8
2	2	4	8
3	2	4	8
4	2	4	8
5	2	4	8
6	2	4	8
7	2	4	8
8	2	4	8
9	2	4	8
10	2	4	8
11	2	4	8
12	2	4	8
13	2	4	8
14	2	4	8
15	2	4	8
16	2	4	8
17	2	4	8
18	2	4	8
19	2	4	8
20	2	4	8
21	2	4	8
22	2	4	8
23	2	4	8
24	2	4	8
25	2	4	8
26	2	4	8
27	2	4	8
28	2	4	8
29	2	4	8
30	2	4	8
31	2	4	8
32	2	4	8
33	2	4	8
34	2	4	8
35	2	4	8
36	2	4	8
37	2	4	8
38	2	4	8
39	2	4	8
40	2	4	8
41	2	4	8
42	2	4	8
43	2	4	8
44	2	4	8
45	2	4	8
46	2	4	8
47	2	4	8
48	2	4	8
49	2	4	8
50	2	4	8
51	2	4	8
52	2	4	8
53	2	4	8
54	2	4	8
55	2	4	8
56	2	4	8
57	2	4	8
58	2	4	8
59	2	4	8
60	2	4	8
61	2	4	8
62	2	4	8
63	2	4	8
64	2	4	8
65	2	4	8
66	2	4	8
67	2	4	8
68	2	4	8
69	2	4	8
70	2	4	8
71	2	4	8
72	2	4	8
73	2	4	8
74	2	4	8
75	2	4	8
76	2	4	8
77	2	4	8
78	2	4	8
79	2	4	8
80	2	4	8
81	2	4	8
82	2	4	8
83	2	4	8
84	2	4	8
85	2	4	8
86	2	4	8
87	2	4	8
88	2	4	8
89	2	4	8
90	2	4	8
91	2	4	8
92	2	4	8
93	2	4	8
94	2	4	8
95	2	4	8
96	2	4	8
97	2	4	8
98	2	4	8
99	2	4	8
100	2	4	8

FLOOR AREA STATEMENT (BLOCK-5)			
FLOOR	PERMISSIBLE BALCONY AREA (SQM)	PROPOSED BALCONY AREA (SQM)	PERMISSIBLE TERRACE AREA (SQM)
1	28.173	28.173	28.173
2	28.173	28.173	28.173
3	28.173	28.173	28.173
4	28.173	28.173	28.173
5	28.173	28.173	28.173
6	28.173	28.173	28.173
7	28.173	28.173	28.173
8	28.173	28.173	28.173
9	28.173	28.173	28.173
10	28.173	28.173	28.173
11	28.173	28.173	28.173
12	28.173	28.173	28.173
13	28.173	28.173	28.173
14	28.173	28.173	28.173
15	28.173	28.173	28.173
16	28.173	28.173	28.173
17	28.173	28.173	28.173
18	28.173	28.173	28.173
19	28.173	28.173	28.173
20	28.173	28.173	28.173
21	28.173	28.173	28.173
22	28.173	28.173	28.173
23	28.173	28.173	28.173
24	28.173	28.173	28.173
25	28.173	28.173	28.173
26	28.173	28.173	28.173
27	28.173	28.173	28.173
28	28.173	28.173	28.173
29	28.173	28.173	28.173
30	28.173	28.173	28.173
31	28.173	28.173	28.173
32	28.173	28.173	28.173
33	28.173	28.173	28.173
34	28.173	28.173	28.173
35	28.173	28.173	28.173
36	28.173	28.173	28.173
37	28.173	28.173	28.173
38	28.173	28.173	28.173
39	28.173	28.173	28.173
40	28.173	28.173	28.173
41	28.173	28.173	28.173
42	28.173	28.173	28.173
43	28.173	28.173	28.173
44	28.173	28.173	28.173
45	28.173	28.173	28.173
46	28.173	28.173	28.173
47	28.173	28.173	28.173
48	28.173	28.173	28.173
49	28.173	28.173	28.173
50	28.173	28.173	28.173
51	28.173	28.173	28.173
52	28.173	28.173	28.173
53	28.173	28.173	28.173
54	28.173	28.173	28.173
55	28.173	28.173	28.173
56	28.173	28.173	28.173
57	28.173	28.173	28.173
58	28.173	28.173	28.173
59	28.173	28.173	28.173
60	28.173	28.173	28.173
61	28.173	28.173	28.173
62	28.173	28.173	28.173
63	28.173	28.173	28.173
64	28.173	28.173	28.173
65	28.173	28.173	28.173
66	28.173	28.173	28.173
67	28.173	28.173	28.173
68	28.173	28.173	28.173
69	28.173	28.173	28.173
70	28.173	28.173	28.173
71	28.173	28.173	28.173
72	28.173	28.173	28.173
73	28.173	28.173	28.173
74	28.173	28.173	28.173
75	28.173	28.173	28.173
76	28.173	28.173	28.173
77	28.173	28.173	28.173
78	28.173	28.173	28.173
79	28.173	28.173	28.173
80	28.173	28.173	28.173
81	28.173	28.173	28.173
82	28.173	28.173	28.173
83	28.173	28.173	28.173
84	28.173	28.173	28.173
85	28.173	28.173	28.173
86	28.173	28.173	28.173
87	28.173	28.173	28.173
88	28.173	28.173	28.173
89	28.173	28.173	28.173
90	28.173	28.173	28.173
91	28.173	28.173	28.173
92	28.173	28.173	28.173
93	28.173	28.173	28.173
94	28.173	28.173	28.173
95	28.173	28.173	28.173
96	28.173	28.173	28.173
97	28.173	28.173	28.173
98	28.173	28.173	28.173
99	28.173	28.173	28.173
100	28.173	28.173	28.173

CONTENT OF SHEET

1. BUILDING FLOOR PLANS, LINE DIAGRAM AND CALCULATION

2. BALCONY, TERRACE AREA STATEMENT

3. FLOOR AREA STATEMENT, TENEMENT AREA STATEMENT

4. SECTIONS, KEY PLAN

5. SCHEDULE OF DOORS AND WINDOWS, LIGHT & VENTILATION

DESCRIPTION OF PROPOSAL AND PROPERTY:

Proposed Development on Gut No-98/8 & 98/7, situated at village - Umrul, Taluka - Panvel, Dist - Raigad

OWNER'S NAME AND SIGN:

SHRI ARVIND VISHWAKARMA

ARCHITECT'S NAME AND SIGN:

Ar. Sandeep Shinde  
Reg. No: CA/2010/50797

DATE

27/12/2020

D.A.

27/12/2020

CHECKED BY

S.S.

SCALE

1:100

NORTH

NORTH

Shop No- B/3 Pawarwad Co-Operative Housing Society, New Mumbai - 400101

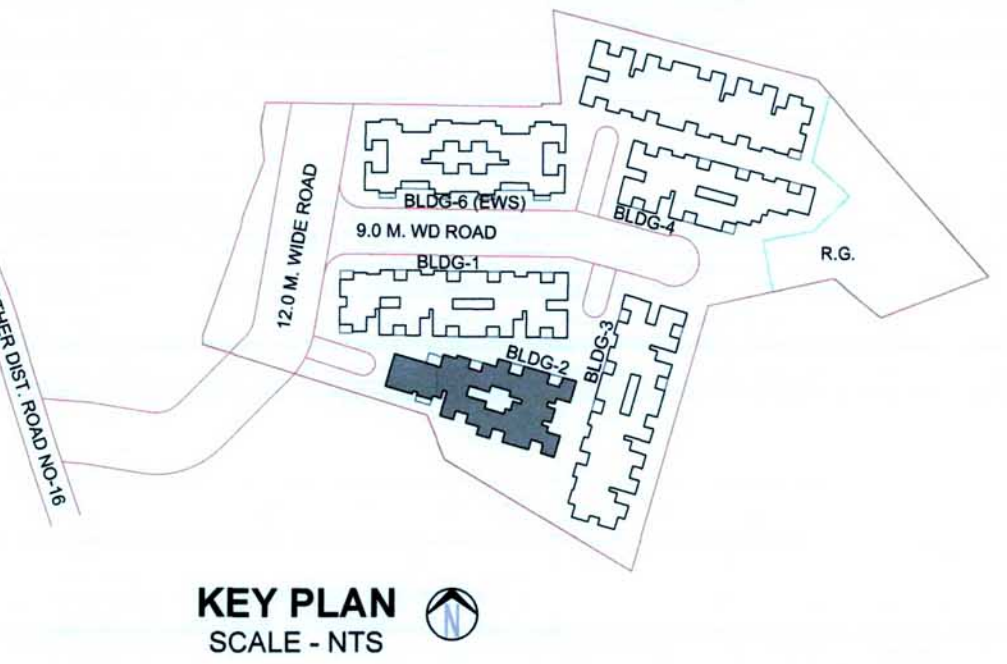
Contact - +91 98686 86647, +91 98672 78919

email - augurdesigns@gmail.com

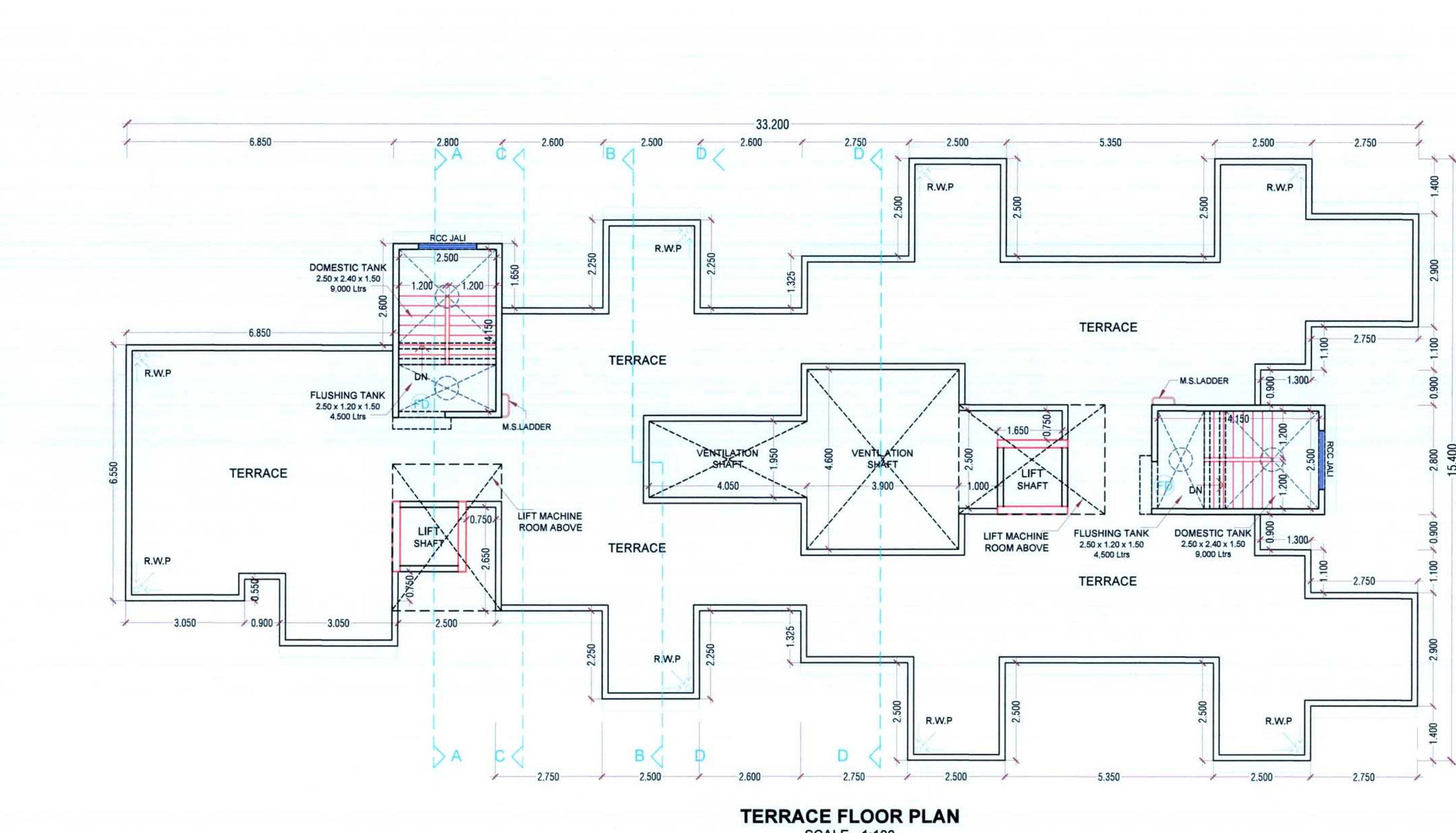
augur

architects & interior designers

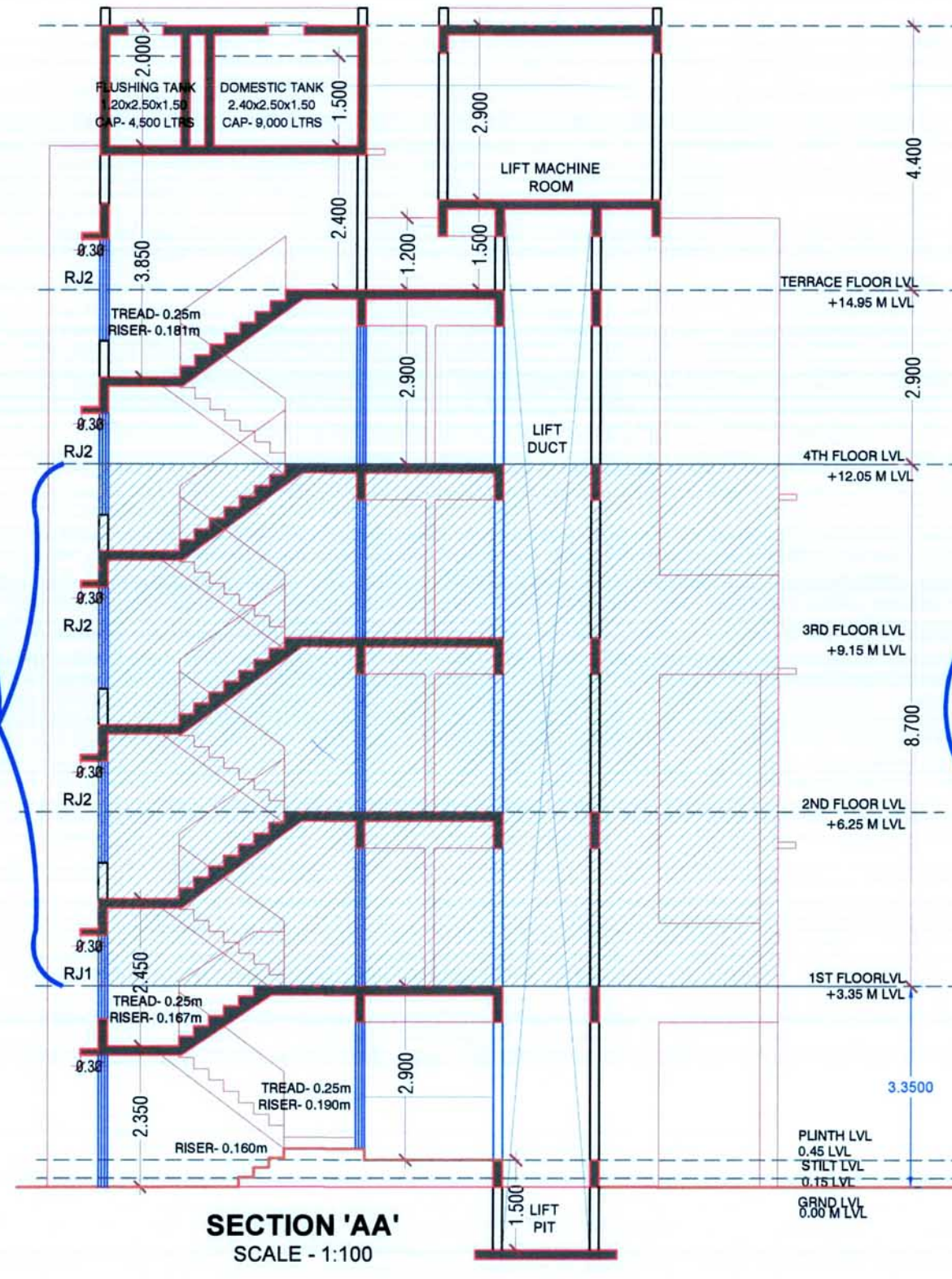




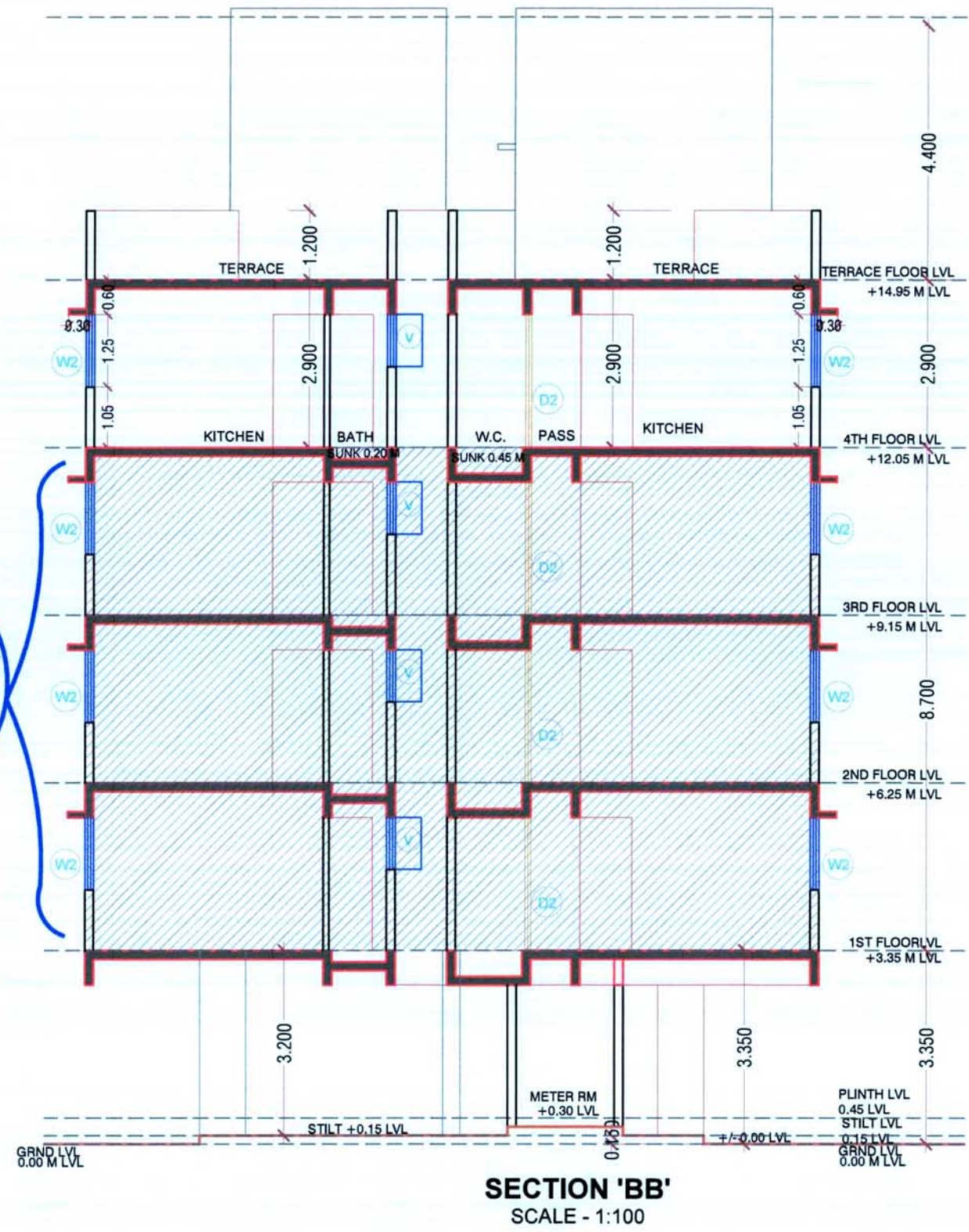
KEY PLAN  
SCALE - NTS



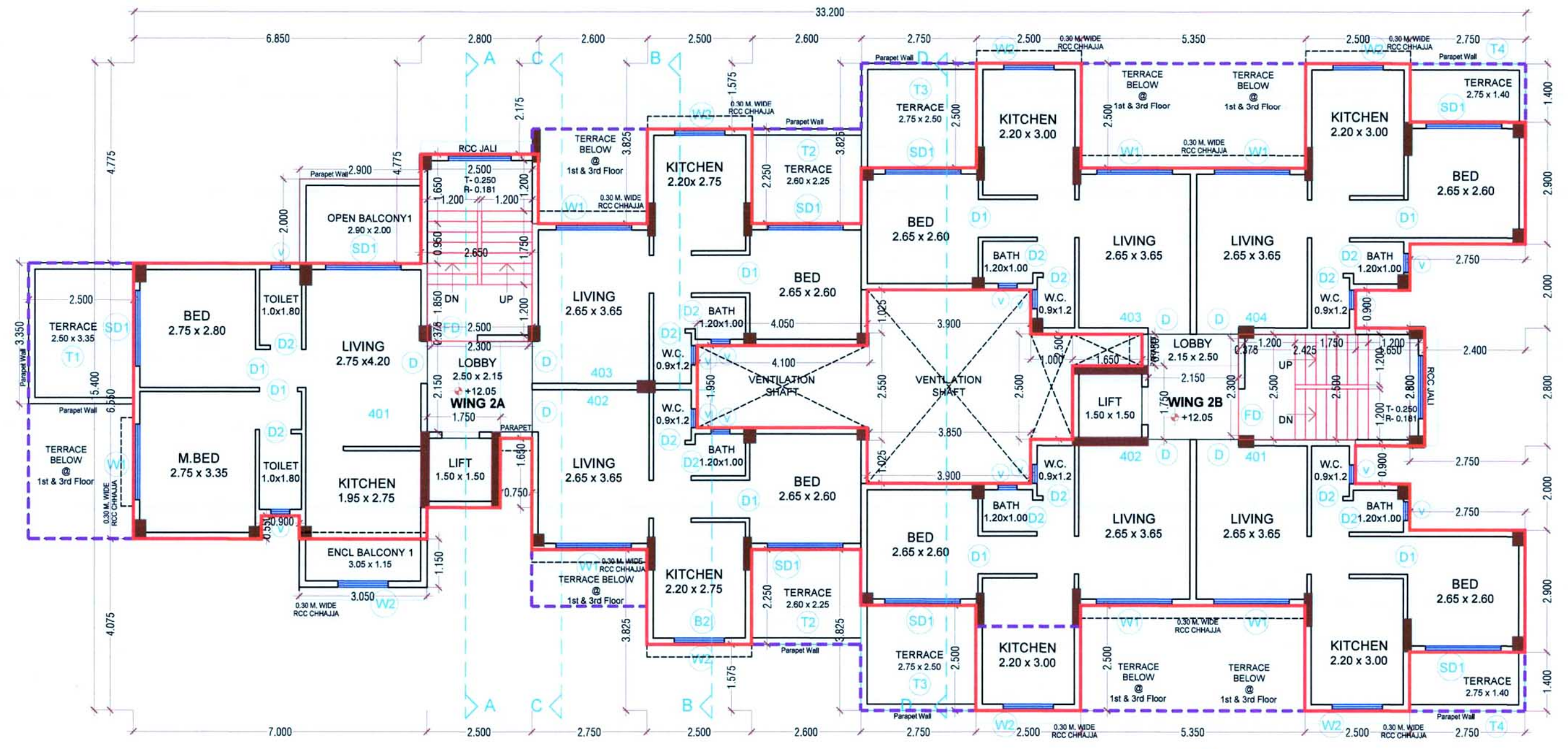
TERRACE FLOOR PLAN  
SCALE - 1:100



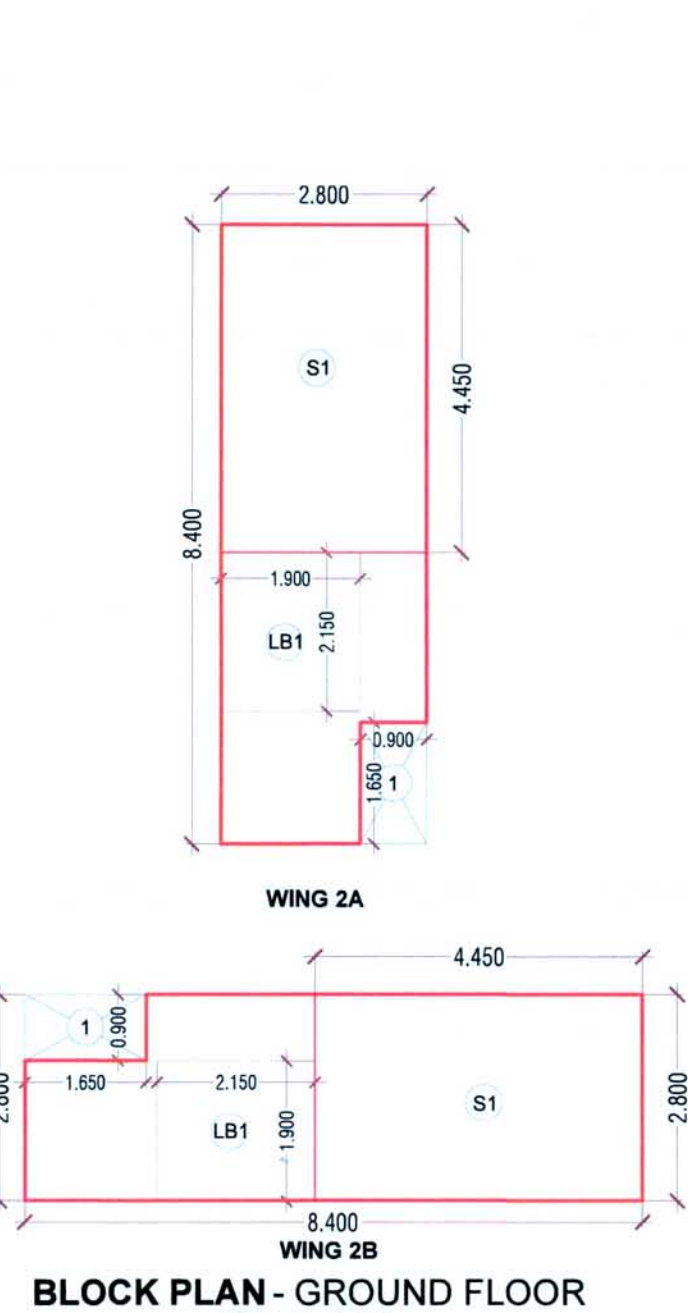
SECTION 'AA'  
SCALE - 1:100



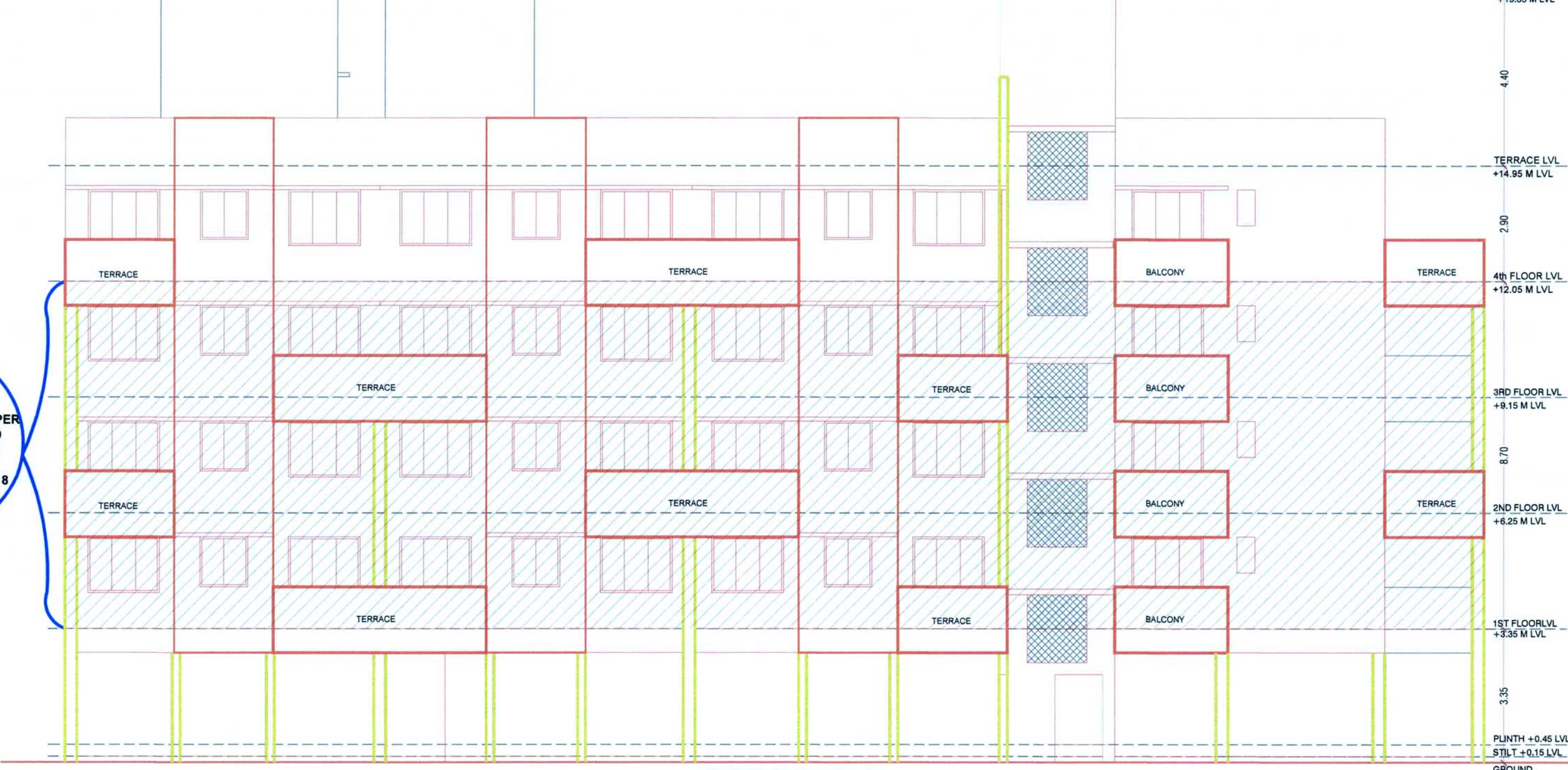
SECTION 'BB'  
SCALE - 1:100



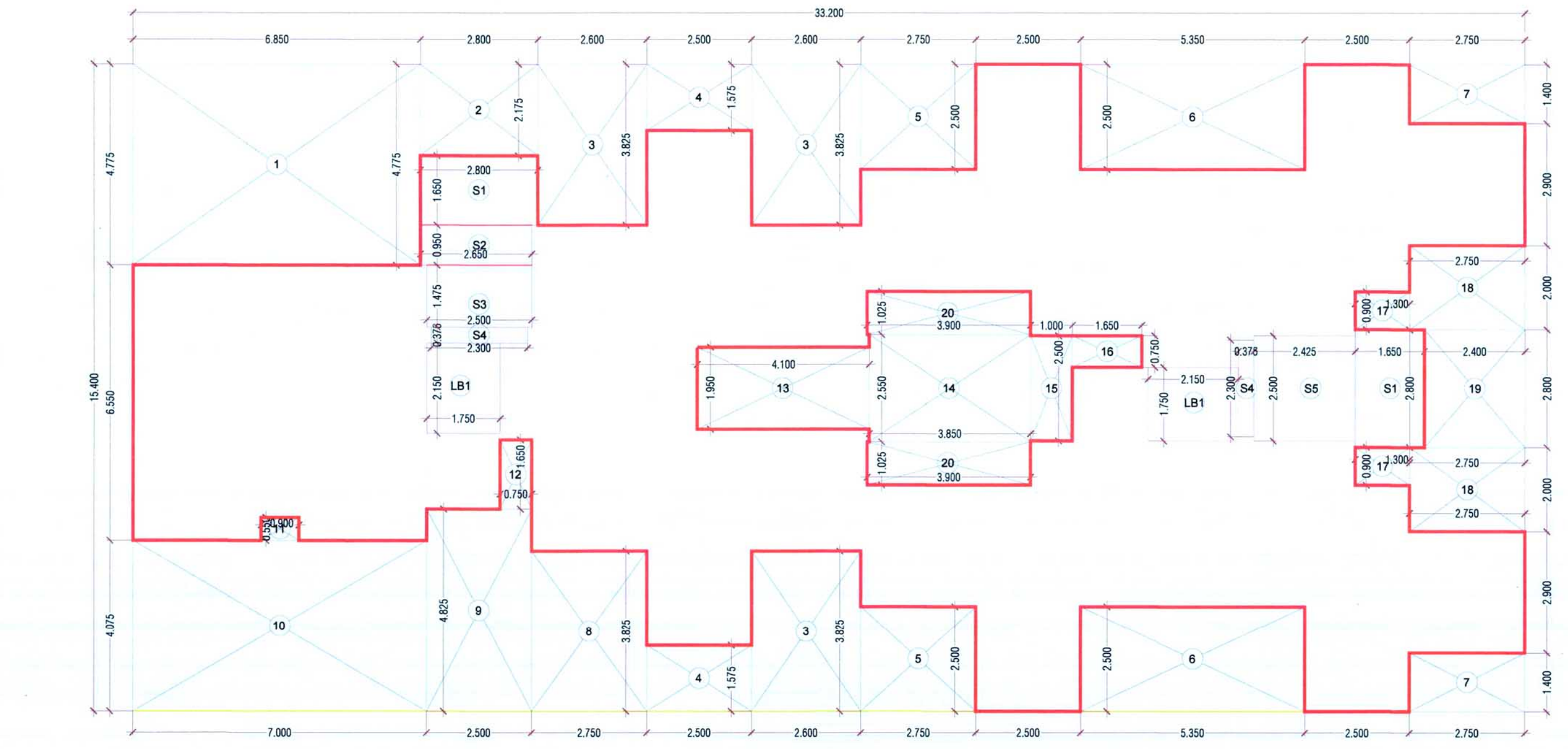
4th FLOOR PLAN  
SCALE - 1:100



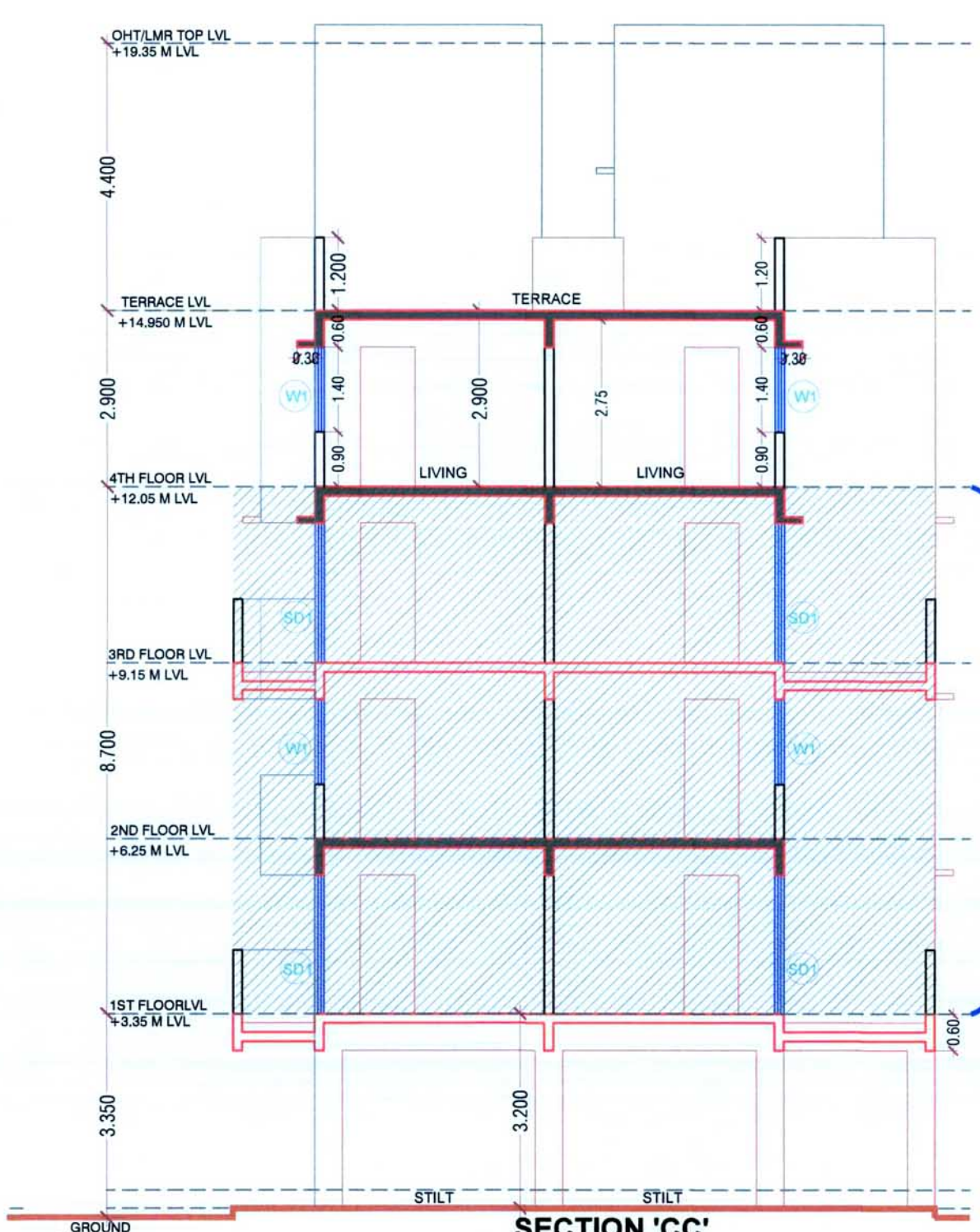
BLOCK PLAN - GROUND FLOOR  
SCALE - 1:100



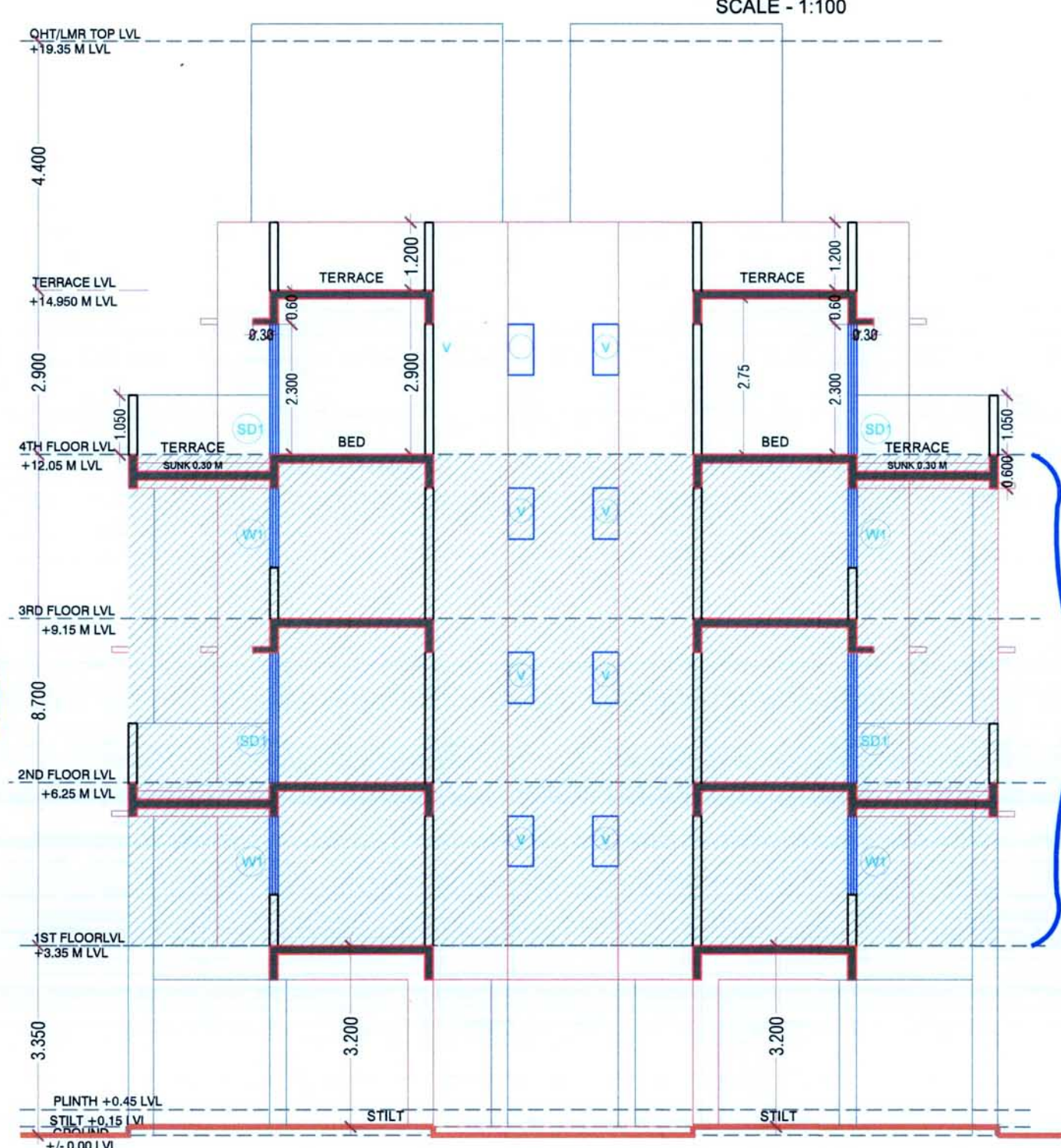
FRONT ELEVATION  
SCALE - 1:100



BLOCK PLAN - 4th FLOOR  
SCALE - 1:100



SECTION 'CC'  
SCALE - 1:100



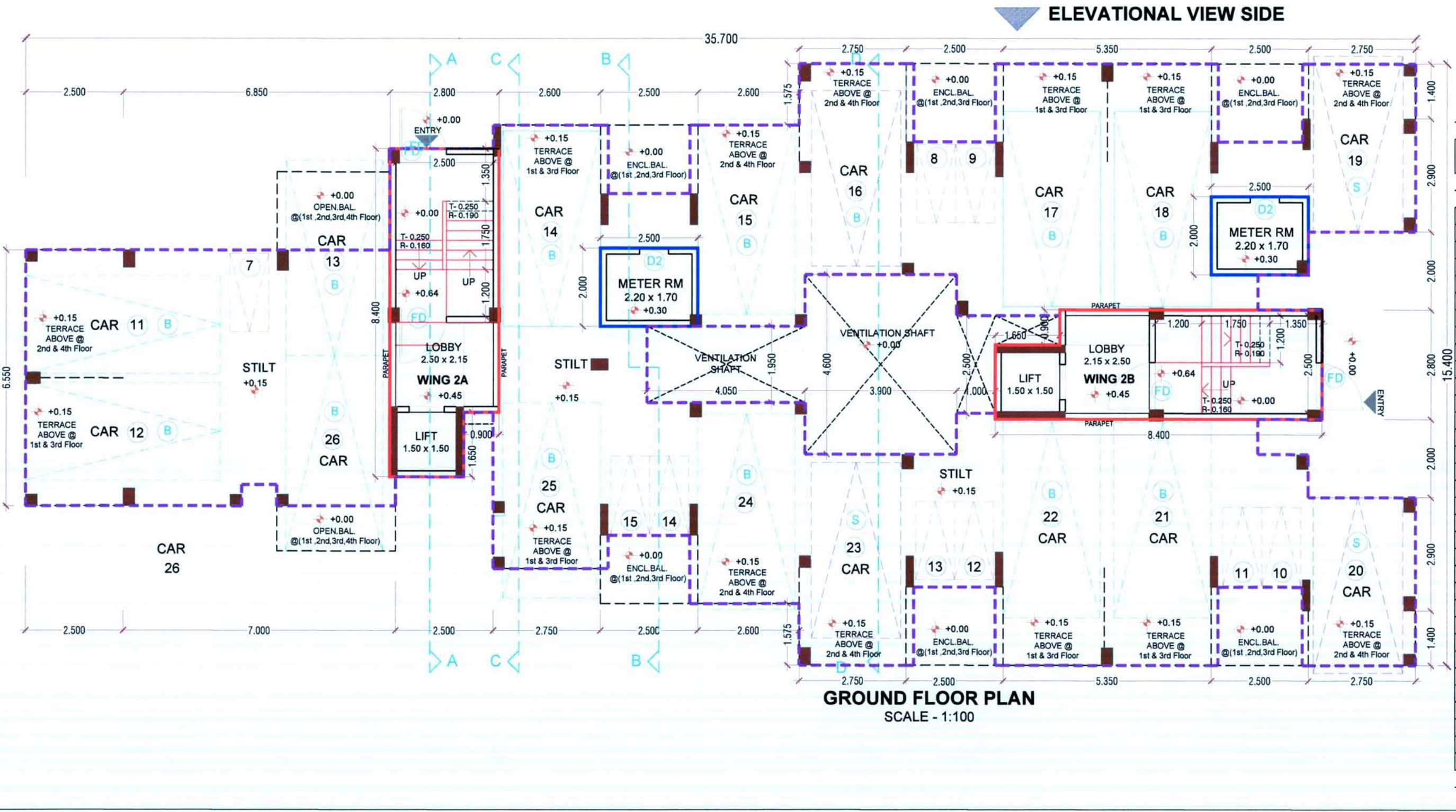
SECTION 'DD'  
SCALE - 1:100

SCHEDULE OF DOORS AND WINDOWS BUILDING NO 2									
TYPE	SIZE (m)	AREA (SqM)	SILL LVL (m)	DESCRIPTION					
D	1.00 x 2.30	2.30	0.00	TEAKWOOD PANELLED DOOR					
D1	0.80 x 2.30	1.84	0.00	LAMINATED FLUSH DOOR					
D2	0.75 x 2.30	1.725	0.00	LAMINATED FLUSH DOOR					
SD1	1.80 x 2.30	4.14	0.00	ALUMINUM SLIDING DOOR					
SD2	1.20 x 2.30	2.76	0.00	ALUMINUM SLIDING DOOR					
FD	1.20 x 2.30	2.76	0.00	FIRE RATED FLUSH DOOR					
W1	1.80 x 1.40	2.52	0.00	ALUMINUM SLIDING WINDOW					
W2	1.20 x 1.25	1.50	1.50	ALUMINUM SLIDING WINDOW					
R1	1.50 x 1.40	2.10	0.00	RCC IALI					
R2	1.50 x 1.70	2.55	0.00	RCC IALI					
V	0.45 x 0.90	0.405	1.40	GLASS LOUVERS					

LIGHT & VENTILATION STATEMENT OF BUILDING NO 2					
ROOM	ROOM SIZE (SqM)	CARPET AREA (SqM)	1/6TH AREA REQ. PROVIDED (SqM)	FOURTH	FOURTH
LIVING	2.65 x 3.45	9.23	1.54	2.50	2.50
KITCHEN	2.20 x 2.75	6.05	1.01	1.00	1.00
W.C.	0.90 x 1.20	1.08	0.18	0.18	0.18
W.C.	0.90 x 1.20	1.08	0.18	0.18	0.18
LIVING 1	2.75 x 4.20	11.55	1.93	1.93	1.93
KITCHEN 2	2.75 x 3.30	9.08	1.51	1.51	1.51
BED 1	2.75 x 2.80	7.70	1.28	1.28	1.28
M.BED	2.75 x 3.35	9.23	1.54	1.54	1.54
TOILET	1.00 x 1.80	1.80	0.30	0.30	0.30

CONTENT OF SHEET									
1. BUILDING FLOOR PLANS, LINE DIAGRAM AND CALCULATION									
2. BALCONY, TERRACE AREA STATEMENT									
3. FLOOR AREA STATEMENT, TENEMENT AREA STATEMENT									
4. SECTIONS, KEY PLAN									
5. SCHEDULE OF DOORS AND WINDOWS, LIGHT & VENTILATION									
DESCRIPTION OF PROPOSAL AND PROPERTY:									
Proposed Development on Gut. No's 98/6 & 98/7, situated at village - Umrli, Taluka - Panvel, Dist - Raigad									
OWNER'S NAME AND SIGN:									

OWNER'S NAME AND SIGN:				
SHRI ARVIND VISHWAKARMA				
ARCHITECT'S NAME AND SIGN:				
Ar. Sandeep Shinde				
Reg. No: CA/2010/50797				
DATE	DRAWN BY	CHECKED BY	SCALE	NORTH
03/09/2017	D.A.	S.S.	1:100	
Shop No- B/9, Pavanscot Co-Operative Housing Society, Plot No- 55, Sector- 21, Near Appaji School, Kharghar, New Mumbai - 410210				
Contact - +91 98336 86247, +91 98672 78919				
architects & interior designers				
email - augurdesign@gmail.com				



GROUND FLOOR PLAN  
SCALE - 1:100

4TH FLOOR BUILT UP AREA CALCULATIONS (BLDG-2)					
BLOCK	NUMBER OF	LENGTH (METER)	BREATH (METER)	AREA IN SQMT.	
1	2	33.200	15.400	511.280	
DEDUCTIONS (I)					
2	1	6.850	4.775	32.708	
3	1	2.800	2.175	6.090	
4	1	2.600	3.825	9.930	
5	2	2.500	1.575	7.875	
6	2	2.750	2.500	13.750	
7	2	5.350	2.500	26.750	
8	1	2.750	1.400	3.850	
9	1	2.750	3.825	10.519	
10	1	2.500	4.825	12.063	
11	1	7.000	4.075	28.525	
12	1	0.900	0.550	0.495	
13	1	0.750	1.650	1.238	
14	1	4.100	1.350	5.535	
15	1	3.850	2.500	9.625	
16	1	1.000	2.500	2.500	
17	1	1.650	0.750	1.238	
18	2	2.750	2.000	11.000	
19	1	2.400	2.800	6.720	
20	2	3.900	1.025	7.995	
21	2	3.900	1.025	7.995	
TOTAL					227.153
STAIRCASE (II)					
22	1	2.800	1.650	4.620	
23	1	0.950	0.950	0.903	
24	1	2.500	1.475	3.688	
25	2	2.300	0.375	1.725	
26	1	2.425	2.500	6.063	
27	1	2.425	2.500	6.063	
28	1	2.750	2.150	5.913	
TOTAL					30.758
TOTAL DEDUCTION (I) + (II)					257.910
NET AREA					253.370

4TH FLOOR BUILT UP AREA CALCULATIONS (BLDG-2)					
BLOCK	NUMBER OF	LENGTH (METER)	BREATH (METER)	AREA IN SQMT.	
1	2	33.200	15.400	511.280	
DEDUCTIONS (I)					
2	1	6.850	4.775	32.708	
3	1	2.800	2.175	6.090	
4	1	2.600	3.825	9.930	
5	2	2.500	1.575	7.875	
6	2	2.750	2.500	13.750	
7	2	5.350	2.500	26.750	
8	1	2.750	1.400	3.850	
9	1	2.750	3.825	10.519	
10	1	7.000	4.075	28.525	
11	1	0.900	0.550	0.495	
12	1	0.750	1.650	1.238	
13	1	4.100	1.350	5.535	
14	1	3.850	2.500	9.625	
15	1	1.000	2.500	2.500	
16	1	1.650	0.750	1.238	
17	2	2.750	2.000	11.000	
18	1	2.400	2.800	6.720	
19	2	3.900	1.025	7.995	
20	2	3.900	1.025	7.995	
TOTAL					47.040
STAIRCASE (II)					
21	1	2.800	1.650	4.620	
22	1	0.950	0.950	0.903	
23	1	2.500	1.475	3.688	
24	2	2.300	0.375	1.725	
25	1	2.425	2.500	6.063	
26	1	2.425	2.500	6.063	
27	1	2.750	2.150	5.913	
TOTAL					36.000
TOTAL DEDUCTION (I) + (II)					83.040
NET AREA					428.240

FLOOR AREA STATEMENT (BLDG-2)					
TYPE	BLDG NO.	FLOOR	BUILT UP AREA (SqM)	PERMISSIBLE BALCONY AREA (SqM)	TOTAL AREA (SqM)
PROPOSED BUILDING	2	GROUND	10.98	0.00	10.98
		FOURTH	253.37	38.00	291.37
			264.35	38.00	302.35
TOTAL PROPOSED BALCONY AREA					
			38.00	38.00	76.00
PERMISSIBLE BALCONY AREA (15% X NET BUILT UP AREA)					
			45.35	45.35	90.70

TERRACE AREA STATEMENT OF BUILDING NO 2					
TYPE	NUMBER OF	LENGTH (METER)	BREATH (METER)	AREA IN SQMT.	
1	2	33.200	15.400	511.280	
DEDUCTIONS (I)					
2	1	6.850	4.775	32.708	
3	1	2.800	2.175	6.090	
4	1	2.600	3.825	9.930	
5	2	2.500	1.575	7.875	
6	2	2.750	2.500	13.750	
7	2	5.350	2.500	26.750	
8	1	2.750	1.400	3.850	
9	1	2.750	3.825	10.519	
10	1	7.000	4.075	28.525	
11	1	0.900	0.550	0.495	
12	1	0.750	1.650	1.238	
13	1	4.100	1.350	5.535	
14	1	3.850	2.500	9.625	
15	1	1.000	2.500	2.500	
16	1	1.650	0.750	1.238	
17	2	2.750	2.000	11.000	
18	1	2.400	2.800	6.720	
19	2	3.900	1.025	7.995	
20	2	3.900	1.025	7.995	
TOTAL					41.525
TOTAL PROPOSED TERRACE AREA					41.525
TOTAL TERRACE AREA (20% X NET BUILT UP AREA)					50.668

DATE	DRAWN BY	CHECKED BY	SCALE	NORTH
03/09/2017	D.A.	S.S.	1:100	



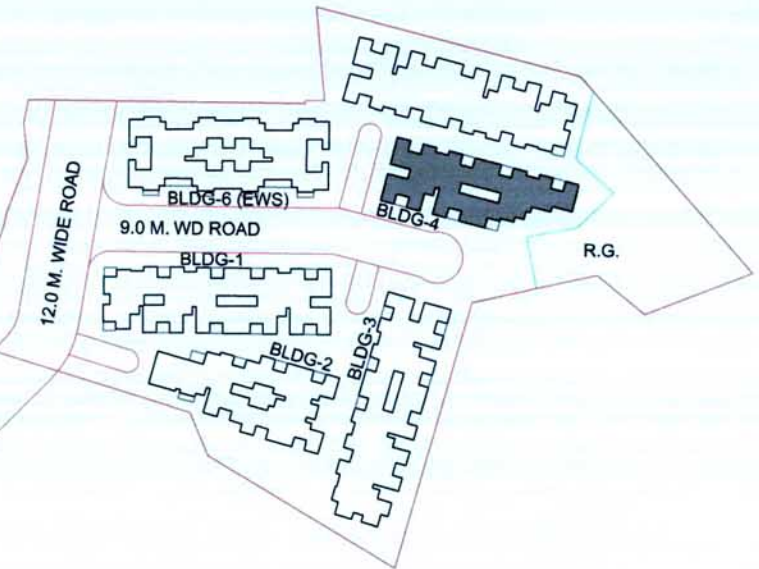
Shop No- B/9, Pavamcoot Co-Operative Housing Society,  
Plot No - 95, Sector - 21, Near Apejwaj School, Kharghar,  
Navi Mumbai - 410210  
Contact - +91 983936 86247, +91 96672 78919  
email - augurdesigns@gmail.com



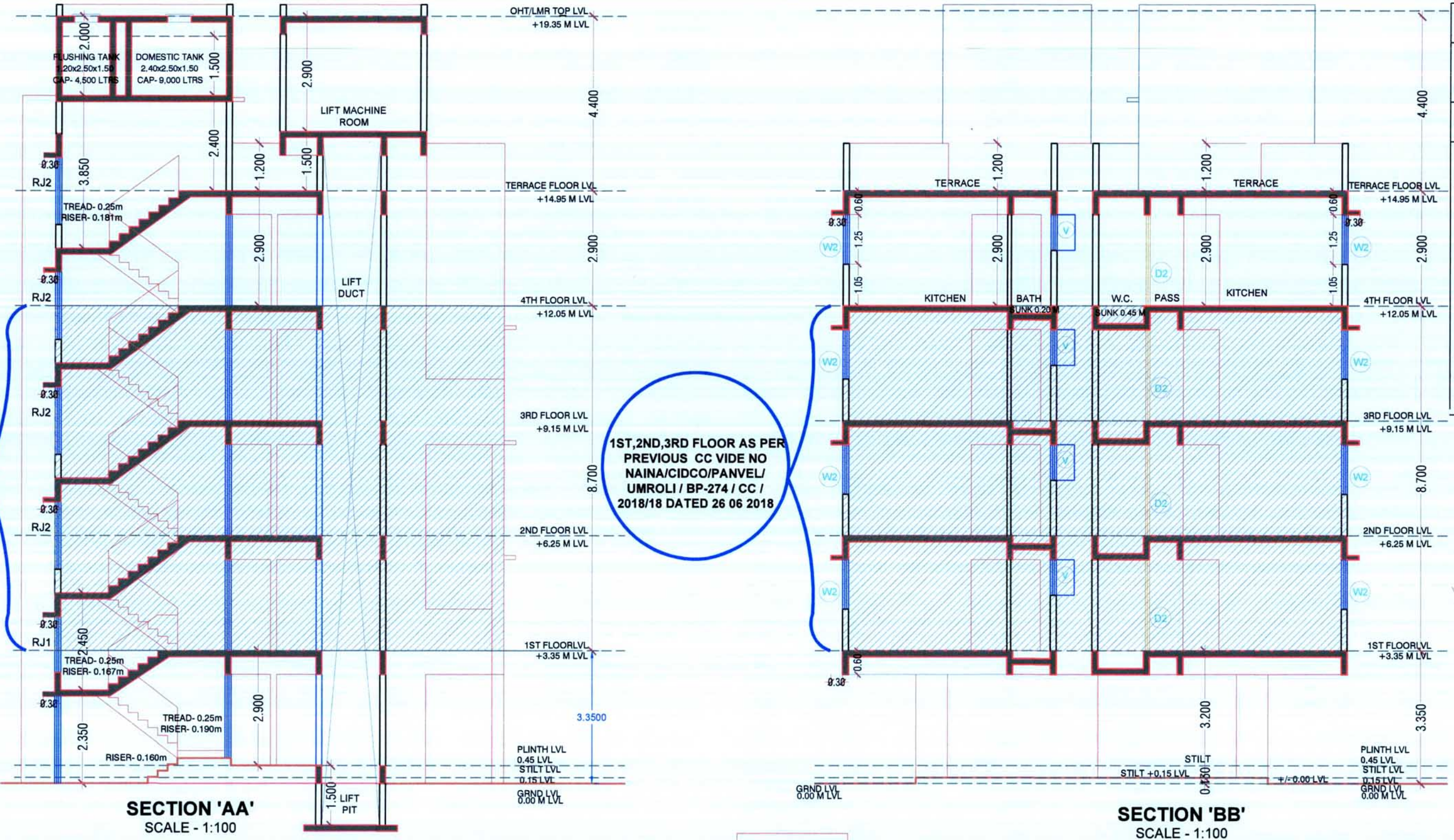
architects & interior designers



STAMP OF APPROVAL  
Approved subject to the condition mentioned in this office letter no. CIDCO/ NAINA/Panvel/Umrli/BP-274/ ACC/2021/75 Dated 25/01/2021

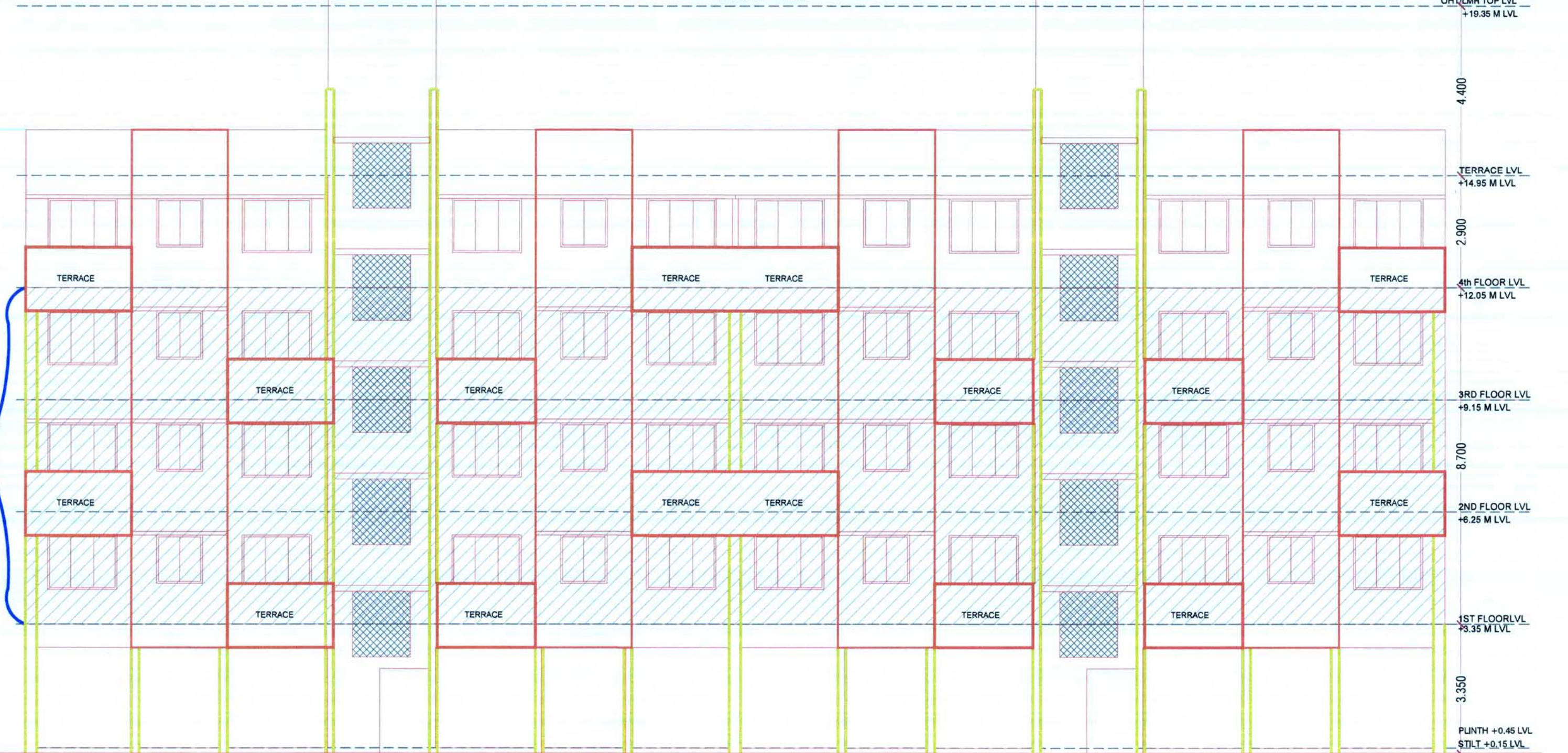


KEY PLAN  
SCALE - NTS

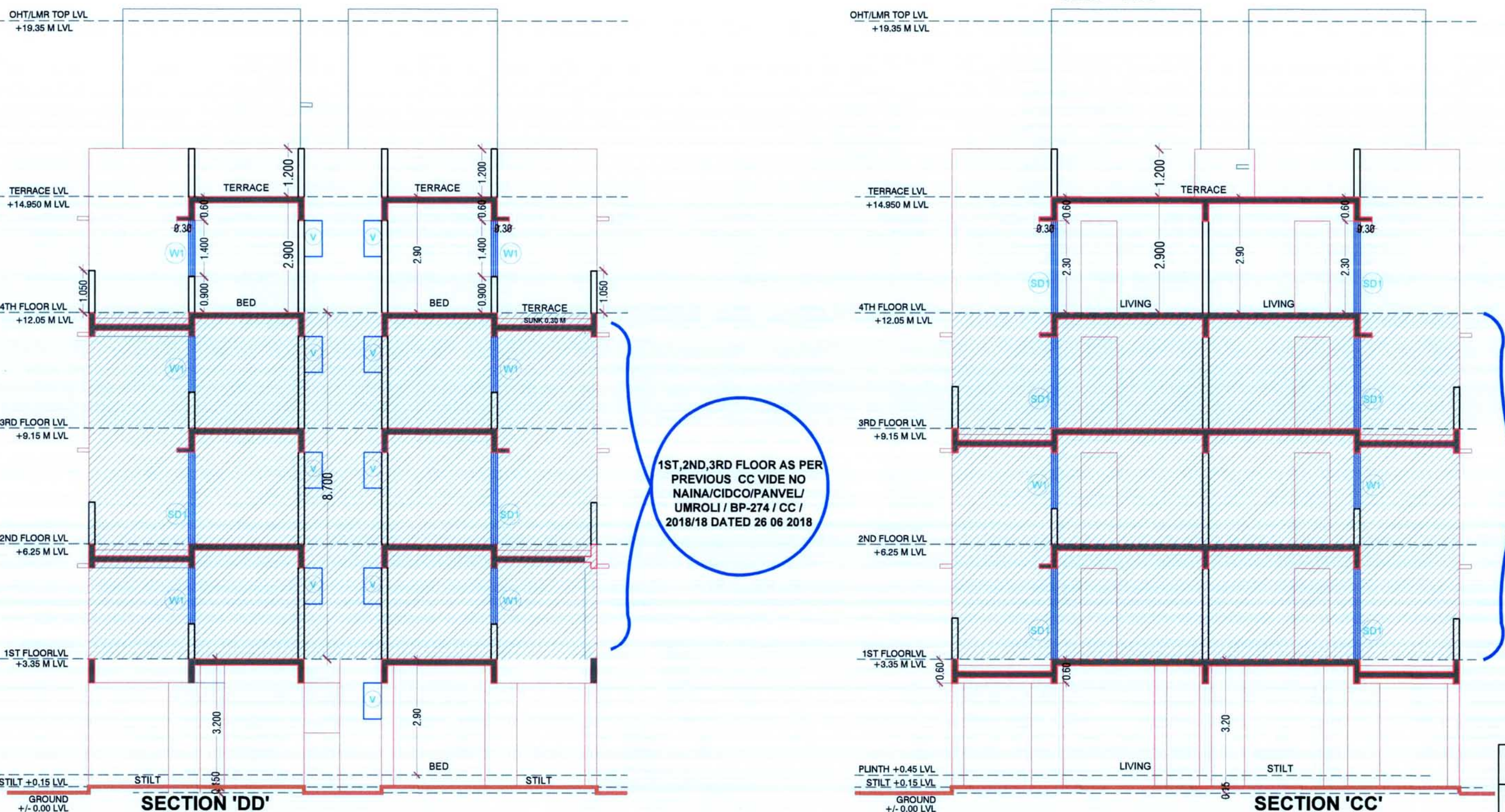


SECTION 'AA'  
SCALE - 1:100

SECTION 'BB'  
SCALE - 1:100

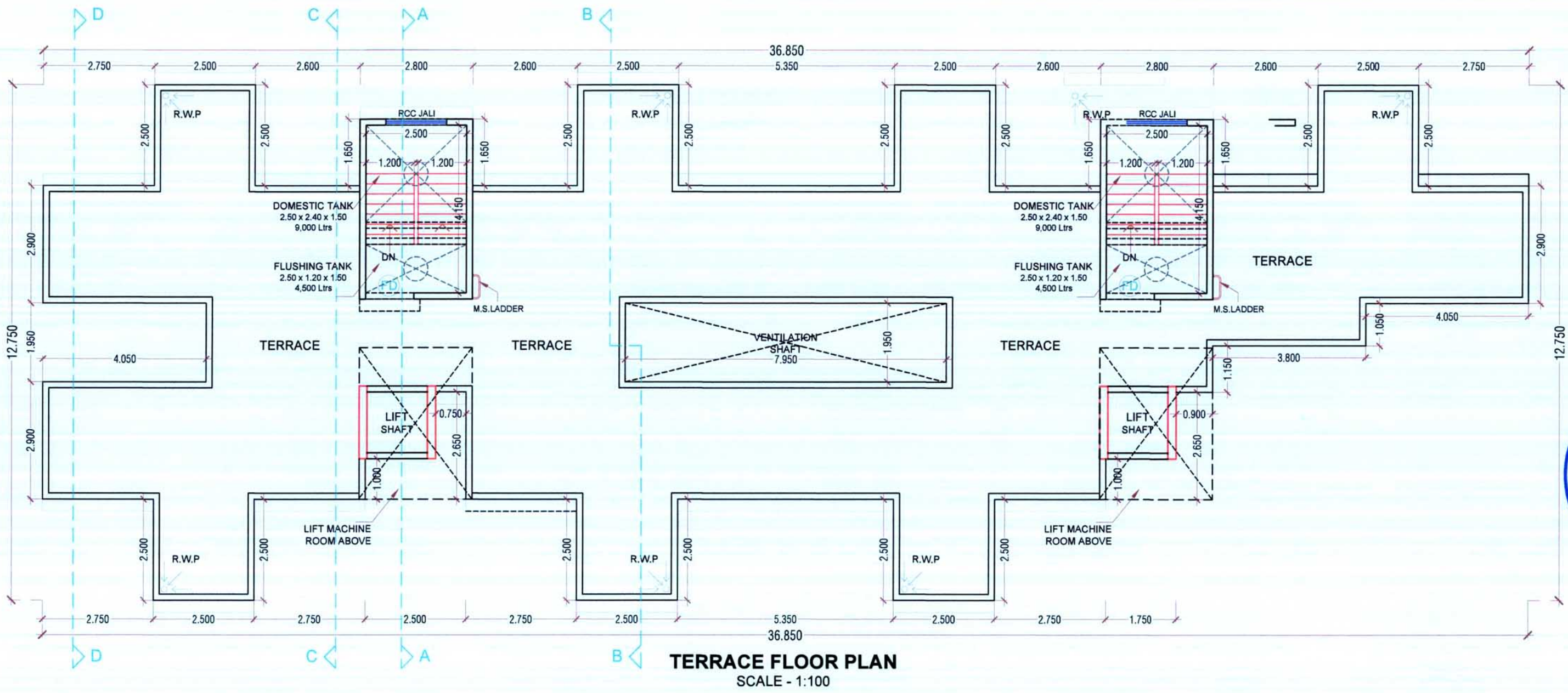


FRONT ELEVATION  
SCALE - 1:100

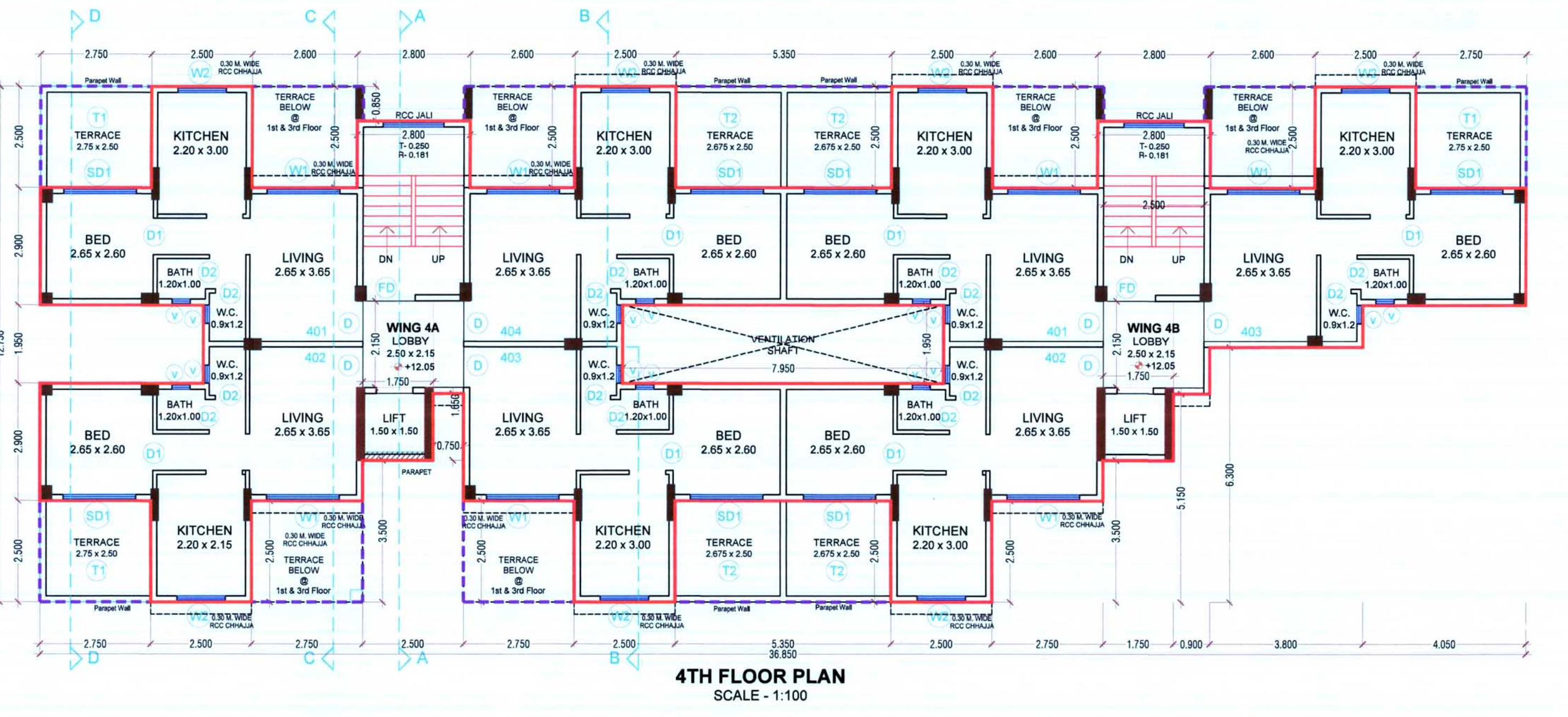


SECTION 'DD'  
SCALE - 1:100

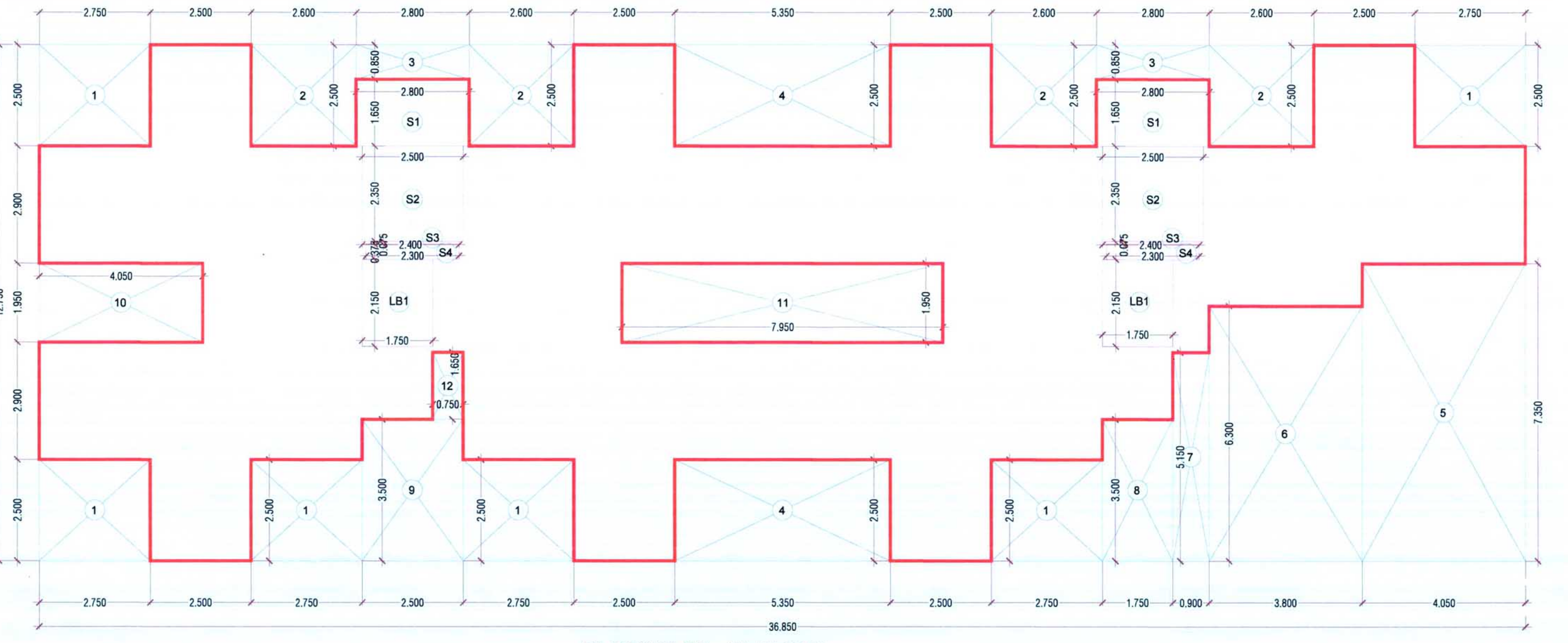
SECTION 'CC'  
SCALE - 1:100



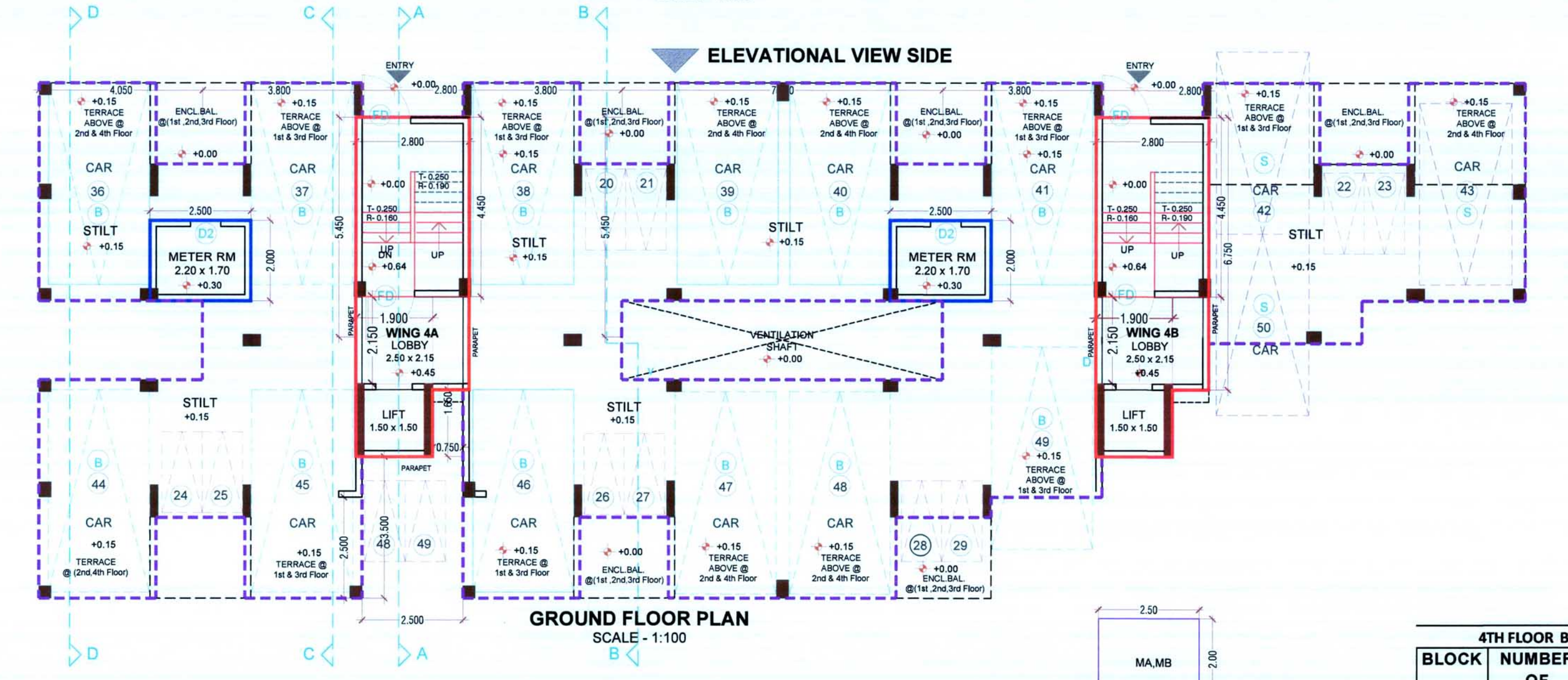
TERRACE FLOOR PLAN  
SCALE - 1:100



4TH FLOOR PLAN  
SCALE - 1:100



BLOCK PLAN - 4th FLOOR  
SCALE - 1:100



GROUND FLOOR PLAN  
SCALE - 1:100

ELEVATIONAL VIEW SIDE

BLOCK PLAN - METER ROOM  
SCALE - 1:100

METER ROOM BUILT UP AREA CALCULATIONS (BLDG-4)				
BLOCK	NUMBER OF	LENGTH (METER)	BREATH (METER)	AREA IN SQMT.
1	4	2	3	5=(2X3X4)
1	2	2.500	2.000	10.000
TOTAL =				10.000

GROUND FLOOR BUILT UP AREA CALCULATIONS (BLDG-4)				
BLOCK	NUMBER OF	LENGTH (METER)	BREATH (METER)	AREA IN SQMT.
1	2	2.800	8.400	47.040
DEDUCTIONS (I)				
1	2	0.900	1.650	2.970
TOTAL =				2.970

STAIRCASE (II)				
S1	2	2.800	4.450	24.920
S2	2	2.150	1.900	8.170
TOTAL =				33.090
TOTAL DEDUCTION (I) + (II)				36.060
SUBTOTAL : B				36.060
NET AREA	SUBTOTAL-A	-	SUBTOTAL-B	10.980
47.040	-	-	36.060	

4TH FLOOR BUILT UP AREA CALCULATIONS (BLDG-4)				
BLOCK	NUMBER OF	LENGTH (METER)	BREATH (METER)	AREA IN SQMT.
1	2	36.850	12.750	469.838
DEDUCTIONS (I)				
1	6	2.750	2.500	41.250
2	4	2.600	2.500	26.000
3	2	2.800	0.850	4.760
4	2	5.350	2.500	26.750
5	1	4.050	7.350	29.768
6	1	3.800	6.300	23.940
7	1	0.900	5.150	4.635
8	1	1.750	3.500	6.125
9	1	2.500	3.500	8.750
10	1	4.050	1.950	7.898
11	1	7.950	1.950	15.503
12	1	0.750	1.650	1.238
TOTAL =				196.615

STAIRCASE (II)				
S1	2	2.800	1.650	9.240
S2	2	2.500	2.350	11.750
S3	2	2.400	0.075	0.360
S4	2	2.300	0.375	1.725
LB1	2	1.750	2.150	7.525
TOTAL =				30.600
TOTAL DEDUCTION (I) + (II)				227.215
SUBTOTAL : B				227.215
NET AREA	SUBTOTAL-A	-	SUBTOTAL-B	242.623
469.838	-	-	227.215	

FLOOR AREA STATEMENT (BLDG-4)									
TYPE.	BLDG NO.	FLOOR	BUILT UP AREA (SqM)	PERMISSIBLE BALCONY AREA (SqM) @15%	ENCLOSED	OPEN	TOTAL PROPOSED TERRACE AREA (SqM)	PERMISSIBLE TERRACE AREA (SqM) @20%	PROPOSED TERRACE AREA (SqM)
PROPOSED BUILDING AREA	4	GROUND	10.98	1.647	0.000	0.000	0.000	2.196	0.000
		FOURTH	242.623	36.393	0.000	0.000	0.000	48.525	47.375
			253.603	38.0405	0.000	0.000	0.000	50.721	47.375

TERRACE AREA STATEMENT OF BUILDING NO 4				
FOURTH FLOOR	TERRACE TYPE	NUMBER OF	LENGTH (METER)	BREATH (METER)
		1	2	3
		2	3	4
		3	2.75	2.5
		4	2.675	2.5
SUBTOTAL				47.375
TOTAL PROPOSED TERRACE AREA				47.375
PERMISSIBLE TERRACE AREA (20% X NET BUILT UP AREA )				48.525

SCHEDULE OF DOORS AND WINDOWS BUILDING NO 4				
TYPE	SIZE (m)	AREA (SqM)	SILL LVL (m)	DESCRIPTION
D1	1.00 x 2.30	2.300	0.000	TEAKWOOD PANELLED DOOR
D2	0.90 x 2.30	2.070	0.000	LAMINATED FLUSH DOOR
SD1	0.75 x 2.30	1.725	0.000	LAMINATED FLUSH DOOR
SD2	1.80 x 2.30	4.140	0.000	ALUMINIUM SLIDING DOOR
SD3	1.20 x 2.30	2.760	0.000	ALUMINIUM SLIDING DOOR
FD	1.20 x 2.30	2.760	0.000	FIRE RATED FLUSH DOOR
W1	1.80 x 1.40	2.520	0.000	ALUMINIUM SLIDING WINDOW
W2	1.20 x 1.25	1.500	1.050	ALUMINIUM SLIDING WINDOW
RJ1	1.50 x 1.40	2.100	0.600	RCC JALI
RJ2	1.50 x 1.70	2.550	0.600	RCC JALI
V	0.45 x 0.90	0.405	1.400	GLASS LOUVERS

TENEMENT AREA STATEMENT - SALE(BLDG-4)								
BLDG NO	WING	FLAT NO	UNITS	CARPET AREA (SqM)	BALCONY AREA (SqM)	TERRACE AREA (SqM)	B/U P AREA (SqM)	
4	4A	4TH FLR						
		401	1	30.268	0	0	6.875	33.301
		402	1	30.925	0	0	6.875	33.301
		403	1	44.476	0	0	6.687	33.084
		404	1	44.476	0	0	6.687	33.084
	4B	TOTAL WING-A	4	150.145	0.000	0.000	27.124	132.770
		4TH FLR						
		401	1,000	30.268	0	0	6.687	33.466
		402	1,000	30.268	0	0	6.687	33.084
		403	1,000	30.268	0	0	6.875	33.558
	TOTAL WING-B		3	300.804	0.000	0.000	20.249	232.918
	TOTAL FLAT(A+B)		7	240.949	0.000	0.000	47.373	232.918

LIGHT & VENTILATION STATEMENT OF BUILDING NO 4				
ROOM	ROOM SIZE (SqM)	CARPET AREA (SqM)	1/6TH REQ. (SqM)	AREA PROVIDED (SqM)
LIVING	2.65 x 3.65	9.673	1.612	2.520
KITCHEN	2.20 x 2.75	6.050	1.008	1.500
BED	2.65 x 1.60	4.240	0.708	1.500
BATH	1.20 x 1.00	1.200	0.200	0.405
W.C.	0.90 x 1.20	1.080	0.180	0.405

CONTENT OF SHEET

- BUILDING FLOOR PLANS, LINE DIAGRAM AND CALCULATION
- BALCONY, TERRACE AREA STATEMENT
- FLOOR AREA STATEMENT, TENEMENT AREA STATEMENT
- SECTIONS, KEY PLAN
- SCHEDULE OF DOORS AND WINDOWS, LIGHT & VENTILATION

DESCRIPTION OF PROPOSAL AND PROPERTY:

Proposed Development on Gut.No's 98/6 & 98/7, situated at village - Umrli, Taluka - Panvel, Dist - Raigad

OWNER'S NAME AND SIGN:

SHRI ARVIND VISHWAKARMA

ARCHITECT'S NAME AND SIGN:

Ar. Sandeep Shinde  
Reg. No: CA/2010/50797

DATE	DRAWN BY	CHECKED BY	SCALE	NORTH
27/12/2020	D.A.	S.S.	1:100	

**augur** architects & interior designers  
Shop No-B/9, Pavanscot Co-Operative Housing Society, Plot No-55, Sector-21, Near Apeejay School, Kharghar, New Mumbai - 410210  
Contact: +91 98038 86247, +91 98072 78919  
email: augurdesigns@gmail.com



SHEET TITLE:

BUILDING NO. - 6

FILE NO:274/AMM

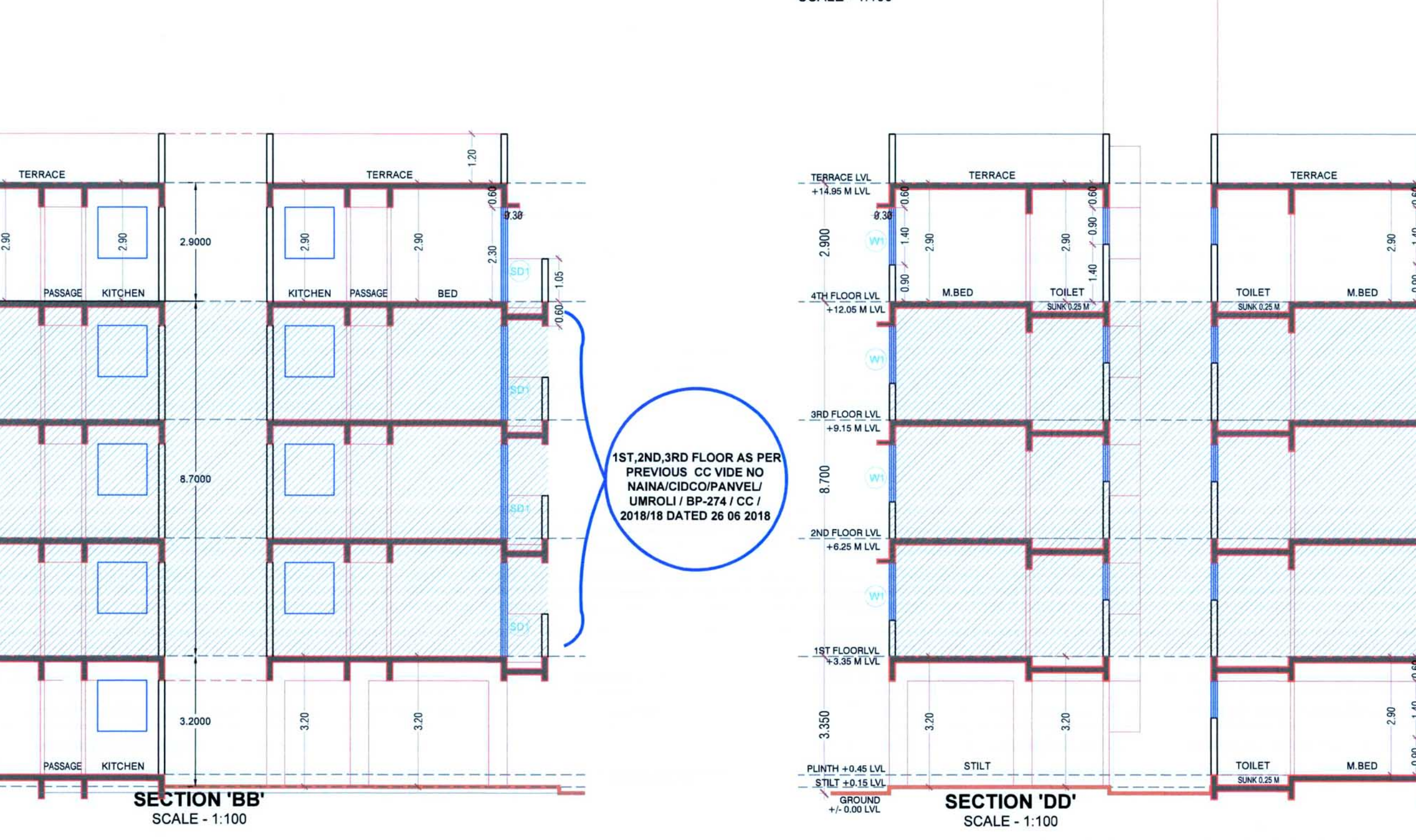
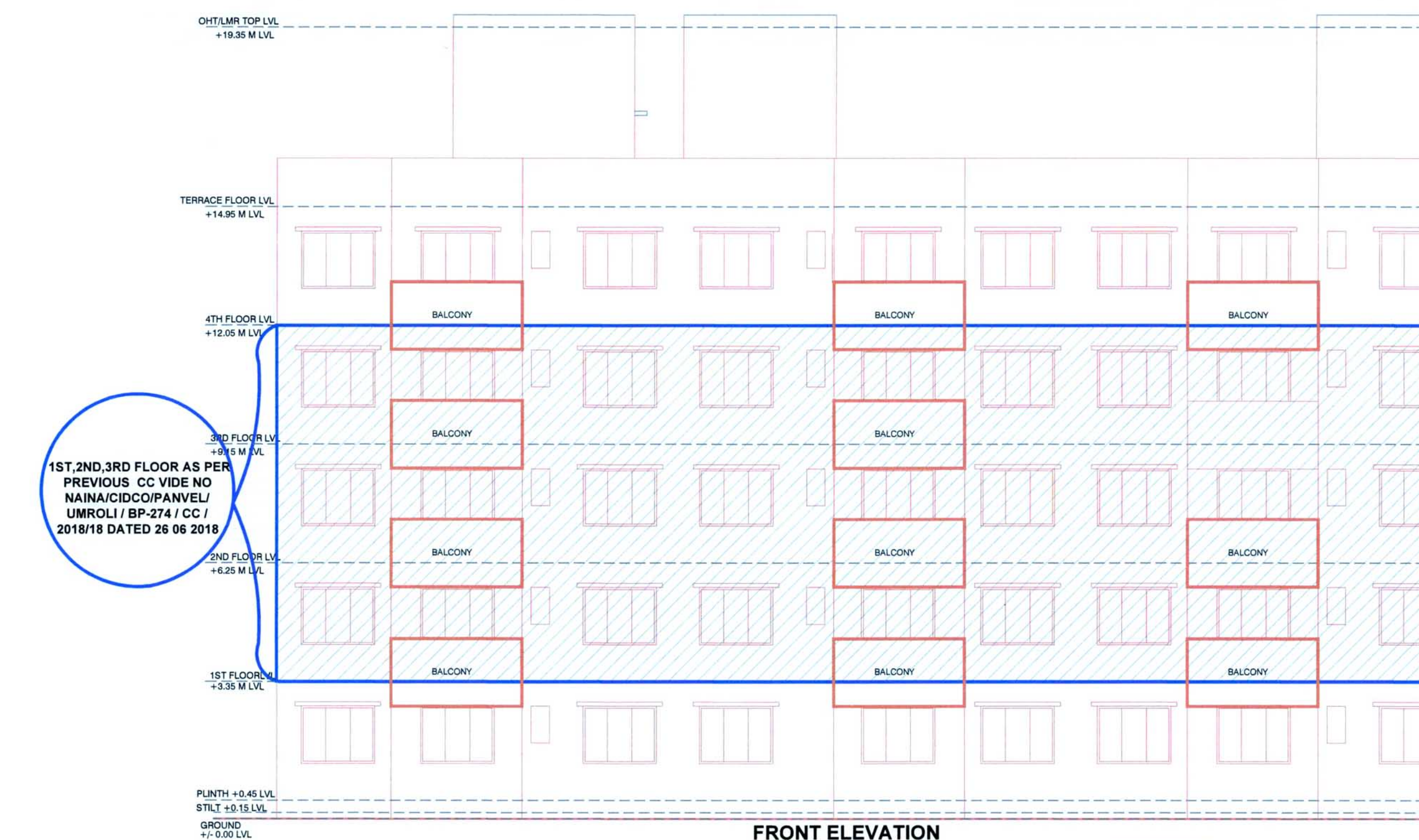
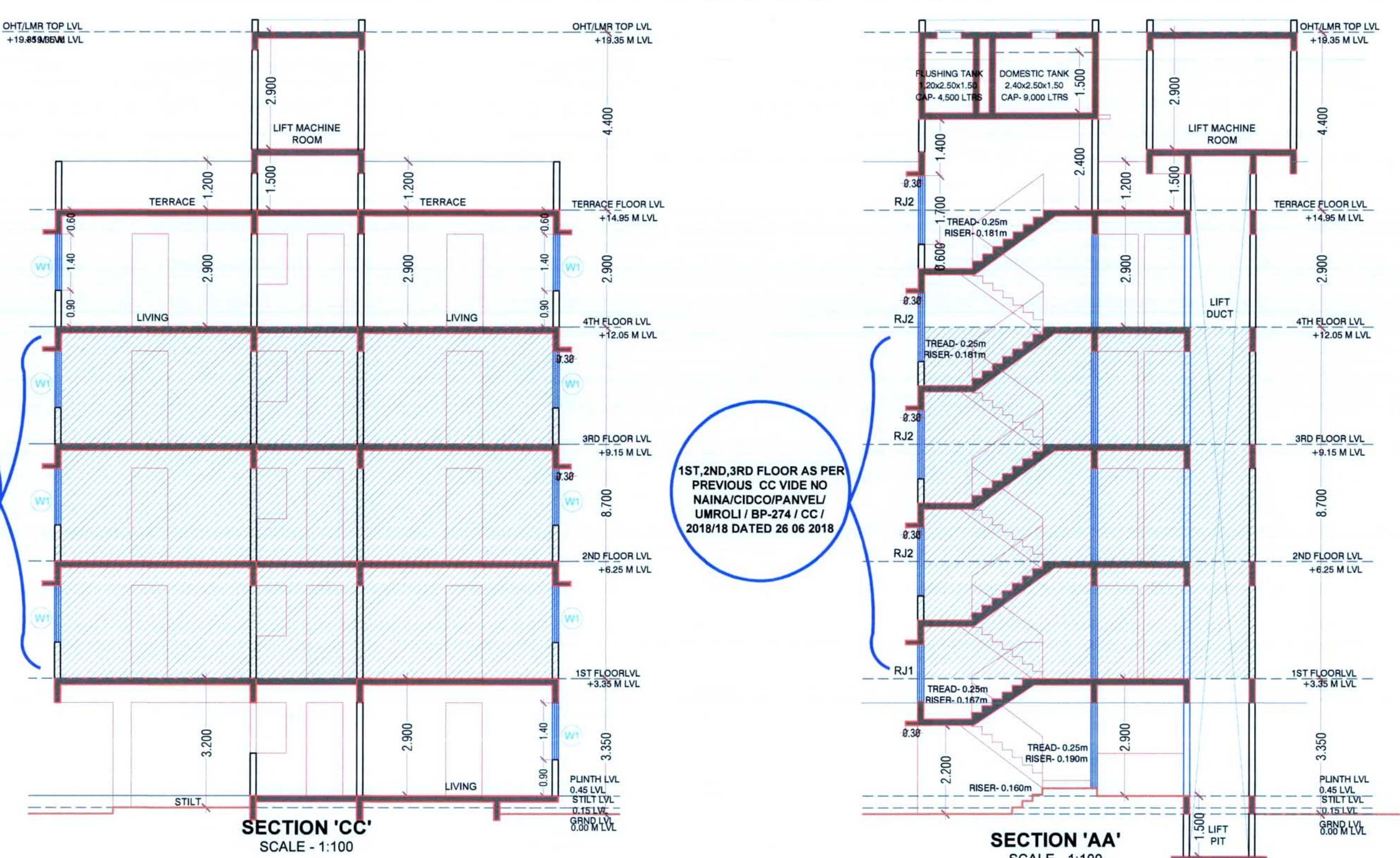
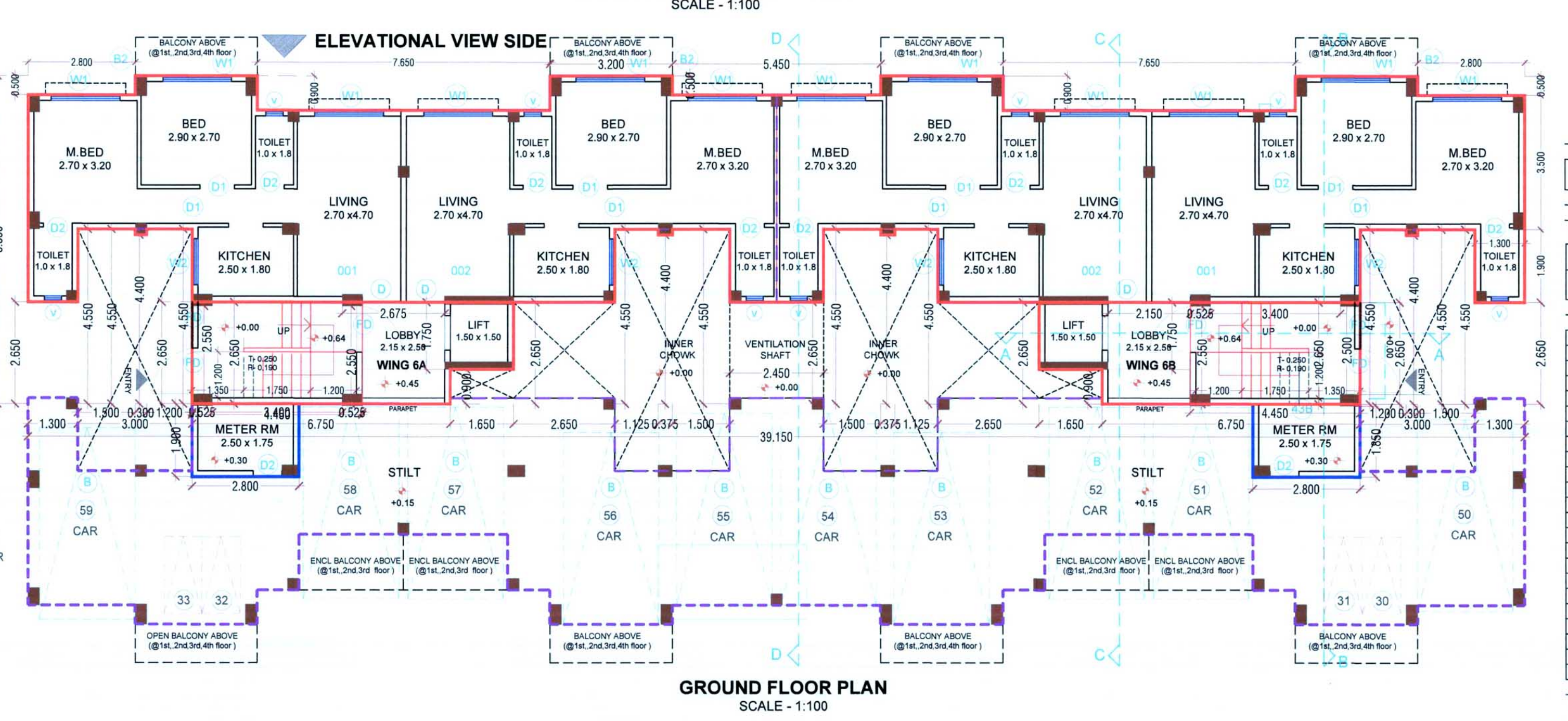
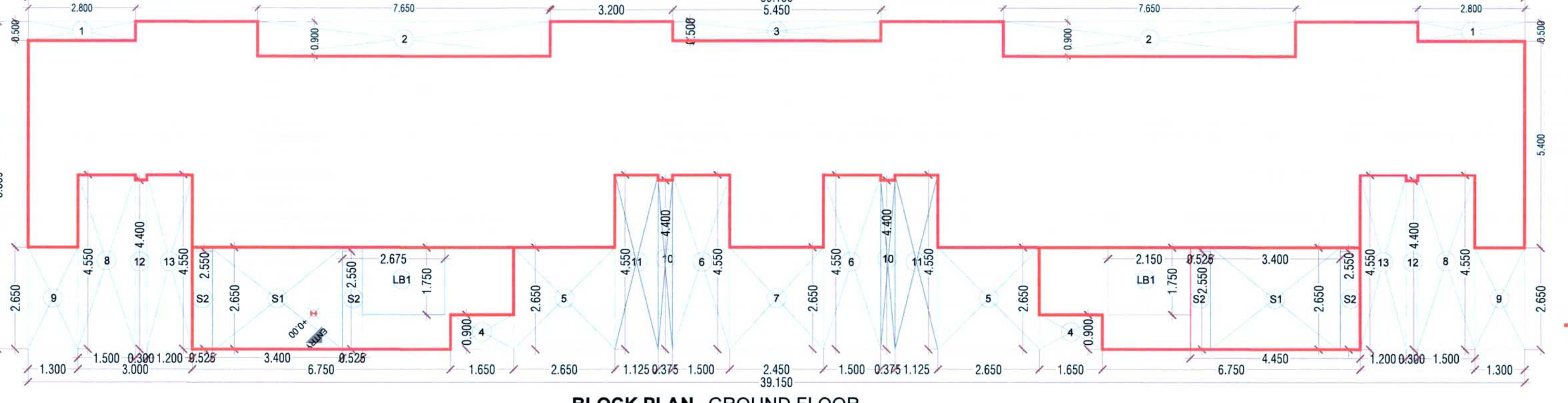
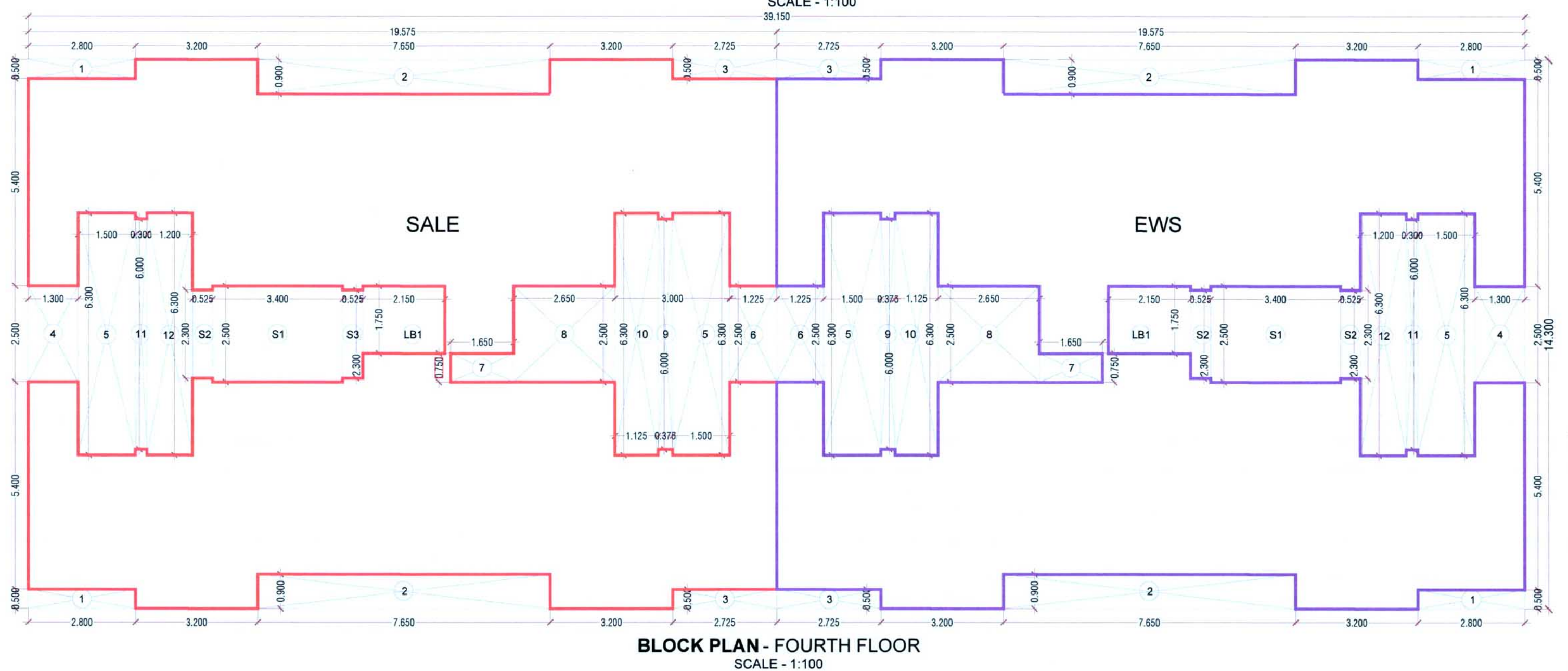
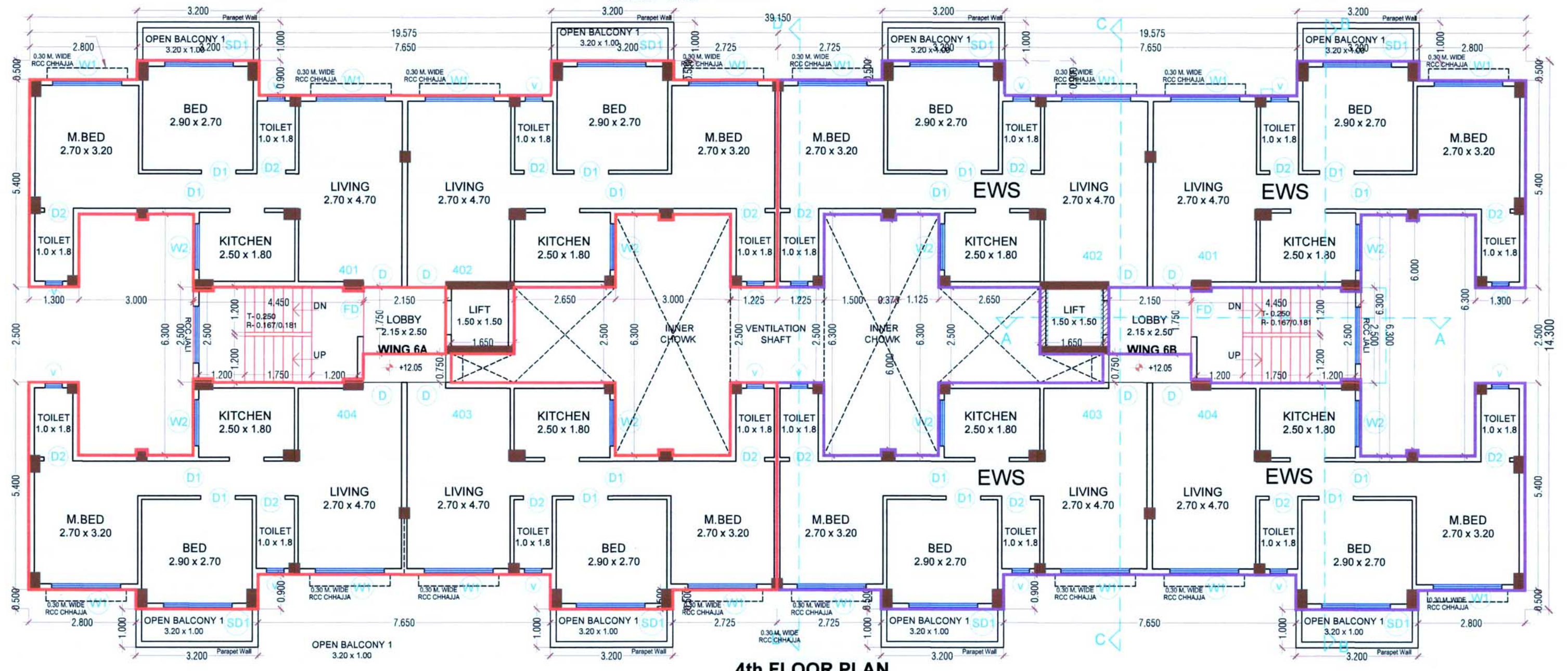
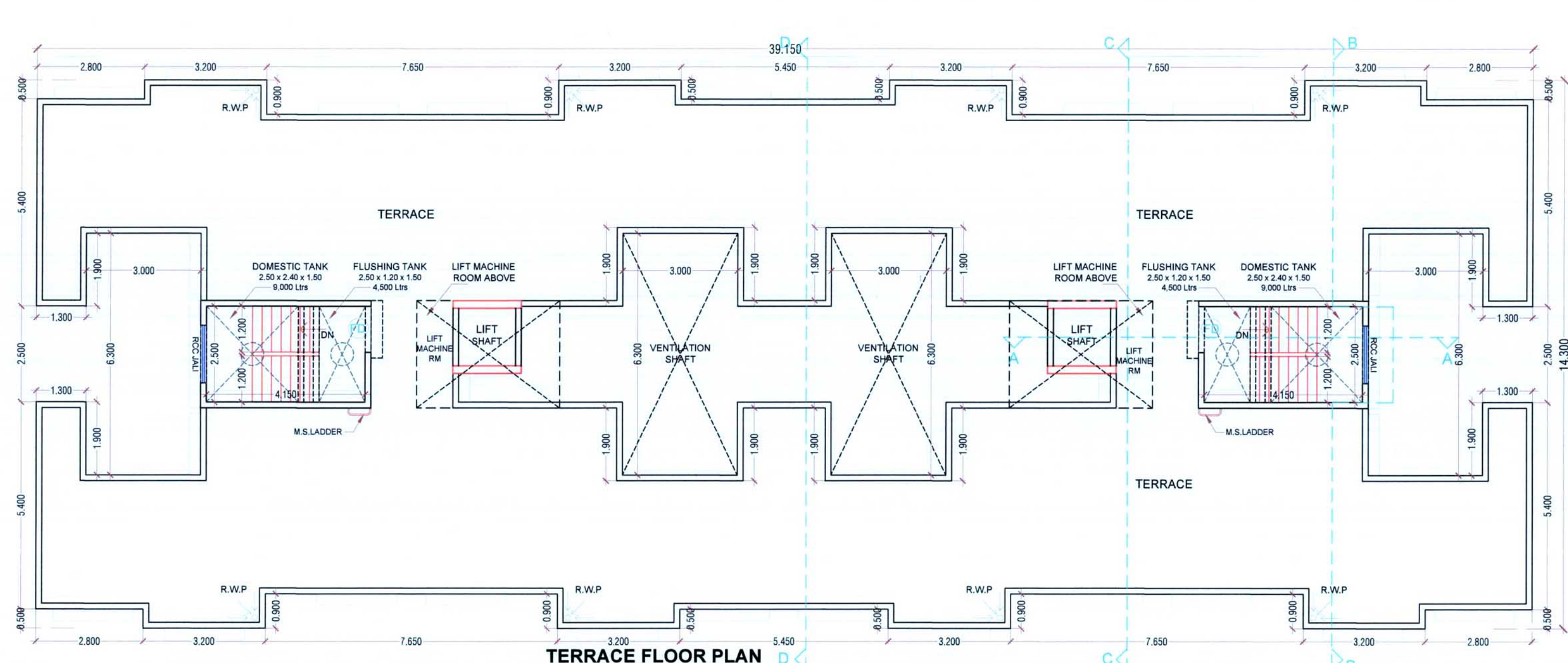
SHEET NO: 8/8

STAMP OF APPROVAL

Approved subject to the condition mentioned in this office letter no. CIDCO/ NAINA/Panel/Umrli/BP-274/ ACC/2021/75 Dated 25/01/2021

KEY PLAN

SCALE - NTS



</

SCHEDULE OF DOORS AND WINDOWS BUILDING NO 6

TYPE	SIZE (m)	AREA (SqM)	DESCRIPTION
D	1.00 x 2.30	2.300	TEAKWOOD PANELLED DOOR
D1	0.90 x 2.30	2.070	0.000 LAMINATED FLUSH DOOR
D2	0.75 x 2.30	1.725	0.000 LAMINATED FLUSH DOOR
D3	1.80 x 2.30	4.140	0.000 ALUMINIUM SLIDING DOOR
D4	1.20 x 2.30	2.760	0.000 ALUMINIUM SLIDING DOOR
D5	1.20 x 2.30	2.760	0.000 FIRE RATED SLIDING DOOR
D6	1.80 x 1.40	2.520	0.000 ALUMINIUM SLIDING WINDOW
D7	1.20 x 1.25	1.500	1.000 ALUMINIUM SLIDING WINDOW
D8	1.50 x 1.40	2.100	0.000 REC JALI
D9	1.50 x 1.70	2.550	0.000 REC JALI
D10	0.45 x 0.90	0.405	1.400 GLASS LOUVERS

LIGHT & VENTILATION STATEMENT OF BUILDING NO 6

ROOM	ROOM SIZE (SqM)	CARPET AREA (SqM)	1/6TH REQ. AREA (SqM)	AREA PROVIDED (SqM)
LIVING	2.75 x 4.70	12.690	2.115	2.520
KITCHEN	2.50 x 1.80	4.500	0.750	1.500
BED	2.90 x 2.70	7.830	1.300	2.520
M.BED	2.70 x 3.20	8.640	1.440	2.520
TOILET	1.00 x 1.80	1.800	0.300	0.405

FOURTH FLOOR

ROOM	ROOM SIZE (SqM)	CARPET AREA (SqM)	1/6TH REQ. AREA (SqM)	AREA PROVIDED (SqM)
LIVING	2.75 x 4.70	12.690	2.115	2.520
KITCHEN	2.50 x 1.80	4.500	0.750	1.500
BED	2.90 x 2.70	7.830	1.300	2.520
M.BED	2.70 x 3.20	8.640	1.440	2.520
TOILET	1.00 x 1.80	1.800	0.300	0.405

CONTENT OF SHEET

1. BUILDING FLOOR PLANS, LINE DIAGRAM AND CALCULATION

2. BALCONY, TERRACE AREA STATEMENT

3. FLOOR AREA STATEMENT, TENEMENT AREA STATEMENT

4. SECTIONS, KEY PLAN

5. SCHEDULE OF DOORS AND WINDOWS, LIGHT & VENTILATION

DESCRIPTION OF PROPOSAL AND PROPERTY:

Proposed Development on Gut.No's 98/6 & 98/7, situated at village - Umrli, Taluka - Panvel, Dist - Raigad

OWNER'S NAME AND SIGN:

SHRI ARVIND VISHWAKARMA

Ar. Sandeep Shinde  
Reg. No: CA/2010/50797

DATE

DRAWN BY

CHECKED BY

SCALE

NORTH

27/12/2020

D.A.

S.S.

1:100

Shop No: B/9, Pawanscot Co-Operative Housing Society,  
Plot No - 65, Sector - 21, Near Apeyaji School, Kharghar,  
New Mumbai - 410210  
Contact - +91 98336 86247, +91 98672 78919  
email - augurdesigns@gmail.com

architects & interior designers