MASTER LAYOUT
SCALE 1:250

LOCATION PLAN
SCALE = 1:500

AREA STATEMENT AS PER 7 / 12		
PROPOSED RENTAL HOUSING SCHEME GUT NO 187,188,190, AT VILLAGE - KHOLKHE TAL - PANVEL, DIST - RAIGAD		
SR. NO	GUT NO	AREA IN SQ.M.
01	187	9,990.000
02	188	6,100.000
03	190	2,230.000
	TOTAL	18,320.00

BUILT UP AREA SUMMARY [RENTAL BLDG.]	
FLOORS	RENTAL BLDG. 01
	B.U.AREA
GR. FLOOR	644.21
1st FLOOR	592.19
2nd FLOOR	592.19
3rd FLOOR	592.19
4th FLOOR	592.19
5th FLOOR	592.19
6th FLOOR	592.19
7th FLOOR	592.19
8th FLOOR (REFUGE)	454.86
9th FLOOR	592.19
10th FLOOR	592.19
11th FLOOR	592.19
12th FLOOR	592.19
TOTAL BUA	7113.16

BUILT UP AREA SUMMARY [SALE BLDG.]		
FLOORS	BLDG.02 (WING-C)	BLDG-01 WING (A & B)
	B.U.AREA	B.U.AREA
GR. FLOOR	0.00	0.00
1st FLOOR	0.00	0.00
2nd FLOOR	0.00	0.00
3rd FLOOR	0.00	0.00
4th FLOOR	0.00	0.00
5th FLOOR	0.00	0.00
6th FLOOR	0.00	0.00
7th FLOOR	0.00	0.00
8th FLOOR (REFUGE)	583.27	604.92
9th FLOOR	792.21	791.21
10th FLOOR	0.00	791.21
11th FLOOR	0.00	791.21
12th FLOOR	0.00	791.21
TOTAL BUA	1375.48	4819.98
TOTAL SALE BUILT UP AREA (A + B & C)		5229.94

RECREATION GROUND AREA STATEMENT	
SALE	
REQUIRED (8% OF PLOT AREA=11519.05 X 8%)	920.52
R.G. AREA PROVIDED	1024.10
RENTAL	
REQUIRED (8% OF PLOT AREA = 3835.31 X 8%)	306.80
R.G. AREA PROVIDED	313.51
AMENITY AREA STATEMENT	
AMENITY AREA STATEMENT	
AMENITY (5% OF PLOT AREA=16150.56 X5%)	807.53
AMENITY AREA PROVIDED	810.51
RENTAL	
REQUIRED AMENITY	201.88
AMENITY PROVIDED	211.42
SALE	
REQUIRED AMENITY	605.65
AMENITY PROVIDED	605.83

No. Of trees proposed to be planted		
	REQ. TREES	
	SALE	RENTAL
For R.G. Area (5 trees per 100 sqm.)	51	16
ON Plot Area (one tree every 100 sqm.)	15	38
TOTAL NO. OF TREES TO BE PLANTED	66	54
TOTAL NO. OF TREES PROPOSED	120	

SALE BUILDING

BLDG.TYPE		OCCUPANCY	FLAT NOS	REQ.PARKING
BUILDING 02	TYPE - C	1 TENEMENTS WITH CARPET AREA EXCEEDING 45.50 M. BUT NOT EXCEEDING 70.50 M.	21	21
		1/2 TENEMENTS WITH CARPET AREA EXCEEDING 60.50 M		
BUILDING 01	TYPE - A	2 TENEMENTS WITH CARPET AREA EXCEEDING 30.50 M. EACH	1	1
		1 TENEMENTS WITH CARPET AREA EXCEEDING 45.50 M. BUT NOT EXCEEDING 60.50 M.	19	19
		1/2 TENEMENTS WITH CARPET AREA EXCEEDING 60.50 M		
	TYPE - B	2 TENEMENTS WITH CARPET AREA EXCEEDING 30.50 M. EACH	20	10
		1 TENEMENTS WITH CARPET AREA EXCEEDING 45.50 M. BUT NOT EXCEEDING 60.50 M.	20	20
		1/2 TENEMENTS WITH CARPET AREA EXCEEDING 60.50 M		
		2 TENEMENTS WITH CARPET AREA EXCEEDING 30.50 M. EACH	14	07
		TOTAL PARKING		79
		REQUIRED VISITORS PARKING 10%		08
		TOTAL REQUIRED SALE PARKINGS		87
		TOTAL PROVIDE SALE PARKINGS		173
TOTAL REQUIRED TWO WHEELER PARKING PARKING 10% SPACES				12
TOTAL PROVIDE TWO WHEELER PARKING PARKING 10% SPACES				182
SALE REQUIRD SMALL CARS 50% SPACES				392
SALE PROVIDE SMALL CARS 50% SPACES				782

RENTAL BUILDING

4 TENEMENTS HAVING CARPET AREA UPTO 30.50 M. EACH		81	21
1 CAR PARKING SPACE FOR EVERY 100 SQ.MT. OF FLOOR AREA UPTO 300 SQ.MT.		139.22	4
TOTAL PARKING			25
REQUIRED VISITORS PARKING 10%			11
TOTAL REQUIRED PARKINGS			36
TOTAL PROVIDE PARKINGS			124
TOTAL REQUIRED TWO WHEELER PARKING PARKING 10% SPACES			12
TOTAL PROVIDE TWO WHEELER PARKING PARKING 10% SPACES			21

BALCONY AREA STATEMENT							
WING A&B							
FLOORS	PERMISSIBLE BALCONY AREA	PROPOSED BALCONY		TOTAL BAL AREA	NO. FLOORS	TOTAL PER. BAL AREA	TOTAL PROPOSED BAL. AREA
		EXCL.	PROJECTED				
[9TH TO 12TH]	29.66	0	49.77	49.77	4	118.64	199.08
8TH FLOOR	69.27	0	49.46	49.46	1	69.27	49.46
WING C							
FLOORS	PERMISSIBLE BALCONY AREA	PROPOSED BALCONY		TOTAL BAL.	NO. FLOORS	TOTAL PER. BAL	TOTAL PROPOSED
		EXCL.	PROJECTED				
9TH	70.9758	31.53	36.34	67.87	1	70.9758	67.87
8TH FLOOR	68.42	30.45	35.54	65.99	1	68.42	65.99

TENAMENT STATEMENT [RENTAL BLDG.]								
BLDG. NO.	BALWADI (1/200 UNITS)		WELFARE CENTER (1/200 UNITS)		MANAGER ROOM (1/200 UNITS)		SHOPS
	REQ. SIZE (100 SQ.FT.)	PROP. SIZE (164.2550 SQ.FT.)	REQ. SIZE (100 SQ.FT.)	PROP. SIZE (164.2550 SQ.FT.)	REQ. SIZE (100 SQ.FT.)	PROP. SIZE (164.2550 SQ.FT.)	
BLDG. A1	3	3	3	3	1	1	8
TOTAL	4	4	4	4	1	1	8

TENEMENT AREA STATEMENT (SALE TYPE C)						
FLOOR NO.	FLAT NO.	CARPET AREA IN SQ.MT.	BAL. C. AREA IN SQ.MT.		NICHE AREA IN SQ.MT.	BUILT UP AREA IN SQ.MT.
			ENCL.	PROJECTED		
TYPICAL FLOOR 8TH	1	57.13	3.15	3.20	6.46	62.60
	2	55.18	-	5.21	5.62	61.00
	3	55.18	-	2.33	8.12	61.00
	4	55.90	-	2.33	7.73	61.00
	5	38.92	3.05	5.73	3.28	42.25
	6	55.15	-	5.21	5.62	61.00
	7	55.15	-	5.21	5.62	61.00
	8	57.03	3.15	3.20	6.46	62.60
	9	57.03	3.15	3.20	6.46	62.60
	10	55.88	-	5.21	5.77	62.03
	11	55.88	-	5.21	5.77	62.03
	12	57.03	3.15	3.20	6.46	62.60
TOTAL		655.16	15.74	49.24	75.95	722.51

TENEMENT AREA STATEMENT (SALE TYPE C)						
FLOOR NO.	FLAT NO.	CARPET AREA IN SQ.MT.	BAL. C. AREA IN SQ.MT.		NICHE AREA IN SQ.MT.	BUILT UP AREA IN SQ.MT.
			ENCL.	PROJECTED		
8TH (REFUGE FLOOR)	1	57.13	3.15	3.20	5.46	62.60
	2	55.18	-	5.21	5.62	61.00
	3	55.18	-	2.33	8.12	61.00
	4	55.90	-	2.33	7.73	61.00
	5	REFUGE AREA				
	6					
	7	55.15		5.21	5.62	61.00
	8	57.03	3.15	3.20	5.46	62.60
	9	57.03	3.15	3.20	5.46	62.60
	10	55.88	-	5.21	5.77	62.03
	11	55.88		5.21	5.77	62.03
	12	57.03	3.15	3.20	5.46	62.60
TOTAL		563.09	12.74	38.90	64.46	619.26

RENTAL BUILDING						
FLOOR	SALEABLE	UNIT OF 30.50 SQ.FT.	BALCONY OF 10.50 SQ.FT.	NO. OF UNIT OF 15.50 SQ.FT.	MANAGER ROOM	NICHE UNIT
GROUND FLOOR	0.000	0.000	164.25 (1)	164.25 (1)	164.25 (1)	0.000
TYPICAL FLOOR 1ST TO 7TH & 9TH TO 12TH FLOOR	0.000	287.000	0.000	0.000	0.000	287.000
REFUGE FLOOR 8TH	0.000	13.000	0.000	0.000	0.000	13.000
TOTAL	0.000	300.000	0.000	0.000	0.000	300.000
SALE BUILDING						
(WING-A)		(WING-B)		(WING-C)		
FLOOR	NICHE UNIT	FLOOR	NICHE UNIT	FLOOR	NICHE UNIT	
GROUND FLOOR	0.000	GROUND FLOOR	0.000	GROUND FLOOR	0.000	
1st FLOOR TO 7TH	0.000	1st FLOOR TO 7TH	0.000	1st FLOOR TO 7TH	0.000	
9TH TO 12TH	12.000	9TH TO 12TH	30.000	9TH	12.000	
8TH	7.000	8TH	6.000	8TH	10.000	
TOTAL	19.000	TOTAL	36.000	TOTAL	22.000	
TOTAL NO. OF SHOPS=			8.000			
TOTAL NO. OF UNIT (RENTAL)=			300.000			
TOTAL NO. OF UNIT (SALE BUILDING)=			53.000			

TENEMENT AREA STATEMENT (SALE TYPE A)						
FLOOR NO.	FLAT NO.	CARPET AREA (SQ. M.)	BALCONY (SQ.M.)		NICHE AREA (SQ.M.)	BUILT UP AREA (SQ.M.)
			ENCL.	PROJECTED		
TYPICAL FLOOR (9TH TO 12TH)	1	58.75	-	3.20	5.46	63.32
	2	37.85	-	3.80	2.90	41.77
	3	37.85	-	3.80	2.90	41.77
	4	58.75	-	3.20	5.46	63.32
	5	38.17	-	3.05	3.28	60.61
	6	54.88	-	3.12	4.90	61.00
	7	54.88	-	3.12	4.90	61.00
	8	38.17	-	3.05	3.28	62.88
TOTAL		379.26	0.00	25.39	35.08	455.85

TENEMENT AREA STATEMENT (SALE TYPE B)						
FLOOR NO.	FLAT NO.	CARPET AREA (SQ. M.)	BALCONY (SQ.M.)		NICHE AREA (SQ.M.)	BUILT UP AREA (SQ.M.)
			ENCL.	PROJECTED		
TYPICAL FLOOR (9TH TO 12TH)	1	58.95	-	3.20	5.46	64.32
	2	55.11	-	3.12	4.90	60.83
	3	55.11	-	3.12	4.90	60.83
	4	58.95	-	3.20	5.46	64.32
	5	38.52	-	3.05	3.99	41.11
	6	36.52	-	3.05	3.52	40.76
	7	36.25	-	3.05	3.52	40.76
TOTAL		337.44	0.00	24.49	33.64	372.53

TENEMENT AREA STATEMENT (SALE TYPE A)						
FLOOR NO.	FLAT NO.	CARPET AREA (SQ. M.)	BALCONY (SQ.M.)		NICHE AREA (SQ.M.)	BUILT UP AREA (SQ.M.)
			ENCL.	PROJECTED		
REFUGE FLOOR (8TH FL.)	1	58.75	0.00	3.20	5.46	63.32
	2	37.85	0.00	3.80	2.90	42.02
	3	37.85	0.00	3.80	2.90	42.77
	4	58.75	0.00	3.20	5.46	63.32
	5	38.17	0.00	3.05	3.28	60.61
	6	54.88	-	3.12	4.90	61.00
REFUGE FLOOR						
	8	38.17	0.00	3.05	3.28	62.88
TOTAL		324.35	0.00	28.22	30.18	394.35

TENEMENT AREA STATEMENT (SALE TYPE B)						
FLOOR NO.	FLAT NO.	CARPET AREA (SQ. M.)	BALCONY (SQ.M.)		NICHE AREA (SQ.M.)	BUILT UP AREA (SQ.M.)
			ENCL.	PROJECTED		
REFUGE FLOOR (8TH FL.)	2.00	58.96	0.00	3.20	5.46	64.32
	2.00	55.11	-	3.12	4.90	60.83
	3.00	55.11	-	3.12	4.90	60.83
	4.00	58.96	0.00	3.20	5.46	64.32
REFUGE FLOOR						
	6.00	38.52	-	3.05	3.52	40.76
	7.00	38.25	-	3.05	3.52	40.76
TOTAL		306.92	0.00	20.54	29.95	333.82

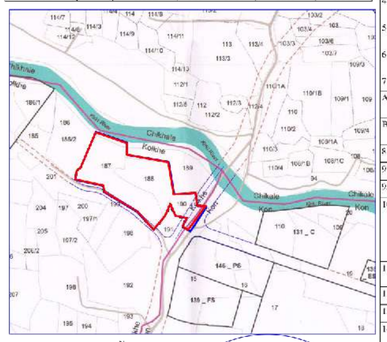

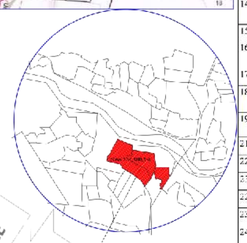

SHEET - 01/15

DATE & STAMP OF APPROVAL

Commencement Certificate is granted subject to conditions mentioned in certificate vide no. CIDCO/NAINA/Panvel/Kolkhe/BP-527/CC/2022/ 171 dated 16.03.2022

RAJA BHAGUJI WAGHMARE

Digitally signed by RAJA BHAGUJI WAGHMARE
Date: 2022.03.17 13:22:13 +05'30'

SR.NO.	ITEM	SITE PLAN ON WHITE PRINT	BUILDING PLAN ON WHITE PRINT
01	PLOT LINE		
02	EXISTING STREET		
03	FUTURE STREET		
04	PERMISSIBLE BUILDING LINE		
05	MARGINAL DIMENSIONS		
06	PROPOSED WORK		
07	RECREATIONAL OPEN SPACE / GROUND LANDSCAPE OPEN SPACES		
08	DRAINAGE & SEWERAGE WORK		
09	WATER SUPPLY WORK		
10	STAIR		
11	SLOPE		

PROFORMA - A

A	AREA STATEMENT	AREA IN SQ.MT.
1	AREA OF THE PROPOSAL APPROVED BY MMRDA (AS PER LC)	18320.00
2	AREA OF LAND AS PER 7/12 AND NA ORDER	18320.00
3	AREA OF LAND AS PER TRAINGULATION TILR	18254.43
5	AREA OF THE LAND AS PER PHYSICAL SURVEY	17372.845
6	AREA CONSIDERED (LEAST OF ABOVE)	17372.845
7	DEDUCTION FOR	
A	AREA UNDER WIDENING OF 35.00M DP ROAD AND EXISTING ROAD	1222.30
B	ANY RESERVATION	NILL
8	GROSS AREA STATEMENT (6-7A)	16150.56
9	DEDUCTION FOR AMENITY SPACE (05%)	807.53
9A	PROPOSED AMENITY SPACE (05%)	810.51
10	NET AREA OF PLOT (8-9)	15340.05 SALE PLOT (75% ON 9) / RENTAL PLOT (25% ON 9)
11	AREA OF PROPOSAL (IN PROPORTION 75:25)	11505.03 / 3835.01
12	PERMISSIBLE FSI (ON 10)	3.00 / 1.00
13	PERMISSIBLE BUILT UP AREA (10 X 12)	46020.14 / 15340.03
14	PERMISSIBLE COMMERCIAL AREA (15% OF 13)	6903.02 / 2301.01
15	PROPOSED COMMERCIAL BUILT UP AREA	0.00 / 139.22
16	AMENITY SPACE REQUIRED (IN PROPORTION 75:25)	605.65 / 201.88
17	AMENITY SPACE PROVIDED	598.51 / 212.00
18	RECREATIONAL GROUND SPACE REQUIRED (8% ON 11)	920.40 / 306.80
19	RECREATIONAL GROUND SPACE PROVIDED	1024.10 / 313.51
21	PROPOSED BUILT UP AREA	5229.94 / 7113.16
22	BALANCE BUILT UP AREA	40790.20 / 8226.89
23	FSI CONSUMED	0.34 / 0.46
24	FSI BALANCE	2.66 / 0.54
23	TENAMENT PROPOSED (RESIDENTIAL)	95.00 / 200.00
24	UNITS PROPOSED (COMMERCIAL)	0.00 / 8.00
25	NO. OF TREES PROPOSED TO BE PLANTED	220.00

DESCRIPTION OF PROPOSAL & PROPERTY

PROPOSED RENTAL HOUSING SCHEME GUT NO. 187, 188, 190 AT VILLAGE - KOLKHE, TAL-PANVEL, DIST-RAIGAD

NAME, ADDRESS & SIGN OF THE OWNER

SIGN OF ARCHITECT

DIMENSIONS ARCHITECTS PVT. LTD. ARCHITECTS PROJECTS MANAGERS CA/94/17690

AR. LENA K. GOSAVI. (CA / 94 / 17690)

ARCHITECT

DIMENSIONS ARCHITECTS PVT LTD

Studio Plot No.99,Near Sagar Vihar,Sector- 8, Vashi,Navi Mumbai-400 703 India
Tel - 91-22-2787 3141(101 Lines) Fax 91-22-2787 3611
Email: dimensions_india@rediffmail.com
Info@dimensionsarchitect.in

BASEMENT VENTILATION CALCULATION_ BLDGS. A1				
	BASEMENT 1		BASEMENT 2	
CAR PARKING AREA (SQ.FT)	22,800.44		21,058.08	
Height in Feet	11.81		8.85	
CAR PARK Volume (Cu.Ft)	2,66,227.60		1,86,578.92	
CO SENSORS				
CALCULATION				
Air	**Required (CFM)**	**No. of fans required**	**Required (CFM)**	**No. of fans required**
Exhaust fans				
1. @ 12.0 AC/H	53,845.52	**4 nos. Exhaust fans of 13,500 CFM =54,000 CFM**	37,315.78	**2 nos. Exhaust fans of 19,000 CFM =38,000 CFM**
TOTAL	**54,000.00**		**38,000.00**	
Total Exhaust air Calculation				
Fresh air Calculation				
Required CFM	**54,000.00**		**38,000.00**	
No. of Ramps/Opendoors available	1		0	
Air velocity in ramp fpm	550		550	
Area of available ramps SQ.FT	0		0	
Fresh air available through ramp	**0.00**		**0.00**	
Summary of Fresh Air Calculation				
Particular	Available	Required	Available	Required
Available through RAMP	0.00	54,000.00	0.00	38,000.00
EXHAUST AIR FANS	**4**		**2**	
FRESH AIR FANS	**4**		**2**	
FRESH AIR AREA REQUIRED IN SQFT	**44.87**		**31.67**	
EXHAUST AREA REQUIRED IN SQFT	**45.00**		**31.67**	

TOTAL BASEMENT AREA (IN SQM)= 2271 (2.5%) = 56 SQM.
THEREFORE WE REQUIRED 56 SQM AREA CUTOUT REQUIRED FOR NATURAL VENTILATION

SUMMARY OF SALE WATER REQUIREMENT						
	WING C (G+40)		WING A (G + 39)		WING B (G + 38)	
	DOMESTIC	FLUSHING	DOMESTIC	FLUSHING	DOMESTIC	FLUSHING
ALL FLOORS	255,050	165,237	147,155	82,184	131,165	78,817
1 DAYS TOTAL REQUIRED	255,050	165,237	147,155	82,184	131,165	78,817

RENTAL WATER REQUIRMENT		
	A1 (2B+G+27)	
	DOMESTIC	FLUSHING
GR. TO 28TH	238,496	103,061
1 DAYS TOTAL REQUIRED	238,496	103,061

U.G. TANKS REQUIRED	DOMESTIC	FLUSHING	DOMESTIC	FLUSHING	DOMESTIC	FLUSHING
UG WATER TANK	153,030	99,142	88,293	49,310	78,699	47,292
OH WATER TANK	102,020	66,095	58,862	32,874	52,466	31,525
TOTAL	255,050	165,237	147,155	82,184	131,165	78,817

TANKS REQUIRED	DOMESTIC	FLUSHING
UG WATER TANK	143,294	61,972
OH WATER TANK	95,529	41,324
TOTAL	238,496	103,061

U.G. TANKS PROVIDED	DOMESTIC	FLUSHING	DOMESTIC	FLUSHING	DOMESTIC	FLUSHING
UG WATER TANK	170,000	110,000	100,000	60,000	84,000	50,000
OH WATER TANK	100,000	60,000	60,000	30,000	50,000	30,000
TOTAL	270,000	170,000	160,000	90,000	134,000	80,000

TANKS PROVIDED	DOMESTIC	FLUSHING
UG WATER TANK	140,000	64,000
OH WATER TANK	104,000	42,000
TOTAL	244,000	106,000

SHEET - 02/15

DATE & STAMP OF APPROVAL

Commencement Certificate is granted subject to conditions mentioned in certificate vide no. CIDCO/NAINA/Panvel/Kolkhe/BP-527/CC/2022/171 dated 16.03.2022

RAJA BHAGUJI WAGHMARE

Digitally signed by RAJA BHAGUJI WAGHMARE
Date: 2022.03.17 13:22:35 +05'30'

SR.NO.	ITEM	SITE PLAN ON WHITE PRINT	BUILDING PLAN ON WHITE PRINT
01	PLOT LINE		
02	EXISTING STREET		
03	FUTURE STREET		
04	PERMISSIBLE BUILDING LINE		
05	MARGINAL DISTANCES	NOTED	NOTED
06	PROPOSED WORK		
07	RECREATIONAL OPEN SPACE / GROUND / LAYOUT OPEN SPACES		
08	DRAINAGE & SEWERAGE WORK		
09	WATER SUPPLY WORK		
10	STREET LINE		
11	SHADES		

DESCRIPTION OF PROPOSAL & PROPERTY

PROPOSED RENTAL HOUSING SCHEME
GUT NO. 187, 188, 190
AT VILLAGE - KOLKHE,
TAL-PANVEL, DIST-RAIGAD

NAME, ADDRESS & SIGN OF THE OWNER

SIGN OF ARCHITECT

DIMENSIONS
ARCHITECTS PVT. LTD.
ARCHITECTS PROJECT& MANAGERS
CA/94/17690

AR. LENA K. GOSAVI (CA / 94 / 17690)

DIMENSIONS ARCHITECTS PVT. LTD.
Studio: Plot No.99,Near Sagar Vihar,Sector- 8,
Vashi,Navi Mumbai-400 703 India
Tel - 91-22-2787 3141(10Lines) Fax 91-22-2787 3611
Email: dimensions_india@rediffmail.com
Info@dimensionsarchitect.in

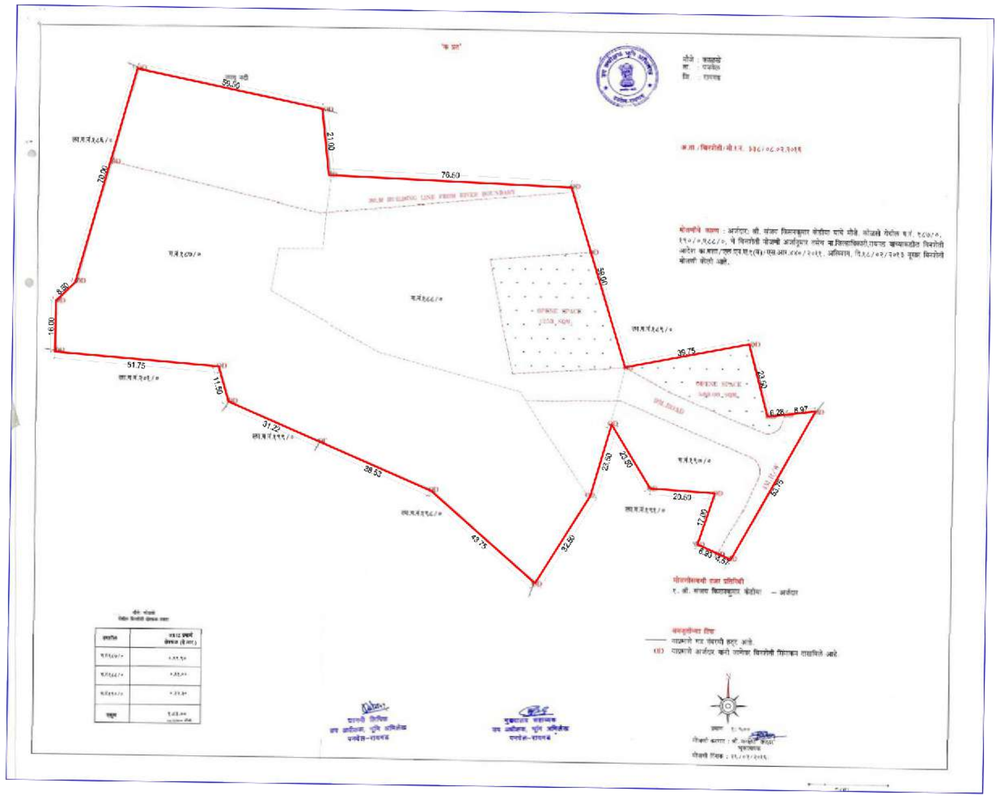

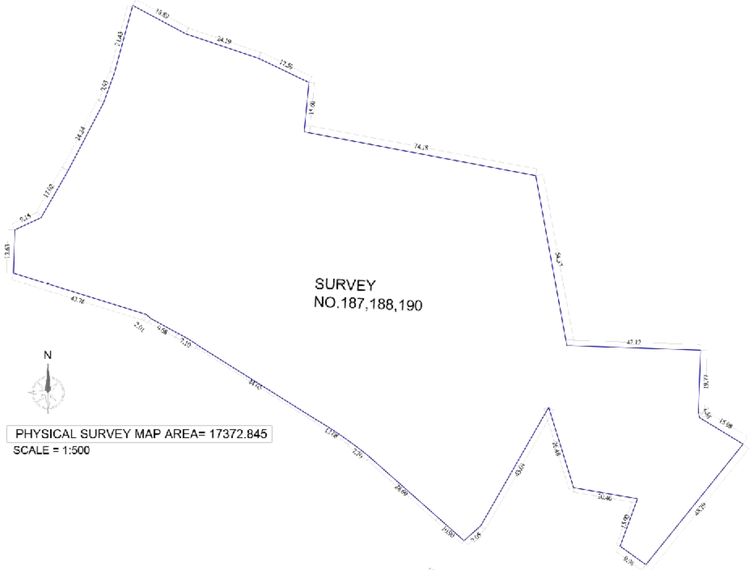

PHYSICAL SURVEY MAP AREA= 17372.845
SCALE = 1:500

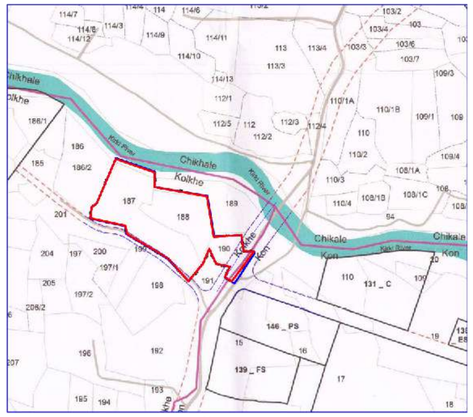

LOCATION PLAN
SCALE = 1:500

PLOT DEDUCTION FOR ROAD								
ADDITION								
ROAD WIDENING AREA -1 (proposed 9.00m wide road)								
RC 1	AS PER POLYLINE					=	126.93	SQ.MT
TOTAL							126.93	SQ.MT
ROAD WIDENING AREA -2 (proposed 9.00m wide road)								
RC 2	43.75	x	5.31	x	0.50	=	116.16	SQ.MT
TOTAL							116.16	SQ.MT
ROAD WIDENING AREA -3 (PROPOSED 35M DP ROAD)								
RC 3	44.35	x	5.92	x	0.50	=	131.28	SQ.MT
RC 4	42.54	x	8.81	x	0.50	=	187.39	SQ.MT
RC 5	40.83	x	8.28	x	0.50	=	169.04	SQ.MT
RC 6	55.98	x	6.56	x	0.50	=	183.61	SQ.MT
RC 7	55.98	x	11.00	x	0.50	=	307.89	SQ.MT
TOTAL						=	979.21	SQ.MT
TOTAL (1+2+3)						=	**1222.30**	

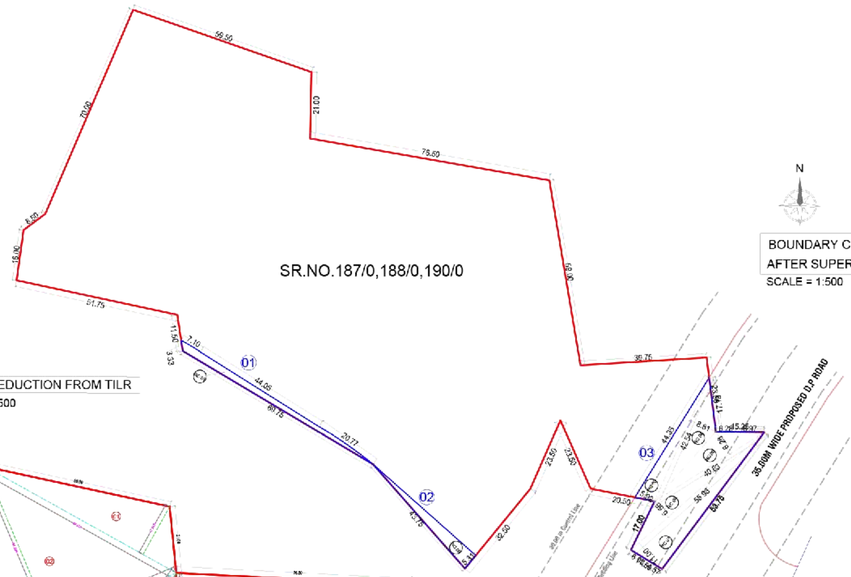

ROAD DEDUCTION FROM TILR
SCALE = 1:500

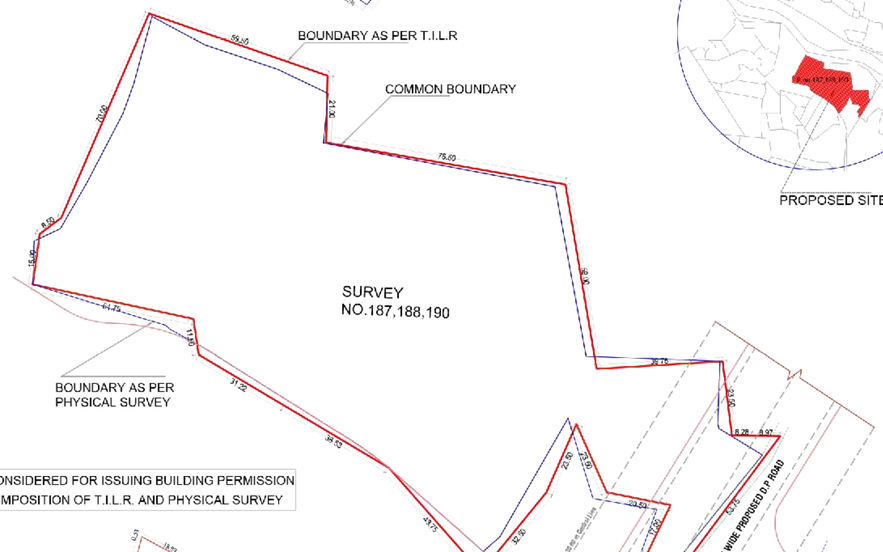

BOUNDARY CONSIDERED FOR ISSUING BUILDING PERMISSION
AFTER SUPERIMPOSITION OF T.I.L.R. AND PHYSICAL SURVEY
SCALE = 1:500

plot area								
ADDITION								
1	68.925	x	17.247	x	0.50	=	594.375	SQ.MT
2	86.646	x	54.293	x	0.50	=	2352.136	SQ.MT
3	86.646	x	13.767	x	0.50	=	596.428	SQ.MT
4	26.750	x	11.344	x	0.50	=	151.726	SQ.MT
5	21.250	x	8.529	x	0.50	=	90.621	SQ.MT
6	65.181	x	12.307	x	0.50	=	401.091	SQ.MT
7	33.273	x	7.750	x	0.50	=	214.183	SQ.MT
8	33.273	x	14.940	x	0.50	=	412.889	SQ.MT
9	60.317	x	25.662	x	0.50	=	773.927	SQ.MT
10	49.840	x	23.727	x	0.50	=	591.277	SQ.MT
11	49.840	x	11.337	x	0.50	=	282.516	SQ.MT
12	49.474	x	21.231	x	0.50	=	524.642	SQ.MT
12	47.474	x	27.175	x	0.50	=	645.053	SQ.MT
13	47.474	x	34.763	x	0.50		825.169	SQ.MT
14	58.010	x	29.663	x	0.50	=	857.504	SQ.MT
15	58.010	x	20.481	x	0.50	=	604.292	SQ.MT
16	39.500	x	19.187	x	0.50	=	378.943	SQ.MT
17	36.491	x	14.339	x	0.50	=	261.113	SQ.MT
18	50.088	x	13.464	x	0.50	=	337.192	SQ.MT
19	55.067	x	21.374	x	0.50	=	588.501	SQ.MT
20	55.067	x	17.641	x	0.50	=	485.718	SQ.MT
21	43.299	x	11.967	x	0.50	=	259.080	SQ.MT
22	46.437	x	9.987	x	0.50	=	231.883	SQ.MT
23	21.446	x	9.071	x	0.50		97.268	SQ.MT
24	53.750	x	12.326	x	0.50	=	331.261	SQ.MT
25	80.836	x	21.265	x	0.50	=	859.489	SQ.MT
26	40.000	x	19.484	x	0.50	=	389.680	SQ.MT
27	80.071	x	36.224	x	0.50	=	1450.216	SQ.MT
28	80.071	x	38.846	x	0.50	=	1555.219	SQ.MT
29	80.467	x	31.432	x	0.50	=	1275.027	SQ.MT
TOTAL						=	**18254.43**	SQ.MT

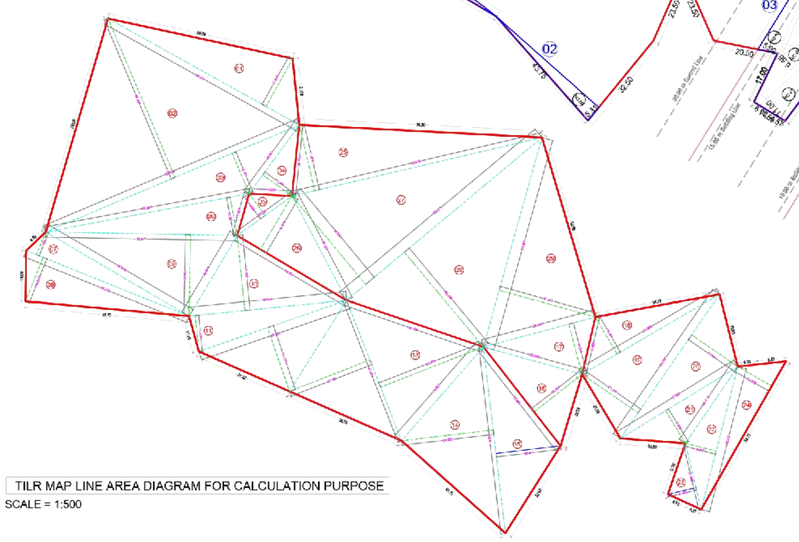

TILR MAP LINE AREA DIAGRAM FOR CALCULATION PURPOSE
SCALE = 1:500

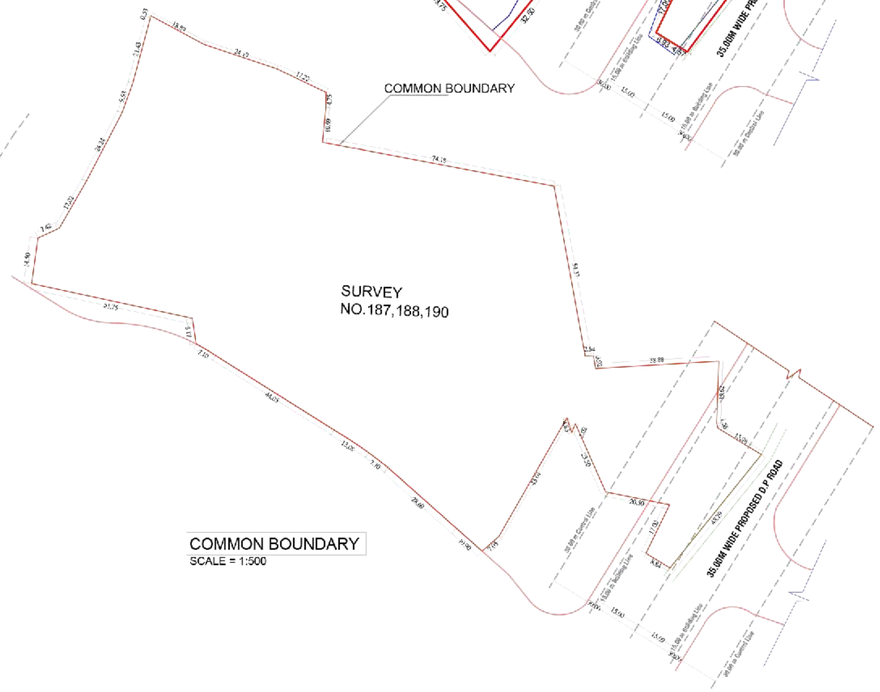

COMMON BOUNDARY
SCALE = 1:500

SHEET - 03/15

DATE & STAMP OF APPROVAL

Commencement Certificate is granted subject to conditions mentioned in certificate vide no. CIDCO/NAINA/Panvel/Kolkhe/BP-527/CC/2022/171 dated 16.03.2022

RAJA BHAGUJI WAGHMARE

Digitally signed by RAJA BHAGUJI WAGHMARE
Date: 2022.03.17 13:22:52 +05'30'

CONTENTS OF SHEET

PLOT AREA CALCULATION & AREA DIAGRAM

PLOT DEDUCTION FOR ROAD (35.00 m wide IDP Road) CALCULATION & AREA DIAGRAM

COMMON AREA CALCULATION & AREA DIAGRAM

CAD BY.	KAILAS ANGRE	SHEET NO.
CHKD.BY.		03
DATE :-		FILE NO.
DATE OF REV.		D.A.P.L.
J.E.	----------	1299

DESCRIPTION OF PROPOSAL & PROPERTY

PROPOSED RENTAL HOUSING SCHEME
GUT NO. 187, 188, 190
AT VILLAGE - KOLKHE,
TAL-PANVEL, DIST-RAIGAD

NAME,ADDRESS & SIGN OF THE OWNER

SIGN OF ARCHITECT

DIMENSIONS
ARCHITECTS PVT. LTD.
ARCHITECTS PROJECTS MANAGERS
CA/94/17690

AR. LENA K. GOSAVI. (CA / 94 / 17690)
ARCHITECT

DIMENSIONS
ARCHITECTS PVT. LTD.
Studio, Plot No:99,Near Sagar Vihar,Sector-8,
Vashi,Navi Mumbai-400 703 India
Tel: 91 22 2783 3141(10 lines) Fax 91 22 2783 3641
Email. dimensions_india@rediffmail.com
Info@dimensionsarchitect.co.in

STATEMENT OF 75 % SALE PLOT								
ADDITION								
S 1	AS PER POLYLINE					=	533.37	SQ.MT
S 2	AS PER POLYLINE					=	338.27	SQ.MT
S 3	86.31	x	38.56	x	0.50	=	1664.06	SQ.MT
S 4	86.31	x	43.04	x	0.50	=	1857.39	SQ.MT
S 5	19.57	x	4.60	x	0.50	=	45.01	SQ.MT
S 6	50.60	x	19.39	x	0.50	=	490.57	SQ.MT
S 7	64.65	x	16.71	x	0.50	=	540.15	SQ.MT
S 8	64.65	x	32.19	x	0.50	=	1040.54	SQ.MT
S 9	71.60	x	52.97	x	0.50	=	1896.33	SQ.MT
S 10	71.60	x	8.13	x	0.50	=	291.05	SQ.MT
S 11	AS PER POLYLINE					=	164.94	SQ.MT
S 12	66.11	x	31.68		0.50	=	1047.18	SQ.MT
S 13	AS PER POLYLINE					=	419.96	SQ.MT
							0.00	
S 14	30.97	x	11.21	x	0.50	=	173.59	SQ.MT
S 15	30.97	x	1.38	x	0.50	=	21.37	SQ.MT
S 16	27.88	x	11.26	x	0.50	=	156.96	SQ.MT
S 17	AS PER POLYLINE					=	99.97	SQ.MT
S 18	38.50	x	17.10	x	0.50	=	329.18	SQ.MT
S 19	38.50	x	15.29	x	0.50	=	294.33	SQ.MT
							0.00	
S 20	15.45	x	7.63	x	0.50	=	58.94	SQ.MT
S 21	15.45	x	5.42	x	0.50	=	41.87	SQ.MT
TOTAL						=	11505.03	SQ.MT

75 % SALE COMPONENT PLOT AREA CALCULATION & AREA DIAGRAM

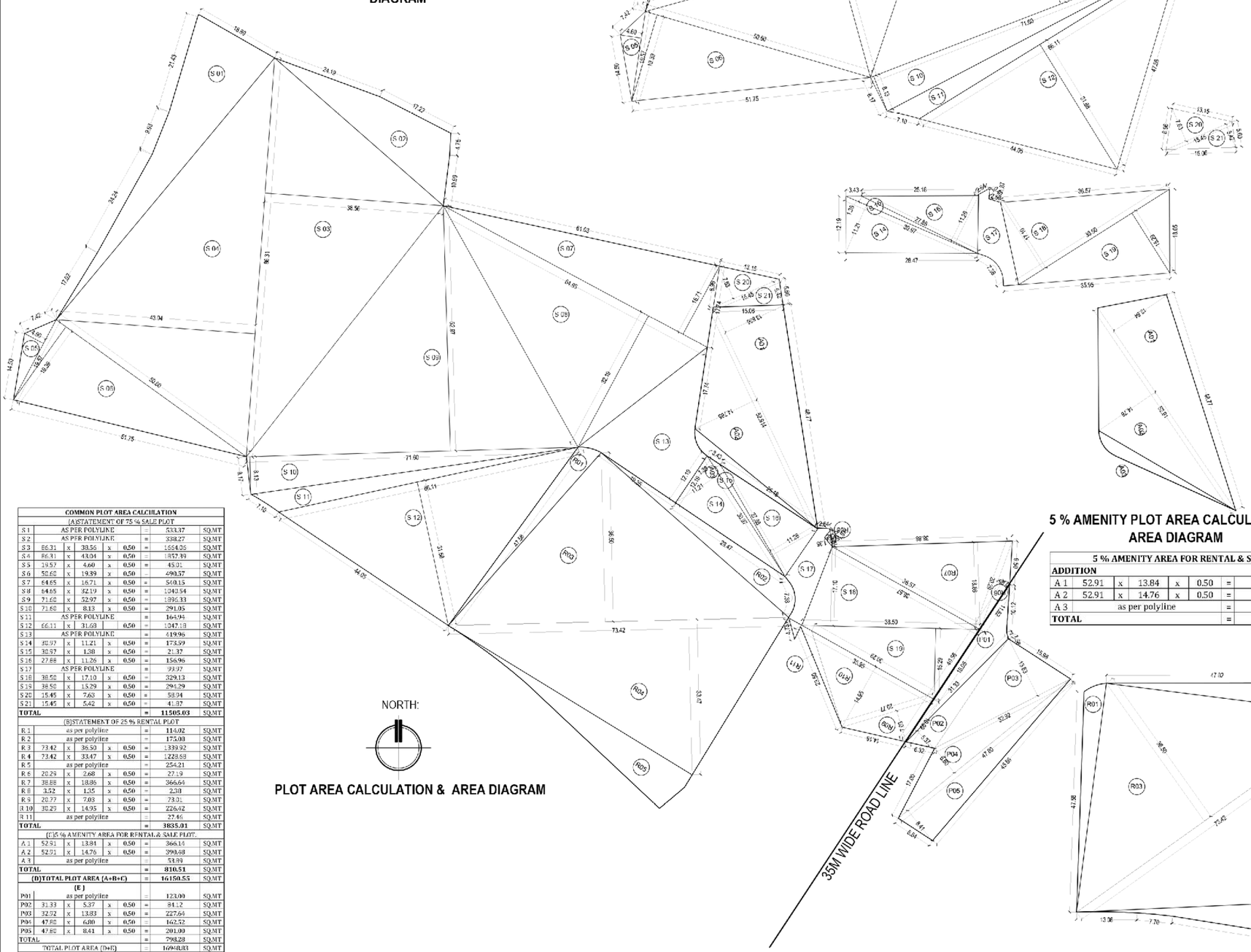

PLOT AREA CALCULATION & AREA DIAGRAM

COMMON PLOT AREA CALCULATION								
(A)STATEMENT OF 75 % SALE PLOT								
S 1	AS PER POLYLINE					=	533.37	SQ.MT
S 2	AS PER POLYLINE					=	338.27	SQ.MT
S 3	86.31	x	38.56	x	0.50	=	1664.06	SQ.MT
S 4	86.31	x	43.04	x	0.50	=	1857.39	SQ.MT
S 5	19.57	x	4.60	x	0.50	=	45.01	SQ.MT
S 6	50.60	x	19.39	x	0.50	=	490.57	SQ.MT
S 7	64.65	x	16.71	x	0.50	=	540.15	SQ.MT
S 8	64.65	x	32.19	x	0.50	=	1040.54	SQ.MT
S 9	71.60	x	52.97	x	0.50	=	1896.33	SQ.MT
S 10	71.60	x	8.13	x	0.50	=	291.05	SQ.MT
S 11	AS PER POLYLINE					=	164.94	SQ.MT
S 12	66.11	x	31.68		0.50	=	1047.18	SQ.MT
S 13	AS PER POLYLINE					=	419.96	SQ.MT
S 14	30.97	x	11.21	x	0.50	=	173.59	SQ.MT
S 15	30.97	x	1.38	x	0.50	=	21.37	SQ.MT
S 16	27.88	x	11.26	x	0.50	=	156.96	SQ.MT
S 17	AS PER POLYLINE					=	99.97	SQ.MT
S 18	38.50	x	17.10	x	0.50	=	329.13	SQ.MT
S 19	38.50	x	15.29	x	0.50	=	294.29	SQ.MT
S 20	15.45	x	7.63	x	0.50	=	58.94	SQ.MT
S 21	15.45	x	5.42	x	0.50	=	41.87	SQ.MT
TOTAL						=	11505.03	SQ.MT
(B)STATEMENT OF 25 % RENTAL PLOT								
R 1	as per polyline					=	114.02	SQ.MT
R 2	as per polyline					=	175.08	SQ.MT
R 3	73.42	x	36.50	x	0.50	=	1339.92	SQ.MT
R 4	73.42	x	33.47	x	0.50	=	1228.68	SQ.MT
R 5	as per polyline					=	254.21	SQ.MT
R 6	20.29	x	2.68	x	0.50	=	27.19	SQ.MT
R 7	38.88	x	18.86	x	0.50	=	366.64	SQ.MT
R 8	3.52	x	1.35	x	0.50	=	2.38	SQ.MT
R 9	20.77	x	7.03	x	0.50	=	73.01	SQ.MT
R 10	30.29	x	14.95	x	0.50	=	226.42	SQ.MT
R 11	as per polyline					=	27.46	SQ.MT
TOTAL						=	3835.01	SQ.MT
(C)5 % AMENITY AREA FOR RENTAL & SALE PLOT.								
A 1	52.91	x	13.84	x	0.50	=	366.14	SQ.MT
A 2	52.91	x	14.76	x	0.50	=	390.48	SQ.MT
A 3	as per polyline					=	53.89	SQ.MT
TOTAL						=	810.51	SQ.MT
(D)TOTAL PLOT AREA (A+B+C)						=	16150.55	SQ.MT
(E)								
P01	as per polyline					=	123.00	SQ.MT
P02	31.33	x	5.37	x	0.50	=	84.12	SQ.MT
P03	32.92	x	13.83	x	0.50	=	227.66	SQ.MT
P04	47.80	x	6.80	x	0.50	=	162.52	SQ.MT
P05	47.80	x	8.41	x	0.50	=	201.00	SQ.MT
TOTAL						=	798.28	SQ.MT
TOTAL PLOT AREA (D+E)						=	16948.83	SQ.MT

8 % R.G PLOT AREA CALCULATION & AREA DIAGRAM FOR SALE

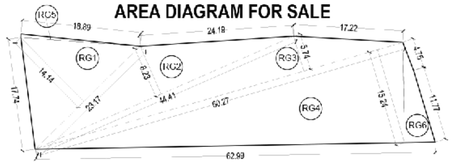

8 % R.G PLOT AREA CALCULATION & AREA DIAGRAM FOR RENTAL

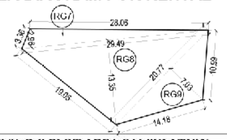

PLOT 8 % R.G PLOT AREA CALCULATION								
SALE								
ADDITION								
RG 1	23.17	x	14.14	x	0.50	=	163.81	SQ.MT
RG 2	44.41	x	8.23	x	0.50	=	182.75	SQ.MT
RG 3	60.27	x	5.74	x	0.50	=	172.97	SQ.MT
RG 4	60.27	x	15.24	x	0.50	=	459.26	SQ.MT
RG 5	AS PER POLYLINE					=	40.14	SQ.MT
RG 6	AS PER POLYLINE					=	5.17	SQ.MT
TOTAL FOR SALE						=	1024.10	SQ.MT
RENTAL								
ADDITION								
RG 7	29.49	x	2.96	x	0.50	=	43.65	SQ.MT
RG 8	29.49	x	13.35	x	0.50	=	196.85	SQ.MT
RG 9	20.77	x	7.03	x	0.50	=	73.01	SQ.MT
TOTAL FOR RENTAL						=	313.51	SQ.MT
TOTAL							1337.61	SQ.MT

PLOT DEDUCTION FOR ROAD -1



PLOT DEDUCTION FOR ROAD 2

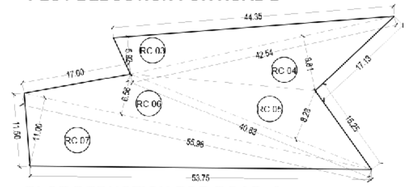

PLOT DEDUCTION FOR ROAD -3

PLOT DEDUCTION FOR ROAD								
ADDITION								
ROAD WIDENING AREA -1 (proposed 9.00m wide road)								
RC 1	AS PER POLYLINE					=	126.93	SQ.MT
TOTAL							126.93	SQ.MT
ROAD WIDENING AREA -2 (proposed 9.00m wide road)								
RC 2	43.75	x	5.31	x	0.50	=	116.16	SQ.MT
TOTAL							116.16	SQ.MT
ROAD WIDENING AREA -3 (PROPOSED 35M DP ROAD)								
RC 3	44.35	x	5.92	x	0.50	=	131.28	SQ.MT
RC 4	42.54	x	8.81	x	0.50	=	187.39	SQ.MT
RC 5	40.83	x	8.28	x	0.50	=	169.04	SQ.MT
RC 6	55.98	x	6.56	x	0.50	=	183.61	SQ.MT
RC 7	55.98	x	11.00	x	0.50	=	307.89	SQ.MT
TOTAL						=	979.21	SQ.MT
TOTAL (1+2+3)						=	1222.30	

5 % AMENITY PLOT AREA CALCULATION & AREA DIAGRAM

5 % AMENITY AREA FOR RENTAL & SALE PLOT.								
ADDITION								
A 1	52.91	x	13.84	x	0.50	=	366.14	SQ.MT
A 2	52.91	x	14.76	x	0.50	=	390.48	SQ.MT
A 3	as per polyline					=	53.89	SQ.MT
TOTAL						=	810.51	SQ.MT

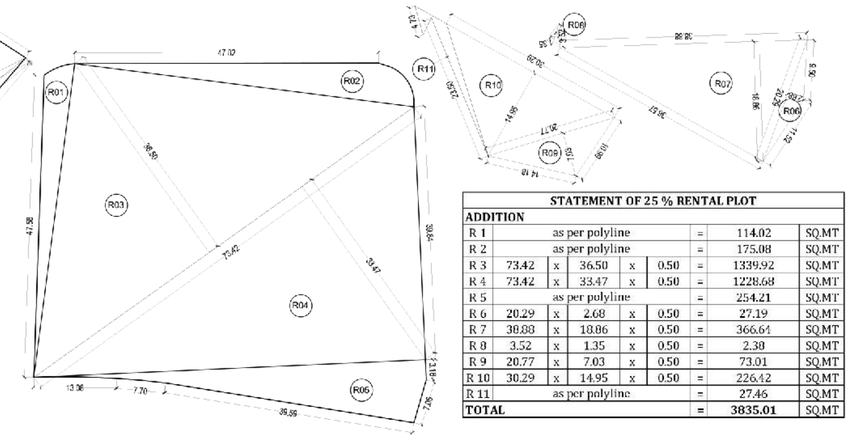

25 % RENTAL COMPONENT PLOT AREA CALCULATION & AREA DIAGRAM

STATEMENT OF 25 % RENTAL PLOT								
ADDITION								
R 1	as per polyline					=	114.02	SQ.MT
R 2	as per polyline					=	175.08	SQ.MT
R 3	73.42	x	36.50	x	0.50	=	1339.92	SQ.MT
R 4	73.42	x	33.47	x	0.50	=	1228.68	SQ.MT
R 5	as per polyline					=	254.21	SQ.MT
R 6	20.29	x	2.68	x	0.50	=	27.19	SQ.MT
R 7	38.88	x	18.86	x	0.50	=	366.64	SQ.MT
R 8	3.52	x	1.35	x	0.50	=	2.38	SQ.MT
R 9	20.77	x	7.03	x	0.50	=	73.01	SQ.MT
R 10	30.29	x	14.95	x	0.50	=	226.42	SQ.MT
R 11	as per polyline					=	27.46	SQ.MT
TOTAL						=	3835.01	SQ.MT

SHEET - 04/15

DATE & STAMP OF APPROVAL

Commencement Certificate is granted subject to conditions mentioned in certificate vide no. CIDCO/NAINA/Panvel/Kolkhe/BP-527/CC/2022/171 dated 16.03.2022

RAJA BHAGUJI WAGHMARE

Digitally signed by RAJA BHAGUJI WAGHMARE
Date: 2022.03.17 13:23:09 +05'30'

CONTENTS OF SHEET

PLOT AREA CALCULATION & AREA DIAGRAM

PLOT DEDUCTION FOR ROAD (35.00 m wide IDP Road) CALCULATION & AREA DIAGRAM

5 % AMENITY PLOT AREA CALCULATION & AREA DIAGRAM

75 % SALE COMPONENT PLOT AREA CALCULATION & AREA DIAGRAM

8 % R. G. AREA FOR FREE SALE PLOT CALCULATION & AREA DIAGRAM

25 % RENTAL COMPONENT PLOT AREA CALCULATION & AREA DIAGRAM

8 % R. G. AREA FOR RENTAL PLOT CALCULATION & AREA DIAGRAM

CAD BY.	KAILAS ANGRE.	SHEET NO.
CHKD.BY.		04
DATE :		FILE NO.
DATE OF REV.		D.A.P.L. 1299
I.R.		
SCALE	1:500	

DESCRIPTION OF PROPOSAL & PROPERTY

PROPOSED RENTAL HOUSING SCHEME
GUT NO. 187, 188, 190
AT VILLAGE - KOLKHE,
TAL-PANVEL, DIST-RAIGAD

NAME,ADDRESS & SIGN OF THE OWNER

SIGN OF ARCHITECT

DIMENSIONS ARCHITECTS PVT. LTD. ARCHITECTS PROJECTS MANAGERS CA/94/17690

AR. LENA K. GOSAVI. (CA / 94 / 17690)
ARCHITECT

DIMENSIONS
ARCHITECTS PVT. LTD.
Studio, Plot No.93,Near Sagar Vihar,Sector-8, Vashi,Navi Mumbai-400 703 India
Tel: 91 22 2783 3141(10 lines) Fax 91 22 2783 3641
Email : dimensions.india@rediffmail.com
Info@dimensionsarchitect.co.in

SHEET -05/15

DATE & STAMP OF APPROVAL

Commencement Certificate is granted subject to conditions mentioned in certificate vide no. CIDCO/NAINA/Panvel/Kolkhe/BP-527/CC/2022/171 dated 16.03.2022

RAJA BHAGUJI WAGHMARE

Digitally signed by RAJA BHAGUJI WAGHMARE
Date: 2022.03.17 13:23:29 +05'30'

FOR SALE COMPONENT		
	SMALL CAR	TOTAL
S-00	35 Nos.	90 Nos.
	BIG CAR	
B-00	55 Nos.	
	TWO WHEELER	100 Nos.
	100 Nos.	

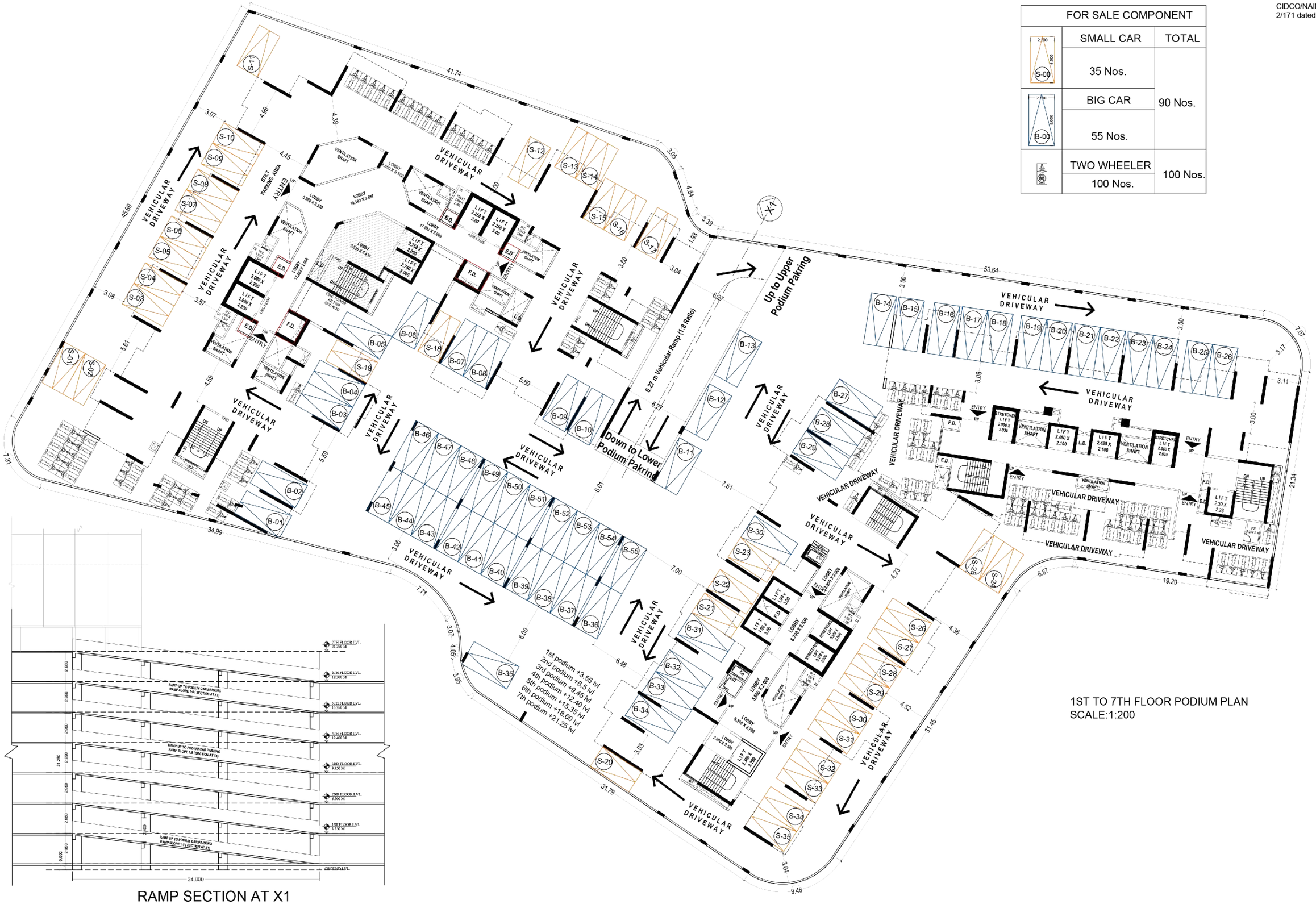

1ST TO 7TH FLOOR PODIUM PLAN
SCALE:1:200

RAMP SECTION AT X1

CONTENTS OF SHEET

SALE BUILDING

1ST TO 7TH PODIUM PLAN

WING A, B & C

CAD BY.	KAILASH ANOKE.	SHEET NO.
CHKD.BY.		09
DATE:		
DATE OF REV.		D.A.P.L. 1299
SCALE	1:200	

DESCRIPTION OF PROPOSAL & PROPERTY

PROPOSED RENTAL HOUSING SCHEME
GUT NO. 187, 188, 190
AT VILLAGE - KOLKHE,
TAL-PANVEL, DIST-RAIGAD

NAME, ADDRESS & SIGN OF THE OWNER

SIGN OF ARCHITECT

DIMENSIONS ARCHITECTS PVT. LTD. ARCHITECTS PROJECT & MANAGERS CA/94/17690

AR. LENA K. GOSAVI. (CA / 94 / 17690)

ARCHITECT

DIMENSIONS ARCHITECTS PVT. LTD.
Studio Flat No.98, Near Sagar Vihar Section 8, Vashi Navi Mumbai-400 703 India
Tel: - 91-22-2782 3840 (10Lines) Fax 91-22-2782 3641
Email: dimensions_india@rediffmail.com
Info@dimensionsarchitect.in

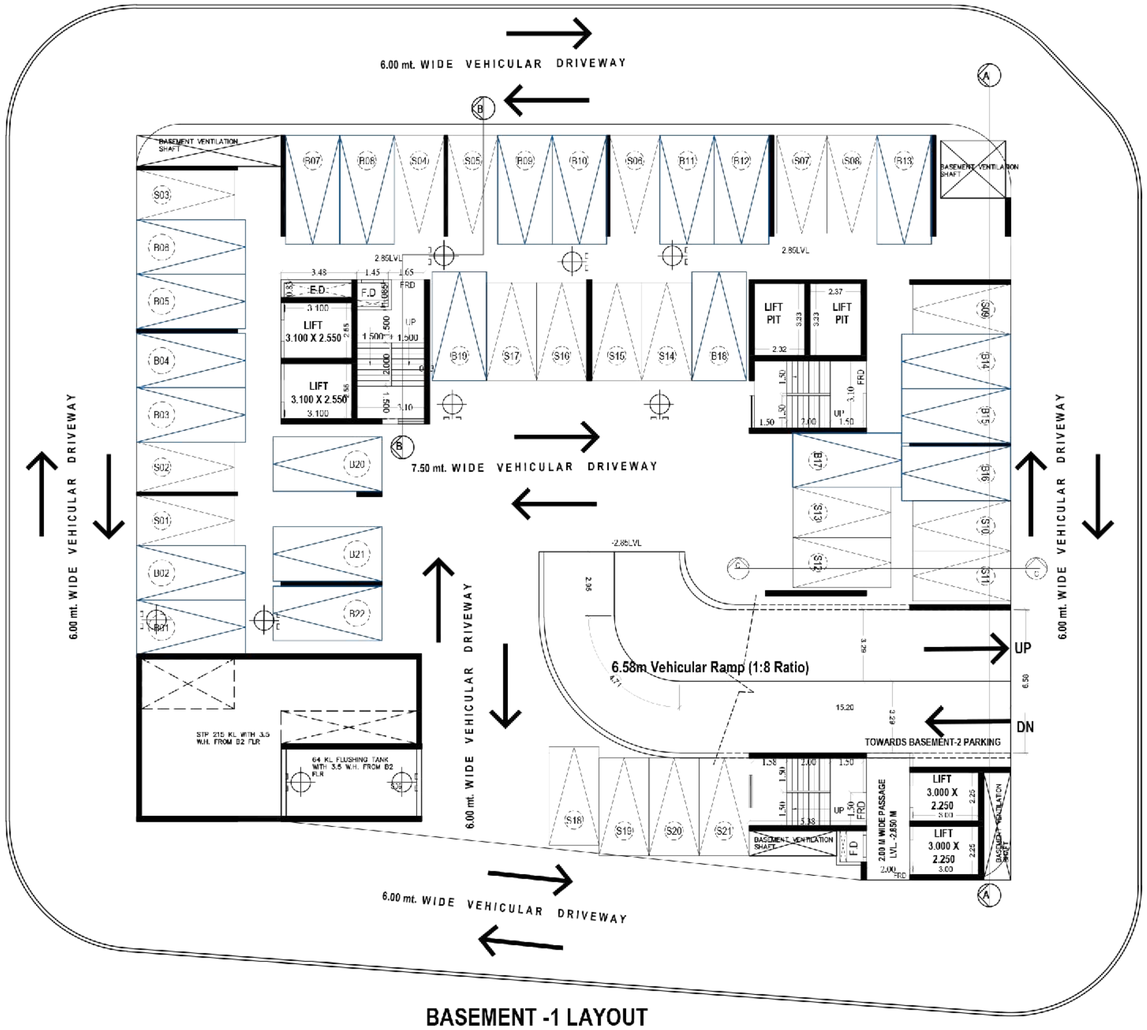

BASEMENT -1 LAYOUT
SCALE 1:150

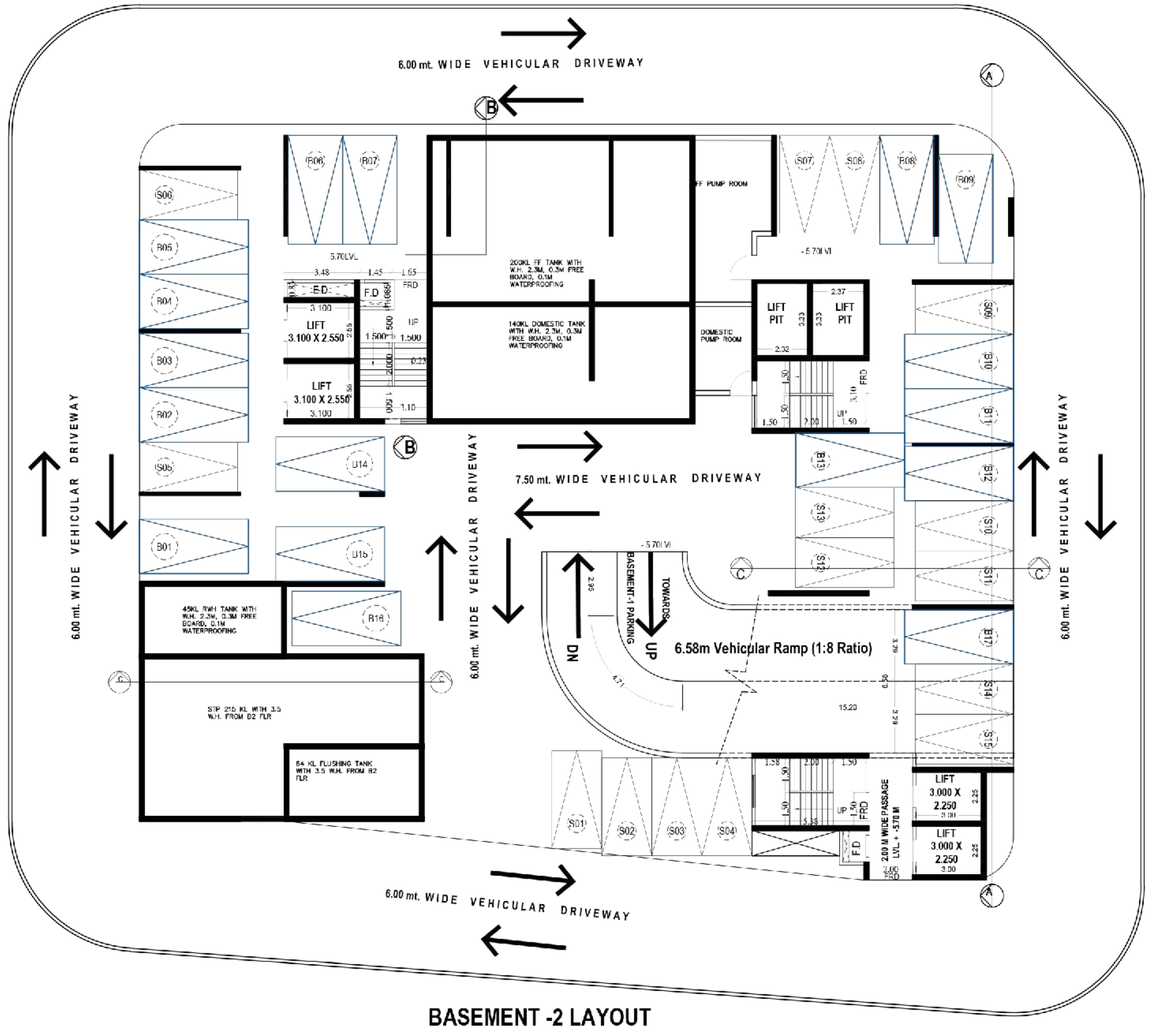

BASEMENT -2 LAYOUT
SCALE 1:150

FOR SALE COMPONENT		
	SMALL CAR	TOTAL
S-00	21 Nos.	43 Nos.
	BIG CAR	
B-00	22 Nos.	

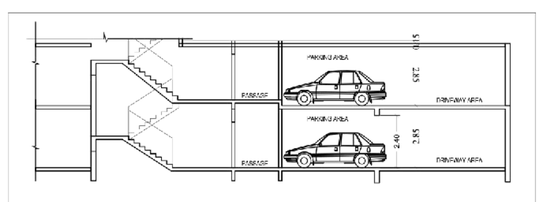

FOR SALE COMPONENT		
	SMALL CAR	TOTAL
S-00	14 Nos.	31 Nos.
	BIG CAR	
B-00	17 Nos.	

SHEET - 06/15

DATE & STAMP OF APPROVAL

Commencement Certificate is granted subject to conditions mentioned in certificate vide no. CIDCO/NAINA/Panvel/Kolkhe/BP-527/CC/2022/171 dated 16.03.2022

RAJA BHAGUJI WAGHMARE

Digitally signed by RAJA BHAGUJI WAGHMARE
Date: 2022.03.17 13:23:50 +05'30'

CONTENTS OF SHEET

- BASEMENT -01 FLOOR PLAN
- BASEMENT -02 FLOOR PLAN
- RENTAL BUILDING

SCHEDULE OF DOORS & WINDOWS

	TYPE	SIZE		SILL HT.	AREA	DESCRIPTION
DOOR	D	2.00	X 2.10		2.10	T. W. PANELLED DOOR
	D1	0.90	X 2.10		1.89	T. W. FLUSH DOOR
	D2	0.75	X 2.10		1.58	SWITCH DOOR
WINDOW	W	2.2	1.3	0.90	2.86	AL. SLIDING GLAZED WINDOW
	W1	1.5	1.3	0.90	1.95	AL. SLIDING GLAZED WINDOW
	V	0.6	0.9	1.80	0.54	EXHAUSTER OPENABLE WINDOW
	RJ					R.C.C. JALI

CAD BY.	KAILASH ANGRE	
CHKD.BY.		
DATE.		
DATE OF REV.		D.A.P.L. 17690
SCALE	1:150	

DESCRIPTION OF PROPOSAL & PROPERTY

PROPOSED RENTAL HOUSING SCHEME
GUT NO. 187, 188, 190
AT VILLAGE - KOLKHE,
TAL-PANVEL, DIST-RAIGAD

NAME, ADDRESS & SIGN OF THE OWNER

SIGN OF ARCHITECT

DIMENSIONS ARCHITECTS PVT. LTD. ARCHITECTS PROJECT MANAGERS CA/94/17690

AR. LENA K. GOSAVI. (CA / 94 / 17690)
ARCHITECT

DIMENSIONS ARCHITECTS PVT. LTD.
Studio: Plot No.99,Near Sagar Vihar,Sector - 8,
Vashi,Navi Mumbai-400 703 India
Tel. - 91-22-2782 3141(10Lines) Fax 91-22-2782 3641
Email: dimensions_india@rediffmail.com
Info@dimensionsarchitect.in

RENTAL BUILDING
GROUND FLOOR SCALE :- 1:100

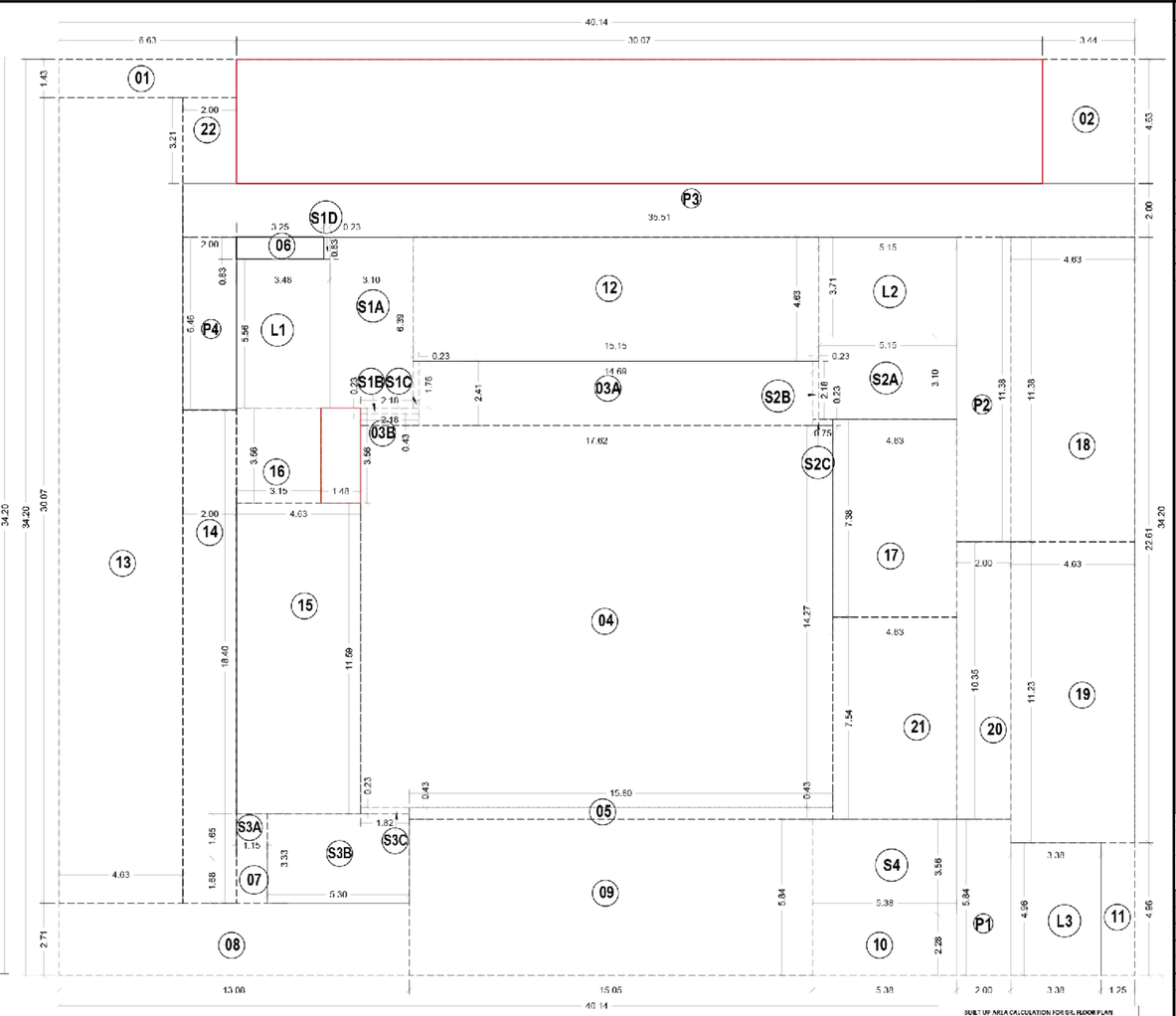

LINE DIAGRAM FOR RENTAL BUILDING
GROUND FLOOR SCALE :- 1:100

TENAMENT STATEMENT (RENTAL BLDG.)							
BLDG. NO.	BALWADI (1/200 UNITS)		WELFARE CENTER (1/200 UNITS)		MANAGER ROOM (1/500 UNITS)		SHOPS
	REQ. SIZE (160 SQ. FT.)	PROP. SIZE (164.25SQ. FT.)	REQ. SIZE (160 SQ. FT.)	PROP. SIZE (164.25SQ. FT.)	REQ. SIZE (160 SQ. FT.)	PROP. SIZE (164.25SQ. FT.)	
BLDG. A1	3	3	3	3	1	1	8
TOTAL	3	3	3	3	1	1	8

WELFARE CENTER, BAL WADI,
MANAGER ROOM CARPET AREA CALCULATION (DESIGN APPROVED BY MMRDA)

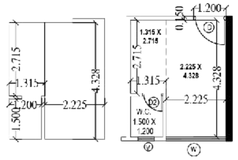

WELFARE CENTER, BAL WADI, MANAGER ROOM CALCULATION					
	SIZE				AREA
ROOM AREA	2.225	X	4.328	=	9.630
	1.315	X	2.715	=	3.570
TOILET	1.500	X	1.200	=	1.800
DOOR JAMB	0.750	X	0.115	=	0.086
	1.200	X	0.150	=	0.180
TOTAL				=	15.266

B.U.A. STATEMENT - MMRDA RENTAL BUILDING

FLOOR	FSI		NON - FSI				
	NET B/UP AREA	BASEMENT AREA	STAIRCASE, LIFT & LOBBY	STILT	MANAGER, BALWADI, WELFARE	REFUGE AREA	SERVICE AREA
GR. FL.	139.22		263.61	282.35	121.77		
GR. FL.,TOILET.	5.27		0.00	0.00	0.00		
BASEMENT AREA		2300.72	111.90				23.75
NO OF BASEMENT LVL		2.00	2.00				2.00
AREA OF BASEMENT	4601.43	4601.43					47.50
TYPICAL FL.(1ST TO 7TH, 9TH TO 12TH)	592.50		314.17				23.75
NO OF FLOOR	11		11				11
TOTAL (A)	**6517.50**		**3455.87**				**261.25**
8TH	489.83		314.17			126.68	18.75
NO OF FLOOR	1		1			1	1
TOTAL (B)	**489.83**		**314.17**			**126.68**	**18.75**
MUMTY AREA							
TOTAL	**11753.26**	**4601.43**	**4033.64**	**282.35**	**121.77**	**126.68**	**327.50**

BUILT UP AREA CALCULATION FOR SIX FLOOR PLAN
(RENTAL BUILDING)

ADDITION (+)								
A	40.37	x	34.2	x	2	=	1372.79	SQ.MT.
TOTAL						=	**1372.79**	**SQ.MT.**
STANDARD DEDUCTION (-)								
1	5.63	x	1.43	x	1	=	8.05	SQ.MT.
2	3.44	x	1.68	x	1	=	11.58	SQ.MT.
3A	14.69	x	2.41	x	1	=	35.40	SQ.MT.
3B	2.18	x	0.43	x	2	=	1.87	SQ.MT.
4	17.62	x	14.27	x	2	=	251.44	SQ.MT.
5	15.80	x	0.43	x	2	=	6.79	SQ.MT.
6	3.34	x	0.83	x	1	=	2.77	SQ.MT.
7	1.15	x	1.68	x	1	=	1.93	SQ.MT.
8	13.08	x	2.71	x	2	=	35.45	SQ.MT.
9	15.03	x	2.84	x	2	=	85.39	SQ.MT.
10	5.38	x	2.28	x	2	=	12.26	SQ.MT.
11	1.25	x	4.96	x	2	=	6.20	SQ.MT.
12	15.15	x	4.63	x	2	=	70.1	SQ.MT.
13	4.63	x	13.05	x	1	=	60.42	SQ.MT.
14	2.00	x	18.40	x	1	=	36.80	SQ.MT.
15	5.63	x	11.59	x	2	=	52.38	SQ.MT.
16	3.15	x	3.56	x	2	=	11.21	SQ.MT.
17	4.63	x	7.38	x	2	=	34.17	SQ.MT.
18	4.63	x	11.38	x	2	=	52.69	SQ.MT.
19	4.63	x	11.23	x	2	=	51.99	SQ.MT.
20	2.00	x	10.35	x	2	=	20.70	SQ.MT.
21	5.63	x	7.54	x	2	=	37.91	SQ.MT.
22	2.00	x	3.21	x	2	=	6.42	SQ.MT.
TOTAL						=	**970.32**	**SQ.MT.**
STAIRCASE,LIFT,LIFT LOBBY DEDUCTION (Y2)								
S1A	3.14	x	6.39	x	1	=	19.91	SQ.MT.
S1B	2.18	x	0.23	x	2	=	0.99	SQ.MT.
S1C	2.18	x	2.76	x	2	=	6.02	SQ.MT.
S1D	3.25	x	0.83	x	1	=	2.71	SQ.MT.
S2A	5.15	x	3.10	x	2	=	31.97	SQ.MT.
S2B	3.23	x	2.18	x	2	=	7.04	SQ.MT.
S2C	3.75	x	0.23	x	2	=	1.72	SQ.MT.
S3A	1.15	x	1.65	x	2	=	3.79	SQ.MT.
S3B	3.33	x	5.30	x	1	=	17.65	SQ.MT.
S3C	1.82	x	0.23	x	2	=	0.82	SQ.MT.
S4	5.38	x	2.56	x	2	=	27.58	SQ.MT.
L1	3.48	x	1.56	x	2	=	10.83	SQ.MT.
L2	5.15	x	2.71	x	2	=	27.91	SQ.MT.
L3	4.98	x	3.38	x	1	=	16.83	SQ.MT.
TOTAL						=	**191.58**	**SQ.MT.**
PASSAGE DEDUCTION (Y3)								
P1	2.000	x	1.840	x	3	=	11.04	SQ.MT.
P2	2.000	x	11.380	x	2	=	22.76	SQ.MT.
P3	35.510	x	2.000	x	1	=	71.02	SQ.MT.
P4	2.000	x	6.460	x	2	=	12.92	SQ.MT.
S						=	**118.38**	**SQ.MT.**
TOTAL DEDUCTION (Y4) (Y1+Y2+Y3)							**1220.58**	**SQ.MT.**
TOTAL BUILT UP AREA (Y5) (X-Y4)						=	**144.21**	**SQ.MT.**

SHEET - 07/15

DATE & STAMP OF APPROVAL

Commencement Certificate is granted subject to conditions mentioned in certificate vide no. CIDCO/NAINA/Panvel/Kolkhe/BP-527/CC/2022/171 dated 16.03.2022

RAJA BHAGUJI WAGHMARE

Digitally signed by RAJA BHAGUJI WAGHMARE
Date: 2022.03.17 13:24:09 +05'30'

CONTENTS OF SHEET

- TYPICAL FLOOR PLAN
- GR. FLOOR
- RENTAL BUILDING
- AREA DIAGRAM & CALCULATION
- FLOOR WISE AREA STATEMENT

SCHEDULE OF DOORS & WINDOWS					
TYPE	SIZE		SILL HT	FRAME	DESCRIPTION
DOOR	D	1.200 X	2.100	2.10	T.W.PANELLED DOORS
	D1	0.900 X	2.100	2.10	T.W. FLUSH DOOR
	D2	0.750 X	2.100	2.10	SWING DOORS
WINDOW	W	2.1 X	1.1	0.80	2.10	AL SLIDING GLAZED WINDOW
	W1	1.5 X	1.1	0.80	2.10	AL SLIDING GLAZED WINDOW
	F	0.6 X	0.3	2.30	2.54	LOUVERS S/S TABLE WIN.JAMB
	RJ					R.C.C. JALI

CAD BY	RAILATH ANSHIF	
CHKD BY		
DATE :-		
DATE OF REV.		
SCALE	1:100	D.A.P.L. 1296

DESCRIPTION OF PROPOSAL & PROPERTY

PROPOSED RENTAL HOUSING SCHEME
GUT NO. 187, 188, 190
AT VILLAGE - KOLKHE,
TAL-PANVEL, DIST-RAIGAD

NAME, ADDRESS & SIGN OF THE OWNER

SIGN OF ARCHITECT

DIMENSIONS ARCHITECTS PVT. LTD.
ARCHITECTS PROJECT & MANAGERS
CARPET/1690

AR. LENA K. GOSAVI. (CA / 94 / 17690)

ARCHITECT

DIMENSIONS
ARCHITECTS PVT. LTD.
Studio: Flat No.99,Near Sagar Vihar,Sector-8,
Vashi,Navi Mumbai 400 703 India
Tel:- 91-22-2782 3141|101,Ext| Fax 91-22-2782 3561
Email: dimensions_india@rediffmail.com
Info@dimensionsarchitect.in

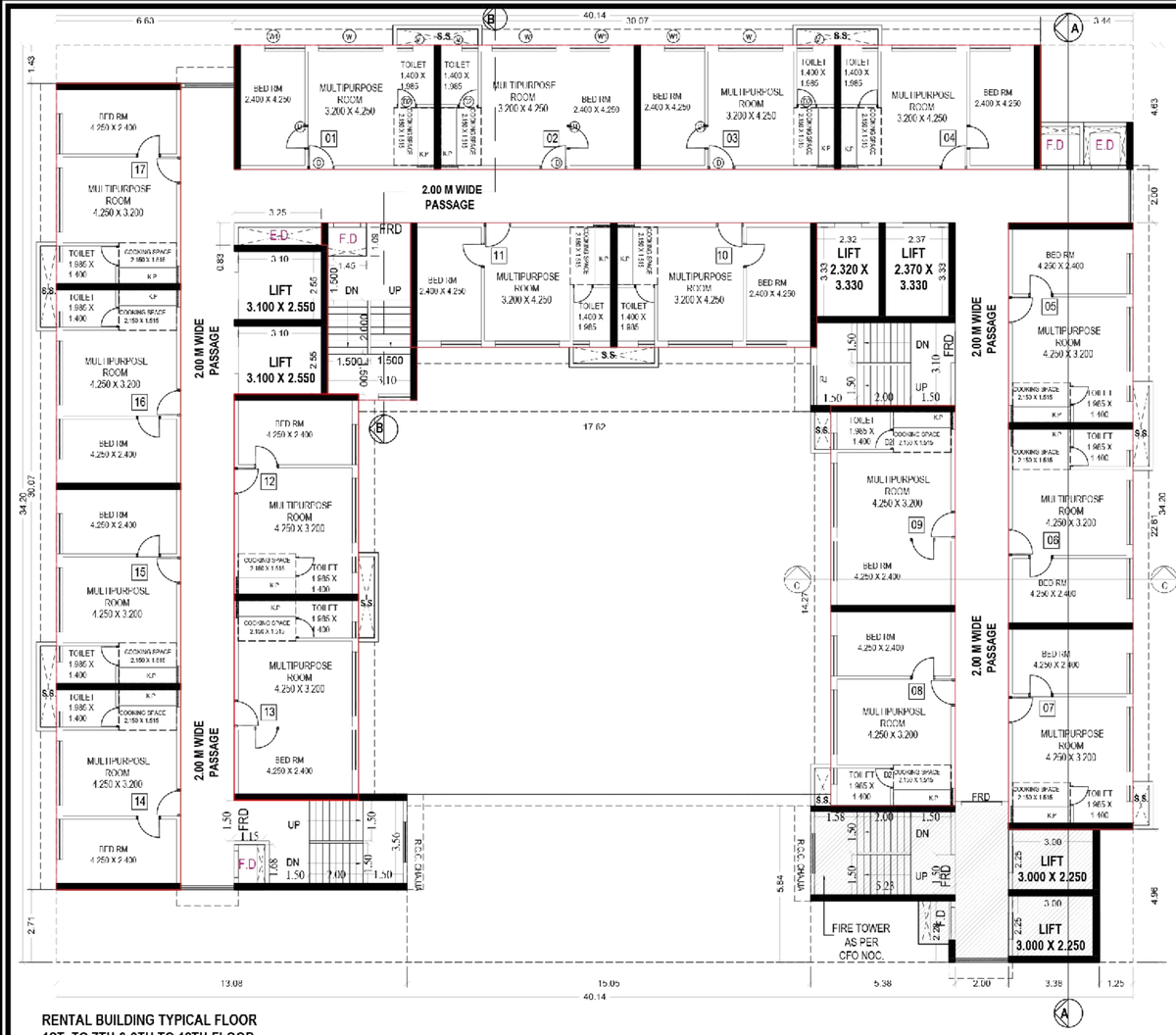

RENTAL BUILDING TYPICAL FLOOR
1ST TO 7TH & 9TH TO 12TH FLOOR.

SCALE :- 1:100

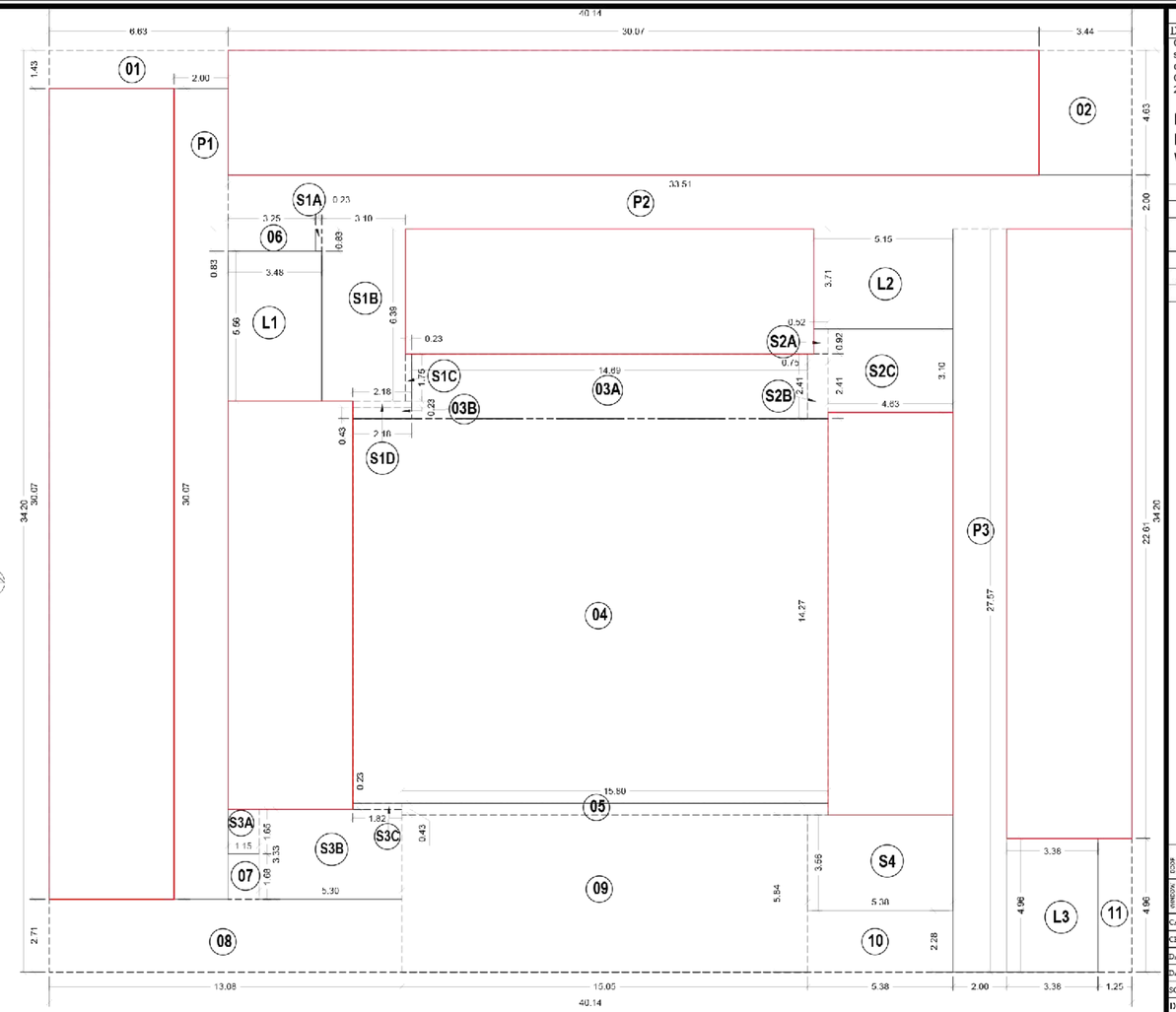

LINE DIAGRAM FOR RENTAL BUILDING
1ST TO 7TH & 9TH TO 12TH FLOOR SCALE :- 1:100

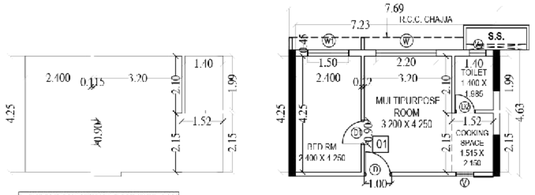

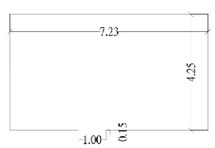

TYPICAL RENTAL UNIT CALCULATION					
	SIZE				AREA
MP ROOM	3.20	X	4.25	=	13.60
COOKING SPACE	1.52	X	2.15	=	3.26
TOILET	1.40	X	1.99	=	2.78
BED ROOM	2.40	X	4.25	=	10.20
DOOR JAM	0.75	X	0.115	=	0.09
	0.90	X	0.115	=	0.10
	1.00	X	0.15	=	0.15
TOTAL				=	30.18

TYPICAL RENTAL UNIT CALCULATION AS PER RERA					
	SIZE				AREA
1	7.23	X	4.25	=	30.73
2	1.00	X	0.15	=	0.15
TOTAL				=	30.88

LIGHT AND VENTILATION STATEMENT				
ROOM	AREA OF ROOM (SQM)	AREA OF WIN REQ. (SQM)	AREA OF WIN PROV.(SQM)	TYPE OF WINDOW PROVD.
MULTIPURPOSE ROOM	16.86	2.81	2.86	W
BED	10.20	1.70	1.95	W1
TOILET	2.78	0.46	0.54	V

BUILT UP AREA CALCULATION FOR 1ST TO 7TH, 9TH TO 12TH, FLOOR PLAN [RENTAL BUILDING]							
ADDITION (X)							
A	40.14	x	34.2	x 1	=	1372.79	SQ.MT.
TOTAL					=	1372.79	SQ.MT.
STANDARD DEDUCTION (Y1)							
1	5.63	x	1.43	x 1	=	8.48	SQ.MT.
2	3.44	x	4.63	x 1	=	15.93	SQ.MT.
3A	14.69	x	2.41	x 1	=	35.40	SQ.MT.
3B	2.18	x	0.43	x 1	=	0.94	SQ.MT.
4	17.62	x	14.27	x 1	=	251.44	SQ.MT.
5	15.80	x	0.43	x 1	=	6.79	SQ.MT.
6	3.25	x	0.83	x 1	=	2.70	SQ.MT.
7	1.15	x	1.68	x 1	=	1.93	SQ.MT.
8	13.08	x	2.71	x 1	=	35.45	SQ.MT.
9	15.05	x	5.84	x 1	=	87.89	SQ.MT.
10	5.38	x	2.28	x 1	=	12.27	SQ.MT.
11	3.25	x	4.96	x 1	=	6.20	SQ.MT.
TOTAL					=	466.42	SQ.MT.
STAIRCASE,LIFT,LIFT LOBBY DEDUCTION (Y2)							
S1A	0.23	x	0.83	x 1	=	0.19	SQ.MT.
S1B	3.10	x	6.39	x 1	=	19.81	SQ.MT.
S1C	0.23	x	1.75	x 1	=	0.40	SQ.MT.
S1D	2.18	x	0.23	x 1	=	0.50	SQ.MT.
S2A	0.52	x	0.92	x 1	=	0.48	SQ.MT.
S2B	0.75	x	2.41	x 1	=	1.81	SQ.MT.
S2C	4.63	x	3.10	x 1	=	14.35	SQ.MT.
S3A	1.15	x	1.65	x 1	=	1.90	SQ.MT.
S3B	5.30	x	3.33	x 1	=	17.65	SQ.MT.
S3C	1.82	x	0.23	x 1	=	0.42	SQ.MT.
S4	5.38	x	3.56	x 1	=	19.15	SQ.MT.
L1	3.48	x	5.56	x 1	=	19.35	SQ.MT.
L2	5.15	x	3.71	x 1	=	19.11	SQ.MT.
L3	4.96	x	3.38	x 1	=	16.76	SQ.MT.
TOTAL					=	131.88	SQ.MT.
PASSAGE DEDUCTION (Y3)							
P1	2.00	x	30.07	x 1	=	60.14	SQ.MT.
P2	33.51	x	2.00	x 1	=	67.02	SQ.MT.
P3	2.00	x	27.57	x 1	=	55.14	SQ.MT.
TOTAL					=	182.30	SQ.MT.
TOTAL DEDUCTION (Y4) [Y1+Y2+Y3]						780.60	SQ.MT.
TOTAL BUILT UP AREA (Y5) (X-Y4)					=	592.19	SQ.MT.

SHEET - 08/15

DATE & STAMP OF APPROVAL

Commencement Certificate is granted subject to conditions mentioned in certificate vide no. CIDCO/NAINA/Panvel/Kolkhe/BP-527/CC/2022/171 dated 16.03.2022

RAJA BHAGUJI WAGHMARE

Digitally signed by RAJA BHAGUJI WAGHMARE
Date: 2022.03.17 13:24:28 +05'30'

CONTENTS OF SHEET

TYPICAL FLOOR PLAN

1ST TO 7TH & 9TH TO 12TH ,

RENTAL BUILDING

AREA DIAGRAM & CALCULATION

FLOOR WISE AREA STATEMENT

SCHEDULE OF DOORS & WINDOW					
	TYPE	SIZE	SILL HT.	AREA	DESCRIPTION
DOOR	D	0.75 X 2.10		1.58	T.W. FLUSH DOOR
	D1	0.90 X 2.10		1.89	T.W. FLUSH DOOR
	D2	0.75 X 2.10		1.58	WOODEN DOOR
WINDOW	W	2.1 X 1.5	0.90	3.15	AL.SLIDING GLASS WINDOW
	W1	1.5 X 1.5	0.90	2.25	AL.SLIDING GLASS WINDOW
	V	0.6 X 0.9	1.50	0.54	LOUVER OPENABLE WINDOW
					R.C.C. GRILL

CAD BY.	KAILASH ANGRE	
CHKD.BY.		
DATE :-		
DATE OF REV.		
SCALE	1:100	D.A.P.I. 1289

DESCRIPTION OF PROPOSAL & PROPERTY

PROPOSED RENTAL HOUSING SCHEME
GUT NO. 187, 188, 190
AT VILLAGE - KOLKHE,
TAL.-PANVEL, DIST-RAIGAD

NAME, ADDRESS & SIGN OF THE OWNER

SIGN OF ARCHITECT

DIMENSIONS ARCHITECTS PVT. LTD. ARCHITECTS PROJECT MANAGERS CA/94/17690

AR. LENA K. GOSAVI. (CA / 94 / 17690

ARCHITECT

DIMENSIONS ARCHITECTS PVT. LTD.
Studio: Plot No.592 Near Sagar Vihar,Sector- 8,
Vashi, Navi Mumbai 400 703 India.
Tel: - 91-22-2782 3141(All lines) Fax 91-22-2782 3644
Email : dimensions_mehta@vsnl.net.in
Info@dimensionsarchitects.in

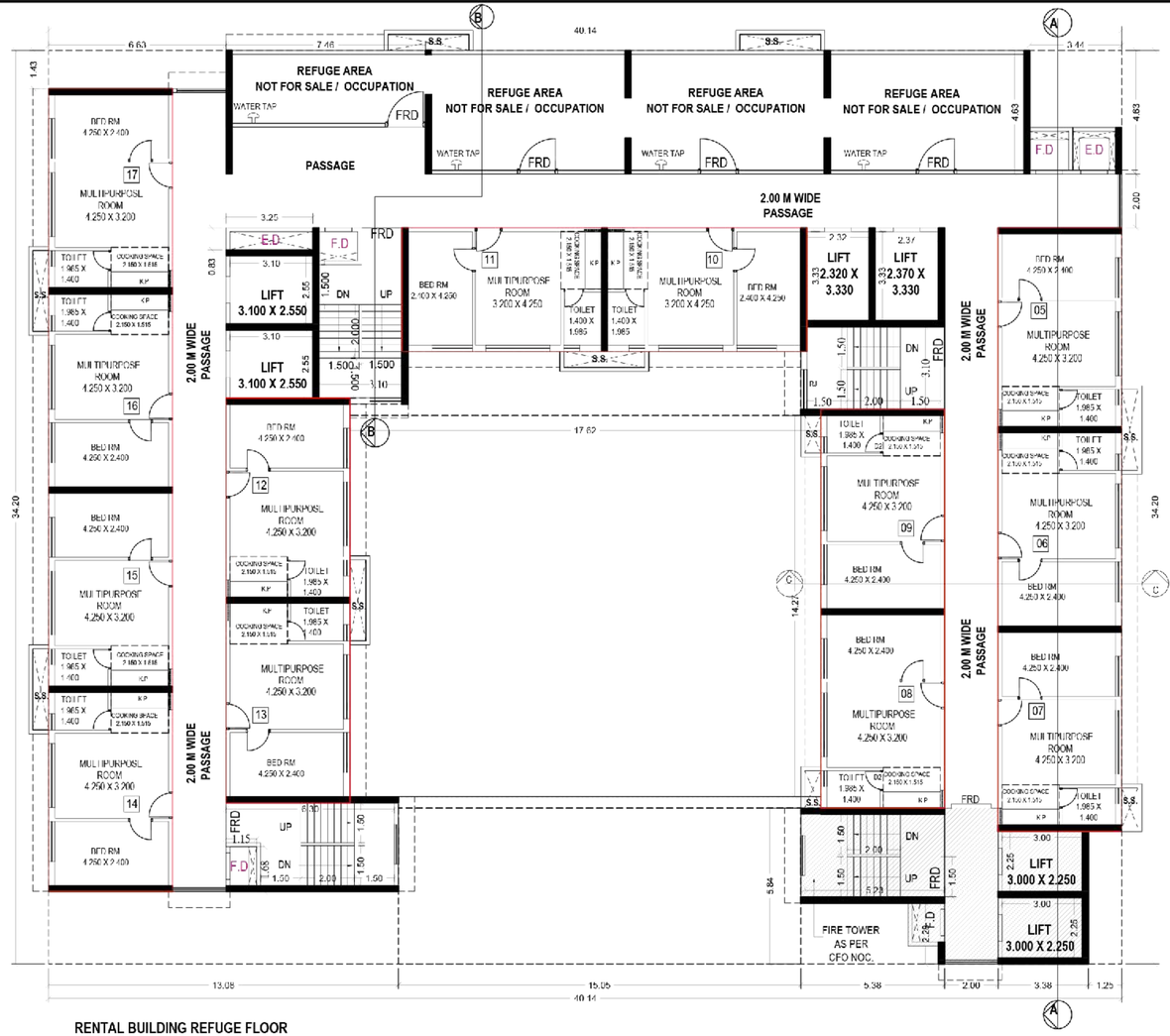

RENTAL BUILDING REFUGE FLOOR
8TH FLOOR SCALE :- 1:100

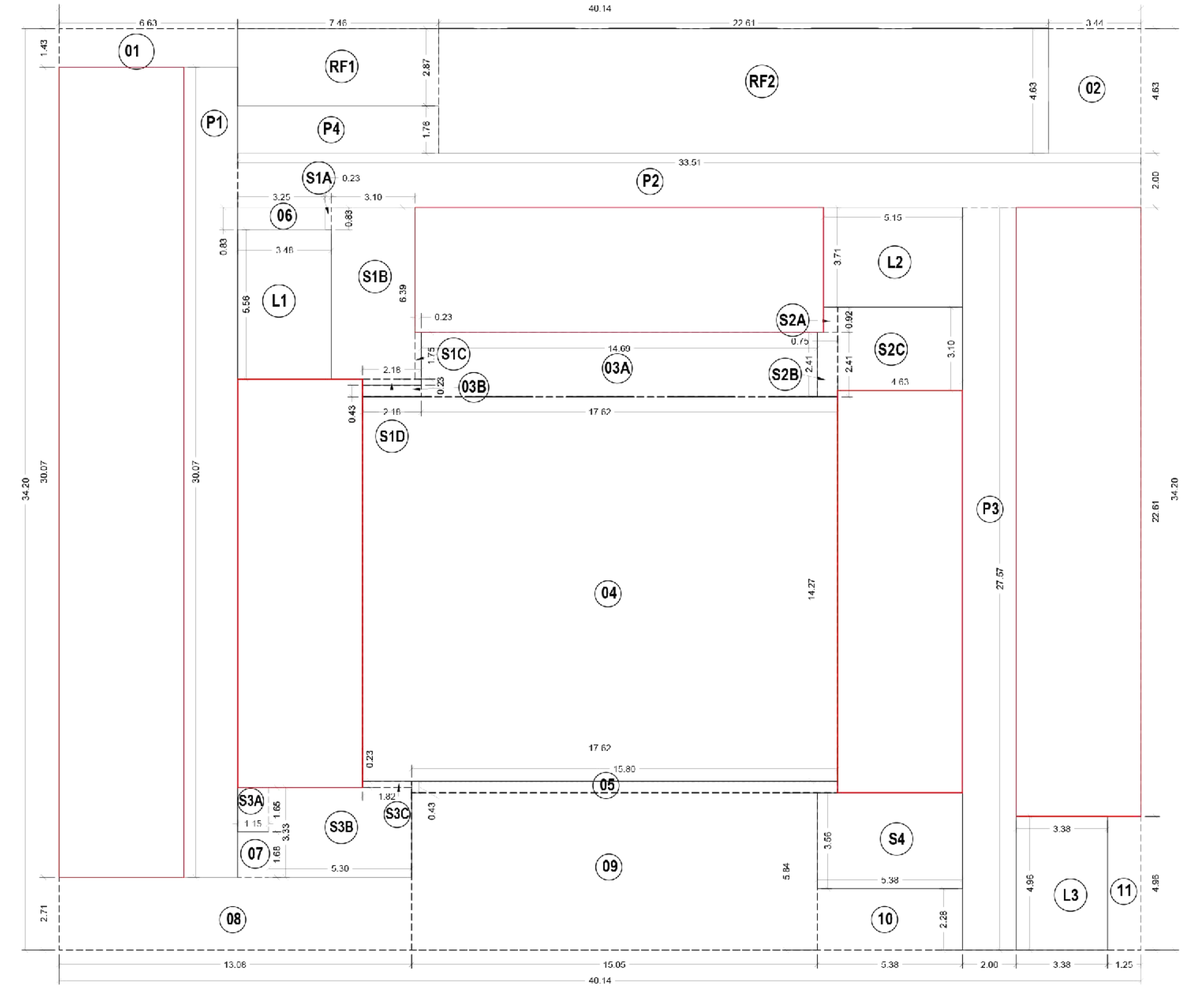

RENTAL BUILDING
AREA DIAGRAM PLAN REFUGE FLOOR
8TH FLOOR. SCALE :- 1:100

	REFUGE AREA STATEMENT (RENTAL BUILDING)				
	REFUGE AREA REQ. AT 8TH,13TH & 18TH FL	TOTAL NO. OF PERSON ABOVE FLOORS			
		NO OF FLAT	X	FLOORS	TOTAL
1	8TH FL	13.00	X	1.00	13
2	9TH TO 12TH TYPICAL FLOOR	17.00	X	4.00	68
3	TOTAL NO. OF FLAT [1 + 2]				81
4	NO. OF PERSON PER FLAT				5
5	TOTAL PERSON [3 X 4]				405
6	REQ.REFUGE AREA PER PERSON				0.3
7	REQ. REFUGE AREA				121.5
8	ADDITIONAL AREA REQ. FOR WHEELCHAIR (@0.90 m2 PER 200 PAX)				2.7
9	TOTAL REFUGE AREA REQUIRED (7+8)				**124.20**
10	GROSS AREA OF FLOORS				4429.72
11	OCCUPANCY LOAD				12.5
12	TOTAL NO. OF PERSON [10 / 11]				354.38
13	REQ. REFUGE AREA [12 X 6]				**106.31**
14	ADDITIONAL AREA REQ. FOR WHEELCHAIR (@0.90 m2 PER 200 PAX)				**1.80**
15	TOTAL REFUGE AREA REQUIRED (13 + 14)				**108.11**
16	TOTAL PROVIDED REFUGE AREA				**126.09**
17	EXCESS REFUGE AREA [16 -15]				**1.89**

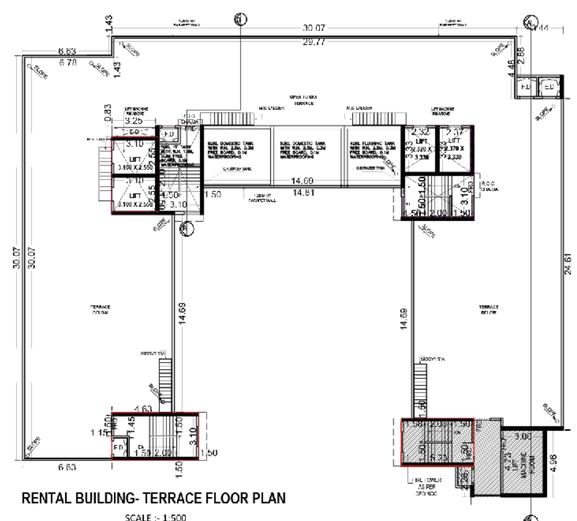

RENTAL BUILDING- TERRACE FLOOR PLAN
SCALE :- 1:500

BUILT UP AREA CALCULATION FOR 8TH FLOOR PLAN (RENTAL BUILDING)								
ADDITION (X)								
A	42.24	x	34.2	x	1	=	1372.79	SQ.MT.
TOTAL						=	**1372.79**	**SQ.MT.**
STANDARD DEDUCTION (Y1)								
1	6.63	x	1.43	x	1.0	=	9.48	SQ.MT.
2	3.44	x	4.63	x	1.0	=	15.93	SQ.MT.
3A	14.09	x	2.41	x	1.0	=	33.40	SQ.MT.
3B	2.18	x	0.43	x	1.0	=	0.94	SQ.MT.
4	17.62	x	14.27	x	1.0	=	251.44	SQ.MT.
5	15.80	x	0.43	x	1.0	=	6.79	SQ.MT.
6	3.25	x	0.83	x	1.0	=	2.70	SQ.MT.
7	1.15	x	1.65	x	1.0	=	1.93	SQ.MT.
8	13.08	x	2.71	x	1.0	=	35.45	SQ.MT.
9	15.05	x	5.84	x	1.0	=	87.89	SQ.MT.
10	5.38	x	2.28	x	1.0	=	12.27	SQ.M.
11	1.25	x	4.95	x	1.0	=	6.20	SQ.MT.
TOTAL						=	**466.42**	**SQ.MT.**
STAIRCASE,LIFT,LIFT LOBBY DEDUCTION (Y2)								
S1A	0.23	x	0.83	x	1.00	=	0.19	SQ.MT.
S1B	3.10	x	6.39	x	1.00	=	19.81	SQ.MT.
S1C	0.23	x	1.75	x	1.00	=	0.40	SQ.MT.
S1D	2.18	x	0.23	x	1.00	=	0.50	SQ.MT.
S2A	0.92	x	0.92	x	1.00	=	0.85	SQ.MT.
S2B	0.75	x	2.41	x	1.00	=	1.81	SQ.MT.
S2C	4.63	x	3.10	x	1.00	=	14.35	SQ.MT.
S3A	1.15	x	1.65	x	1.00	=	1.90	SQ.MT.
S3B	5.30	x	3.33	x	1.00	=	17.65	SQ.MT.
S3C	1.82	x	0.23	x	1.00	=	0.42	SQ.MT.
S4	5.38	x	3.55	x	1.00	=	19.15	SQ.MT.
L1	6.48	x	3.55	x	1.00		19.89	SQ.M.
L2	5.15	x	3.71	x	1.00	=	19.11	SQ.MT.
L3	4.96	x	3.38	x	1.00	=	16.76	SQ.MT.
TOTAL						=	**181.58**	**SQ.MT.**
PASSAGE DEDUCTION (Y3)								
P1	2.00	x	30.07	x	1.00	=	60.14	SQ.MT.
P2	33.51	x	2.00	x	1.00	=	67.02	SQ.MT.
P3	3.00	x	27.57	x	1.00	=	82.72	SQ.MT.
P4	7.46	x	1.78	x	2.00		26.58	SQ.M.
TOTAL						=	**195.43**	**SQ.MT.**
REFUGE AREA DEDUCTION (Y4)								
RF1	7.46	x	2.87	x	1	=	21.41	SQ.MT.
RF2	22.61	x	4.63	x	1	=	104.68	SQ.MT.
TOTAL						=	**126.09**	**SQ.MT.**
TOTAL DEDUCTION (Y5) (Y1+Y2+Y3+Y4)							**919.52**	SQ.MT.
BUILT UP AREA (Y7) (X-Y6)						=	**452.97**	SQ.MT.
EXESS AREA IN REFUGE (Y4)						=	**1.89**	**SQ.MT.**
TOTAL BUILT UP AREA (Y7) (X-Y6)						=	**454.86**	SQ.MT.

SHEET - 9/15

DATE & STAMP OF APPROVAL

Commencement Certificate is granted subject to conditions mentioned in certificate vide no. CIDCO/NAINA/Panvel/Kolkhe/BP-527/CC/2022/171 dated 16.03.2022

RAJA BHAGUJI WAGHMARE

Digitally signed by RAJA BHAGUJI WAGHMARE
Date: 2022.03.17 13:24:46 +05'30'

CONTENTS OF SHEET

TYPICAL FLOOR PLAN
8th FLOOR
RENTAL BUILDING
AREA DIAGRAM & CALCULATION
FLOOR WISE AREA STATEMENT

SCHEDULE OF DOOR & WINDOW

TYPE	SIZE		NO.	SILL HT.	REMARK	FINISH OPTION
DOOR	D1	1.120 X	2.10		2.10	T.W PANELLED DOOR
	D2	1.120 X	2.10		2.10	T.W PANELLED DOOR
	D3	0.75 X	2.10		2.10	T.W FLUSH DOOR
	D4	0.75 X	2.10		2.10	T.W FLUSH DOOR
WINDOW	W	2.2	1.1	0.90	2.00	SL.SLIDING GLAZED WINDOW
	W1	3.3	1.1	0.90	3.1	SL.SLIDING GLAZED WINDOW
	V	0.61	0.61	1.80	2.51	LOUVERS OR WALL VENT

ARCHITECT	EAILASH ANGRE	
DATE OF REV	1:100	D.A.P.L 2299

DESCRIPTION OF PROPOSAL & PROPERTY

PROPOSED RENTAL HOUSING SCHEME GUT NO. 187, 188, 190 AT VILLAGE - KOLKHE, TAL-PANVEL, DIST-RAIGAD

NAME, ADDRESS & SIGN OF THE OWNER

SIGN OF ARCHITECT

DIMENSIONS ARCHITECTS PVT. LTD. ARCHITECTS PROJECT MANAGERS CA/94/17690

AR. LENA K. GOSAVI. (CA / 94 / 17690)

ARCHITECT

DIMENSIONS ARCHITECTS PVT. LTD.
Sunrise Plot No 00 Near Sagar Vihar Sector 8, Vashi,Navi Mumbai-400 703 India
Tel. - 91-22-2782 3141(Allians) Fax 91-22-2782 3141
Email: dimensions_india@rediffmail.com
info@dimensionsarchitects.in

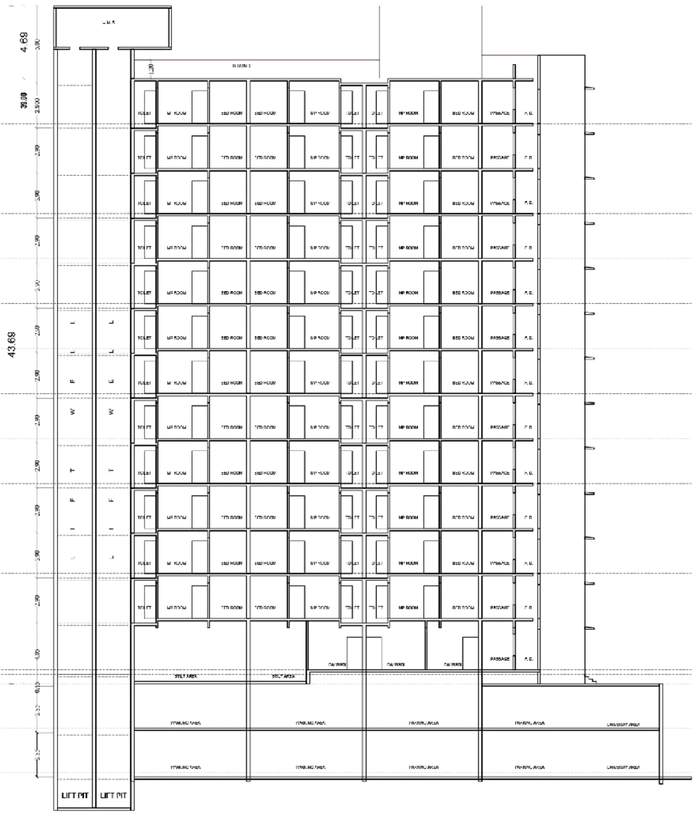

RENTAL BUILDING
SECTION @ A - A
SCALE :- 1:200

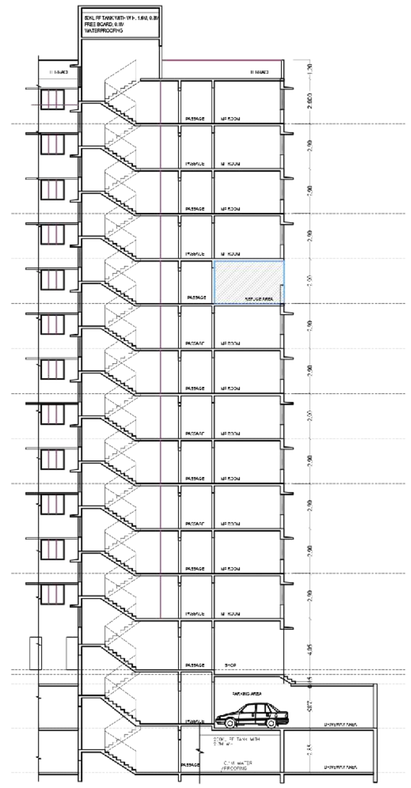

RENTAL BUILDING
SECTION @ B - B
SCALE :- 1:200

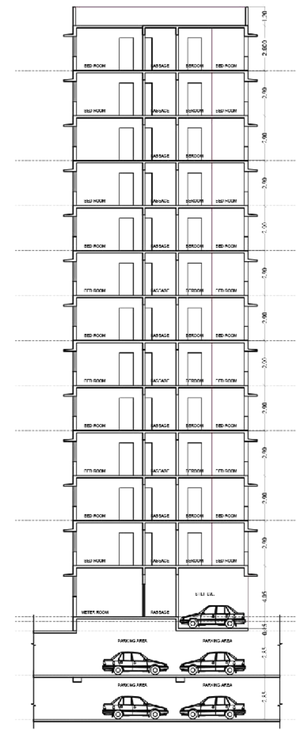

RENTAL BUILDING
SECTION @ C - C
SCALE :- 1:200

RENTAL BUILDING
FRONT ELEVATION **[ROAD SIDE]**
SCALE :- 1:200

SHEET - 10/15

DATE & STAMP OF APPROVAL

Commencement Certificate is granted subject to conditions mentioned in certificate vide no. CIDCO/NAINA/Panvel/Kolkhe/BP-527/CC/2022/171 dated 16.03.2022

RAJA BHAGUJI WAGHMARE

Digitally signed by RAJA BHAGUJI WAGHMARE
Date: 2022.03.17 13:25:05 +05'30'

CONTENTS OF SHEET

SECTION A-A, B-B & C-C
ROAD SIDE ELEVATION
RENTAL BUILDING

CAD BY.	KAILASH ANGRE	
CHKD BY.		
DATE :-		
DATE OF REV.		
SCALE	1:200	D.A.P.I. 1299

DESCRIPTION OF PROPOSAL & PROPERTY

PROPOSED RENTAL HOUSING SCHEME
GUT NO. 187, 188, 190
AT VILLAGE - KOLKHE,
TAL.-PANVEL, DIST-RAIGAD

NAME, ADDRESS & SIGN OF THE OWNER

SIGN OF ARCHITECT

DIMENSIONS ARCHITECTS PVT. LTD. ARCHITECTS PROJECTS MANAGERS CA/94/17690

AR. LENA K. GOSAVI. (CA / 94 / 17690)

ARCHITECT

DIMENSIONS
ARCHITECTS PVT. LTD.
Studio: Plot No.99,Near Sagar Vihar,Sector- 8,
Vashi,Navi Mumbai -400 703 India
Tel:- 91-22-2782 3141(10Lines) Fax 91-22-2782 3641
Email - dimensions_india@rediffmail.com
Info@dimensionsarchitect.in

LIGHT AND VENTILATION STATEMENT (SALE TYPE - A , FLAT NO 1,4)			
ROOM	AREA OF ROOM (SQM)	AREA OF WIN REQ. (SQM)	AREA OF WIN PROV.(SQM)	TYPE OF WINDOW
LIVING	13.826	3.275	4.100	W
BED ROOM 1	9.163	1.527	2.430	W1
BED ROOM 2	11.125	1.854	2.430	W1
KITCHEN	7.472	1.245	3.075	W2
TOILET 1	2.978	0.496	0.675	V1
TOILET 2	2.978	0.496	0.675	V1

LIGHT AND VENTILATION STATEMENT (SALE TYPE - A , FLAT NO 2,3)			
ROOM	AREA OF ROOM (SQM)	AREA OF WIN REQ. (SQM)	AREA OF WIN PROV.(SQM)	TYPE OF WINDOW
LIVING	13.183	2.197	4.100	W
BED ROOM 1	10.110	1.685	2.430	W1
KITCHEN	7.485	1.248	3.075	W2
TOILET 1	2.337	0.389	0.540	V1
TOILET 2	2.400	0.400	0.540	V1

LIGHT AND VENTILATION STATEMENT (SALE TYPE - A , FLAT NO 5, 8)			
ROOM	AREA OF ROOM (SQM)	AREA OF WIN REQ. (SQM)	AREA OF WIN PROV.(SQM)	TYPE OF WINDOW
LIVING	12.857	2.189	4.100	W
BED ROOM 1	10.110	1.685	2.430	W1
KITCHEN	7.485	1.248	3.075	W2
TOILET 1	2.284	0.414	0.540	V1
TOILET 2	2.200	0.367	0.540	V1

LIGHT AND VENTILATION STATEMENT (SALE TYPE - A , FLAT NO 6, 7)			
ROOM	AREA OF ROOM (SQM)	AREA OF WIN REQ. (SQM)	AREA OF WIN PROV.(SQM)	TYPE OF WINDOW
LIVING	12.857	2.189	4.100	W
BED ROOM 1	9.163	1.527	2.430	W1
BED ROOM 2	12.000	2.000	2.430	W1
KITCHEN	7.771	1.295	3.075	W2
TOILET 1	2.985	0.498	0.675	V1
TOILET 2	3.108	0.518	0.675	V1

CARPET AREA STATEMENT FOR TYPICAL FLOOR (SALE TYPE - A)			
FLAT NO. 1	=	58.75	SQ.MT.
FLAT NO. 2	=	37.83	SQ.MT.
FLAT NO. 3	=	37.83	SQ.MT.
FLAT NO. 4	=	58.75	SQ.MT.
FLAT NO. 5	=	38.17	SQ.MT.
FLAT NO. 6	=	54.88	SQ.MT.
FLAT NO. 7	=	54.88	SQ.MT.
FLAT NO. 8	=	38.17	SQ.MT.
TYPICAL FLOOR (SALE TYPE - B)			
FLAT NO. 1	=	58.96	SQ.MT.
FLAT NO. 2	=	55.11	SQ.MT.
FLAT NO. 3	=	55.11	SQ.MT.
FLAT NO. 4	=	58.96	SQ.MT.
FLAT NO. 5	=	36.52	SQ.MT.
FLAT NO. 6	=	36.52	SQ.MT.
FLAT NO. 7	=	36.26	SQ.MT.

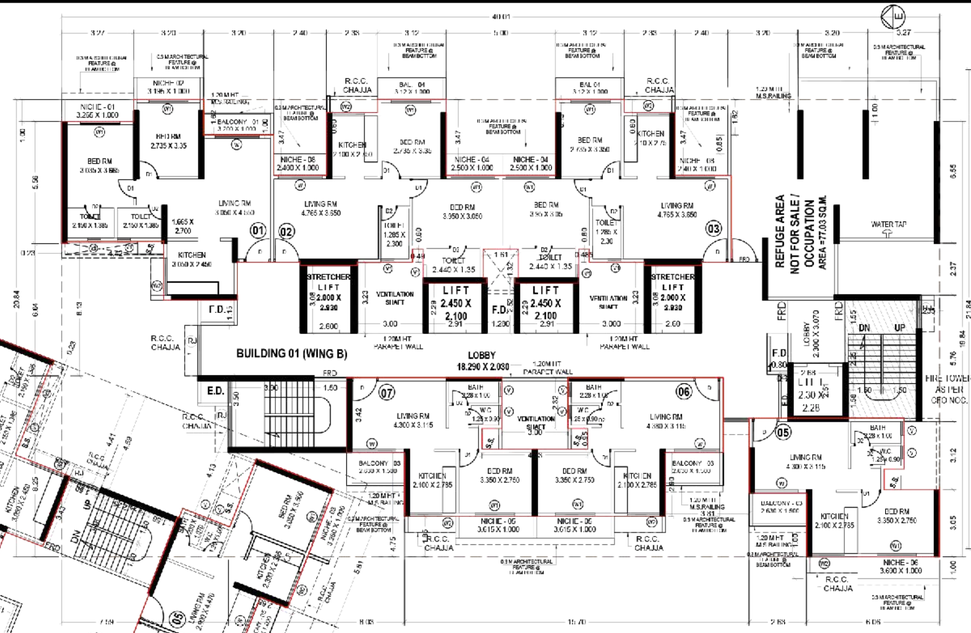

(BUILDING 01-WING B) FLOOR PLAN
(8TH FLOOR)
SCALE :- 1:100

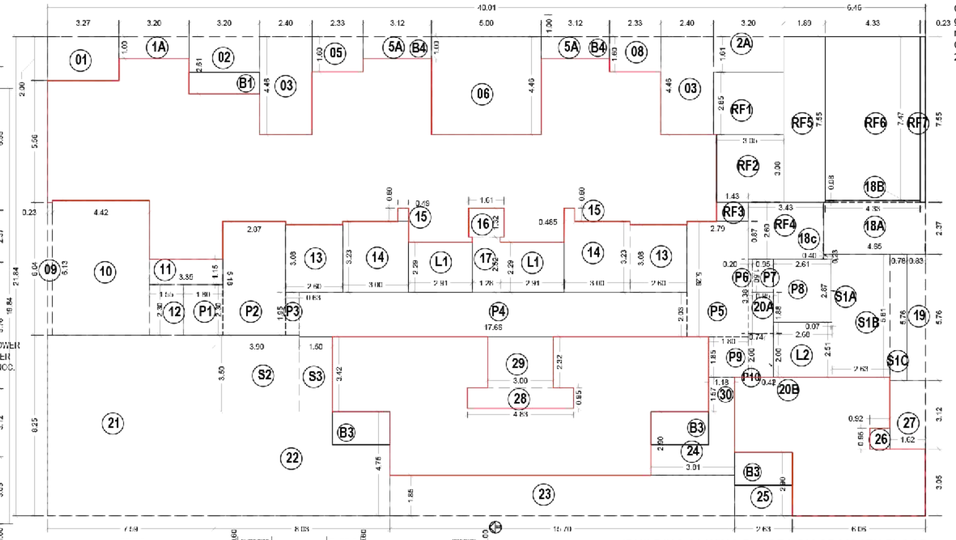

(BUILDING 01-WING B) AREA DIAGRAM 8TH FLOOR

(BUILDING 01-WING A) REFUGE FLOOR
(8TH FL.)
SCALE :- 1:100

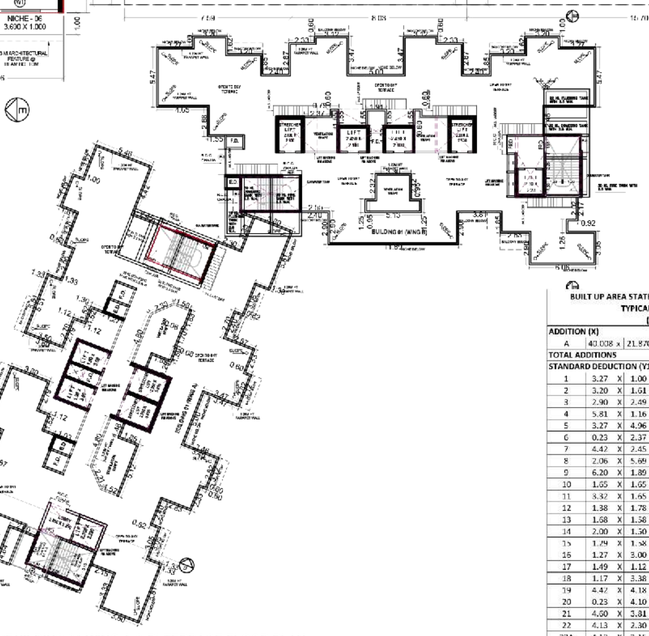

(BUILDING 01-WING A & B) TERRACE FLOOR PLAN
SCALE :- 1:500

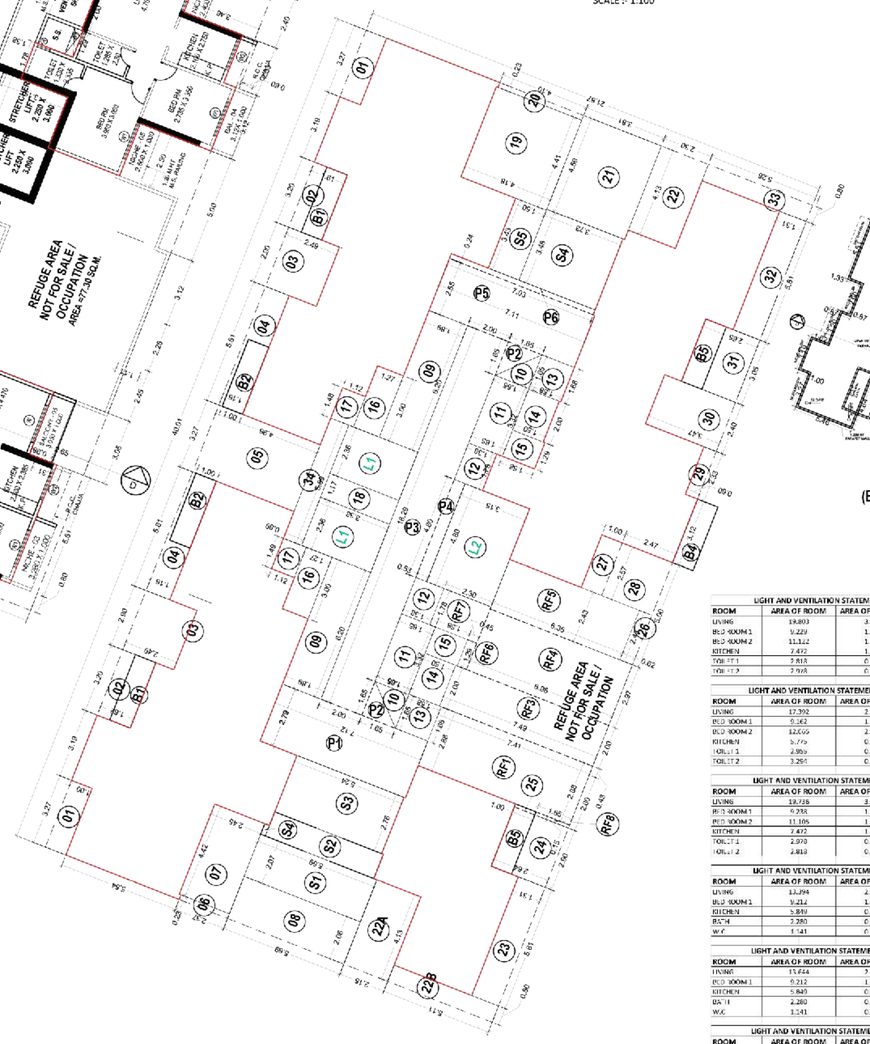

(BUILDING 01-WING A) AREA DIAGRAM TYPICAL REFUGE FLOOR
(8TH FL.)

BUILDING 01 (FOR 8TH FLOOR)						
WING A						
NICHE - 01	=	3.195	1.000	2.000	=	6.390
NICHE - 02	=	3.265	1.000	2.000	=	6.530
NICHE - 03	=	3.280	1.000	2.000	=	6.560
NICHE - 05	=	2.500	1.000	2.000	=	5.000
NICHE - 07	=	2.900	1.000	2.000	=	5.800
NICHE - 08	=	2.400	1.000	2.000	=	4.800
WING B						
NICHE - 01	=	3.265	1.000	1.000	=	3.27
NICHE - 02	=	3.195	1.000	1.000	=	3.20
NICHE - 03	=	3.200	1.000	2.000	=	6.40
NICHE - 04	=	2.500	1.000	2.000	=	5.00
NICHE - 05	=	3.615	1.000	1.000	=	3.62
NICHE - 06	=	3.690	1.000	1.000	=	3.69
NICHE - 08	=	2.400	1.000	1.000	=	2.40

LIGHT AND VENTILATION STATEMENT (SALE TYPE - B , FLAT NO- 1)			
ROOM	AREA OF ROOM	AREA OF WIN REQ.	AREA OF WIN	TYPE OF
LIVING	19.803	3.301	4.100	W
BED ROOM 1	9.229	1.539	2.430	W1
BED ROOM 2	11.122	1.854	2.430	W1
KITCHEN	7.472	1.245	3.075	W2
TOILET 1	2.818	0.470	0.675	V1
TOILET 2	2.818	0.470	0.675	V1

LIGHT AND VENTILATION STATEMENT (SALE TYPE - B , FLAT NO - 2, 3)			
ROOM	AREA OF ROOM	AREA OF WIN REQ.	AREA OF WIN	TYPE OF
LIVING	17.392	2.899	4.100	W
BED ROOM 1	9.162	1.527	2.430	W1
BED ROOM 2	12.066	2.011	2.430	W1
KITCHEN	7.776	0.962	3.075	W2
TOILET 1	2.950	0.492	0.675	V1
TOILET 2	3.295	0.549	0.675	V1

LIGHT AND VENTILATION STATEMENT (SALE TYPE - B , FLAT NO- 4)			
ROOM	AREA OF ROOM	AREA OF WIN REQ.	AREA OF WIN	TYPE OF
LIVING	19.728	3.289	4.100	W
BED ROOM 1	9.236	1.540	2.430	W1
BED ROOM 2	11.105	1.851	2.430	W1
KITCHEN	7.472	1.245	3.075	W2
TOILET 1	2.970	0.495	0.675	V1
TOILET 2	2.818	0.470	0.675	V1

LIGHT AND VENTILATION STATEMENT (SALE TYPE - B , FLAT NO - 5)			
ROOM	AREA OF ROOM	AREA OF WIN	AREA OF WIN	TYPE OF
LIVING	13.294	2.232	4.100	W
BED ROOM 1	9.212	1.535	2.430	W1
KITCHEN	5.849	0.975	3.075	W2
BATH	2.280	0.380	0.540	V1
W.C	1.141	0.190	0.540	V1

LIGHT AND VENTILATION STATEMENT (SALE TYPE - B , FLAT NO - 06)			
ROOM	AREA OF ROOM	AREA OF WIN REQ.	AREA OF WIN	TYPE OF
LIVING	13.844	2.274	4.100	W
BED ROOM 1	9.212	1.535	2.430	W1
KITCHEN	5.849	0.975	3.075	W2
BATH	2.280	0.380	0.540	V
W.C	1.141	0.190	0.540	V

LIGHT AND VENTILATION STATEMENT (SALE TYPE - B , FLAT NO - 07)			
ROOM	AREA OF ROOM	AREA OF WIN REQ.	AREA OF WIN	TYPE OF
LIVING	13.899	2.283	4.100	W
BED ROOM 1	9.212	1.535	2.430	W1
KITCHEN	5.849	0.975	3.075	W2
BATH	2.280	0.380	0.540	V
W.C	1.141	0.190	0.540	V

REFUGE AREA STATEMENT WING A						
	8TH FLOOR	TOTAL NO. OF PERSON ABOVE FLOORS				
		NO OF FLAT	X	FLOORS		TOTAL
1	8TH FL	7.00	x	1.00		7
2	9TH TO 12TH	8.00	X	4.00		32
3	TOTAL NO. OF FLAT (1 + 2)					39
4	NO. OF PERSON PER FLAT					5
5	TOTAL PERSON (5 X 4)					195
6	REQ.REFUGE AREA PER PERSON					0.3
7	REQ. REFUGE AREA					58.5
8	ADDITIONAL AREA REQ. FOR WHEELCHAIR (@0.30 m2 PER 200 PAX)					0.9
9	TOTAL REFUGE AREA REQUIRED (7+8)					59.40
10	GROSS AREA OF FLOORS					2795.99
11	OCCUPANCY LOAD					12.5
12	TOTAL NO. OF PERSON (10 / 11)					251.6312
13	REQ. REFUGE AREA (12 X 0)					75.49
14	ADDITIONAL AREA REQ. FOR WHEELCHAIR (@0.30 m2 PER 200 PAX)					1.80
15	TOTAL REFUGE AREA REQUIRED (13 + 14)					77.29
16	TOTAL PROVIDED REFUGE AREA					77.35
17	EXCESS REFUGE AREA (16-15)					0.06

REFUGE AREA STATEMENT WING B						
		TOTAL NO. OF PERSON ABOVE				
		NO. OF FLAT	X	FLOORS		TOTAL
1	8TH	6.00	X	1.00		6
1	9TH TO 12TH	7.00	X	4.00		28
1	TOTAL NO. OF FLAT (1 + 2)					34
1	NO. OF PERSON PER FLAT					5
1	TOTAL PERSON (3 X 4)					170
1	REQ.REFUGE AREA PER PERSON					0.3
1	REQ. REFUGE AREA					51
1	ADDITIONAL AREA REQ. FOR WHEELCHAIR (@0.30 m2 PER 200 PAX)					0.9
1	TOTAL REFUGE AREA REQUIRED (7+8)					51.90
1	GROSS AREA OF FLOORS					2795.50
1	OCCUPANCY LOAD					12.5
1	TOTAL NO. OF PERSON (10 / 11)					223.64
1	REQ. REFUGE AREA (12 X 0)					67.09
1	ADDITIONAL AREA REQ. FOR WHEELCHAIR (@0.30 m2 PER 200 PAX)					1.80
1	TOTAL REFUGE AREA REQUIRED (13 + 14)					68.89
1	TOTAL PROVIDED REFUGE AREA					77.03
1	EXCESS REFUGE AREA (16 - 15)					8.14

TOTAL BUILT UP AREA (8TH FLOOR)		
SR.NO.	DESCRIPTION	AREA IN SQ.M.
1	TYPICAL FLOOR BUILT UP AREA OF SALE TYPE - A	357.77
2	TYPICAL FLOOR BUILT UP AREA OF SALE TYPE - B	316.85
	TOTAL (A + B)	674.62

BUILT UP AREA STATEMENT BUILDING 01 (WING A)
TYPICAL REFUGE FLOOR
(8TH FL.)

ADDITION (X)									
	40.038	x	21.870		x	1	=	874.98	SQ.M.
TOTAL ADDITIONS							=	**874.98**	**SQ.M.**
STANDARD DEDUCTION (Y1)									
1	3.27	X	1.00		X	2	=	6.54	SQ.M.
2	3.20	X	1.61		X	2	=	10.30	SQ.M.
3	2.90	X	2.49		X	2	=	14.44	SQ.M.
4	5.81	X	1.16		X	2	=	13.49	SQ.M.
5	3.27	X	4.96		X	1	=	16.22	SQ.M.
6	0.23	X	2.37		X	1	=	0.55	SQ.M.
7	4.42	X	2.45		X	1	=	10.83	SQ.M.
8	2.06	X	5.69		X	1	=	11.72	SQ.M.
9	6.20	X	1.89		X	2	=	23.44	SQ.M.
10	1.65	X	1.65	X	0.5	X 2	=	2.72	SQ.M.
11	3.32	X	1.65		X	2	=	10.96	SQ.M.
12	1.38	X	1.78		X	2	=	4.91	SQ.M.
13	1.68	X	1.58		X	2	=	5.31	SQ.M.
14	2.00	X	1.50		X	2	=	6.00	SQ.M.
15	1.29	X	1.58		X	2	=	4.08	SQ.M.
16	1.27	X	3.00		X	2	=	7.62	SQ.M.
17	1.49	X	1.12		X	2	=	3.34	SQ.M.
18	1.17	X	3.38		X	1	=	3.95	SQ.M.
19	4.42	X	4.18		X	1	=	18.48	SQ.M.
20	0.23	X	4.10		X	1	=	0.94	SQ.M.
21	4.60	X	3.81		X	2	=	17.53	SQ.M.
22	4.13	X	2.30		X	1	=	9.50	SQ.M.
22A	4.15	X	2.15		X	1	=	8.92	SQ.M.
22B	0.80	X	5.12		X	1	=	4.10	SQ.M.
23	5.81	X	1.31		X	1	=	7.61	SQ.M.
24	2.90	X	2.65		X	1	=	7.69	SQ.M.
25	1.00	X	0.15		X	1	=	0.15	SQ.M.
26	2.43	X	0.62		X	1	=	1.51	SQ.M.
27	2.58	X	1.00		X	1	=	2.58	SQ.M.
28	2.57	X	3.47		X	1	=	8.92	SQ.M.
29	2.33	X	0.60		X	1	=	1.40	SQ.M.
30	2.40	X	3.47		X	1	=	8.33	SQ.M.
B1	3.05	X	2.64		X	1	=	8.05	SQ.M.
B2	3.81	X	1.52		X	1	=	5.87	SQ.M.
B3	0.80	X	5.12		X	1	=	4.10	SQ.M.
B4	5.89	X	0.89		X	1	=	5.24	SQ.M.
TOTAL							=	**276.52**	**SQ.M.**
STAIRCASE,LIFT,LIFT LOBBY DEDUCTION (Y2)									
S1.	2.07	X	5.69		X	1	=	11.78	SQ.M.
S2.	5.31	X	1.19		X	1	=	6.32	SQ.M.
S2A	0.57	X	0.75		X	1	=	0.42	SQ.M.
S3.	2.76	X	5.24		X	1	=	14.46	SQ.M.
S4.	3.48	X	3.75		X	1	=	12.98	SQ.M.
S5.	3.43	X	1.50		X	1	=	5.15	SQ.M.
L1.	2.36	X	8.38		X	2	=	19.65	SQ.M.
L2.	4.80	X	3.15		X	1	=	15.12	SQ.M.
TOTAL							=	**81.88**	**SQ.M.**
PASSAGE DEDUCTION (Y3)									
P1	2.79	X	7.12	X		1	=	19.86	SQ.M.
P2	1.65	X	1.65	X	0.5	2	=	2.72	SQ.M.
P3	18.29	X	2.00	X		1	=	36.58	SQ.M.
P4	4.80	X	0.53	X		1	=	2.54	SQ.M.
P5	2.55	X	7.11	X		1	=	18.15	SQ.M.
P6	0.24	X	7.05	X		1	=	1.69	SQ.M.
TOTAL							=	**81.52**	**SQ.M.**
REFUGE AREA DEDUCTION (Y3A)									
RF1	7.41	X	2.88	X		1	=	21.34	SQ.M.
RF3	7.50	X	2.00	X		1	=	14.99	SQ.M.
RF4	6.96	X	2.97	X		1	=	20.67	SQ.M.
RF5	6.55	X	2.43	X		1	=	15.46	SQ.M.
RF6	1.29	X	0.45	X		1	=	0.58	SQ.M.
RF7	2.30	X	1.76	X		1	=	4.05	SQ.M.
RF8	1.65	X	0.15	X		1	=	0.25	SQ.M.
TOTAL							=	**77.35**	**SQ.M.**
TOTAL DEDUCTION (Y4) (Y1+Y2+Y3)							=	**517.27**	**SQ.M.**
TOTAL BUILT UP AREA (Y5) (X-Y4)							=	**357.71**	**SQ.M.**
PERM. BALCONY (Y6) (Y5 X 10%)							=	**35.77**	**SQ.M.**
PROP. BALCONY AREA STATEMENT (Y7)									
B1	3.20	X	1.00	X		2	=	6.40	SQ.M.
B2	3.28	X	1.00	X		2	=	6.56	SQ.M.
B4	3.12	X	1.00	X		1	=	3.12	SQ.M.
B5	3.05	X	1.00	X		2	=	6.10	SQ.M.
TOTAL (Y7)							=	**22.18**	**SQ.M.**
EXCESS IN REFUGE FLOOR AREA							=	**0.06**	**SQ.M.**
TOTAL BUILT UP AREA							=	357.77	SQ.M.

(BUILDING 01-WING B)
BUILT UP AREA STATEMENT
TYPICAL FLOOR
(8TH FLOOR)

ADDITION (X)									
A	40.01	x	21.84		x	1	=	873.82	SQ.M.
TOTAL ADDITIONS							=	**873.82**	**SQ.M.**
STANDARD DEDUCTION (Y1)									
1	3.27	X	2.00		X	1.00	=	6.54	SQ.M.
1A	3.20	X	1.00		X	1.00	=	3.20	SQ.M.
2	3.20	X	2.61		X	1.00	=	8.35	SQ.M.
2A	3.20	X	1.61		X	1.00	=	5.15	SQ.M.
3	2.40	X	4.46		X	2.00	=	21.41	SQ.M.
5	2.33	X	1.60		X	1.00	=	3.73	SQ.M.
5A	3.12	X	1.00		X	2.00	=	6.24	SQ.M.
6	5.00	X	4.46		X	1.00	=	22.30	SQ.M.
8	2.33	X	1.60		X	1.00	=	3.73	SQ.M.
9	0.23	X	6.04		X	1.00	=	1.39	SQ.M.
10	4.42	X	6.13		X	1.00	=	27.09	SQ.M.
11	3.35	X	1.15		X	1.00	=	3.85	SQ.M.
12	1.55	X	2.30		X	1.00	=	3.57	SQ.M.
13	2.60	X	3.08		X	2.00	=	16.02	SQ.M.
14	3.00	X	3.23		X	2.00	=	19.38	SQ.M.
15	0.49	X	0.60		X	2.00	=	0.59	SQ.M.
16	1.61	X	1.32		X	1.00	=	2.13	SQ.M.
17	1.28	X	2.52		X	1.00	=	3.23	SQ.M.
18A	4.65	X	2.37		X	1.00	=	11.02	SQ.M.
18B	4.33	X	0.09		X	1.00	=	0.39	SQ.M.
18c	0.23	X	0.40		X	1.00	=	0.09	SQ.M.
19	0.83	X	5.76		X	1.00	=	4.78	SQ.M.
20A	0.95	X	1.88		X	1.00	=	1.79	SQ.M.
20B	0.42	X	2.00		X	1.00	=	0.84	SQ.M.
21	7.59	X	8.25		X	1.00	=	62.62	SQ.M.
22	8.03	X	4.75		X	1.00	=	38.14	SQ.M.
23	15.70	X	1.85		X	1.00	=	29.05	SQ.M.
24	3.81	X	2.90		X	1.00	=	11.05	SQ.M.
25	2.63	X	2.90		X	1.00	=	7.63	SQ.M.
26	0.92	X	0.95		X	1.00	=	0.87	SQ.M.
27	1.62	X	3.12		X	1.00	=	5.05	SQ.M.
28	4.83	X	0.95		X	1.00	=	4.59	SQ.M.
29	3.00	X	2.32		X	1.00	=	6.96	SQ.M.
30	1.18	X	1.57		X	1.00	=	1.85	SQ.M.
TOTAL							=	**344.62**	**SQ.M.**
STAIRCASE,LIFT,LIFT LOBBY DEDUCTION (Y2)									
S1A	0.07	X	2.87		X	1.00	=	0.20	SQ.M.
S1B	2.63	X	5.61		X	1.00	=	14.75	SQ.M.
S1C	0.78	X	5.76		X	1.00	=	4.49	SQ.M.
S2.	3.90	X	3.50		X	1.00	=	13.65	SQ.M.
S3.	1.50	X	3.42		X	1.00	=	5.13	SQ.M.
L1.	2.91	X	2.29		X	2.00	=	13.33	SQ.M.
L2.	2.68	X	2.51		X	1.00	=	6.73	SQ.M.
TOTAL							=	**58.28**	**SQ.M.**
PASSAGE DEDUCTION (Y3)									
P1	1.80	X	2.30		X	1.00	=	4.14	SQ.M.
P2	2.87	X	5.18		X	1.00	=	14.87	SQ.M.
P3	0.63	X	1.95		X	1.00	=	1.23	SQ.M.
P4	17.66	X	2.03		X	1.00	=	35.85	SQ.M.
P5	2.79	X	5.26		X	1.00	=	14.68	SQ.M.
P6	0.20	X	3.38		X	1.00	=	0.68	SQ.M.
P7	0.95	X	1.50		X	1.00	=	1.43	SQ.M.
P8	2.61	X	2.87		X	1.00	=	7.49	SQ.M.
P9	1.80	X	1.85		X	1.00	=	3.33	SQ.M.
P10	0.74	X	2.00		X	1.00	=	1.48	SQ.M.
TOTAL							=	**85.18**	**SQ.M.**
REFUGE AREA DEDUCTION (Y3)									
RF1	3.20	X	2.85		X	1.00	=	9.12	SQ.M.
RF2	3.05	X	3.08		X	1.00	=	9.39	SQ.M.
RF3	1.43	X	0.87		X	1.00	=	1.24	SQ.M.
RF4	3.43	X	2.60		X	1.00	=	8.92	SQ.M.
RF5	1.89	X	7.55		X	1.00	=	14.27	SQ.M.
RF6	4.33	X	7.47		X	1.00	=	32.35	SQ.M.
RF7	0.23	X	7.55		X	1.00	=	1.74	SQ.M.
TOTAL							=	**77.03**	**SQ.M.**
TOTAL DEDUCTION (Y4) (Y1+Y2+Y3)							=	**565.11**	**SQ.M.**
TOTAL BUILT UP AREA (Y5) (X-Y4)							=	**308.71**	**SQ.M.**
PERM. BALCONY (Y6) (Y5 X 10%)							=	**30.87**	**SQ.M.**
PROP. BALCONY AREA STATEMENT (Y7)									
B1	3.20	X	1.00	X		1	=	3.20	SQ.M.
B4	3.12	X	1.00	X		2	=	6.24	SQ.M.
B3	2.63	X	1.50	X		3	=	11.84	SQ.M.
TOTAL (Y7)							=	**21.28**	**SQ.M.**
EXESS REFUGE FLOOR AREA							=	**8.14**	**SQ.M.**
TOTAL BUILT UP AREA							=	**316.85**	**SQ.M.**

SHEET - 11/15
DATE & STAMP OF APPROVAL

Commencement Certificate is granted subject to conditions mentioned in certificate vide no. CIDCO/NAINA/Panvel/Kolkhe/BP-5 27/CO/2022/171 dated 16.03.2022

RAJA BHAGUJI WAGHMARE
Digitally signed by RAJA BHAGUJI WAGHMARE
Date: 2022.03.17 13:25:26 +05'30'

CONTENTS OF SHEET

REFUGE FLOOR PLAN

8TH FLOOR

SALE TYPE(BUILDING 01 - A & B)
AREA DIAGRAM & CALCULATION
FLOOR WISE AREA STATEMENT

SCHEDULE OF DOORS & WINDOWS				
TYPE	WIDTH	HEIGHT	NOS.	DESCRIPTION
D	0.75	2.10	2	SALE TYPE - B TYPE
D1	0.90	2.10	139	TYPE - A & B - DOOR
D2	0.75	2.10	8	FOR BATH DOOR
W	1.20	1.20	4	FOR KITCHEN WINDOW
W1	1.50	1.20	7	FOR BEDROOM WINDOW
W2	1.80	1.20	4	FOR LIVING WINDOW
V	0.60	0.60	2	FOR W.C WINDOW
V1	0.60	0.60	4	FOR BATH WINDOW
V2	0.60	0.60	2	FOR KITCHEN WINDOW

DRAWN BY	
CHECKED BY	RT
DATE	M 04 2021
CAD FILE NO.	
SCALE	1:100
D.A.P.L. NO.	199

DESCRIPTION OF PROPOSAL : A PROPERTY

PROPOSED RENTAL HOUSING SCHEME GUT NO. 187, 188, 189 AT VILLAGE - KOLKHE, TAL-PANVEL, DIST-RAIGAD.

NAME, ADDRESS & SIGN. OF THE OWNER

SIGN OF ARCHITECT

DIMENSIONS ARCHITECTS PVT. LTD. ARCHITECTS PROJECT MANAGERS CONSULTANTS

AR. TENA K. GOSAVI (CA / 94 / 17698)

ARCHITECT

DIMENSIONS ARCHITECTS PVT. LTD.
Shop No 10 Shree Sagar Shopping Centre, Vashi Sector 10 Vashi Navi Mumbai 400 703 India
Tel : +91 (022) 26 3 8 2 8 Fax +91 (022) 2703 2361
Email dimensions_ch@rediffmail.com
info@dimensionsindia.in

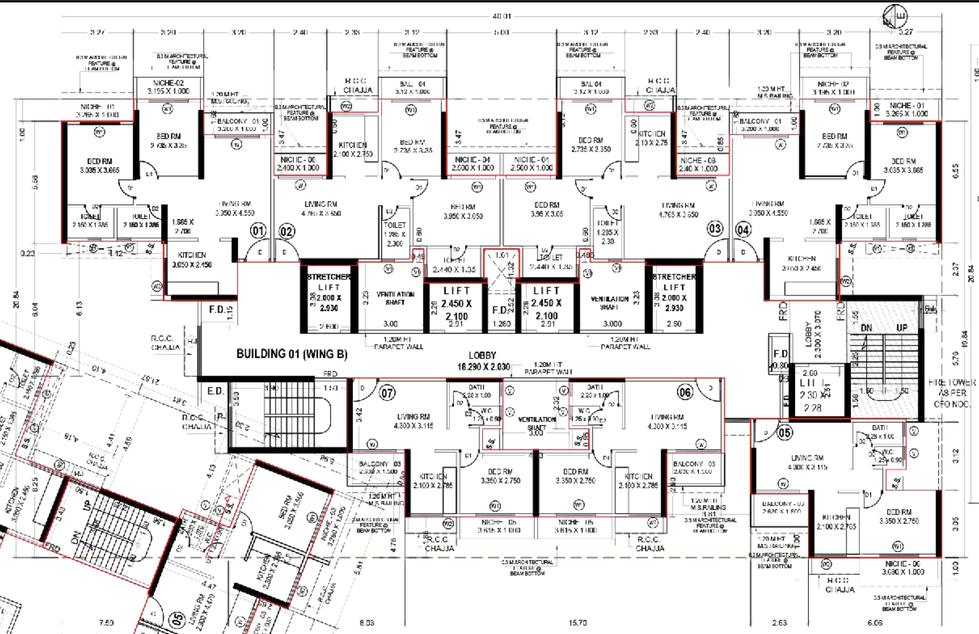

(BUILDING 01-WING B) TYPICAL FLOOR PLAN
(9TH TO 12TH)
SCALE :- 1:100

(BUILDING 01-WING A) TYPICAL FLOOR PLAN
(9TH TO 12TH)
SCALE :- 1:100

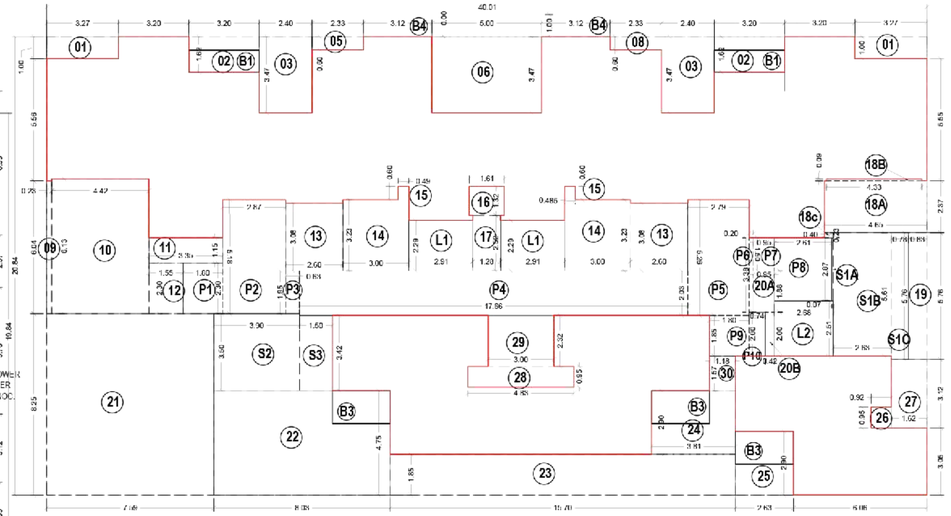

(BUILDING 01-WING B) AREA DIAGRAM TYPICAL FLOOR
(9TH TO 12TH)

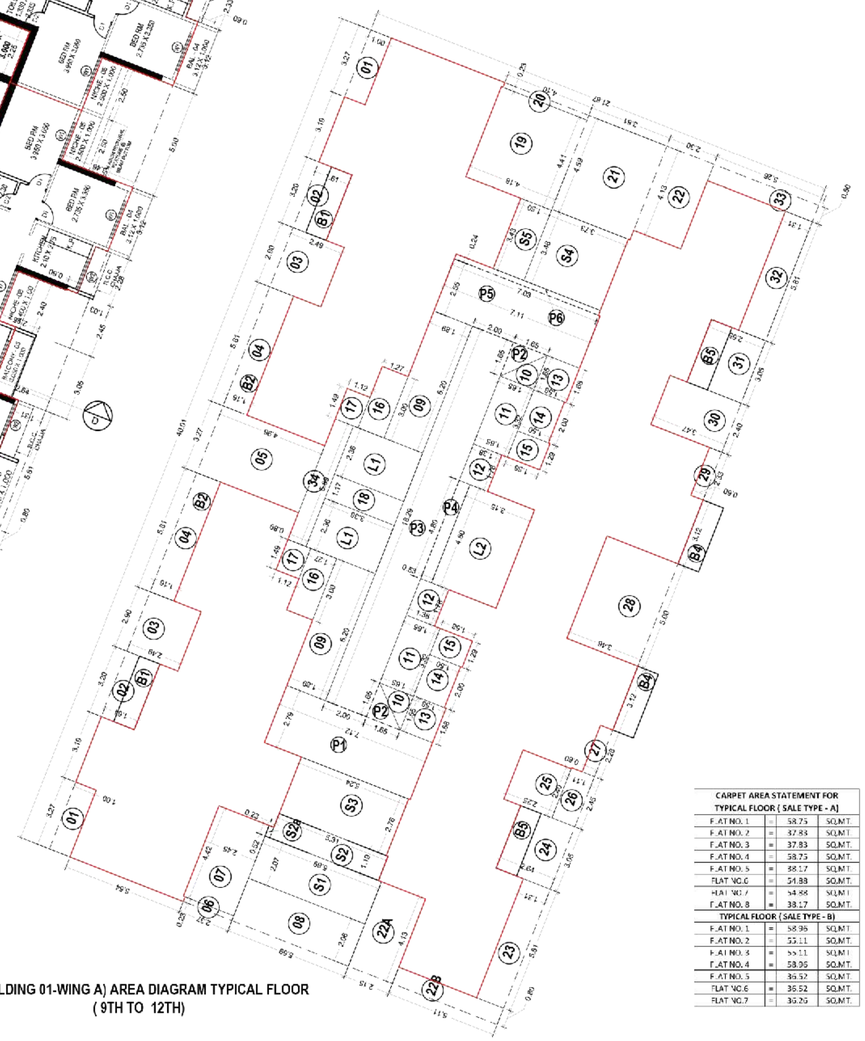

(BUILDING 01-WING A) AREA DIAGRAM TYPICAL FLOOR
(9TH TO 12TH)

BUILDING 01 (FOR 9 TO 12 FLOOR)						
WING A						
NICHE - 01	=	3.195	1.000	2.000	=	6.390
NICHE - 02	=	3.265	1.000	2.000	=	6.530
NICHE - 03	=	3.280	1.000	2.000	=	6.560
NICHE - 05	=	2.500	1.000	2.000	=	5.000
NICHE - 07	=	2.900	1.000	2.000	=	5.800
NICHE - 08	=	2.400	1.000	2.000	=	4.800
WING B						
NICHE - 01	=	3.265	1.000	2.000	=	6.53
NICHE - 02	=	3.195	1.000	2.000	=	6.39
NICHE - 03	=	3.200	1.000	2.000	=	6.40
NICHE - 04	=	2.500	1.000	2.000	=	5.00
NICHE - 05	=	3.615	1.000	2.000	=	7.23
NICHE - 06	=	3.690	1.000	2.000	=	3.69
NICHE - 08	=	2.400	1.000	2.000	=	4.80

LIGHT AND VENTILATION STATEMENT (SALE TYPE - A , FLAT NO 1,4)				
ROOM	AREA OF ROOM (SQM)	AREA OF WIN REQ. (SQM)	AREA OF WIN PROV.(SQ.M)	TYPE OF WINDOW
LIVING	19.828	3.271	4.100	W
BED ROOM 1	9.138	1.567	2.430	W1
BED ROOM 2	11.223	1.854	2.430	W1
KITCHEN	7.472	1.245	3.075	W2
TOILET 1	2.728	0.436	0.675	V1
TOILET 2	2.728	0.436	0.675	V1

LIGHT AND VENTILATION STATEMENT (SALE TYPE - A , FLAT NO 2,3)				
ROOM	AREA OF ROOM (SQM)	AREA OF WIN REQ. (SQM)	AREA OF WIN PROV.(SQ.M)	TYPE OF WINDOW
LIVING	19.283	3.197	4.100	W
BED ROOM 1	10.356	1.662	2.430	W1
KITCHEN	4.885	0.814	3.075	W2
BATH	3.307	0.533	0.540	V1
WC	1.406	0.533	0.540	V1

LIGHT AND VENTILATION STATEMENT (SALE TYPE - A , FLAT NO 5, 8)				
ROOM	AREA OF ROOM (SQM)	AREA OF WIN REQ. (SQM)	AREA OF WIN PROV.(SQ.M)	TYPE OF WINDOW
LIVING	13.957	2.159	4.100	W
BED ROOM 1	10.156	1.692	2.430	W1
KITCHEN	4.785	0.914	3.075	W2
BATH	3.184	0.514	0.540	V1
WC	1.406	0.406	0.540	V1

LIGHT AND VENTILATION STATEMENT (SALE TYPE - A , FLAT NO 6, 7)				
ROOM	AREA OF ROOM (SQM)	AREA OF WIN REQ. (SQM)	AREA OF WIN PROV.(SQ.M)	TYPE OF WINDOW
LIVING	17.401	2.700	4.100	W
BED ROOM 1	9.156	1.526	2.430	W1
BED ROOM 2	11.266	2.000	2.430	W1
KITCHEN	3.775	0.953	3.075	W2
TOILET 1	2.958	0.493	0.675	V1
TOILET 2	3.106	0.518	0.675	V1

LIGHT AND VENTILATION STATEMENT (SALE TYPE - B , FLAT NO- 1)			
ROOM	AREA OF ROOM	AREA OF WIN REQ.	AREA OF WIN	TYPE OF
LIVING	19.801	3.301	4.100	W
BED ROOM 1	9.219	1.536	2.430	W1
BED ROOM 2	11.122	1.854	2.430	W1
KITCHEN	7.472	1.245	3.075	W2
TO LET 1	2.819	0.470	0.675	V1
TO LET 2	2.578	0.430	0.675	V1

LIGHT AND VENTILATION STATEMENT [SALE TYPE - B , FLAT NO - 2, 3]			
ROOM	AREA OF ROOM	AREA OF WIN REQ.	AREA OF WIN	TYPE OF
LIVING	17.392	2.899	4.100	W
BED ROOM 1	9.242	1.537	2.430	W1
BED ROOM 2	12.086	2.011	2.430	W1
KITCHEN	5.775	0.963	3.075	W2
TO LET 1	2.955	0.493	0.675	V1
TO LET 2	3.294	0.549	0.675	V1

LIGHT AND VENTILATION STATEMENT (SALE TYPE - B , FLAT NO - 4)				
ROOM	AREA OF ROOM	AREA OF WIN REQ.	AREA OF WIN	TYPE OF
LIVING	19.706	3.285	4.100	W
BED ROOM 1	9.238	1.540	2.430	W1
BED ROOM 2	11.105	1.851	2.430	W1
KITCHEN	7.472	1.245	3.075	W2
TO LET 1	2.978	0.496	0.675	V1
TO LET 2	2.818	0.470	0.675	V1

LIGHT AND VENTILATION STATEMENT (SALE TYPE - B , FLAT NO - 5)				
ROOM	AREA OF ROOM	AREA OF WIN REQ.	AREA OF WIN	TYPE OF
LIVING	19.394	3.232	4.100	W
BED ROOM 1	9.312	1.552	2.430	W1
KITCHEN	5.843	0.974	3.075	W2
BATH	2.280	0.380	0.540	V1
W.C	1.141	0.190	0.540	V1

LIGHT AND VENTILATION STATEMENT (SALE TYPE - B , FLAT NO - 06)				
ROOM	AREA OF ROOM	AREA OF WIN REQ.	AREA OF WIN	TYPE OF
LIVING	19.644	3.274	4.100	W
BED ROOM 1	9.212	1.535	2.430	W1
KITCHEN	5.843	0.974	3.075	W2
BATH	2.280	0.380	0.540	V
W.C	1.141	0.190	0.540	V

LIGHT AND VENTILATION STATEMENT (SALE TYPE - B , FLAT NO - 07)				
ROOM	AREA OF ROOM	AREA OF WIN REQ.	AREA OF WIN	TYPE OF
LIVING	19.396	3.233	4.100	W
BED ROOM 1	9.212	1.535	2.430	W1
KITCHEN	5.843	0.974	3.075	W2
BATH	2.280	0.380	0.540	V
W.C	1.141	0.190	0.540	V

CARPET AREA STATEMENT FOR		
TYPICAL FLOOR (SALE TYPE - A)		
F.ATNO.1	=	58.75 SQ.M.T.
F.ATNO.2	=	37.83 SQ.M.T.
F.ATNO.3	=	37.83 SQ.M.T.
F.ATNO.4	=	58.75 SQ.M.T.
F.ATNO.5	=	88.17 SQ.M.T.
FLAT NO.6	=	54.88 SQ.M.T.
FLAT NO.7	=	54.88 SQ.M.T.
F.ATNO.8	=	88.17 SQ.M.T.
TYPICAL FLOOR (SALE TYPE - B)		
F.ATNO.1	=	58.96 SQ.M.T.
F.ATNO.2	=	55.11 SQ.M.T.
F.ATNO.3	=	55.11 SQ.M.T.
F.ATNO.4	=	58.96 SQ.M.T.
F.ATNO.5	=	36.52 SQ.M.T.
FLAT NO.6	=	36.52 SQ.M.T.
FLAT NO.7	=	36.52 SQ.M.T.

SCHEDULE OF DOORS & WINDOW						
TYPE		SIZE			SILL HT.	AREA	DESCRIPTION
DOOR	D	1.20	X	2.10		2.52	T. W. PANELLED DOOR
	D1	0.90	X	2.10		1.89	T. W. FLUSH DOOR
	D2	0.75	X	2.10		1.58	SYNTEX DOOR
WINDOW	W	2.00	X	2.05	0.30	4.10	AL. SLIDING GLAZED WINDOW
	W1	1.80	X	1.35	1.00	2.43	AL. SLIDING GLAZED WINDOW
	W2	1.50	X	1.35	1.00	2.03	AL. SLIDING GLAZED WINDOW
	W3	1.50	X	1.35	0.90	2.03	AL. SLIDING GLAZED WINDOW
	V	0.6	X	0.9	1.35	0.54	LOUVERS OPENABLE WINDOW
	V1	0.75	X	0.9	1.35	0.68	LOUVERS OPENABLE WINDOW
	RJ						R.C.C. JALI

BUILDING 01 (WING A) BUILT UP AREA STATEMENT TYPICAL FLOOR (9TH TO 12TH)							
ADDITION (X)							
A	40.01	x	21.67	x	1	=	875.02 SQ.M.
						=	875.02 SQ.M.
STANDARD DEDUCTION (Y1)							
1	3.27	X	1.03	X	2	=	6.54 SQ.M.
2	3.20	X	1.61	X	2	=	10.30 SQ.M.
3	2.50	X	2.49	X	2	=	14.44 SQ.M.
4	5.81	X	1.15	X	2	=	13.48 SQ.M.
5	3.27	X	4.65	X	1	=	15.22 SQ.M.
6	0.28	X	2.37	X	1	=	0.55 SQ.M.
7	4.42	X	2.45	X	1	=	10.83 SQ.M.
8	2.05	X	5.69	X	1	=	11.72 SQ.M.
9	5.20	X	1.89	X	2	=	23.44 SQ.M.
10	1.65	X	1.65	X 0.5	X	2	= 2.72 SQ.M.
11	3.32	X	1.65	X	2	=	10.96 SQ.M.
12	1.38	X	1.78	X	2	=	4.91 SQ.M.
13	1.64	X	1.54	X	2	=	5.31 SQ.M.
14	2.00	X	1.50	X	2	=	6.00 SQ.M.
15	1.29	X	1.58	X	2	=	4.08 SQ.M.
16	3.00	X	1.27	X	2	=	7.62 SQ.M.
17	1.12	X	1.49	X	2	=	3.34 SQ.M.
18	1.17	X	3.33	X	1	=	3.95 SQ.M.
19	4.41	X	4.18	X	1	=	18.43 SQ.M.
20	0.23	X	4.10	X	1	=	0.94 SQ.M.
21	4.59	X	3.81	X	1	=	17.49 SQ.M.
22	4.13	X	2.30	X	1	=	9.50 SQ.M.
22A	4.13	X	2.15	X	1	=	8.88 SQ.M.
22B	0.92	X	5.11	X	1	=	4.06 SQ.M.
23	5.51	X	1.41	X	1	=	7.81 SQ.M.
24	3.05	X	2.64	X	1	=	8.06 SQ.M.
25	2.40	X	2.25	X	1	=	5.40 SQ.M.
26	2.45	X	1.11	X	1	=	2.72 SQ.M.
27	2.28	X	0.60	X	1	=	1.37 SQ.M.
28	5.03	X	3.45	X	1	=	17.30 SQ.M.
29	2.33	X	0.60	X	1	=	1.40 SQ.M.
30	2.40	X	3.47	X	1	=	8.33 SQ.M.
31	3.05	X	2.65	X	1	=	8.08 SQ.M.
32	5.81	X	1.31	X	1	=	7.61 SQ.M.
33	2.69	X	5.25	X	1	=	4.21 SQ.M.
34	5.39	X	0.89	X	1	=	5.74 SQ.M.
TOTAL						=	293.07 SQ.M.
STAIRCASE,LIFT,LIFT LOBBY DEDUCTION (Y2)							
S1	2.07	X	5.69	X	1	=	11.78 SQ.M.
S2	2.31	X	2.19	X	1	=	5.32 SQ.M.
S2A	1.52	X	1.23	X	1	=	0.12 SQ.M.
S3	2.76	X	5.24	X	1	=	14.46 SQ.M.
S4	3.48	X	3.73	X	1	=	12.98 SQ.M.
S5	3.43	X	1.50	X	1	=	5.15 SQ.M.
L1	2.98	X	3.38	X	2	=	15.95 SQ.M.
L2	4.60	X	3.15	X	1	=	15.12 SQ.M.
TOTAL						=	81.88 SQ.M.
PASSAGE DEDUCTION (Y3)							
P1	2.74	X	7.12	X	1	=	19.50 SQ.M.
P2	1.64	X	1.64	X 0.5	X	2	= 2.70 SQ.M.
P3	18.29	X	2.00	X	1	=	36.58 SQ.M.
P4	4.60	X	0.53	X	1	=	2.44 SQ.M.
P5	2.55	X	7.11	X	1	=	18.13 SQ.M.
P6	0.24	X	7.03	X	1	=	1.69 SQ.M.
TOTAL						=	81.02 SQ.M.
TOTAL DEDUCTION (Y4) (Y1+Y2+Y3)						=	456.07 SQ.M.
TOTAL BUILT UP AREA (Y5) (X-Y4)						=	418.95 SQ.M.
PERM. BALCONY (Y6) (Y5 X 10%)						=	41.86 SQ.M.
PROP. BALCONY AREA STATEMENT (Y7)							
B1.	3.20	X	1.00	X	2	=	6.40 SQ.M.
B2.	3.28	X	1.00	X	2	=	6.56 SQ.M.
B4.	3.12	X	1.00	X	2	=	6.24 SQ.M.
B5.	4.05	X	1.00	X	2	=	8.10 SQ.M.
TOTAL (Y7)						=	26.70 SQ.M.
TOTAL BUILT UP AREA						=	418.95 SQ.M.

BUILDING 01 (WING B) BUILT UP AREA STATEMENT (SALE TYPE - B) TYPICAL FLOOR (9TH TO 12TH)							
ADDITION (X)							
A	40.01	x	20.84	x	1	=	834.810 SQ.M.
TOTAL ADDITIONS							833.810 SQ.M.
STANDARD DEDUCTION (Y1)							
1	3.27	X	1.03	X	2	=	6.54 SQ.M.
2	3.20	X	1.67	X	2	=	10.67 SQ.M.
3	2.40	X	3.47	X	2	=	16.66 SQ.M.
5	2.33	X	0.60	X	1	=	1.40 SQ.M.
6	5.00	X	3.47	X	1	=	17.35 SQ.M.
8	2.33	X	0.60	X	1	=	1.40 SQ.M.
9	0.23	X	6.04	X	1	=	1.39 SQ.M.
10	4.42	X	6.13	X	1	=	27.09 SQ.M.
11	3.35	X	1.15	X	1	=	3.85 SQ.M.
12	1.55	X	2.30	X	1	=	3.57 SQ.M.
13	2.60	X	3.08	X	2	=	16.02 SQ.M.
14	3.00	X	3.23	X	2	=	19.38 SQ.M.
15	0.49	X	0.60	X	2	=	0.59 SQ.M.
16	1.61	X	1.32	X	1	=	2.13 SQ.M.
17	1.28	X	2.52	X	1	=	3.23 SQ.M.
18A	4.65	X	2.37	X	1	=	11.02 SQ.M.
18B	4.33	X	0.09	X	1	=	0.39 SQ.M.
18C	0.23	X	0.40	X	1	=	0.09 SQ.M.
19	0.83	X	5.76	X	1	=	4.78 SQ.M.
20A	0.95	X	1.88	X	1	=	1.79 SQ.M.
20B	0.42	X	2.00	X	1	=	0.84 SQ.M.
21	7.59	X	8.25	X	1	=	62.62 SQ.M.
22	8.03	X	4.75	X	1	=	38.14 SQ.M.
23	15.70	X	1.85	X	1	=	29.05 SQ.M.
24	3.83	X	2.90	X	1	=	11.05 SQ.M.
25	2.63	X	2.90	X	1	=	7.63 SQ.M.
26	0.92	X	0.95	X	1	=	0.87 SQ.M.
27	1.62	X	3.12	X	1	=	5.05 SQ.M.
28	4.84	X	0.95	X	1	=	4.59 SQ.M.
29	3.00	X	2.32	X	1	=	6.96 SQ.M.
30	1.18	X	1.57	X	1	=	1.85 SQ.M.
TOTAL						=	317.69 SQ.M.
STAIRCASE,LIFT,LIFT LOBBY DEDUCTION (Y2)							
S1A	0.07	X	2.87	X	1	=	0.20 SQ.M.
S1B	2.63	X	5.61	X	1	=	14.75 SQ.M.
S1C	0.78	X	5.76	X	1	=	4.49 SQ.M.
S2.	3.90	X	3.50	X	1	=	13.65 SQ.M.
S3.	1.50	X	3.42	X	1	=	5.13 SQ.M.
L1.	2.93	X	2.29	X	2	=	13.33 SQ.M.
L2.	2.68	X	2.51	X	1	=	6.73 SQ.M.
TOTAL						=	58.28 SQ.M.
PASSAGE DEDUCTION (Y3)							
P1	1.800	X	2.300	X	1	=	4.14 SQ.M.
P2	2.870	X	5.190	X	1	=	14.87 SQ.M.
P3	0.650	X	1.950	X	1	=	1.27 SQ.M.
P4	17.660	X	2.030	X	1	=	35.85 SQ.M.
P5	2.790	X	5.260	X	1	=	14.68 SQ.M.
P6	0.200	X	3.380	X	1	=	0.68 SQ.M.
P7	0.950	X	1.500	X	1	=	1.43 SQ.M.
P8	2.610	X	2.870	X	1	=	7.49 SQ.M.
P9	1.800	X	1.850	X	1	=	3.33 SQ.M.
P10	0.740	X	2.000	X	1	=	1.48 SQ.M.
TOTAL						=	85.18 SQ.M.
TOTAL DEDUCTION (Y4) (Y1+Y2+Y3)						=	461.15 SQ.M.
TOTAL BUILT UP AREA (Y5) (X-Y4)						-	372.66 SQ.M.
PERM. BALCONY (Y6) (Y5 X 10%)						-	37.27 SQ.M.
PROP. BALCONY AREA STATEMENT (Y7)							
B1	3.20	X	1.00	X	2	=	6.40 SQ.M.
B4	3.12	X	1.00	X	2	=	6.24 SQ.M.
B3	2.63	X	1.50	X	3	=	11.84 SQ.M.
TOTAL (Y7)						=	24.48 SQ.M.
TOTAL BUILT UP AREA						-	372.66 SQ.M.

TOTAL BUILT UP AREA (9TH TO 12TH)		
SR. NO.	DESCRIPTION	AREA IN SQ.M.
1	TYPICAL FLOOR BUILT UP AREA OF SALE TYPE - A	418.55
2	TYPICAL FLOOR BUILT UP AREA OF SALE TYPE - B	372.66
	TOTAL (A + B)	791.21

SHEET 12TH
DATE & STAMP OF APPROVAL

Commencement Certificate is granted subject to conditions mentioned in certificate vide no. CIDCO/NAINA/Panvel/Kolkhe/BP-5 27/CP/2022/171 dated 16.03.2022

RAJA BHAGUJI WAGHMARE — Digitally signed by RAJA BHAGUJI WAGHMARE Date: 2022.03.17 13:25:45 +05'30'

CONTENTS OF SHEET
TYPICAL FLOOR PLAN
9TH TO 12TH
SALE TYPE -(BUILDING 01- A & B)
AREA DIAGRAM & CALCULATION
FLOOR WISE AREA STATEMENT

		SHEET NO.
DRAWN BY		
CHKD BY	RT	
DATE	16.08.2021	
DATE OF KEY		
SCALE	1:100	D.A.P.L. 1299

DESCRIPTION OF PROPOSAL & PROPERTY

PROPOSED
RENTAL HOUSING SCHEME
GUT NO. 187, 188, 189
AT VILLAGE KOLKHE,
TAL-PANVEL, DIST-RAIGAD.

NAME, ADDRESS & SIGN OF THE OWNER

SIGN OF ARCHITECT

DIMENSIONS ARCHITECTS PVT. LTD. ARCHITECTS PROJECT MANAGERS CONSULTANTS

AR. LENA B. GOSAVI (CA / 94 / 17698)

DIMENSIONS ARCHITECTS PVT. LTD.
Sterlin Pinnacle Water Sagar Jewel Sector 1, Vashi Navi Mumbai 400 703 India
Tel. 91 22 27811111 (5 lines) Fax/Tel 91 22 27812911
E-mail dimensions_vashi@vsnl.net.in
info@dimensionsindia.in

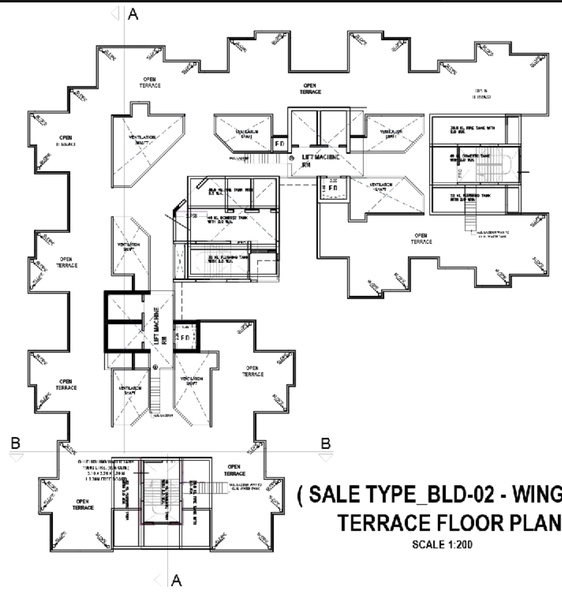

(SALE TYPE_BLD-02 - WING C)
TERRACE FLOOR PLAN
SCALE 1:200

TENEMENT AREA STATEMENT [SALE TYPE C]

FLOOR NO.	FLAT NO.	CARPET AREA IN SQ.MT.	BALC. AREA IN SQ.MT. (+50%)	BALC. AREA IN SQ.MT. (+100%)	NICHE AREA IN SQ.MT.	BUILT UP AREA IN SQ.MT.
8TH FLOOR (REFUGE FLOOR)	1	57.13	3.19	3.20	6.46	62.80
	2	55.18	-	5.21	5.52	61.00
	3	55.18	-	2.33	8.12	61.00
	4	55.60	-	2.33	7.73	61.00
	5	REFUGE AREA				
	6					
	7	55.15	-	5.21	5.52	61.00
	8	57.03	3.19	3.20	6.46	62.80
	9	57.03	3.19	3.20	6.46	62.80
	10	55.88	-	5.21	5.77	62.03
	11	55.88	-	5.21	5.77	62.03
	12	57.03	3.19	3.20	6.46	62.80
TOTAL		581.11	12.74	38.93	64.45	619.26

REFUGE AREA STATEMENT [SALE TYPE - A]

	REFUGE AREA REQ. @ 8TH	TENAMENT CALCULATION			
		NO OF FLAT		FLOORS	TOTAL
1	8TH FLOOR	10.00	X	1.00	10
2	9TH FLOOR	12.00	X	1.00	12
3	TOTAL NO. OF TENAMENTS [1 + 2]				22
4	NO. OF PERSON PER TENEMENT				4.5
5	TOTAL PERSON [3 X 4]				99
6	REQUIRED REFUGE AREA PER PERSON				0.30
7	REQUIRED REFUGE AREA				29.70
8	ADDITIONAL AREA REQUIRED FOR WHEELCHAIR [@ 0.90 m2 PER 200 PAX]				1.80
9	TOTAL SEC. REFUGE AREA [7 + 8]				31.50
10	GROSS AREA OF FLOORS				3261.61
11	OCCUPANCY LOAD				12.5
12	TOTAL NO. OF FLOORS [10 / 13]				180.93
13	REQ. REFUGE AREA [12 X 6]				54.28
14	ADDITIONAL AREA REQUIRED FOR WHEELCHAIR [@ 0.90 m2 PER 200 PAX]				2.70
15	TOTAL REQ. REFUGE AREA				56.98
16	TOTAL PROVIDED REFUGE AREA				133.73
17	EXCESS REFUGE AREA [16 - 15]				76.75

EXISTING WIN VENTILATION STATEMENT [SALE TYPE - A] [FLAT NO. 1, 2, 3 & 4]

	ROOM	AREA OF ROOM (SQM)	AREA OF WINDOW (SQM)	AREA OF VENTI. (SQM)	TYPE OF WINDOW
DOOR	KITCHEN	10.06	0.90	4.80	4H
	BEDROOM 4	10.07	0.90	2.56	4H
	BEDROOM 3	10.85	1.06	3.07	4H
	LIVING	20.62	0.90	4.80	4H
	TOILET	2.94	0.09	0.72	1H
	TOILET2	2.94	0.09	0.72	1H

SCHEDULE OF DOORS & WINDOW

	TYPE	SIZE	SILL HT.	AREA	DESCRIPTION
DOOR	D1	0.75 X 2.10		1.58	T.W. FLUSH DOOR
	D2	0.75 X 2.10		1.58	SYNTEX DOOR
WINDOW	W2	2.00 X 2.10	0.90	4.10	AL SLID VISGLAZED WINDOW
	W3	1.80 X 2.10	0.90	3.78	AL SLID VISGLAZED WINDOW
	W2	1.50 X 2.10	0.90	3.08	AL SLID VISGLAZED WINDOW
	W4	3.00 X 2.10	0.90	6.30	AL SLID VISGLAZED WINDOW
	V1	0.75 X 0.60	2.40	0.45	ALUMINIUM FIXED WINDOW
	V1	0.75 X 0.60	2.35	0.45	ALUMINIUM FIXED WINDOW
	RC				R.C.C. GRILL

EXISTING WIN VENTILATION STATEMENT [SALE TYPE - A] [FLAT NO. 5]

	ROOM	AREA OF ROOM (SQM)	AREA OF WINDOW (SQM)	AREA OF VENTI. (SQM)	TYPE OF WINDOW
DOOR	KITCHEN	10.06	0.90	4.80	4H
	BEDROOM 4	10.07	0.90	2.56	4H
	BEDROOM 3	10.85	1.06	3.07	4H
	LIVING	20.62	0.90	4.80	4H
	TOILET	2.94	0.09	0.72	1H
	TOILET2	2.94	0.09	0.72	1H

EXISTING WIN VENTILATION STATEMENT [SALE TYPE - A] [FLAT NO. 6 & 7]

	ROOM	AREA OF ROOM (SQM)	AREA OF WINDOW (SQM)	AREA OF VENTI. (SQM)	TYPE OF WINDOW
DOOR	KITCHEN	10.06	0.90	4.80	4H
	BEDROOM 4	10.07	0.90	2.56	4H
	BEDROOM 3	10.85	1.06	3.07	4H
	LIVING	20.62	0.90	4.80	4H
	TOILET	2.94	0.09	0.72	1H
	TOILET2	2.94	0.09	0.72	1H

BUILT UP AREA CALCULATION FOR REFUGE FLOOR PLAN
8TH FLR. (RESIDENCE)
BUILDING NO.- WING C

SELECTION [X]					
A	45.93 x 13.75	x 1 =	2082.41	SQ.MT.	
TOTAL		=	2082.41	SQ.MT.	
SUBTRACT DEDUCTION [Y1]					
1	3.82 x 7.40	x 1 =	28.26	SQ.MT.	
2	2.38 x 5.29	x 1 =	12.59	SQ.MT.	
3	3.96 x 3.00	x 1 =	11.88	SQ.MT.	
4	3.45 x 1.20	x 1 =	4.14	SQ.MT.	
5	2.90 x 0.70	x 2 =	4.06	SQ.MT.	
6	3.17 x 0.60	x 6 =	11.41	SQ.MT.	
7	1.00 x 1.87	x 1 =	1.87	SQ.MT.	
7a	5.00 x 2.87	x 1 =	14.35	SQ.MT.	
8	3.00 x 1.97	x 2 =	11.82	SQ.MT.	
9	3.20 x 1.35	x 4 =	17.28	SQ.MT.	
10	3.72 x 1.55	x 4 =	23.06	SQ.MT.	
11	2.90 x 1.45	x 4 =	16.82	SQ.MT.	
12	2.87 x 1.56	x 2 =	8.95	SQ.MT.	
13	2.20 x 0.23	x 2 =	1.01	SQ.MT.	
14	3.35 x 1.47	x 2 =	9.85	SQ.MT.	
15	2.40 x 1.27	x 2 =	6.10	SQ.MT.	
16	2.66 x 1.87	x 2 =	9.95	SQ.MT.	
17	3.83 x 1.55	x 2 =	11.87	SQ.MT.	
18	2.21 x 1.44	x 2 =	6.37	SQ.MT.	
19	2.00 x 1.15	x 6 =	13.80	SQ.MT.	
20	3.05 x 1.56	x 6 =	28.55	SQ.MT.	
20a	1.21 x 1.00	x 1 =	1.21	SQ.MT.	
21	2.56 x 1.05	x 2 =	5.38	SQ.MT.	
22	3.21 x 1.16	x 1 =	3.72	SQ.MT.	
23	3.35 x 2.69	x 1 =	9.01	SQ.MT.	
24	2.25 x 0.53	x 1 =	1.19	SQ.MT.	
25	4.05 x 1.50	x 1 =	6.08	SQ.MT.	
26	21.00 x 21.00	x 1 =	441.00	SQ.MT.	
27	1.29 x 1.23	x 2 =	3.18	SQ.MT.	
28	1.95 x 1.15	x 1 =	2.24	SQ.MT.	
29	1.45 x 1.08	x 2 =	3.13	SQ.MT.	
30	0.80 x 0.55	x 4 =	1.76	SQ.MT.	
31	4.05 x 2.22	x 1 =	8.99	SQ.MT.	
32	3.07 x 1.56	x 1 =	4.79	SQ.MT.	
33	2.02 x 1.95	x 1 =	3.94	SQ.MT.	
34	4.22 x 1.47	x 1 =	6.20	SQ.MT.	
35	1.55 x 1.50	x 1 =	2.33	SQ.MT.	
36	0.77 x 0.97	x 1 =	0.75	SQ.MT.	
36	3.15 x 1.00	x 1 =	3.15	SQ.MT.	
37	1.45 x 1.45	x 1 =	2.10	SQ.MT.	
38	3.24 x 2.23	x 1 =	7.22	SQ.MT.	
41	0.50 x 1.88	x 1.88 x 1 =	1.41	SQ.MT.	
42	0.50 x 1.00	x 2.88 x 1 =	1.44	SQ.MT.	
43	0.50 x 1.88	x 1.41 x 6 =	8.22	SQ.MT.	
44	0.50 x 0.97	x 0.97 x 1 =	0.47	SQ.MT.	
TOTAL (Y1)		=	596.24	SQ.MT.	
REFUGE AREA DEDUCTION (Y2)					
R45	3.70 x 5.96	x 1 =	22.04	SQ.MT.	
R46	2.88 x 1.37	x 1 =	3.95	SQ.MT.	
R47	1.50 x 1.17	x 1 =	1.75	SQ.MT.	
R48	2.80 x 1.50	x 1 =	4.20	SQ.MT.	
R49	5.45 x 6.69	x 1 =	36.46	SQ.MT.	
R50	2.40 x 1.87	x 1 =	4.49	SQ.MT.	
R51	5.34 x 5.06	x 1 =	27.03	SQ.MT.	
R52	1.78 x 1.77	x 1 =	3.15	SQ.MT.	
R53	2.91 x 4.50	x 1 =	13.09	SQ.MT.	
TOTAL (Y2)		=	137.17	SQ.MT.	
STAIRCASE/LIFT/LIFT LOBBY DEDUCTION (Y3)					
S1	3.56 x 1.20	x 2 =	8.54	SQ.MT.	
S2	3.56 x 1.00	x 2 =	7.12	SQ.MT.	
S3	5.45 x 1.55	x 2 =	16.91	SQ.MT.	
L2	7.41 x 2.56	x 1 =	20.21	SQ.MT.	
L3	6.85 x 5.40	x 2 =	73.12	SQ.MT.	
L4	2.00 x 1.90	x 2 =	22.61	SQ.MT.	
L5	4.69 x 3.16	x 1 =	14.82	SQ.MT.	
TOTAL (Y3)		=	162.64	SQ.MT.	
PARAPET DEDUCTION [Y4]					
P1	2.37 x 1.00	x 4 =	9.48	SQ.MT.	
P2	8.96 x 1.05	x 2 =	18.82	SQ.MT.	
P3	18.29 x 1.00	x 1 =	18.31	SQ.MT.	
P4	6.56 x 1.16	x 1 =	7.61	SQ.MT.	
P5	2.55 x 1.00	x 1 =	2.55	SQ.MT.	
P6	3.78 x 1.55	x 1 =	5.86	SQ.MT.	
P7	2.00 x 0.81	x 1 =	1.62	SQ.MT.	
P8	3.20 x 1.50	x 1 =	4.80	SQ.MT.	
P9	2.26 x 1.36	x 1 =	3.08	SQ.MT.	
P10	2.00 x 16.18	x 1 =	32.36	SQ.MT.	
P11	0.90 x 5.00	x 5.00 x 1 =	4.50	SQ.MT.	
P12	0.90 x 1.80	x 1.48 x 1 =	1.33	SQ.MT.	
P13	0.90 x 6.80	x 1 =	6.05	SQ.MT.	
TOTAL (Y4)		=	136.49	SQ.MT.	
PROP. BALCONY AREA SHAREMENT [Y5]					
B1	2.40 x 1.20	x 4 =	11.52	SQ.MT.	
B2	2.21 x 1.00	x 6 =	13.26	SQ.MT.	
B3	2.45 x 1.00	x 2 =	4.90	SQ.MT.	
B5 [EXCL.]	3.00 x 1.00	x 4 =	12.00	SQ.MT.	
	0.15 x 1.80	x 4 =	1.11	SQ.MT.	
TOTAL (Y5)		=	42.79	SQ.MT.	
TOTAL DEDUCTION [Y6] (Y1+Y2+Y3+Y4+Y5)		=	1080.33	SQ.MT.	
TOTAL NET UP AREA (Y0-Y6)		=	1002.08	SQ.MT.	
PERM. BALCONY [Y7] (Y5-Y5Y)		=	00.00	SQ.MT.	
EXCESS REFUGE AREA (Y1 / Y2 X Y)		=	76.75	SQ.MT.	
NET BUILT UP AREA [Y8] (Y0 + Y7)		=	1002.08	SQ.MT.	

NICHE AREA STATEMENT FOR
(SALE TYPE - A) (FOR TYPICAL FLOORS)

N1	3.27	x	1.00	x	4	=	13.08 SQ.MT.
N2	3.20	x	1.00	x	4	=	12.78 SQ.MT.
N3	3.12	x	1.00	x	6	=	18.50 SQ.MT.
N5	2.50	x	1.00	x	3	=	7.50 SQ.MT.
N6	2.12	x	1.00	x	1	=	2.12 SQ.MT.
N8							
N7	2.66	x	1.00	x	2	=	5.31 SQ.MT.
TOTAL AREA						=	59.46 SQ.MT.

CARPET AREA STATEMENT FOR
TYPICAL FLOOR (SALE TYPE - C)

FLAT NO. 1	=	57.13	SQ.MT.
FLAT NO. 2	=	55.18	SQ.MT.
FLAT NO. 3	=	55.18	SQ.MT.
FLAT NO. 4	=	55.60	SQ.MT.
FLAT NO. 5	=	REFUGE AREA	
FLAT NO.6			
FLAT NO.7	=	55.15	SQ.MT.
FLAT NO. 8	=	57.03	SQ.MT.
FLAT NO. 9	=	57.03	SQ.MT.
FLAT NO. 10	=	55.88	SQ.MT.
FLAT NO. 11	=	55.88	SQ.MT.
FLAT NO. 12	=	57.03	SQ.MT.

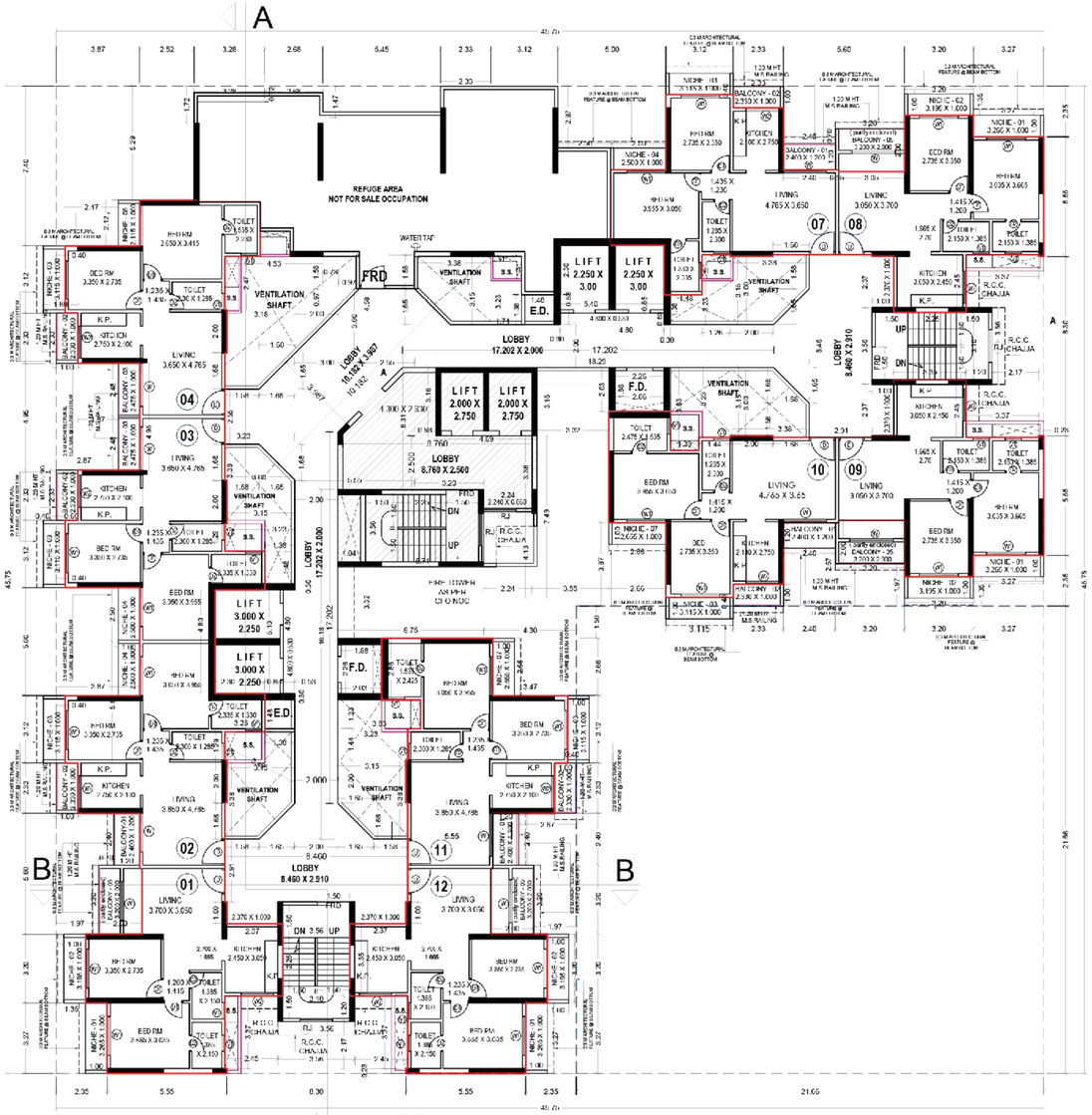

(SALE TYPE_BLD-02 - WING C) REFUGE FLOOR PLAN
(8TH FLOOR.) SCALE :- 1:100

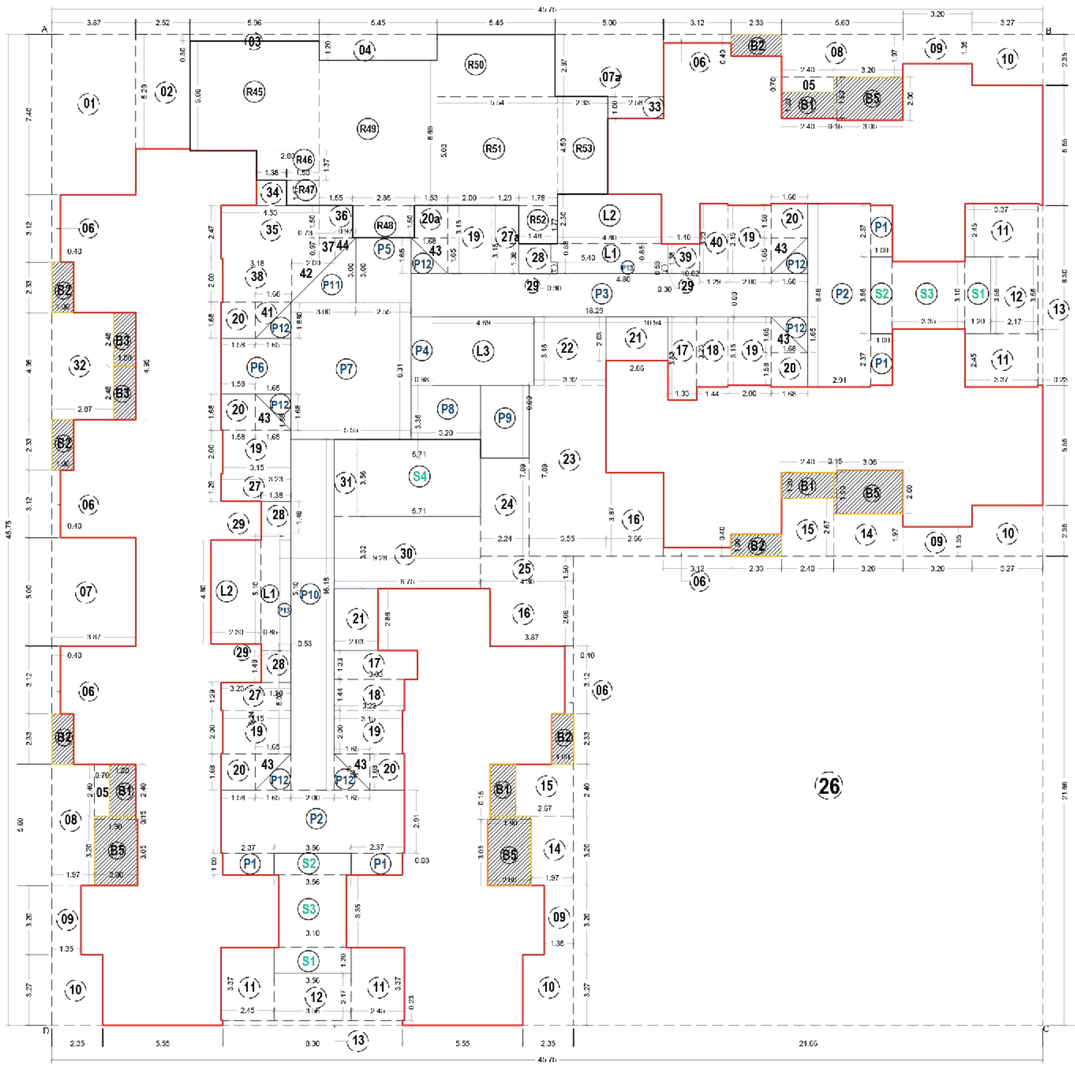

(SALE TYPE_BLD-02 - WING C) AREA DIAGRAM FOR REFUGE FLOOR PLAN
(8TH FL.) SCALE :- 1:100

SHEET - 13/15
DATE & STAMP OF APPROVAL

Commencement Certificate is granted subject to conditions mentioned in certificate vide no.
CIDCO/NAINA/Panvel/Kolkhe/BP-527/CC/2022/171 dated 16.03.2022

RAJA BHAGUJI WAGHMARE
Digitally signed by RAJA BHAGUJI WAGHMARE
Date: 2022.03.17 13:26:07 +05'30'

CONTENTS OF SHEET

REFUGE FLOOR PLAN

8TH FLOOR

SALE TYPE_BUILDING 02 C

AREA DIAGRAM & CALCULATION

FLOOR WISE AREA STATEMENT

	KAILASH ANSARE	SHEET NO.
		14
DATE OF REV.		DATE
	1:100	1:200

DESCRIPTION OF PROPOSAL & PROPERTY

PROPOSED
RENTAL HOUSING SCHEME
GUT NO. 187, 188, 190
AT VILLAGE - KOLKHE,
TAL. PANVEL, DIST KARGAD.

NAME, ADDRESS & SIGN OF THE OWNER

SIGN OF ARCHITECT

DIMENSIONS ARCHITECTS PVT. LTD. ARCHITECTS & TOWN PLANNERS MANAGERS CA-94/1996

AR. USHA K. GOSAVI (CA / 94 / 1996)

ARCHITECT

DIMENSIONS
ARCHITECTS PVT. LTD.
Bldg. No. 1 & 2, Ratan Sagar Nivas Sector 1,
Vashi Near Hotel Sea Princess, Vashi, Navi Mumbai
Tel. 91 22 2782 3949 / Telefax / Fax 91 22 2782 3911
Email: dimensions_vashi@vsnl.com
www.dimensionsarchitects.in

B.U.A STATEMENT - SALE TYPE -A

	F.S.I			NON F.S.I				
FLOOR	NET BUA.	PROPOSAL	STILT/LOBBY	STILT	REFUGE AREA	SER. SLAB	NICHE	TOTAL
GROUND	0.00	0.00	518.47	838.44				1356.91
1ST	0.00	0.00	288.00	1068.91				1356.91
2ND	0.00	0.00	288.00	1068.91				1356.91
3RD	0.00	0.00	288.00	1068.91				1356.91
4TH	0.00	0.00	288.00	1068.91				1356.91
5TH	0.00	0.00	288.00	1068.91				1356.91
6TH	0.00	0.00	288.00	1068.91				1356.91
7TH	0.00	0.00	288.00	1068.91				1356.91
TOTAL (A)	**0.00**	**0.00**	**2534.47**	**8320.81**	**0.00**	**0.00**	**0.00**	**10855.28**
8TH FL.	705.71	59.98	323.35	0.00	0.00	12.64	68.35	1112.68
NO OF FLOOR	1.00	1.00	1.00	0.00	0.00	1.00	1.00	1.00
TOTAL (B)	**705.71**	**59.98**	**323.35**	**0.00**	**0.00**	**12.64**	**68.35**	**1181.03**
E.T.L	607.02	55.99	319.32	0.00	133.73	10.80	59.46	1175.95
EXCESS REFUGE AREA	76.75							
NO OF FLOOR	1.00	1.00	1.00	0.00	1.00	1.00	1.00	1.00
TOTAL (C)	**683.77**	**55.99**	**319.32**	**0.00**	**133.73**	**10.80**	**59.46**	**1175.95**
MUMTY SLAB								**193.15**
TOTAL (A + B +C +D+ E)	**1390.48**	**115.97**	**3177.14**	**8320.81**	**133.73**	**23.44**	**127.81**	**13405.41**

TENEMENT AREA STATEMENT (SALE TYPE C)

FLOOR NO.	FLAT NO.	CARPET AREA IN SQ.MT.	BALC. AREA IN SQ.MT. ENCL.	BALC. AREA IN SQ.MT. PROJECTED	NICHE AREA IN SQ.MT.	BUILT UP AREA IN SQ.MT.
TYPICAL FLOOR (8TH FLOOR)	1	57.13	3.19	3.20	6.46	62.80
	2	55.18	-	5.21	5.62	61.00
	3	55.18	-	2.33	8.12	61.00
	4	55.60	-	2.33	7.73	61.00
	5	38.92	3.03	5.73	3.28	42.25
	6	55.15	-	5.21	5.62	61.00
	7	55.15	-	5.21	5.62	61.00
	8	57.03	3.19	3.20	6.46	62.80
	9	57.03	3.19	3.20	6.46	62.80
	10	55.88	-	5.21	5.77	62.03
	11	55.88	-	5.21	5.77	62.03
	12	57.03	3.19	3.20	6.46	62.80
TOTAL		655.17	15.79	49.24	73.35	722.51

LIGHT AND VENTILATION STATEMENT (SALE TYPE - A , FLAT NO 1, 8, 9 & 12)

ROOM	AREA OF ROOM (SQM)	AREA OF VIN REQ. (SQM)	AREA OF VIN	TYPE OF W/ WINDOW
LIVING	16.362	2.000	4.200	W
BED ROOM 1	9.62	1.127	2.430	WC
BED ROOM 2	11.123	1.364	2.430	WC
KITCHEN	7.452	1.242	3.025	W2
TO LET 1	2.868	0.716	0.625	V1
TO LET 2	2.978	0.716	0.625	V1

LIGHT AND VENTILATION STATEMENT (SALE TYPE - A , FLAT NO 2, 3, & 6)

ROOM	AREA OF ROOM (SQM)	AREA OF VIN REQ. (SQM)	AREA OF VIN	TYPE OF W/ WINDOW
LIVING	16.362	2.000	4.200	W
BED ROOM 1	9.62	1.127	2.430	WC
BED ROOM 2	12.063	2.011	2.430	WC
KITCHEN	5.775	0.963	3.025	W2
TO LET 1	2.868	0.716	0.625	V1
TO LET 2	3.108	0.518	0.625	V1

LIGHT AND VENTILATION STATEMENT (SALE TYPE - A , FLAT NO 4)

ROOM	AREA OF ROOM (SQM)	AREA OF VIN REQ. (SQM)	AREA OF VIN	TYPE OF W/ WINDOW
LIVING	16.362	2.000	4.200	W
BED ROOM 1	9.62	1.127	2.430	WC
BED ROOM 2	12.063	2.011	2.430	WC
KITCHEN	5.775	0.963	3.025	W2
TO LET 1	2.868	0.716	0.625	V1
TO LET 2	3.423	0.571	0.625	V1

LIGHT AND VENTILATION STATEMENT (SALE TYPE - A , FLAT NO 5)

ROOM	AREA OF ROOM (SQM)	AREA OF VIN REQ. (SQM)	AREA OF VIN	TYPE OF W/ WINDOW
LIVING	13.195	2.199	4.200	W
BED ROOM 1	10.575	1.779	2.430	WC
KITCHEN	5.775	0.963	3.025	W2
W.C.	1.596	0.239	0.625	V1
BATH	1.883	0.282	0.625	V1

LIGHT AND VENTILATION STATEMENT (SALE TYPE - A , FLAT NO 10)

ROOM	AREA OF ROOM (SQM)	AREA OF VIN REQ. (SQM)	AREA OF VIN	TYPE OF W/ WINDOW
LIVING	16.362	2.000	4.200	W
BED ROOM 1	9.62	1.127	2.430	WC
BED ROOM 2	12.063	2.011	2.430	WC
KITCHEN	5.775	0.963	3.025	W2
TO LET 1	2.868	0.716	0.625	V1
TO LET 2	3.108	0.518	0.625	V1

SCHEDULE OF DOOR & WINDOW

	TYPE	SIZE		SILL HT.	AREA	DESCRIPTION
DOOR	D	1.20	X 2.10		2.52	T.W. PANELED DOOR
	D1	0.75	X 2.10		1.58	T.W. PANELED DOOR
	D2	0.75	X 2.10		1.58	PANELED DOOR
WINDOW	W	2.00	X 2.10	0.80	4.10	AL SLIDING GLAZED WINDOW
	W1	1.20	X 1.35	1.00	2.43	AL SLIDING GLAZED WINDOW
	W2	1.50	X 2.10	0.80	3.08	AL SLIDING GLAZED WINDOW
	W3	1.20	X 1.35	0.90	2.06	AL SLIDING GLAZED WINDOW
	V	0.60	X 0.60	1.35	0.54	LOUVERS OF ANOD. WINDOW
	V1	0.75	X 0.60	1.35	0.68	LOUVERS OF ANOD. WINDOW
	RJ					RCC JALI

NICHE AREA STATEMENT FOR (SALE TYPE - A) (FOR TYPICAL FLOORS)

N1	3.27	x	1.00	x	4	=	13.08 SQ.MT.
N2	3.20	x	1.00	x	4	=	12.79 SQ.MT.
N3	5.17	x	1.00	x	7	=	21.41 SQ.MT.
N4	2.58	x	1.00	x	4	=	10.30 SQ.MT.
N5	2.12	x	1.00	x	1	=	2.12 SQ.MT.
N6	3.28	x	1.00	x	1	=	3.28 SQ.MT.
N7	2.57	x	1.00	x	2	=	5.13 SQ.MT.
TOTAL AREA						=	68.37 SQ.MT.

CARPET AREA STATEMENT FOR TYPICAL FLOOR (SALE TYPE -C)

FLAT NO. 1	=	57.13	SQ.MT.
FLAT NO. 2	=	55.18	SQ.MT.
FLAT NO. 3	=	55.18	SQ.MT.
FLAT NO. 4	=	55.60	SQ.MT.
FLAT NO. 5	=	38.92	SQ.MT.
FLAT NO.6	=	55.15	SQ.MT.
FLAT NO.7	=	55.15	SQ.MT.
FLAT NO. 8	=	57.03	SQ.MT.
FLAT NO. 9	=	57.03	SQ.MT.
FLAT NO. 10	=	55.88	SQ.MT.
FLAT NO. 11	=	55.88	SQ.MT.
FLAT NO. 12	=	57.03	SQ.MT.

BUILT UP AREA CALCULATION FOR TYPICAL FLOOR PLAN

PTH RULE (RESIDENCE)
BUILDING NO. WING-C

ADDITION (+)

A	40.75	x	45.475	x	1	=	1853.58 SQ.MT.
TOTAL						=	1853.81 SQ.MT.

STANDARD DEDUCTION (*1)

1	3.87	X	7.40	x	1	=	28.62 SQ.MT
2	2.52	x	5.29	x	1	=	13.33 SQ.MT
3	3.28	x	1.72	x	1	=	5.64 SQ.MT
4	5.45	x	1.97	x	1	=	10.73 SQ.MT
5	2.40	x	0.76	x	3	=	5.04 SQ.MT
6	3.12	x	0.46	x	2	=	2.87 SQ.MT
7	5.90	x	2.87	x	2	=	33.86 SQ.MT
8	5.60	x	1.97	x	2	=	22.04 SQ.MT
9	3.20	x	1.35	x	4	=	17.28 SQ.MT
10	3.27	x	2.35	x	4	=	30.87 SQ.MT
11	3.37	x	2.45	x	1	=	8.26 SQ.MT
12	2.17	x	1.56	x	2	=	6.77 SQ.MT
13	1.30	x	0.23	x	2	=	0.60 SQ.MT
14	1.00	x	1.97	x	2	=	3.94 SQ.MT
15	2.40	x	2.87	x	2	=	13.78 SQ.MT
16	2.66	x	1.87	x	3	=	14.93 SQ.MT
17	3.83	x	1.33	x	2	=	10.18 SQ.MT
18	1.73	x	1.44	x	2	=	4.98 SQ.MT
19	2.00	x	3.15	x	6	=	37.80 SQ.MT
20	1.60	x	1.44	x	2	=	4.61 SQ.MT
21	2.86	x	2.03	x	2	=	11.61 SQ.MT
22	3.57	x	1.14	x	4	=	16.27 SQ.MT
23	3.55	x	2.89	x	1	=	10.26 SQ.MT
24	2.74	x	4.53	x	1	=	12.41 SQ.MT
25	1.30	x	1.36	x	1	=	1.77 SQ.MT
26	21.66	x	21.66	x	1	=	469.24 SQ.MT
27	1.29	x	3.23	x	3	=	12.51 SQ.MT
28	1.40	x	1.30	x	3	=	5.67 SQ.MT
29	0.30	x	0.53	x	4	=	0.64 SQ.MT
30	5.75	x	3.13	x	1	=	17.99 SQ.MT
31	1.04	x	2.56	x	1	=	2.66 SQ.MT
32	2.87	x	4.95	x	1	=	14.21 SQ.MT
33	2.68	x	0.72	x	1	=	1.93 SQ.MT
34	1.30	x	1.1	x	1	=	1.43 SQ.MT
35	4.53	x	2.47	x	1	=	11.19 SQ.MT
36	1.70	x	1.58	x	1	=	2.69 SQ.MT
37	0.73	x	0.87	x	1	=	0.63 SQ.MT
38	3.18	x	2.00	x	1	=	6.36 SQ.MT
39	1.68	x	1.18	x	1	=	2.00 SQ.MT
40	1.79	x	1.31	x	1	=	2.34 SQ.MT
41	0.90	x	1.68	x	1.88	=	2.84 SQ.MT
42	0.90	x	2.02	x	3.00	=	5.45 SQ.MT
43	0.90	x	1.68	x	1.88	=	2.84 SQ.MT
44	0.90	x	0.97	x	0.72	=	0.63 SQ.MT
45	2.40	x	1.20		x 3	=	8.64 SQ.MT
46	2.33	x	1.00		x 7	=	16.31 SQ.MT
47	2.48	x	1.00		x 4	=	9.92 SQ.MT
48	2.68	x	1.00		x 1	=	2.68 SQ.MT
49	3.06	x	2.00		x 1	=	6.12 SQ.MT
50	3.15	x	1.00		x 1	=	3.15 SQ.MT
51	2.90	x	2.00		x 1	=	5.80 SQ.MT
52	3.15	x	1.00		x 1	=	3.15 SQ.MT
TOTAL						=	1011.55 SQ.MT.

STAIRCASE, LIFT, LIFT LOBBY DEDUCTION (*2)

53	3.56	x	1.20		x 3	=	12.82 SQ.MT
54	1.56	x	1.00		x 2	=	3.12 SQ.MT
55	3.00	x	3.35		x 2	=	20.22 SQ.MT
56	5.71	x	1.56		x 1	=	8.91 SQ.MT
57	3.85	x	5.40		x 2	=	41.58 SQ.MT
58	2.30	x	4.00		x 2	=	18.40 SQ.MT
59	1.69	x	3.18		x 1	=	5.37 SQ.MT
TOTAL						=	109.86 SQ.MT

PASSAGE DEDUCTION (*3)

60	2.17	x	1.00		x 4	=	8.68 SQ.MT
61	3.56	x	2.91		x 3	=	31.21 SQ.MT
62	11.79	x	2.00		x 1	=	23.58 SQ.MT
63	3.88	x	3.18		x 1	=	12.33 SQ.MT
64	2.55	x	4.54		x 1	=	11.58 SQ.MT
65	3.23	x	2.55		x 1	=	8.24 SQ.MT
66	5.55	x	6.31		x 1	=	35.02 SQ.MT
67	3.20	x	2.56		x 1	=	8.19 SQ.MT
68	2.24	x	3.36		x 1	=	7.53 SQ.MT
69	2.00	x	5.18		x 1	=	10.36 SQ.MT
70	3.50	x	1.00	x	1.00	=	4.50 SQ.MT
71	3.50	x	1.65	x	1.88	=	6.29 SQ.MT
72	3.53	x	4.00		x 1	=	14.12 SQ.MT
TOTAL						=	192.31 SQ.MT

TOTAL DEDUCTION (*4) (*1+*2+*3) = 1311.73 SQ.MT

TOTAL BUILT UP AREA (*5) (A-*4) = 706.71 SQ.MT

PERM. BALCONY (*6) (*5 x 10%) = 70.67 SQ.MT

PROP. BALCONY AREA STATEMENT (*7)

B1	2.40	x	1.00		x 6	=	14.40 SQ.MT
B2	2.33	x	1.00		x 7	=	16.31 SQ.MT
B3	2.48	x	1.00		x 2	=	4.96 SQ.MT
B4	2.68	x	1.00		x 1	=	2.68 SQ.MT
B5	3.06	x	2.00		x 4	=	24.48 SQ.MT
B5 (ENCL.)	3.15	x	1.00		x 1	=	3.15 SQ.MT
B6 (ENCL.)	2.90	x	2.00		x 1	=	5.80 SQ.MT
	3.15	x	1.00		x 1	=	3.15 SQ.MT
TOTAL						=	80.93 SQ.MT
NET BUILT UP AREA						=	706.71 SQ.MT

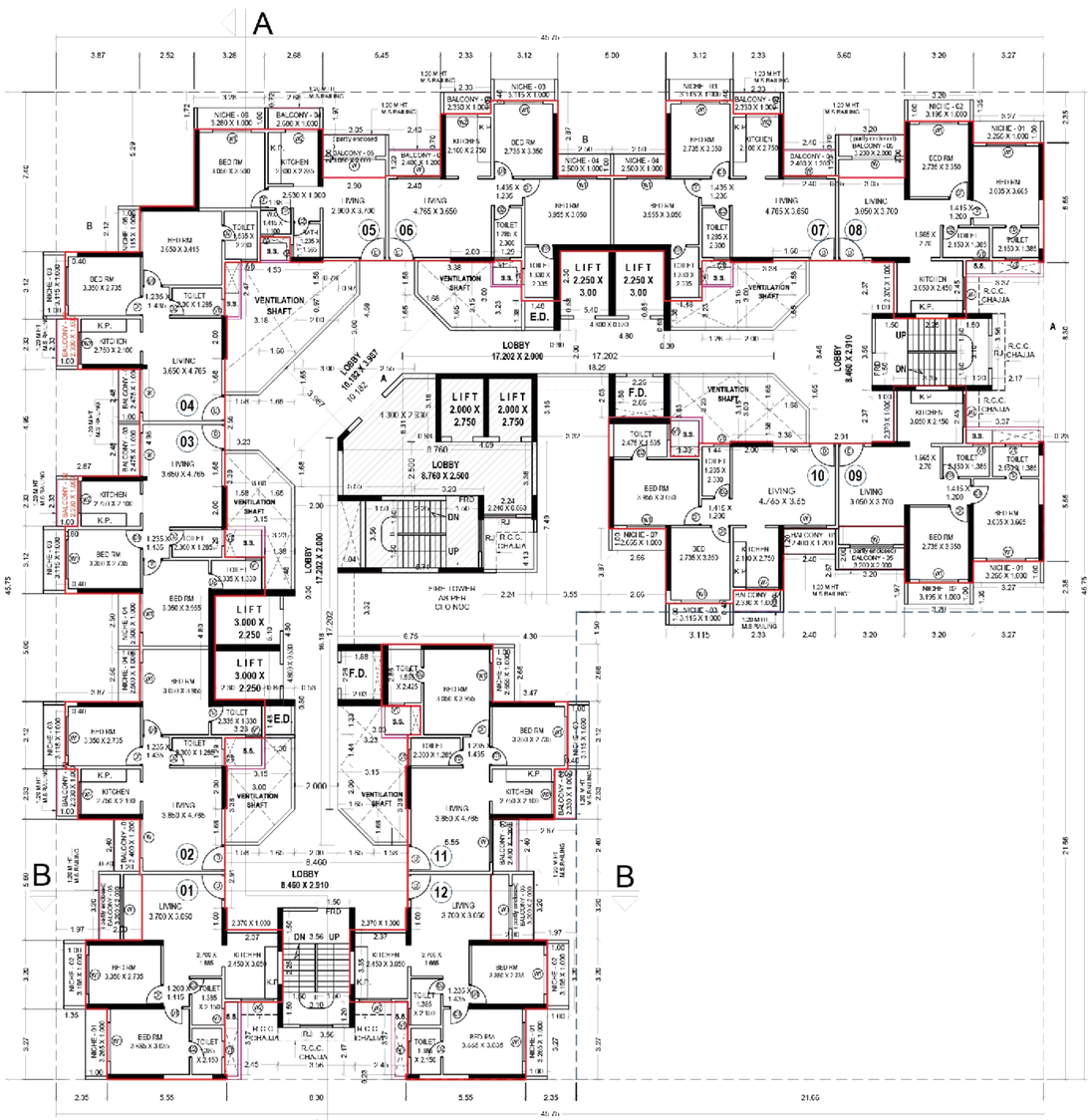

(SALE TYPE_BLD-02 - WING C)
9TH FLOOR PLAN. SCALE :- 1:100

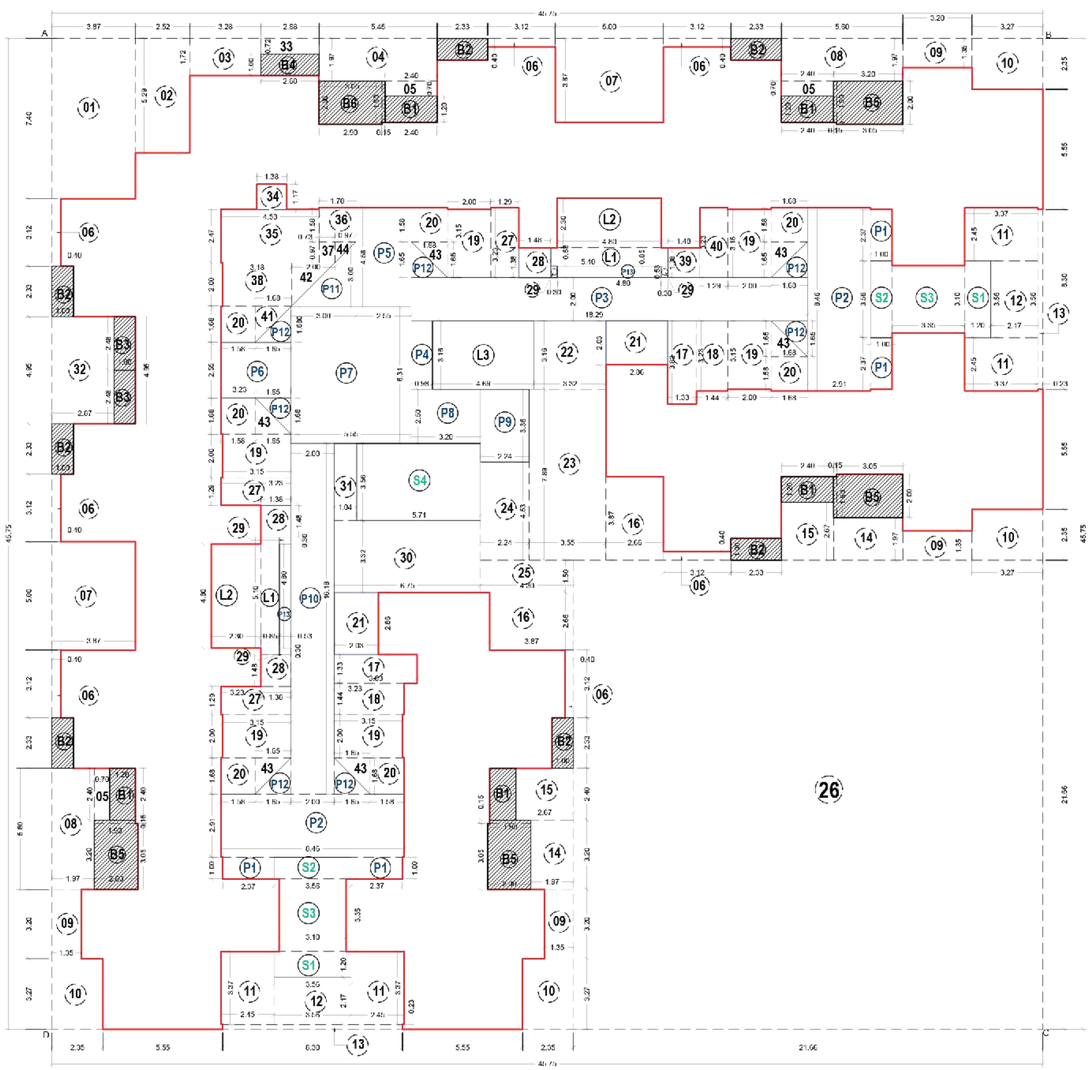

(SALE TYPE_BLD-02 - WING C) AREA DIAGRAM FOR 9TH FLOOR PLAN
SCALE :- 1:100

SHEET - 14/15
DATE & STAMP OF APPROVAL

Commencement Certificate is granted subject to conditions mentioned in certificate vide no.
CIDCO/NAINA/Panvel/Kolkhe/BP-527/CC/2022/171 dated 16.03.2022

RAJA BHAGUJI WAGHMARE
Digitally signed by RAJA BHAGUJI WAGHMARE
Date: 2022.03.17 13:26:32 +05'30'

CONTENTS OF SHEET

TYPICAL FLOOR PLAN

9TH FLOOR.

SALE TYPE -BUILDING 02-WING-C
AREA DIAGRAM & CALCULATION
FLOOR WISE AREA STATEMENT

	KAILASH ANGRE	SHEET NO.
		13
DATE OF REV.		
	1:100	DATE 1.2.2022

DESCRIPTION OF PROPOSAL & PROPERTY

PROPOSED RENTAL HOUSING SCHEME
GUT NO. 187, 188, 190
AT VILLAGE - KOLKHE.
TAL. PANVEL, DIST RAIGAD.

NAME, ADDRESS & SIGN OF THE OWNER

SIGN OF ARCHITECT

DIMENSIONS ARCHITECTS PVT. LTD. ARCHITECTS & PROJECT MANAGERS CONSULTANTS

AR. USHA K. GOSAVI. (CA / 94 / 17608)

ARCHITECT

DIMENSIONS ARCHITECTS PVT. LTD.
Studio No. 1 & 2, 4th Floor, Sagar View Society, 1, Tardeo Road, Mumbai - 400 034 India
Tel : 91 22 2352 3419 / 20 Fax : Fax 91 22 2352 3411
Email : dimensions_india@yahoo.co.in
www.dimensionsarchitects.com

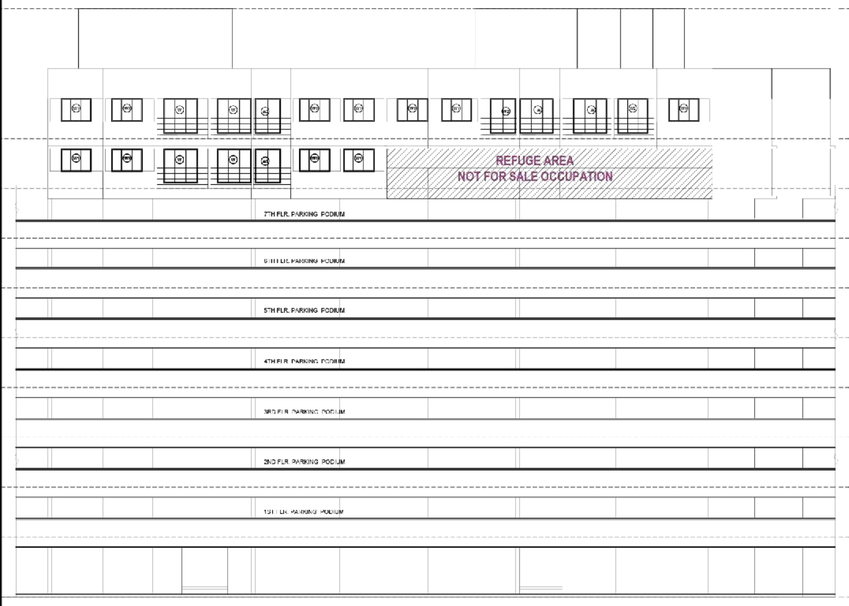

SALE TYPE (WING C)
ROAD SIDE ELEVATION
SCALE:-1:200

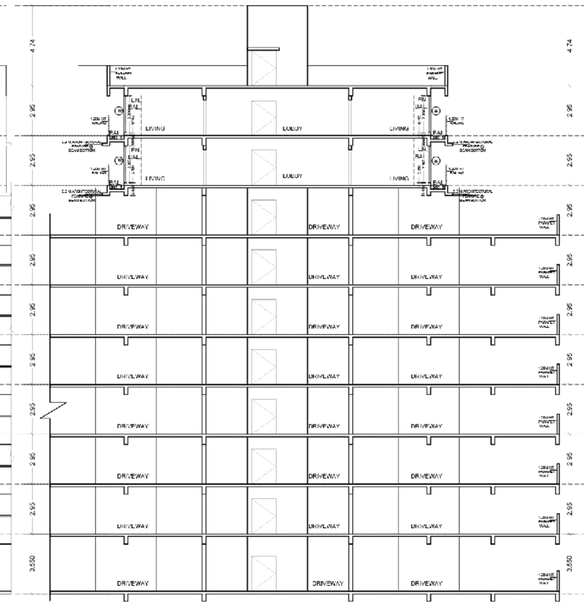

SECTION - BB (WING C)
SCALE :- 1:200

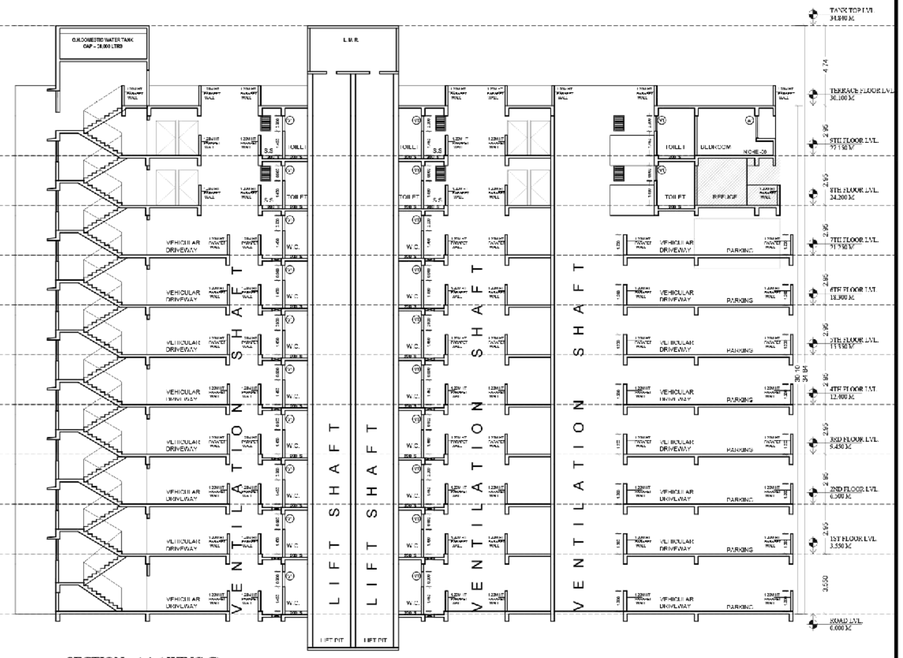

SECTION - AA (WING C)
SCALE :- 1:200

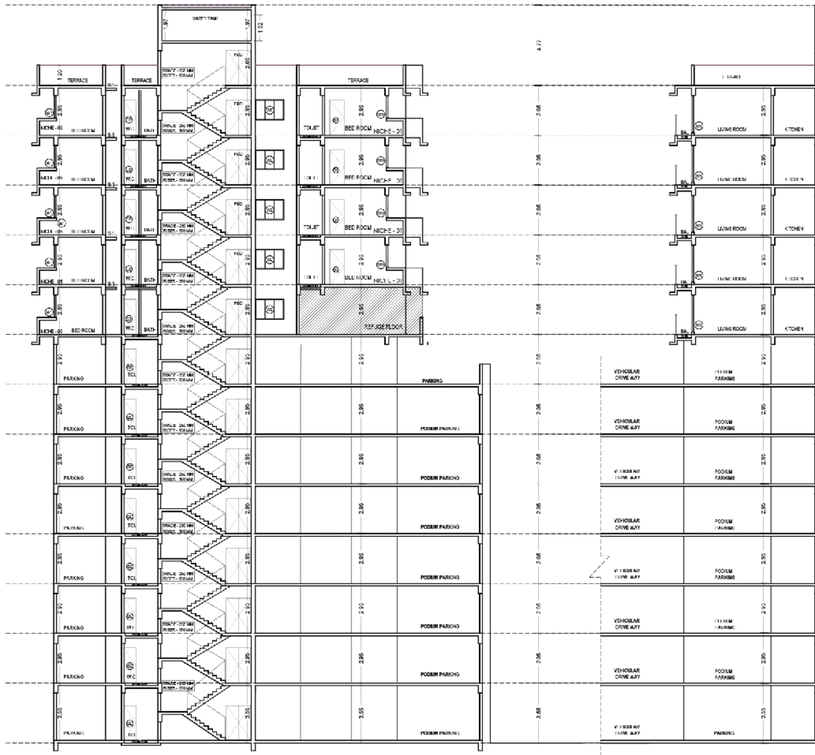

SECTION EE (WING A&B)
SCALE :- 1:200

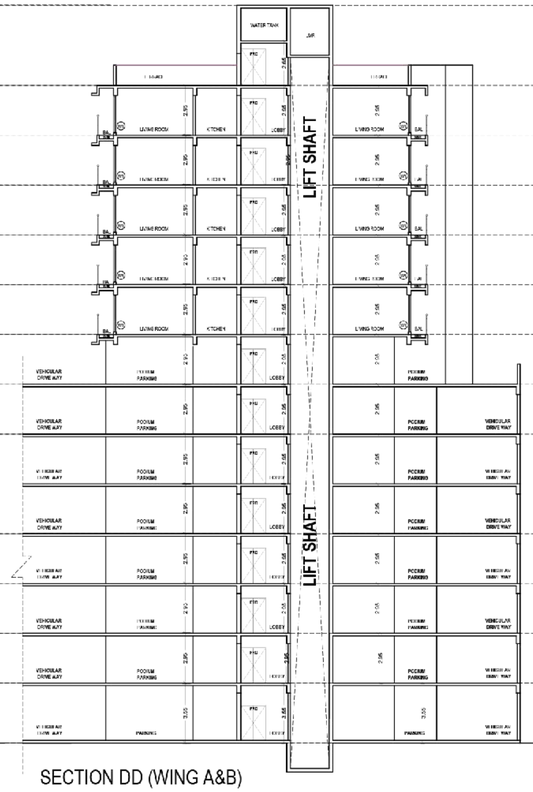

SECTION DD (WING A&B)
SCALE :- 1:200



ELEVATION (WING A&B)
SCALE :- 1:200

SHEET - 15/15

DATE & STAMP OF APPROVAL

Commencement Certificate is granted subject to conditions mentioned in certificate vide no. CIDCO/NAINA/Panvel/Kolkhe/BP-527/CC/2022/171 dated 16.03.2022

RAJA BHAGUJI WAGHMARE

Digitally signed by RAJA BHAGUJI WAGHMARE
Date: 2022.03.17 13:27:14 +05'30'

CONTENTS OF SHEET
SECTION & ELEVATION
SECTION (BUILDING-01(A&B) & (BUILDING-02(C)
SALE TYPE - A,B,C

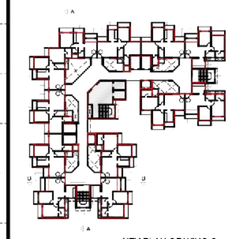

KEY PLAN OF WING C

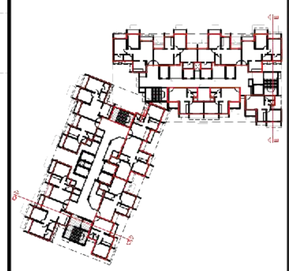

KEY PLAN OF WING A & B

DRAWN BY.		SHEET NO.
CHKD BY	RT	
DATE	15.05.2021	
DATE OF REV.		D.A.P.L. 1299
SCALE	1:200	

DESCRIPTION OF PROPOSAL & PROPERTY

PROPOSED
RENTAL HOUSING SCHEME
GUT NO. 187, 188, 190
AT VILLAGE - KOLKHE,
TAL PANVEL, DIST RAIGAD.

NAME, ADDRESS & SIGN OF THE OWNER

SIGN OF ARCHITECT

DIMENSIONS ARCHITECTS PVT. LTD. ARCHITECTS PROJECT MANAGERS CA/94/17690

AR. LENA K. GOSAVI. (CA / 94 / 17690)

ARCHITECT

DIMENSIONS ARCHITECTS PVT. LTD.
Studio: Flat No.06,Near Sagar Vihar,Sector- 8,
Vashi, Navi Mumbai-400 703 India
Tel: 91 22 2782 3141(10Lines) Fax 91 22 2782 3641
E-mail: dimensions_india@rediffmail.com
Info@dimensionsarchitect.in