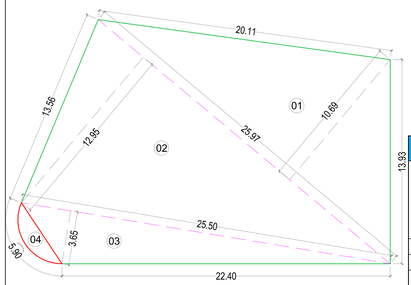

10 % OPEN SPACE AREA DIAGRAM
SCALE = 1:200

OPEN SPACE AREA CALCULATION						
SR. NO.	TRIANGLE NUMBER	NUMBER OF TRIANGLE	1/2	BASE (M)	HEIGHT (M.)	AREA (SQM.)
1	1	1	1/2	25.970	10.690	138.810
2	2	1	1/2	25.970	12.950	168.156
3	3	1	1/2	25.500	3.650	46.538
4	4	1	AS PER P LINE			4.704
TOTAL AREA						358.207

** PARKING STATEMENT - PLEASE REFER D1 OF PROFORMA - I **						
TENEMENTS SIZE CARPET AREA IN SQM.	NO. OF TENEMENTS	REQUIRED PARKING RATE	REQUIRED NO. OF PARKING SPACES		PROPOSED PARKING SPACES	
			NO. OF CARS	NO. OF SCOOTER	NO. OF CARS	NO. OF SCOOTER
			12.50 SQM.	2.00 SQMT.	12.50 SQM.	2.00 SQMT.
UPTO 35	31	4 tenements having carpet area upto 35 sq.m. each.	7.75	5.33	10	7
TOTAL	31	visitor's parking 10%	0.78			
TOTAL			9	6	10	7

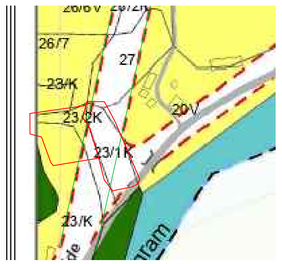

SANCTIONED IDP PLAN
SCALE = N.TS
NORTH

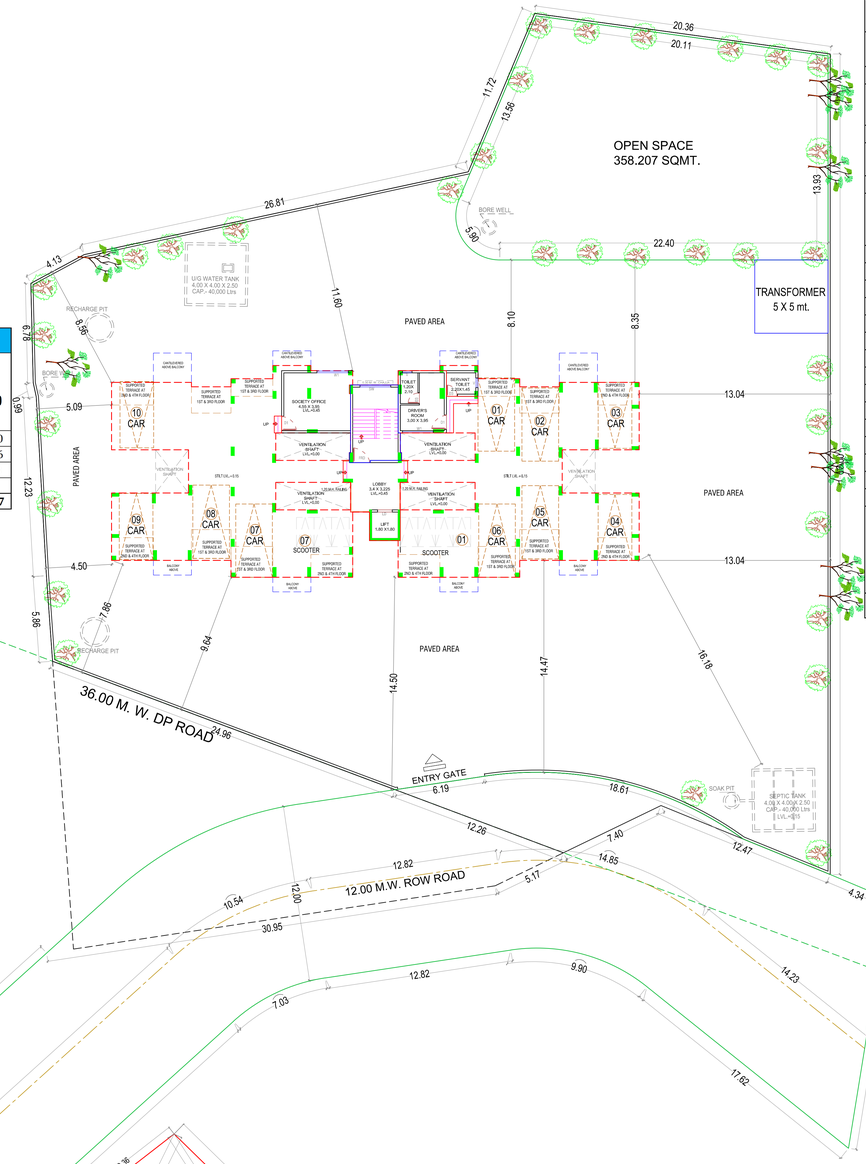

LAYOUT PLAN
SCALE 1:200

NORTH

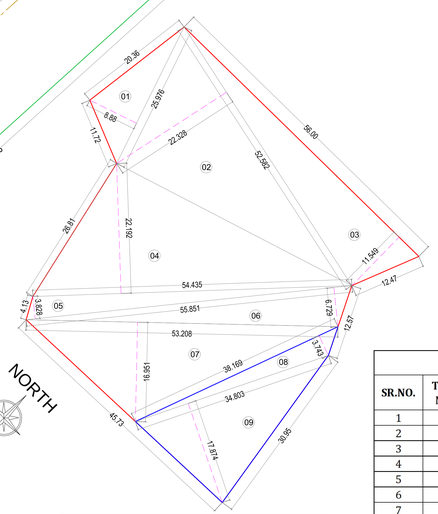

TILR PLOT AREA DIAGRAM
FOR CALCULATION PURPOSE
SCALE = 1:500

AREA CALCULATION FOR TILR PLOT						
SR.NO.	TRIANGLE NUMBER	NUMBER OF TRIANGLE	1/2	BASE (M)	HEIGHT (M.)	AREA (SQM.)
1	1	1	1/2	25.976	8.877	115.294
2	2	1	1/2	52.582	22.328	587.025
3	3	1	1/2	56.000	11.549	323.372
4	4	1	1/2	54.435	22.192	604.011
5	5	1	1/2	55.851	3.828	106.899
6	6	1	1/2	55.851	6.729	187.911
7	7	1	1/2	53.208	16.951	450.964
TOTAL AREA						2375.477
AREA CALCULATION FOR 36.00 M WIDE IDP ROAD UNDER AREA						
SR.NO.	TRIANGLE NUMBER	NUMBER OF TRIANGLE	1/2	BASE (M)	HEIGHT (M.)	AREA (SQM.)
8	8	1	1/2	38.169	3.743	71.433
9	9	1	1/3	34.803	17.874	311.034
TOTAL AREA						382.468
GRAND TOTAL						2757.944

PROFORMA-I

	AREA STATEMENT		Area in Sq.M.
1	Area of Plot as per 7/12 extract		2880.000
2	Area of Plot as per measurement plan(As per trangulation of TILR at true scale)		2757.922
3	Area of plot as per Physical Survey		3088.752
4	Area of plot, considered {least of (a) , (b) & (c) above }		2757.922
5	DEDUCTION FOR		
	a.	Existing road acquisition area	0
	b.	proposed DP road	382.468
	C.	Any reservation	0
6	Gross area of the Plot (4-5)		2375.454
7	Deduction for Amenity space if Any		NA
8	Recreational open space required		237.545
9	Recreational open space provided		358.207
10	Net area of plot		2375.454
11	Permissible FSI		0.50
12	Permissible Built up Area = { (10) X (11) }		1187.727
13	Proposed Built Up Area		1174.804
14	Balance Built Up Area { (12) - (13) }		12.92
15	FSI Consumed { (13) ÷ (10) }		0.495
16	FSI Balanced (11-15)		0.005
17	Number of units Proposed		31
	a. Residential		31
	b. Commercial		0
18	Trees to be planted		
	(18A) Trees to be planted against plot area { (6-9) ÷ 100 }		21
	(18B)Trees to be planted against open space {(9) ÷ 100)x 5 }		18
	(18C) Existing Trees on plot		9
	(18D)Required Number of trees to be planted { (18A) + (18B)-(18C) }		30
	(18E)Number of trees planted		38
19	Balacony Area Statement		*

BUILT UP AREA SUMMARY	
FLOOR	IN SQM.
GROUND	34.055
1ST FLOOR	293.274
2ND FLOOR	293.274
3RD FLOOR	293.274
4TH FLOOR	260.927
TOTAL BUILT UP AREA	1174.804

TERRACE AREA STATEMENT				
BUILDING NUMBER	FLOOR	BUILT UP AREA	PERMISSIBLE TERRACE AREA	PROPOSED TERRACE AREA
1	GROUND	34.055	6.811	0
	1ST FLOOR	293.274	58.655	39.870
	2ND FLOOR	293.274	58.655	33.242
	3RD FLOOR	293.274	58.655	39.870
	4TH FLOOR	260.927	52.185	28.824
TOTAL		1174.804	234.9608	141.806

BALCONY AREA STATEMENT								
BUILDING NUMBER	FLOOR	BUILT UP AREA	PERMISSIBLE BALCONY AREA	PROPOSED BALCONY AREA				
				TOTAL	ENCLOSED	PART ENCLOSED BALCONY	OPEN	EXCESS
1	GROUND	34.055	0.000	0.000	0.000	0.000	0.000	0
	1ST FLOOR	293.274	43.991	20.800	0.000	0.000	20.800	0
	2ND FLOOR	293.274	43.991	20.800	0.000	0.000	20.800	0
	3RD FLOOR	293.274	43.991	20.800	0.000	0.000	20.800	0
	4TH FLOOR	260.927	39.139	18.200	0.000	0.000	18.200	0
TOTAL		1174.804	171.112	80.600	0.000	0.000	80.600	0

TENEMENT STATEMENT								
FLAT NUMBER	UNITS	Carpet Area IN SQM.	BALCONY AREA (SQM.)			TERRACE AREA (SQM.)	CUPBOARD AREA (SQM.)	BUILT - UP AREA (SQM.)
			PARTLY ENCLOSE BALCONY	ENCLOSED	PROJECTED			
101 & 301	2	29.700	0.000	0.00	2.600	3.420	1.08	32.282
102 & 302	2	29.767	0.000	0.000	2.600	4.860	1.08	32.064
103 & 303	2	29.812	0.000	0.000	2.600	5.670	1.08	32.064
104 & 304	2	29.835	0.000	0.00	2.600	5.985	1.08	32.282
105 & 305	2	29.835	0.000	0.00	2.600	5.985	1.08	32.282
106 & 306	2	29.813	0.000	0.00	2.600	5.670	1.08	32.064
107 & 307	2	29.767	0.000	0.00	2.600	4.860	1.08	32.064
108 & 308	2	29.700	0.000	0.00	2.60	3.420	1.08	32.282
TOTAL	16	476.458	0	0	41.6	79.74	17.28	514.768
201	1	29.700	0.000	0.00	2.60	3.368	1.08	32.28
202	1	29.730	0.000	0.000	2.600	4.418	1.08	32.06
203	1	29.730	0.000	0.000	2.600	4.418	1.08	32.06
204	1	29.753	0.000	0.00	2.600	4.417	1.08	32.28
205	1	29.753	0.000	0.00	2.600	4.417	1.08	32.28
206	1	29.730	0.000	0.00	2.600	4.418	1.08	32.06
207	1	29.730	0.000	0.00	2.600	4.418	1.08	32.06
208	1	29.700	0.000	0.00	2.60	3.368	1.08	32.28
401	1	29.700	0.000	0.00	2.60	3.368	1.08	32.28
402	1	29.730	0.000	0.000	2.600	4.418	1.08	32.06
403	1	29.730	0.000	0.000	2.600	4.418	1.08	32.06
404	1	29.753	0.000	0.00	2.600	4.417	1.08	32.28
405	1	29.753	0.000	0.00	2.600	4.417	1.08	32.28
406	1	29.730	0.000	0.00	2.600	4.418	1.08	32.29
407	1	29.700	0.000	0.00	2.60	3.368	1.08	32.51
TOTAL	15	445.922	0	0	39	62.066	16.2	483.156
GRAND TOTAL	31	922.380	0.000	0.000	80.600	141.805	33.480	997.924

STAMP OF APPROVAL

1/3

Commencemen Certificate granted Subject to the condition mentioned in this office letter/Certificate no- CIDCO/NAINA/Panvel/Harigram/BP-00538/CC/2022 /0168.
Dated-09 March 2022

RAJA BHAGUJI WAGHMARE
Digitally signed by RAJA BHAGUJI WAGHMARE
Date: 2022.03.09 13:03:13 +05'30'

Legend :-

Sr.No.	Item	Site Plan On White Print	Building Plan On White Print
01.	Plot Line		
02.	Existing Street		
03.	Future Street		
04.	Permissible building line		
05.	Marginal Open Space	NO COLOUR	
11.	Car Parking		
12.	Two Wheeler Parking		
13.	Cycle Parking		

CONTENT OF THE SHEET

LAYOUT PLAN,SITE PLAN, PLOT AREA DIAGRAM & CALCULATION, OPEN SPACE AREA DIAGRAM & CALCULATION,LOCATION PLAN , PARKING AREA STATEMENT,BALCONY AREA STATEMENT,TERRACE AREA STATEMENT, BUILT UP AREA STATEMENT ,LEGENDS.

CERTIFICATE OF AREA

CERTIFIED THAT I HAVE SURVEYED THE PLOT BEARING 23/2/C, AT- HARIGRAM,TALUKA -PANVEL, DIST. -RAIGAD. 23.01.2020 AND THAT THE DIMENSIONS OF THE SIDES ETC. OF THE PLOT STATED ON THE PLAN ARE AS MEASURED ON SITE AND AREA SO WORKED OUT IS **3088.752 SQ.MT**.

Lifegood Happiness Home through partners

Mr.Brajesh kumarR.Bhardwaj,

Neelam Bhardwaj,

Gurunath P.Phadke,

Deepali G.Phadke

POA Holder of MR.RAMA SHANKAR BHOPI (S.No-23/2/C)

NAME & SIGNATURE OF OWNER

S. SWAPNIL KALYANKAR NAVI MUMBAI ARCHITECT

(Signature of Architect.)
AR. SWAPNIL KALYANKAR
REGD. NO. CA / 2010 / 47491

FORM OF CERTIFICATE

I, SWAPNIL KALYANKAR HAVE BEEN EMPLOYED AS HIS ARCHITECT. I HAVE EXAMINED THE BOUNDARIES AND THE AREA OF THE PLOT AND I DO HEREBY CERTIFY THAT I HAVE PERSONALLY VERIFIED AND CHECKED ALL THE STATEMENTS MADE BY THE APPLICANT WHO IS THE OWNER IN POSSESION OF THE PLOT AS IN THE ABOVE FORM AND FOUND THEM TO BE CORRECT.

S. SWAPNIL KALYANKAR NAVI MUMBAI ARCHITECT

(Signature of Architect.)
AR. SWAPNIL KALYANKAR
REGD. NO. CA / 2010 / 47491

E-MAIL ID. skaplanners@gmail.com
MOBILE NO. 99875 96001

NAME OF THE OWNERS & SIGNATURE

Lifegood Happiness Home through partners

Mr.Brajesh kumarR.Bhardwaj,

Neelam Bhardwaj,

Gurunath P.Phadke,

Deepali G.Phadke
POA Holder of MR.RAMA SHANKAR BHOPI (S.No-23/2/C)

NAME & SIGNATURE OF ARCHITECT

S. SWAPNIL KALYANKAR NAVI MUMBAI ARCHITECT

(Signature of Architect.)
AR. SWAPNIL KALYANKAR
REGD. NO. CA / 2010 / 47491

DESCRIPTION OF PROPOSAL & PROPERTY

PROPOSED BUILDING PERMISSION ON SURVEY NO.23/2/C, AT- HARIGRAM,TALUKA -PANVEL, DIST. -RAIGAD.

DATE	03.01.2022
SCALE	1: 100 ,1:200,1: 500,1: 5000, N.T.S.
DRN BY	IMRAN
CHKD BY	SWAPNIL KALYANKAR

SKA
SWAPNIL KALYANKAR ARCHITECTS
Swapnil Kalyankar | +91 - 99875 96001
OFFICE : SIDDHANT MARKET,D - WING, 2ND FLOOR,OPP.BJP OFFICE,PANVEL - 410 206.
EMAIL : skaplanners@gmail.com

WATER STORAGE CAPACITY CALCULATION									
BUILDING NUMBER	TOTAL NUMBER OF UNITS	ADDITIONAL TOILET	POPULATION	WATER REQUIREMENT (IN LITRE)			UNDER GROUND WATER TANK		
				ADDL. TOILET (180 LITRE)	POPULATION (189 LITRE)	TOTAL	TANK NUMBER	SIZE /DIMENSION	CAPACITY (LITRE)
1	31	2	155	360	29295	29655	1	4.00 X 4.00 X2.50	40000

SEPTIC TANK REQUIRMENT											
BUILDING NUMBER	NUMBER OF TENEMENT	POPULATION	WATER REQUIREMENT					% FLOW TO SEWER		TOTAL FLOW	TOTAL PROVIDED SEPTIC TANK CAPACITY
			FLUSHING		DOMESTIC		TOTAL	FLUSHING 100%	DOMESTIC 85%		
			LPCD	LPD	LPCD	LPD	LPD	LPD	LPD	LPD	
1	31	155	54	8370	135	20925	29295	8370	17786.25	26156.25	4.00X4.00X2.50
	ADD.	2	54	108	126	252	360	108	214.20	322.20	
TOTAL			–	8478	–	21177	29655	8478	18000.45	26478.45	40000

OVERHEAD WATER TANK CAPACITY CALCULATION				
BUILDING NUMBER	WATER REQUIRED (LITRE) [TOTAL UG TANK PROPOSED/2= (TOTAL O.H.T PROPOSED)]	COLD WATER REQUIREMENT		
		TANK SIZE (METRE)	NUMBER OF TANK	CAPACITY (LITRE)
1	20000	5.0 X 3.10X 1.50	1	23250

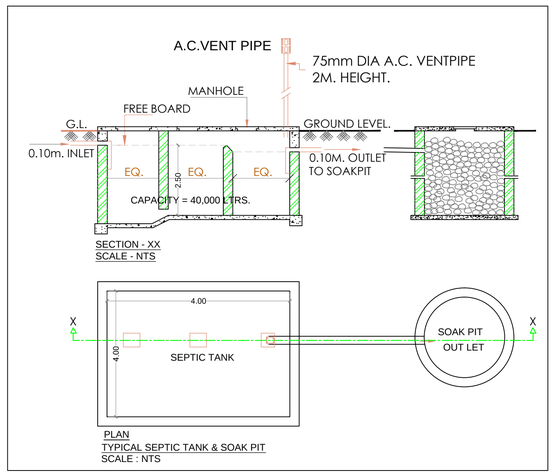

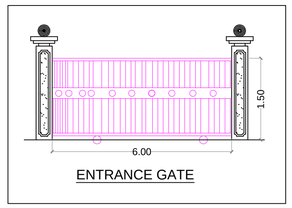

ENTRANCE GATE

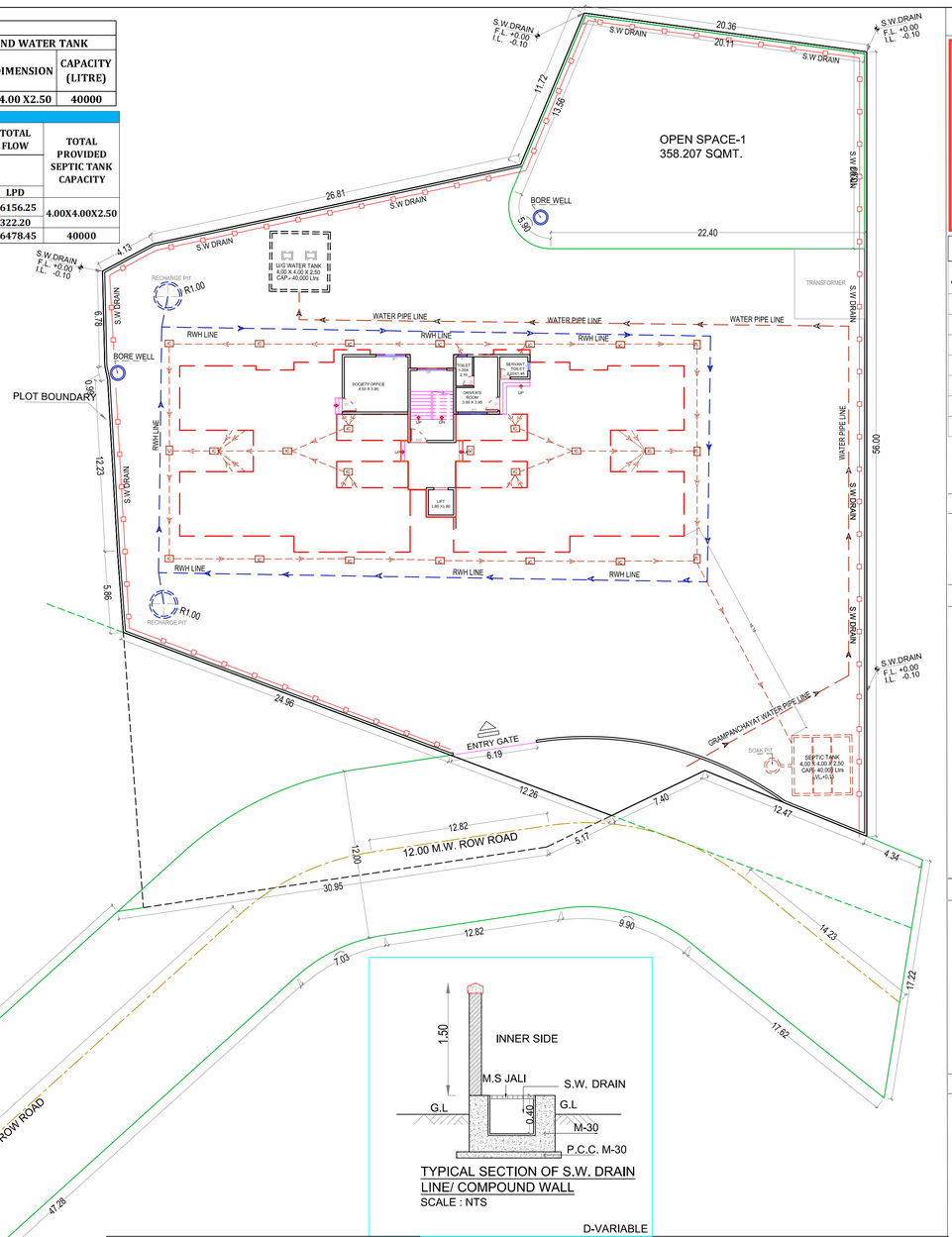

TYPICAL SECTION OF S.W. DRAIN LINE/ COMPOUND WALL
SCALE : NTS

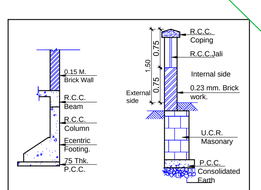

TYP.ECENTRIC FOOTING. SECTION
SCALE : NTS

TYP. CORNER COMPOUND WALL SECTION
SCALE : NTS

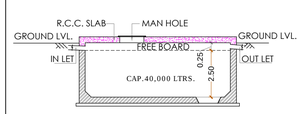

SECTION-AT `AA'
SCALE : NTS

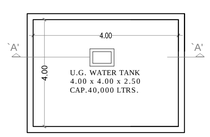

U.G.TANK PLAN
(SCALE : NTS)

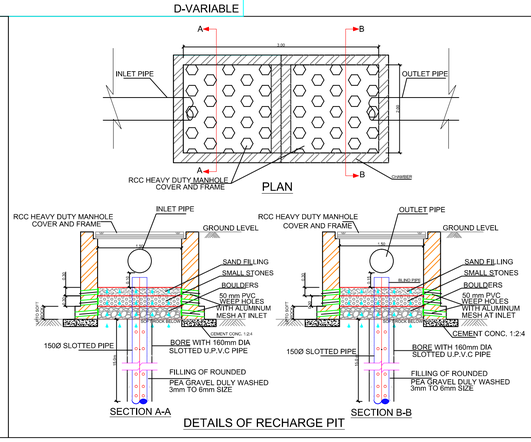

DETAILS OF RECHARGE PIT

EXISTING CHIPLE - MORBE ROAD MDR-13

C/L OF ROAD

SERVICE PLAN
SCALE 1:200

NORTH

STAMP OF APPROVAL 2/3

Commencemen Certificate granted Subject to the condition mentioned in this office letter/Certificate no-CIDCO/NAINA/Panvel/Harigram/BP-00538/CC/2022 /0168.
Dated-09 March 2022

RAJA BHAGUJI WAGHMARE

Digitally signed by RAJA BHAGUJI WAGHMARE
Date: 2022.03.09 14:02:22 +05'30'

Legend :-

S.No.	Item	Site Plan On White Print	Building Plan On White Print
01.	Plot Line		
02.	Existing Street		
03.	Marginal Open Space	NO COLOUR	
04.	Drainage & Sewerage Work		
05.	Water Supply Work		
06.	RWH Line		
07.	Proposed Work		

NOTE:
- ALL DIMENSIONS ARE IN METERS.
- INTERNAL WALL THICKNESS 0.10 M.
- EXTERNAL WALL THICKNESS 0.15 M.

CONTENT OF THE SHEET

SERVICES PLAN , U/G TANK PLAN ,U/G TANK SECTION , U/G TANK AREAS CALCULATION, SEPTIC TANK & SECTION , SEPTIC TANK AREA CALCULATION,COMPOUND WALL SECTION ,ENTRANCE GATE, R.O.H. DRAIN SECTION.

CERTIFICATE OF AREA

CERTIFIED THAT I HAVE SURVEYED THE PLOT BEARING 23/2/C, AT- HARIGRAM,TALUKA -PANVEL, DIST. -RAIGAD. 23.01.2020 AND THAT THE DIMENSIONS OF THE SIDES ETC. OF THE PLOT STATED ON THE PLAN ARE AS MEASURED ON SITE AND AREA SO WORKED OUT IS **3088.752 SQ.MT**.

Lifegood Happiness Home through partners

Mr.Brajesh kumarR.Bhardwaj,

Neelam Bhardwaj,

Gurunath P.Phadke,

Deepali G.Phadke

POA Holder of MR.RAMA SHANKAR BHOPI (S.No-23/2/C)

NAME & SIGNATURE OF OWNER

(Signature of Architect.)
AR. SWAPNIL KALYANKAR
REGD. NO. CA / 2010 / 47491

FORM OF CERTIFICATE

I, SWAPNIL KALYANKAR HAVE BEEN EMPLOYED AS HIS ARCHITECT. I HAVE EXAMINED THE BOUNDARIES AND THE AREA OF THE PLOT AND I DO HEREBY CERTIFY THAT I HAVE PERSONALLY VERIFIED AND CHECKED ALL THE STATEMENTS MADE BY THE APPLICANT WHO IS THE OWNER IN POSSESION OF THE PLOT AS IN THE ABOVE FORM AND FOUND THEM TO BE CORRECT.

ADD. : SIDDHANT MARKET,D - WING, 2ND FLOOR,OPP.BJP OFFICE,PANVEL - 410 206.
E-MAIL ID: skaplanners@gmail.com
MOBILE NO. 99875 96001

(Signature of Architect.)
AR. SWAPNIL KALYANKAR
REGD. NO. CA / 2010 / 47491

NAME OF THE OWNERS & SIGNATURE

Lifegood Happiness Home through partners

Mr.Brajesh kumarR.Bhardwaj,

Neelam Bhardwaj,

Gurunath P.Phadke,

Deepali G.Phadke

POA Holder of MR.RAMA SHANKAR BHOPI (S.No-23/2/C)

NAME & SIGNATURE OF ARCHITECT

(Signature of Architect.)
AR. SWAPNIL KALYANKAR
REGD. NO. CA / 2010 / 47491

DESCRIPTION OF PROPOSAL & PROPERTY

PROPOSED BUILDING PERMISSION ON SURVEY NO.23/2/C, AT- HARIGRAM,TALUKA -PANVEL, DIST. -RAIGAD.

DATE	03.01.2022
SCALE	1: 100 ,1:200,1: 500,1: 5000, N.T.S.
DRN BY	IMRAN
CHKD BY	SWAPNIL KALYANKAR

SWAPNIL KALYANKAR ARCHITECTS
Swapnil Kalyankar | +91 - 99875 96001
OFFICE : SIDDHANT MARKET,D - WING, 2ND FLOOR,OPP.BJP OFFICE,PANVEL - 410 206.
EMAIL : skaplanners@gmail.com

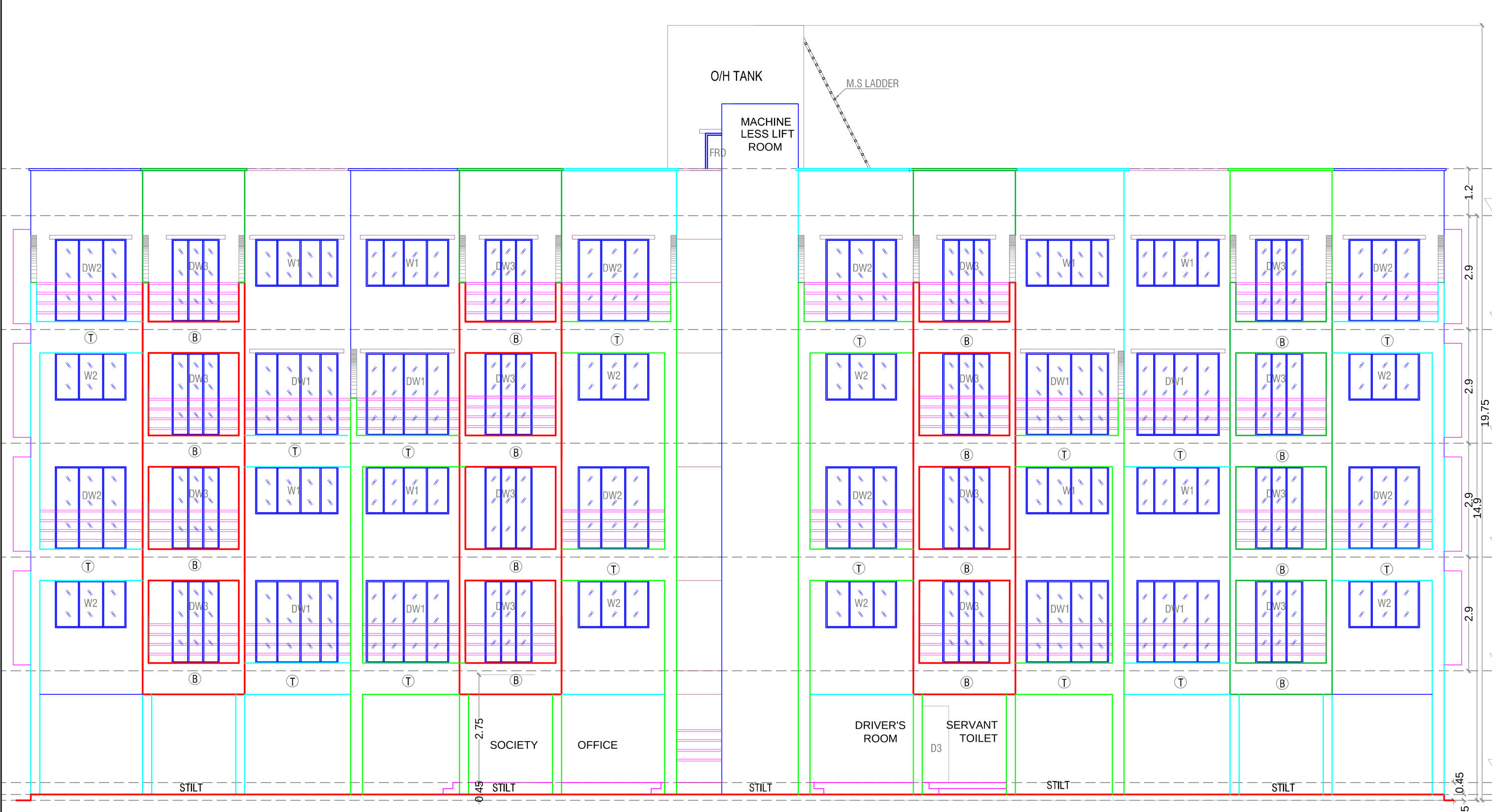

FRONT ELEVATION
SCALE 1:100

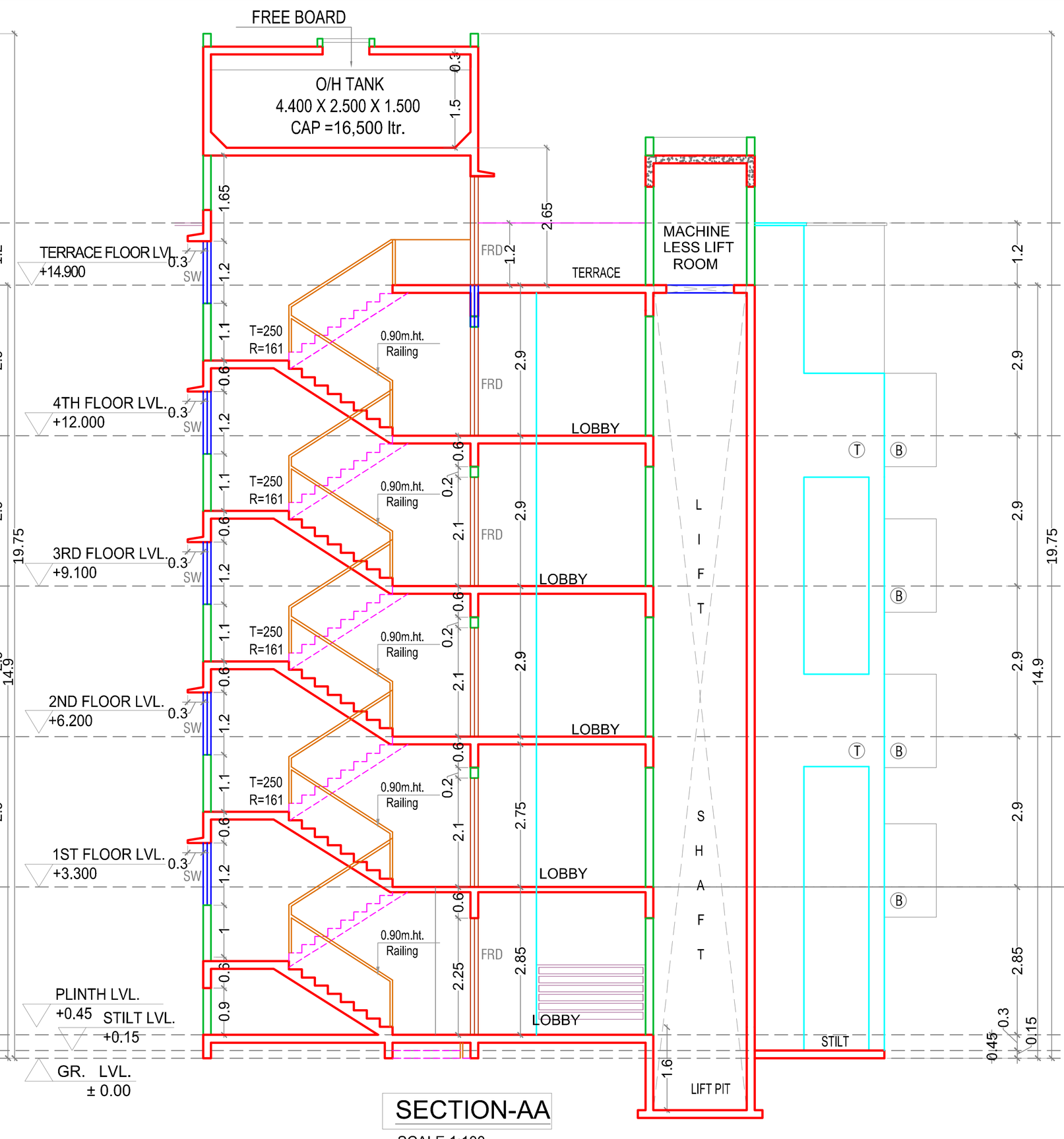

SECTION-AA
SCALE 1:100

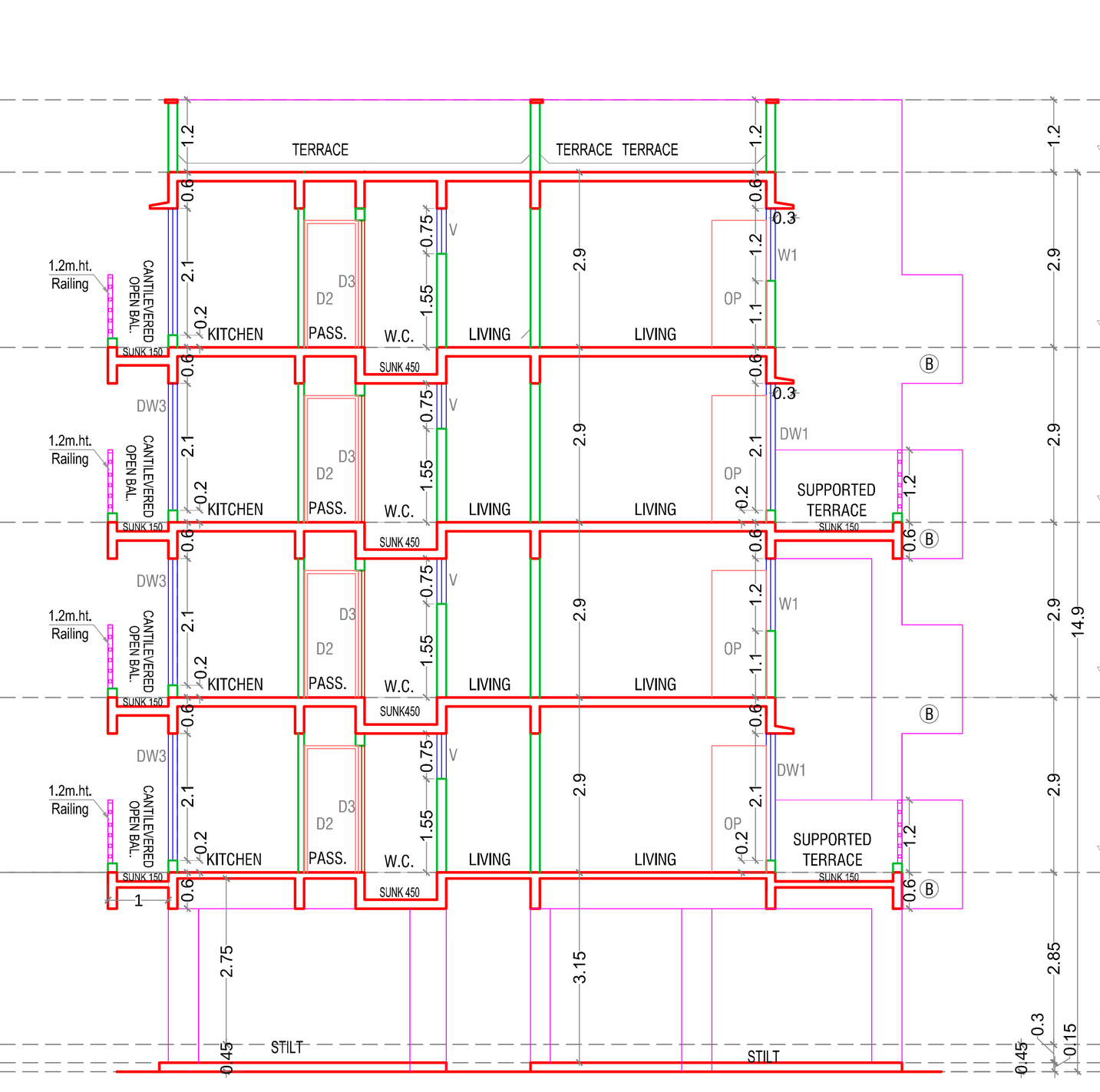

SECTION:-B-B
SCALE 1:100

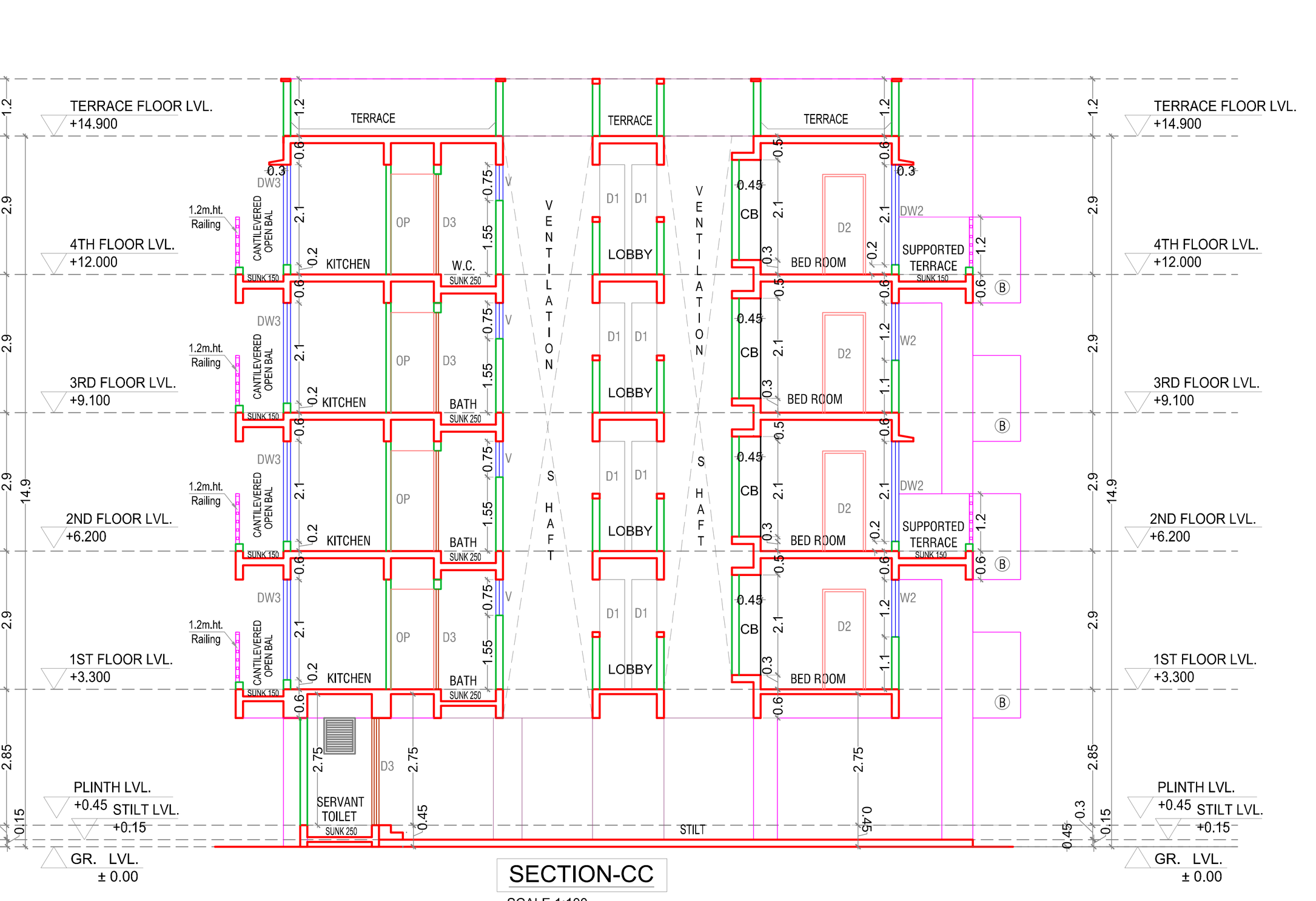

SECTION-CC
SCALE 1:100

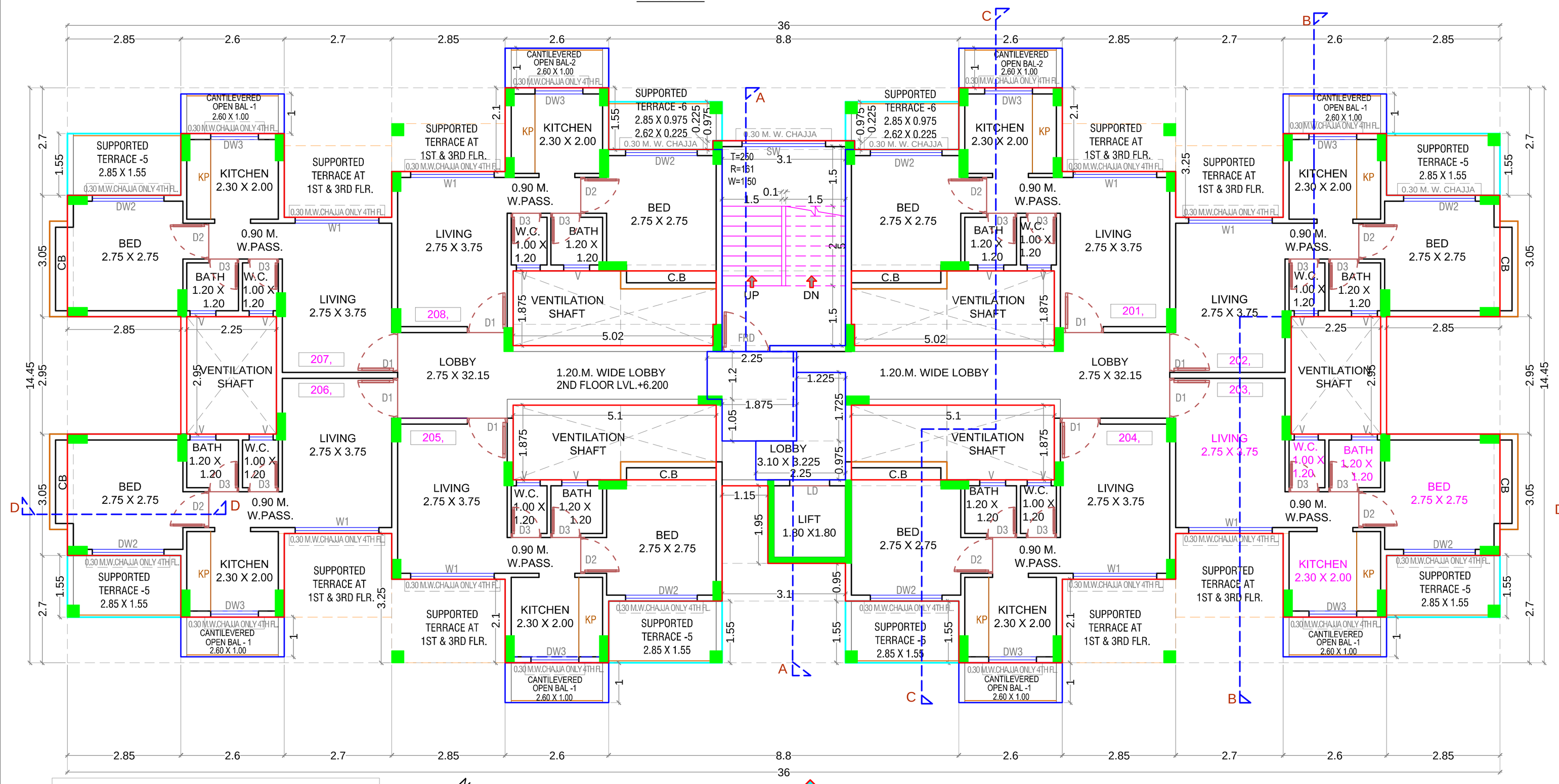

2ND FLOOR PLAN
SCALE - 1:100

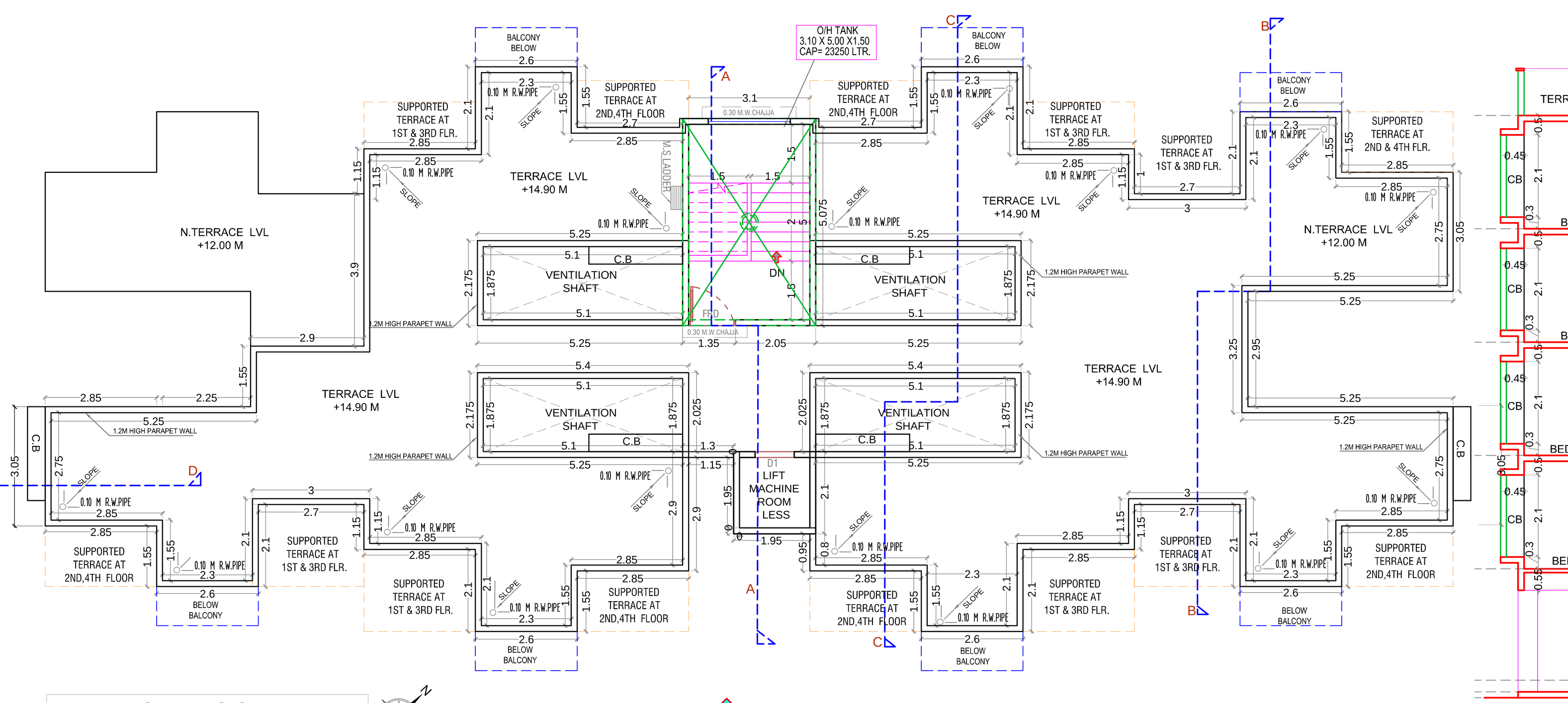

TERRACE FLOOR PLAN
SCALE - 1:100

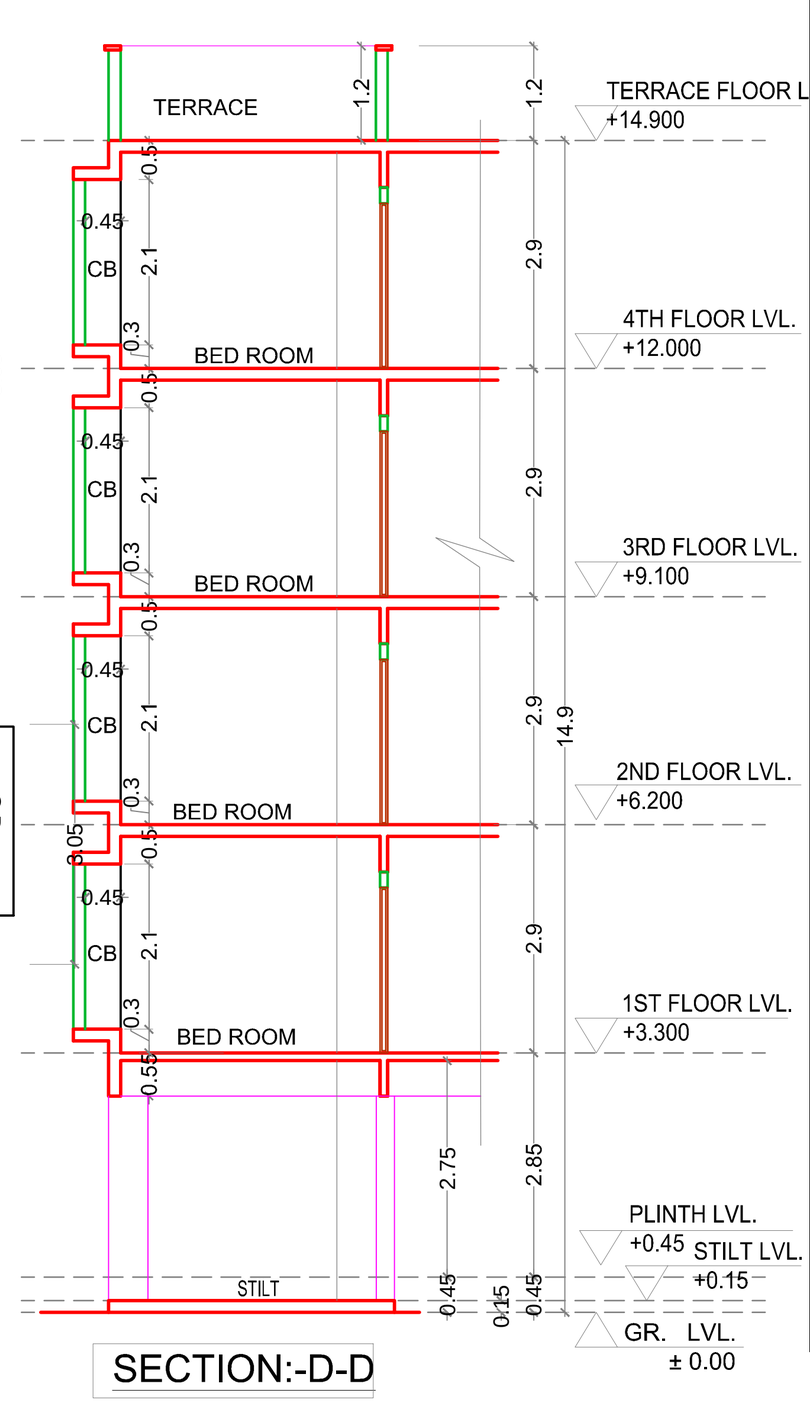

SECTION:-D-D
SCALE 1:100

GROUND FLOOR BUILT UP AREA CALCULATION					
Block Description	Number of blocks	Length (meter)	Breath (meter)		Area (sqm.)
BLOCAK -A	1	9.200	11.600	=	106.720
			SUBTOTAL : A	=	106.720
DEDUCTION					
1	1	3.750	0.975	=	3.656
2	1	2.150	1.750	=	3.763
3	1	1.670	2.000	=	3.340
4	1	5.300	1.345	=	7.129
5	1	5.220	0.530	=	2.767
6	1	4.800	1.500	=	7.200
7	1	5.300	3.975	=	21.068
8	1	1.800	1.950	=	3.510
9	1	0.500	2.025	=	1.013
10	1	0.420	0.530	=	0.223
11	1	0.500	4.020	=	2.010
12	1	0.500	0.600	=	0.300
13	1	3.250	3.275	=	10.644
14	1	3.400	1.345	=	4.573
15	1	1.350	0.680	=	0.918
16	1	2.130	0.530	=	1.129
SUBTOTAL : B				=	73.240
SUBTOTAL (BLOCK-A) = (SUBTOTAL : A -(SUBTOTAL :B)				=	33.480
ADDITION (BLOCK -B)					
17	1	0.500	1.150	=	0.575
SUBTOTAL (BLOCK-B) =					0.575
NET BUILT UP AREA = (BLOCK-A) + (BLOCK -B)				=	34.055

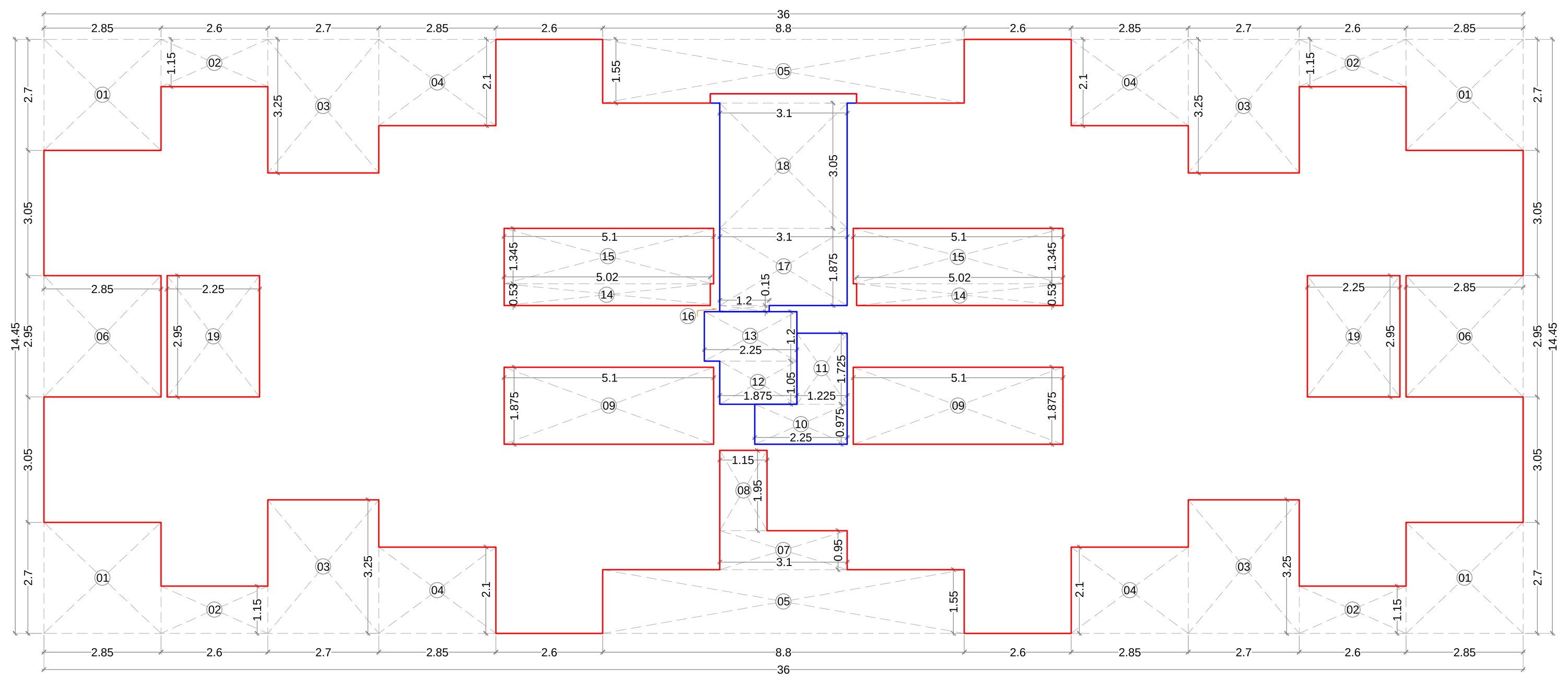

1ST TO 3RD FLOOR BUILT UP AREA CALCULATION
SCALE - 1:100

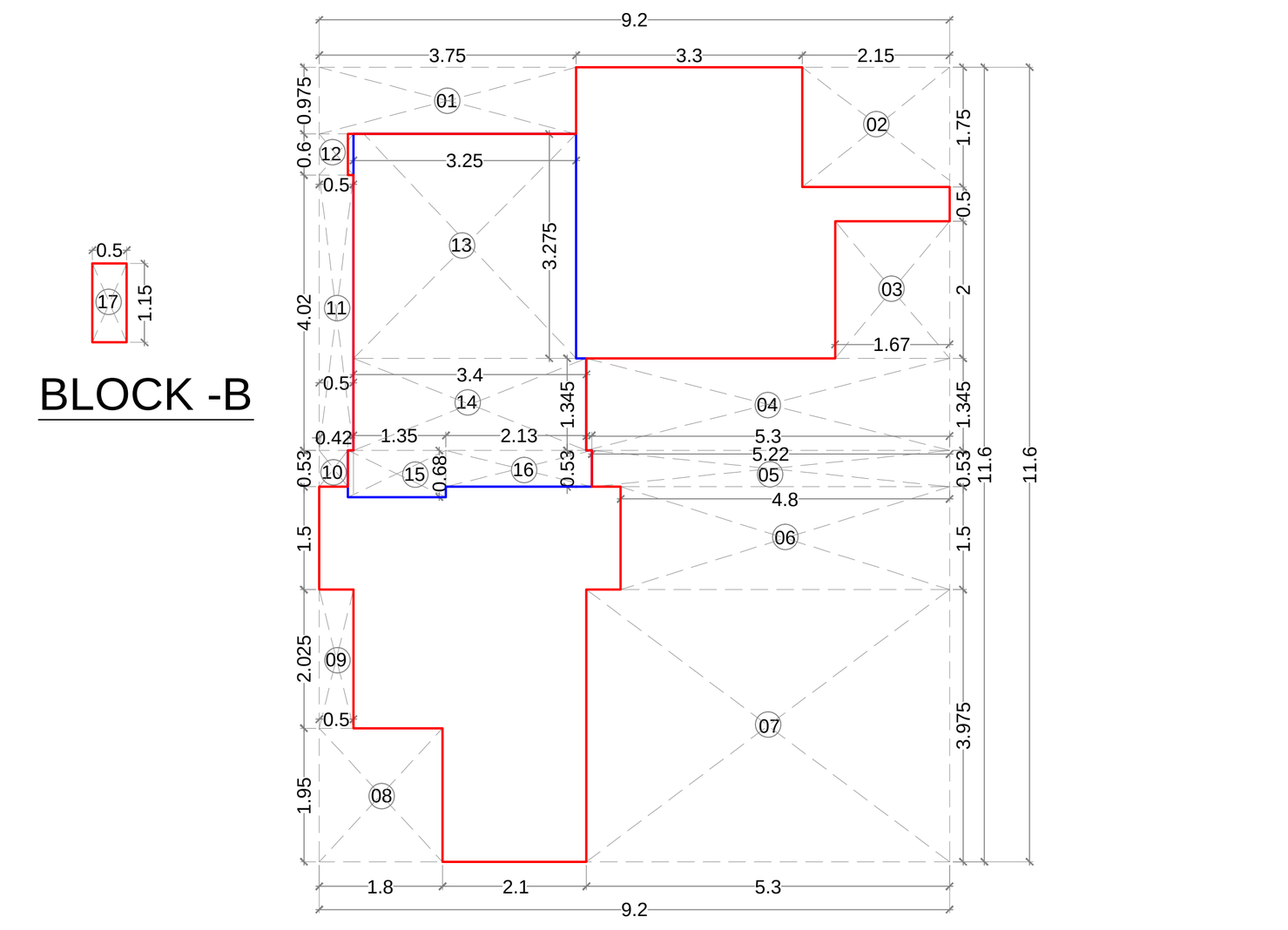

BLOCK -B

BLOCK -A

GROUND FLOOR BUILT UP AREA CALCULATION
SCALE - 1:100

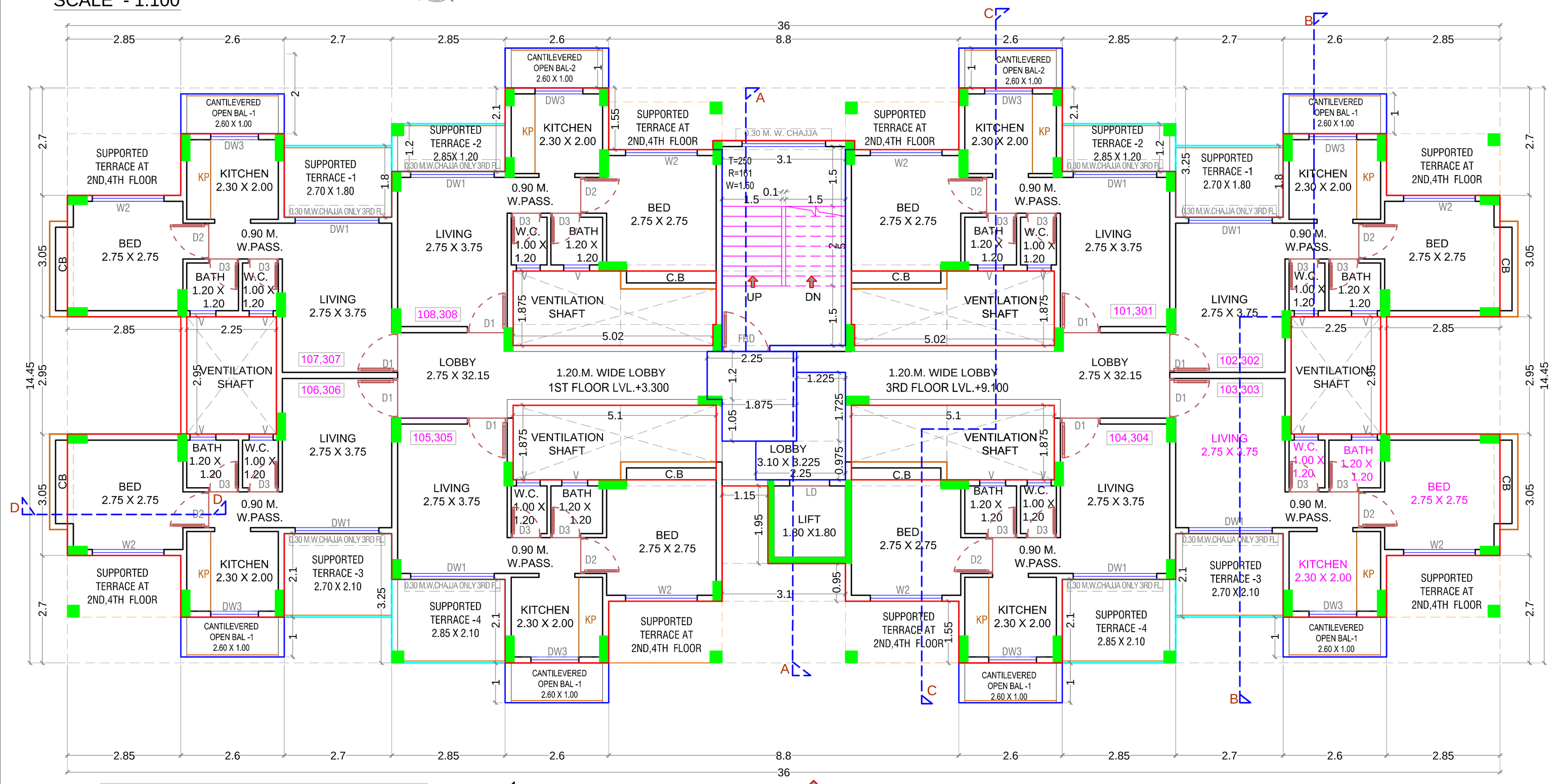

1ST & 3RD FLOOR PLAN
SCALE - 1:100

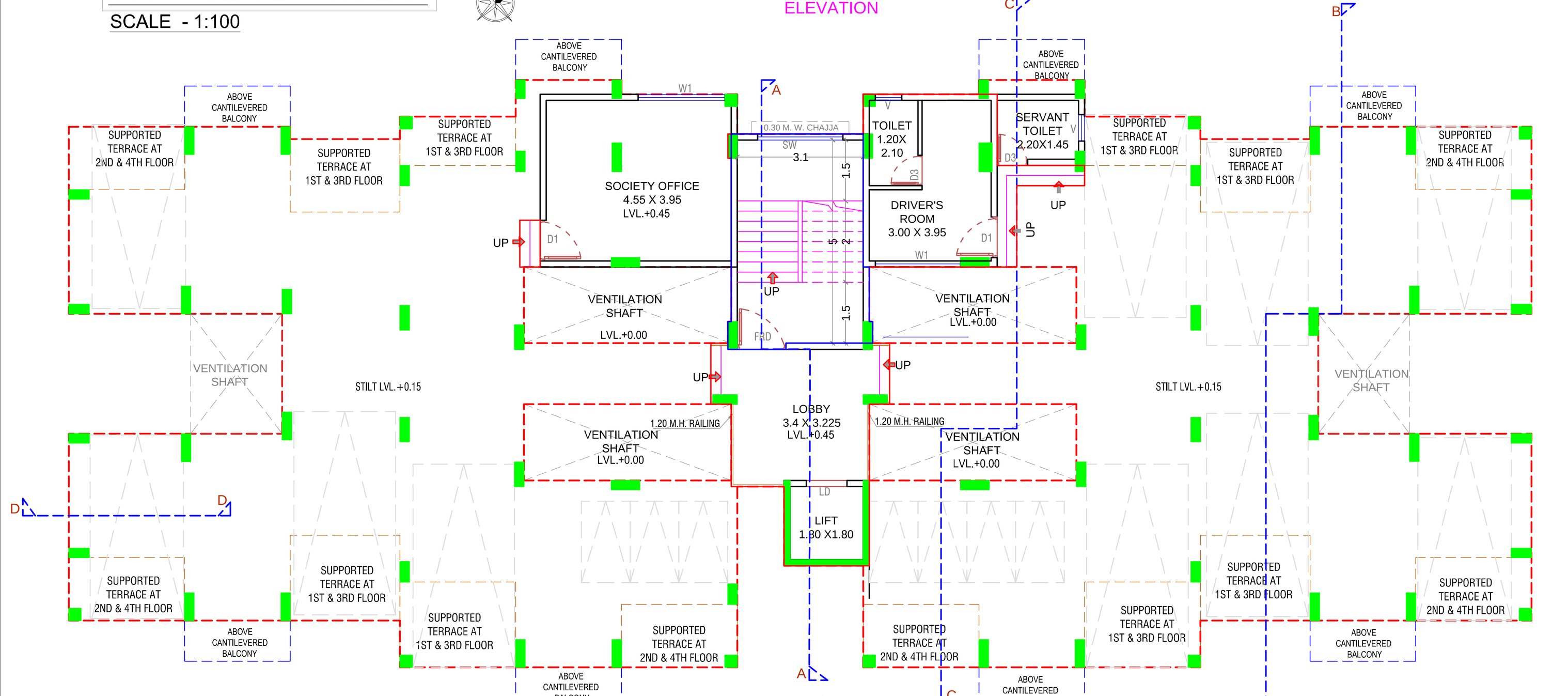

GROUND FLOOR PLAN
SCALE - 1:100

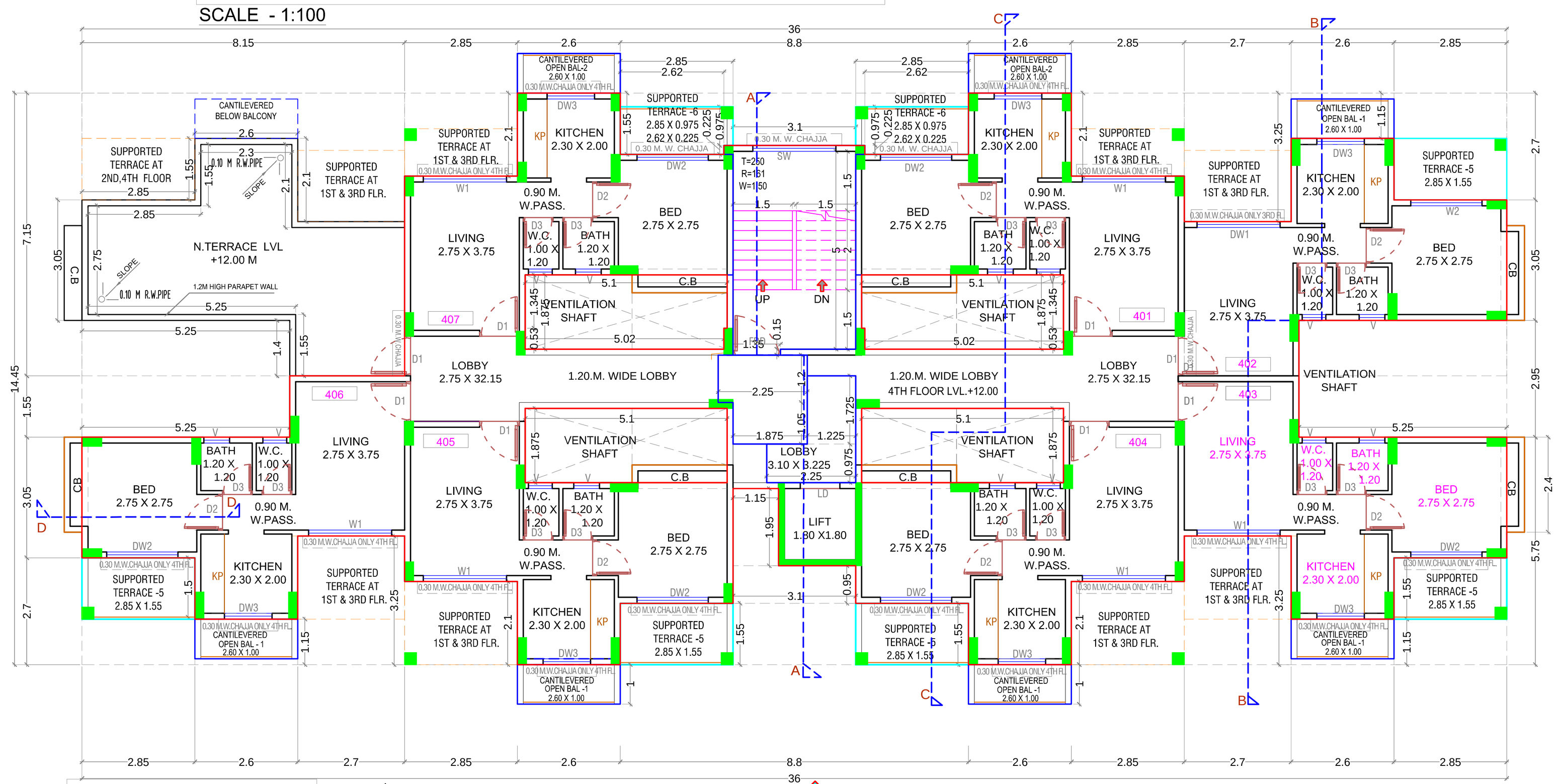

4TH FLOOR PLAN
SCALE - 1:100

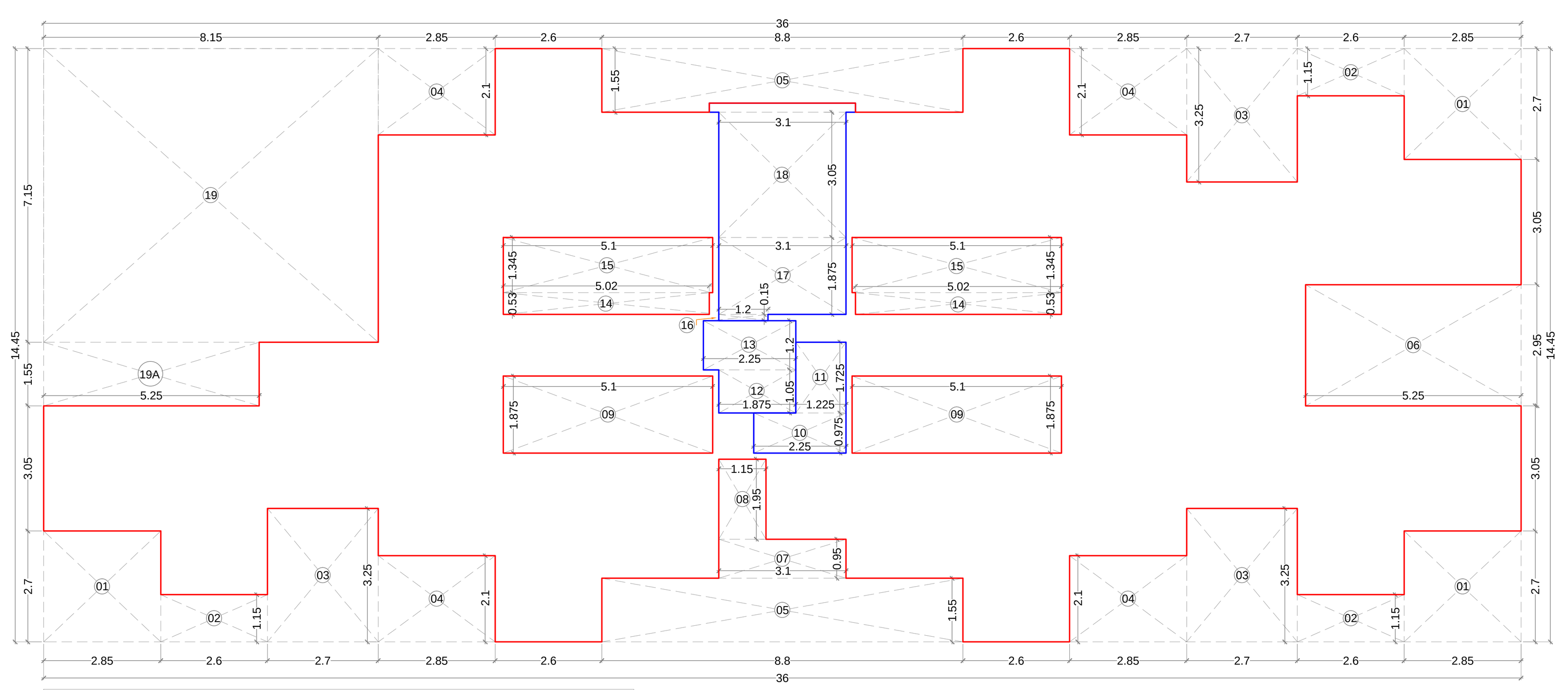

4TH FLOOR BUILT UP AREA CALCULATION
SCALE - 1:100

1ST ,2ND & 3RD FLOOR BUILT UP AREA CALCULATION					
Block Description	Number of blocks	Length (meter)	Breath (meter)		Area (sqm.)
1	1	36.000	14.450	=	520.200
			SUBTOTAL : A	=	520.200
DEDUCTION					
1	4	2.850	2.700	=	30.780
2	4	2.600	1.150	=	11.960
3	4	2.700	3.250	=	35.100
4	4	2.850	2.100	=	23.940
5	2	8.800	1.550	=	27.280
6	2	2.850	2.950	=	16.815
7	1	3.100	0.950	=	2.945
8	1	1.150	1.950	=	2.243
9	2	5.100	1.875	=	19.125
10	1	2.250	0.975	=	2.194
11	1	1.225	1.725	=	2.113
12	1	1.875	1.050	=	1.969
13	1	2.250	1.200	=	2.700
14	2	5.020	0.530	=	5.321
15	2	5.100	1.345	=	13.719
16	1	1.200	0.150	=	0.180
17	1	3.100	1.875	=	5.813
18	1	3.100	3.050	=	9.455
19	2	2.250	2.950	=	13.275
SUBTOTAL : B				=	226.926
NET BUILT UP AREA = (SUBTOTAL : A) - (SUBTOTAL :B)				=	293.274

BALCONY AREA STATEMENT
1ST ,2ND & 3RD FLOOR

BALCONY TYPE	LENGTH (METER)	BREATH (METER)	TOTAL	NUMBER OF BALCONY	BACONY AREA IN SQM. OPEN	ENCLOSED	PARTLY ENCLOSED
OPEN BAL - B1	2.600	1.000	2.600	6	15.600	0.000	0.000
OPEN BAL .- B2	2.600	1.000	2.600	2	5.200	0.000	0.000
			SUBTOTAL	8	20.800	0.00	0.000
TOTAL PROPOSED BALCONY AREA					20.800		
NET BUILT UP AREA OF FLOOR					293.274		
PERMISSIBLE BALCONY AREA = (NET BUILT UP AREA) X 15 %					43.991		
BALANCE BALCONY AREA,IF ANY					23.191		
EXCESS BALCONY AREA,IF ANY					NA		

TERRCAE AREA STATEMENT
1ST & 3RD FLOOR

TERRCAE TYPE	LENGTH (METER)	BREATH (METER)	TOTAL	NUMBER OF TERRACE	AREA IN SQM.
TERRACE -1	2.7	1.8	4.86	2	9.72
TERRACE -2	2.850	1.200	3.420	2	6.840
TERRACE -3	2.700	2.100	5.670	2	11.340
TERRACE -4	2.850	2.100	5.985	2	11.970
			SUBTOTAL	8	39.870
TOTAL PROPOSED BALCONY AREA					39.870
NET BUILT UP AREA OF FLOOR					293.274
PERMISSIBLE BALCONY AREA = (NET BUILT UP AREA) X 20 %					58.655
BALANCE TERRACE AREA,IF ANY					18.785
EXCESS TERRACE AREA,IF ANY					NA

TERRACE AREA STATEMENT
2ND FLOOR

TERRCAE TYPE	LENGTH (METER)	BREATH (METER)	TOTAL	NUMBER OF TERRACE	AREA IN SQM.
TERRACE -5	2.850	1.550	4.418	6	26.505
TERRACE -6	2.850	0.975	2.779	2	5.558
	2.620	0.225	0.590		1.179
			SUBTOTAL	8	33.242
TOTAL PROPOSED BALCONY AREA					33.242
NET BUILT UP AREA OF FLOOR					293.274
PERMISSIBLE BALCONY AREA = (NET BUILT UP AREA) X 20 %					58.655
BALANCE TERRACE AREA,IF ANY					25.413
EXCESS TERRACE AREA,IF ANY					NA

4TH FLOOR BUILT UP AREA CALCULATION					
Block Description	Number of blocks	Length (meter)	Breath (meter)		Area (sqm.)
1	1	36.000	14.450	=	520.200
			SUBTOTAL : A	=	520.200
DEDUCTION					
1	3	2.850	2.700	=	23.085
2	3	2.600	1.150	=	8.970
3	3	2.700	3.250	=	26.325
4	4	2.850	2.100	=	23.940
5	2	8.800	1.550	=	27.280
6	1	5.250	2.950	=	15.488
7	1	3.100	0.950	=	2.945
8	1	1.150	1.950	=	2.243
9	2	5.100	1.875	=	19.125
10	1	2.250	0.975	=	2.194
11	1	1.225	1.725	=	2.113
12	1	1.875	1.050	=	1.969
13	1	2.250	1.200	=	2.700
14	2	5.020	0.530	=	5.321
15	2	5.100	1.345	=	13.719
16	1	1.200	0.150	=	0.180
17	1	3.100	1.875	=	5.813
18	1	3.100	3.050	=	9.455
19	1	8.150	7.150	=	58.273
19A	1	5.250	1.550	=	8.138
SUBTOTAL : B				=	259.273
NET BUILT UP AREA = (SUBTOTAL : A) - (SUBTOTAL :B)				=	260.927

BALCONY AREA STATEMENT
4TH FLOOR

BALCONY TYPE	LENGTH (METER)	BREATH (METER)	TOTAL	NUMBER OF BALCONY	BACONY AREA IN SQM. OPEN	ENCLOSED	PARTLY ENCLOSED
OPEN BAL - B1	2.600	1.000	2.600	5	13.000	0.000	0.000
OPEN BAL .- B2	2.600	1.000	2.600	2	5.200	0.000	0.000
			SUBTOTAL	7	18.200	0.00	0.000
TOTAL PROPOSED BALCONY AREA					18.200		
NET BUILT UP AREA OF FLOOR					260.927		
PERMISSIBLE BALCONY AREA = (NET BUILT UP AREA) X 15 %					39.139		
BALANCE BALCONY AREA,IF ANY					20.939		
EXCESS BALCONY AREA,IF ANY					NA		

TERRACE AREA STATEMENT
4TH FLOOR

TERRCAE TYPE	LENGTH (METER)	BREATH (METER)	TOTAL	NUMBER OF TERRACE	AREA IN SQM.
TERRACE -5	2.850	1.550	4.418	5	22.088
TERRACE -6	2.850	0.975	2.779	2	5.558
	2.620	0.225	0.590		1.179
			SUBTOTAL	7	28.824
TOTAL PROPOSED TERRACE AREA					28.824
NET BUILT UP AREA OF FLOOR					260.927
PERMISSIBLE BALCONY AREA = (NET BUILT UP AREA) X 20 %					52.185
BALANCE TERRACE AREA,IF ANY					23.361
EXCESS TERRACE AREA,IF ANY					NA

STAMP OF APPROVAL 3/3

Commencemen Certificate granted Subject to the condition mentioned in this office letter/Certificate no-CIDCO/NAINA/Panvel/Harigram/BP-00538/CC/2022/0168.
Dated-09 March 2022

RAJA BHAGUJI WAGHMARE
Digitally signed by RAJA BHAGUJI WAGHMARE
Date: 2022.03.09 14:05:23 +05'30'

LIGHT & VENTILATION STATEMENT

ROOM	CARPET AREA	1/6 REQD.	TYPE	AREA IN SQM. PROV.	SILL LVL.
LIVING-	10.313	1.72	DW1 /W1	4.41 / 2.52	0.20/1.10
BED	7.56	1.26	DW2/W2	3.78 / 2.16	0.20/1.10
KITCHEN	4.60	0.77	DW3/W3	2.52 / 1.44	0.20/1.10
BATH	1.44	0.24	V	0.45	1.55
W.C.	1.2	0.20	V	0.45	1.55

SCHEDULE OF DOORS & WINDOWS

TYPE	SIZE IN MM			AREA IN SQM.	DISCREPTION	SILL LVL.
FRD	1.20	X	2.10	2.52	FIRE RESISTANT DOOR	
D1	1.00	X	2.10	2.10	T.W. PANEL DOOR	
D2	0.90	X	2.10	1.89	T.W. PANEL DOOR	
D3	0.75	X	2.10	1.575	T.W. PANEL DOOR	
DW1	2.10	X	2.10	4.41	AL. SLIDING FRENCH WINDOW	0.20
DW2	1.80	X	2.10	3.78	AL. SLIDING FRENCH WINDOW	0.20
DW3	1.20	X	2.10	2.52	AL. SLIDING FRENCH WINDOW	0.20
W1	2.10	X	1.20	2.52	AL. SLIDING WINDOW	1.10
W2	1.80	X	1.20	2.16	AL. SLIDING WINDOW	1.10
W3	1.20	X	1.20	1.44	AL. SLIDING WINDOW	1.10
V	0.60	X	0.75	0.45	AL.LOUVERD WINDOW	1.55

CONTENT OF THE SHEET

GROUND FLOOR PLAN,TYPICAL FLOOR PLAN(1ST TO 4TH) , TERRACE FLOOR PLAN,AREA DIAGRAM (1ST TO 4TH), CALCULATIONS SCHEDULE OF DOORS & WINDOWS, SCHEDULE OF LIGHT & VENTILATIONS.

NAME OF THE OWNERS & SIGNATURE

Lifegood Happiness Home through partners
Mr.Brajesh kumarR.Bhardwaj,
Neelam Bhardwaj,
Gurunath P.Phadke,
Deepali G.Phadke
POA Holder of MR.RAMA SHANKAR BHOPI (S.No-23/2/C)

NAME & SIGNATURE OF OWNER

NAME & SIGNATURE OF ARCHITECT

(Signature of Architect.)
AR. SWAPNIL KALYANKAR
REGD. NO. CA / 2010 / 47491

DESCRIPTION OF PROPOSAL & PROPERTY

PROPOSED BUILDING PERMISSION ON SURVEY NO.23/2/C, AT- HARIGRAM,TALUKA -PANVEL, DIST. -RAIGAD.

DATE	03.01.2022
SCALE	1: 100 ,1:200,1: 500,1: 5000, N.T.S.
DRN BY	IMRAN
CHKD BY	SWAPNIL KALYANKAR

SWAPNIL KALYANKAR ARCHITECTS
Swapnil Kalyankar | +91 - 99875 96001
OFFICE : SIDDHANT MARKET,D - WING, 2ND FLOOR,OPP.BJP OFFICE,PANVEL - 410 206.
EMAIL : skaplanners@gmail.com