FLOOR AREA STATEMENT

1	2	3	4	5	6	7	8	9	10	11	12	13	14	15	16	17
Sr no	FLOOR	BUILT UP AREA IN SQM.	PERMISSIBLE BALCONY AREA IN SQM. (15% of 3)	ENCLOSED BALCONY	PART ENCLOSED BALCONY	OPEN BALCONY	PROPOSED BALCONY IN SQM. (5+6+7)	EXCESS BALCONY IN SQM.	PERMISSIBLE TERRACE AREA IN SQM. (20% of 3)	PROPOSED TERRACE AREA IN SQM.	EXCESS TERRACE AREA IN SQM.	STAIRCASE & LIFT LOBBY AREA IN SQM.	CUPBOARD AREA IN SQM.	SOCETY OFFICE & SERVENT TOILET IN SQM.	LIFT WELL AREA IN SQM.	P-LINE AREA AS PER MODOFICATION UNDER SECTION 37 OF NAINA DCR (3+8+11+13+14+15)-(16)
BULDING-1 (FREE SALE)																
1	GROUND	513.952	77.093	18.375	0.000	0.000	18.375	nil	0.000	0.000	nill	80.652	0.000	19.989	13.596	**619.371**
3	1st FLOOR	881.013	132.152	0.000	55.050	58.650	113.700	nil	176.203	0.000	nill	78.311	7.729	0.000	13.596	**1067.157**
4	2nd FLOOR	881.013	132.152	0.000	55.050	58.650	113.700	nil	176.203	136.444	nill	78.311	7.729	0.000	13.596	**1203.601**
5	3rd FLOOR	881.013	132.152	0.000	55.050	58.650	113.700	nil	176.203	0.000	nill	78.311	7.729	0.000	13.596	**1067.157**
6	4th FLOOR	881.013	132.152	0.000	55.050	58.650	113.700	nil	176.203	136.444	nill	78.311	7.729	0.000	13.596	**1203.601**
	TOTAL AREA	**4038.004**	**605.701**	**18.375**	**220.200**	**234.600**	**473.175**	nil	**704.810**	**272.888**	nill	**393.894**	**30.916**	**19.989**	**67.978**	**5160.887**
BULDING-2 (FREE SALE)																
1	GROUND	71.052	0.000	0.000	0.000	0.000	0.000	nil	0.000	0.000	nill	69.232	0.000	0.000	7.751	**132.533**
3	GROUND CONV.SHOPS	168.091	0.000	0.000	0.000	0.000	0.000	nil	0.000	0.000	nill	0.000	0.000	0.000	0.000	**168.091**
4	1st FLOOR	396.731	59.510	20.000	0.000	20.385	40.385	nil	79.346	46.827	nill	69.151	0.000	0.000	7.751	**545.343**
5	2nd FLOOR	396.731	59.510	20.000	0.000	20.385	40.385	nil	79.346	34.380	nill	69.151	0.000	0.000	7.751	**532.896**
6	3rd FLOOR	396.731	59.510	20.000	0.000	20.385	40.385	nil	79.346	46.827	nill	69.151	0.000	0.000	7.751	**545.343**
7	4th FLOOR	396.731	59.510	20.000	0.000	20.385	40.385	nil	79.346	34.380	nill	69.151	0.000	0.000	7.751	**532.896**
	TOTAL AREA	**1826.067**	**238.039**	**80.000**	**0.000**	**81.540**	**161.540**	nil	**317.385**	**162.414**	nill	**345.836**	**0.000**	**0.000**	**38.755**	**2457.102**
	GRAND TOTAL BUILT UP AREA (BULDING-1 & 2) (FREE SALE)	**5864.071**	**843.739**	**98.375**	**220.200**	**316.140**	**634.715**	nil	**1022.195**	**435.302**	nill	**739.730**	**30.916**	**19.989**	**106.733**	**7617.989**
BULDING-3 (EWS)																
1	GROUND	275.715	41.357	0.000	0.000	0.000	0.000	nil	0.000	0.000	nil	22.573	0.000	0.000	4.680	**293.608**
3	1st FLOOR	313.044	46.957	0.000	0.000	0.000	0.000	nil	62.609	0.000	nil	21.630	0.000	0.000	4.680	**329.994**
4	2nd FLOOR	313.044	46.957	0.000	0.000	0.000	0.000	nil	62.609	0.000	nil	21.630	0.000	0.000	4.680	**329.994**
5	3rd FLOOR	313.044	46.957	0.000	0.000	0.000	0.000	nil	62.609	0.000	nil	21.630	0.000	0.000	4.680	**329.994**
6	4th FLOOR	313.044	46.957	0.000	0.000	0.000	0.000	nil	62.609	0.000	nil	21.630	0.000	0.000	4.680	**329.994**
	TOTAL BUILT UP AREA	**1527.891**	**229.184**	**0.000**	**0.000**	**0.000**	**0.000**	nill	**250.435**	**0.000**	nil	**109.093**	**0.000**	**0.000**	**23.400**	**1613.584**

SANCTIONED IDP PLAN
SCALE = N.TS

NORTH
SITE UNDER REFERENCE

BUILT UP AREA STATEMENT (FREE SALE)

BUILDING NUMBER	WING	FLOOR	NET BUILT UP AREA
1	A,B,C, D & E	GROUND FLOOR	513.952
		1ST FLOOR	881.013
		2ND FLOOR	881.013
		3RD FLOOR	881.013
		4TH FLOOR	881.013
		TOTAL	**4038.004**
2	F,G & H	CANT. SHOP	168.091
		GROUND FLOOR	71.052
		1ST FLOOR	396.731
		2ND FLOOR	396.731
		3RD FLOOR	396.731
		4TH FLOOR	396.731
		TOTAL	**1826.067**
GRAND TOTAL			**5864.071**

BUILT UP AREA STATEMENT (EWS)

3	I	GROUND FLOOR	275.715
		1ST FLOOR	313.044
		2ND FLOOR	313.044
		3RD FLOOR	313.044
		4TH FLOOR	313.044
		TOTAL	**1527.891**
TOTAL			**1527.891**

TERRACE AREA STATEMENT (BUILDING-1) (FREE SALE)
(WING-A,B,C,D & E) **

BUILDING NUMBER	FLOOR	BUILT UP AREA	PERMISSIBLE TERRACE AREA	PROPOSED TERRACE AREA
1	GROUND FLOOR	513.952	0.000	0.000
	1ST FLOOR	881.013	176.203	0.000
	2ND FLOOR	881.013	176.203	136.444
	3RD FLOOR	881.013	176.203	0.000
	4TH FLOOR	881.013	176.203	136.444
	TOTAL	**4038.004**	**704.810**	**272.888**

TERRACE AREA STATEMENT (BUILDING-2) (FREE SALE)
(WING-F,G &H) **

BUILDING NUMBER	FLOOR	BUILT UP AREA	PERMISSIBLE TERRACE AREA	PROPOSED TERRACE AREA
2	GROUND FLOOR	239.143	0.000	0.000
	1ST FLOOR	396.731	79.346	46.827
	2ND FLOOR	396.731	79.346	34.380
	3RD FLOOR	396.731	79.346	46.827
	4TH FLOOR	396.731	79.346	34.380
	TOTAL	**1826.067**	**317.385**	**162.414**
GRAND TOTAL		**5864.071**	**1022.195**	**435.302**

PROFORMA -I

	AREA STATEMENT		
1	**AREA OF PLOT**	**Area in Sq.M.**	
I	Area of Plot (as per 7/12)	8660.00	
II	Area of Plot as per Measurement plan NA TILR	8687.25	
III	Area of Plot as per Physical Survey	8661.068	
IV	Area of plot considered {least of (I), (II) and (III) above }	8660.00	
V	Area of plot within 200 m. Gaothan Boundary	8660.00	
VI	Area of plot outside 200 m. from Gaothan Boundary	0.00	
2	**AREA OF DEDUCTION**		
	A. Area under widening of Existing road	0	
	B. IDP Proposed Road	1073.623	
	C. Any Reservation	NA	
	Total (A+ B+ C)	**1073.623**	
3	**Gross area of Plot (1-2)**	7586.377	
4	Deduction for Amenity Space,(5% of 3)	0	
5	(a) RG/Open Space Required (10% of 3)	758.638	
	(b) Recreational open space provided	816.150	
6	**Net Plot area (3-4)**	7586.377	
		Sale	EWS
7	Permissible FSI (a+b)	1	0.2
8	**Permissible Built Up Area (6 X 7)**	**7586.377**	**1517.275**
9	**Proposed Built Up Area**	**5864.071**	**1527.891**
10	Excess EWS Built up area (9-8)	0.000	10.616
11	Total built up area	**5864.071**	-
12	TOTAL BUA INCLUDING SALE & EWS	**7391.96**	
13	Balance Built up area (8-11)	**1722.306**	0.000
14	FSI consumed	0.773	0.201
15	Balance FSI	0.227	0.0
16	No. of units proposed	208	
	(a) Total Residential Units (Free Sale)	165	
	(b) Total Convenient shop shop (Free Sale)	14	
	(C) Total Residential Units of (EWS)	29	
17	**Trees to be planted**		
	{ a) Trees to be planted against plot area ({6) / 100 }	76	
	{ b) Trees to be planted against trees felled { number x 5 }	0	
	{ c) Trees to be planted against open space ({5b) + 100) X 5 }	41	
	{ d) Number of trees proposed to be planted { { a) +{ b) +{ c) }	117	
18	Proposed Trees	130	
19	Balcony area Statement (For Detailes refer Balcony area Statement)	*	
20	Terrace area Statement (For Detailes refer Terrace area Statement)	**	

STAMP OF APPROVAL 1/8

This Amended Commencement Certificate is approved subject to the conditions mentioned in Amended Commencement Certificate bearing no. CIDCO/NAINA/Panvel/Vihighar/BP-00391/ACC/2022/0248 dated 22/Sept/2022.

ABHIJEET RAMESH PAWAR

Digitally signed by ABHIJEET RAMESH PAWAR
Date: 2022.09.22 18:17:09 +05'30'

NOTES :-
1) ALL EXTERNAL WALL ARE 0.15 M. THK BRICK WALLS .
2) ALL INTERNAL WALL ARE 0.10 M. THK BRICK WALLS .

Sr. No.	Item	Site Plan on white Print	Building Plan On White Print
1	Plot Line		
2	Existing Street/ Layout road		
3	FSI lines		
4	Building Line		
5	Recreational Open Spaces		
6	Trees		
7	Car Parking		
8	Scooter Parking		

CONTENT OF SHEET

" LAYOUT PLAN "
* PLOT AREA DIAGRAM & CALCULATION * BLOCK PLAN
* LOCATION PLAN
* OPEN SPACE AREA DIAGRAM & CALCULATION
* BUILT UP AREA SUMMARY
* FLOOR WISE CARPET & BUA AREA DETAILS
* PARKING AREA STATEMENT
* BALCONY STATEMENT * SUPPORTED TERRACE AREA STATETMENT
* LOCATION PLAN

CERTIFICATE OF AREA

CERTIFIED THAT I HAVE SURVEYED THE PLOT BEARING G. NO.87/0 & 86/1, AT-VIHIGHAR ,TALUKA -PANVEL, DIST. -RAIGAD., DATED 23.04.2019 AND THAT THE DIMENSIONS OF THE SIDES ETC. OF THE PLOT STATED ON THE PLAN ARE AS MEASURED ON SITE AND AREA SO WORKED OUT IS 8661.068 SQ.MT.

M/s. Prayag Builders & Devlopers through
MR. PRADEEP K. BHOPI
(SIGNATURE OF OWNERS)

(signature of architect)
AR.SWAPNIL KALYANKAR
REGD. NO. CA /2010 / 47491

FROM OF CERTIFICATE

I HAVE EXAMINED THE BOUNDARIES AND THE AREA OF THE PLOT AND I DO HEREBY CERTIFY THAT I HAVE PERSONALLY VERIFIED AND CHECKED ALL THE STATEMENTS MADE BY THE APPLICANT WHO IS THE OWNER/ LESSEE IN POSSESSION OF THE PLOT AS IN THE ABOVE FORM AND FOUND THEM TO BE CORRECT.

ADD :- SIDDHANT MARKET ,D-WING, 2ND FLOOR ,OPP.BJP OFFICE,PANVEL
E-MAIL ID :- skaplanners@gmail.com
MOBILE NO :- 9987596001

(Signature of Architect.)
AR. SWAPNIL KALYANKAR
REGD. NO. CA / 2010 / 47491

NAME & SIGNATURES OF THE OWNERS

M/s. Prayag Builders & Devlopers through
MR. PRADEEP K. BHOPI

NAME & SIGNATURE OF ARCHITECT

AR. SWAPNIL KALYANKAR
REGD. NO. CA / 2010 / 47491
(Signature of Architect.)

DESCRIPTION OF PROPOSAL & PROPERTY

PROPOSED BUILDING PERMISSION ON G.NO. 86/1,87 , AT- VIHIGHAR , TALUKA -PANVEL, DIST. -RAIGAD.

JOB NO.	
DWG. NO.	
DATE	07.06.2022
DRN BY	IMRAN
SCALE	1: 100 ,1:200,1:500, N.T.S.
CHKD BY	SWAPNIL KALYANKAR

SWAPNIL KALYANKAR ARCHITECTS
Swapnil Kalyankar | +91 - 99875 96001
OFFICE : A 101, NEEL EMERALD, FINAL PLOT NO. 527 B, SAI NAGAR, NEAR TEHSILDAR OFFICE, PANVEL-410206.
EMAIL - skaplanners@gmail.com

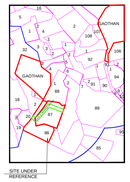

SITE UNDER REFERENCE

LOCATION PLAN.
SCALE = N.TS

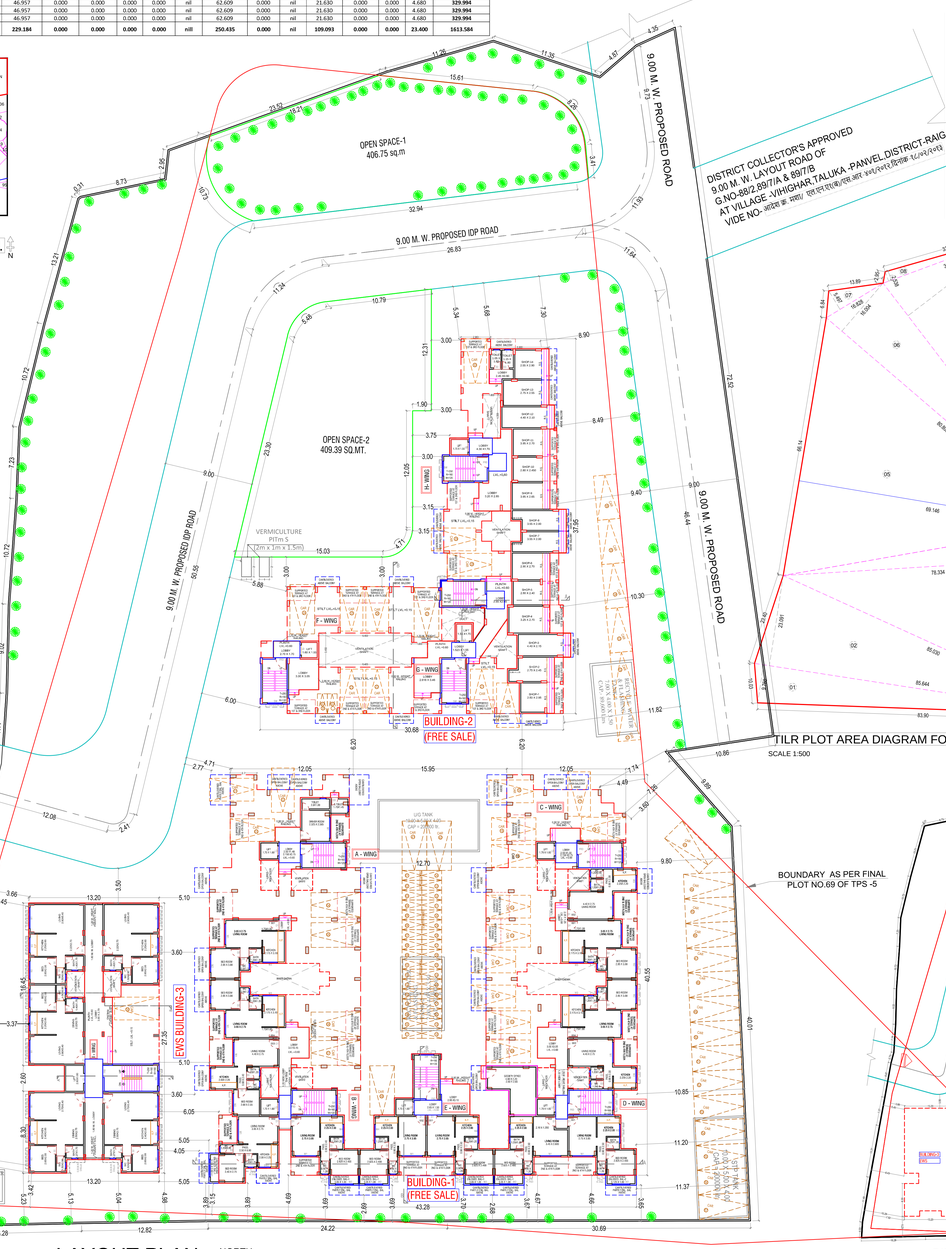

LAYOUT PLAN
SCALE 1:200

NORTH

AREA CALCULATION FOR TILR PLOT

SR.NO.	TRIANGLE NUMBER	NUMBER OF TRIANGLE	1/2	BASE (M)	HEIGHT (M.)	AREA (SQM.)
1	1	1	1/2	85.644	9.760	417.943
2	2	1	1/2	85.644	23.091	988.803
3	3	1	1/2	85.030	36.741	1562.044
4	4	1	1/2	78.334	8.219	321.914
5	5	1	1/2	66.140	69.146	2286.658
6	6	1	1/2	80.805	16.004	646.602
7	7	1	1/2	16.828	5.497	46.252
8	8	1	1/2	35.226	2.538	44.702
9	9	1	1/2	77.281	33.661	1300.678
10	10	1	1/2	74.888	10.487	392.675
11	11	1	1/2	74.881	7.411	277.472
12	12	1	1/2	74.881	10.724	401.512
TOTAL AREA						**8687.253**

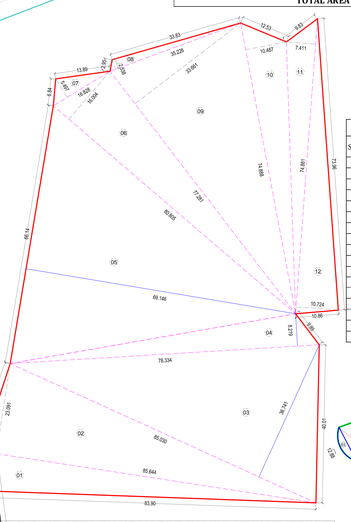

TILR PLOT AREA DIAGRAM FOR CALCULATION PURPOSE
SCALE 1:500

OPEN SPACE AREA CALCULATION

SR.NO.	TRIANGLE NUMBER	NUMBER OF TRIANGLE	1/2	BASE (M)	HEIGHT (M.)	AREA (SQM.)
1	1	1	1	AS PER PLINE		13.43
2	2	1	1/2	19.46	8.94	86.99
3	3	1	1/2	32.7	13.13	214.68
4	4	1	1/2	22.54	6.08	68.52
5	5	1	1	AS PER PLINE		23.14
TOTAL AREA OF OPEN SPACE -1						406.75
6	6	1	1/2	24.41	13.80	168.43
7	7	1	1/2	26.48	4.50	59.58
8	8	1	1/2	26.48	3.59	47.53
9	9	1	1/2	24.48	4.25	52.02
10	10	1	1/2	14.12	9.17	64.74
11	11	1	1/2	12.45	1.88	11.70
12	12	1	AS PER PLINE			2.57
13	13	1	AS PER PLINE			2.82
TOTAL AREA OF OPEN SPACE -2						**409.39**
GRAND TOTAL (OPEN SPACE 1+2)						**816.15**

BALCONY AREA STATEMENT (BUILDING-1) (FREE SALE) (WING-A ,B CD & E) *

BUILDING NUMBER	FLOOR	BUILT UP AREA	PERMISSIBLE BALCONY AREA	PROPOSED BALCONY AREA				
				TOTAL	PARTLY ENC. BAL.	ENCLOSED	OPEN	EXCESS BAL.
1	GROUND FLOOR	513.952	77.093	18.375	0.000	18.375	0.000	0.000
	1ST FLOOR	881.013	132.152	113.730	55.080	0.000	58.650	0.000
	2ND FLOOR	881.013	132.152	113.730	55.080	0.000	58.650	0.000
	3RD FLOOR	881.013	132.152	113.730	55.080	0.000	58.650	0.000
	4TH FLOOR	881.013	132.152	113.730	55.080	0.000	58.650	0.000
	TOTAL	**4038.004**	**605.701**	**473.295**	**220.320**	**18.375**	**234.600**	**0.000**

BALCONY AREA STATEMENT (BUILDING-2) (FREE SALE) (WING- F ,G ,H) *

BUILDING NUMBER	FLOOR	BUILT UP AREA	PERMISSIBLE BALCONY AREA	PROPOSED BALCONY AREA				
				TOTAL	PARTLY ENC. BAL.	ENCLOSED	OPEN	EXCESS BAL.
2	GROUND FLOOR	239.143	35.871	0.000	0.000	0.000	0.000	0.000
	1ST FLOOR	396.731	59.510	40.385	0.000	20.000	20.385	0.000
	2ND FLOOR	396.731	59.510	40.385	0.000	20.000	20.385	0.000
	3RD FLOOR	396.731	59.510	40.385	0.000	20.000	20.385	0.000
	4TH FLOOR	396.731	59.510	40.385	0.000	20.000	20.385	0.000
	TOTAL	**1826.067**	**272.910**	**161.540**	**0.000**	**80.000**	**81.540**	**0.000**
GRAND TOTAL		**5864.071**	**879.611**	**634.835**	**220.320**	**98.375**	**316.140**	**0.000**

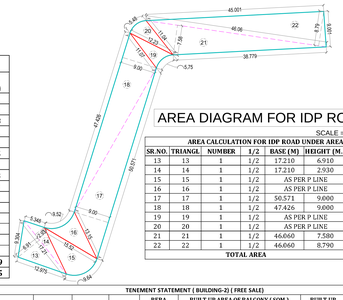

AREA DIAGRAM FOR IDP ROAD
SCALE = 1:500

AREA CALCULATION FOR IDP ROAD UNDER AREA

SR.NO.	TRIANGLE NUMBER	1/2	BASE (M)	HEIGHT (M.)	AREA
13	13	1/2	17.210	6.910	59.461
14	14	1/2	17.210	2.930	25.213
15	15	1/2	AS PER P LINE		67.351
16	16	1/2	AS PER P LINE		45.671
17	17	1/2	50.571	9.000	227.570
18	18	1/2	47.426	9.000	213.417
19	19	1/2	AS PER P LINE		26.722
20	20	1/2	AS PER P LINE		31.218
21	21	1/2	46.060	7.580	174.567
22	22	1/2	46.060	8.790	202.434
TOTAL AREA					**1073.623**

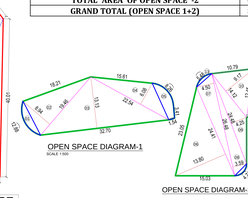

OPEN SPACE DIAGRAM-1
SCALE 1:500

OPEN SPACE DIAGRAM-2

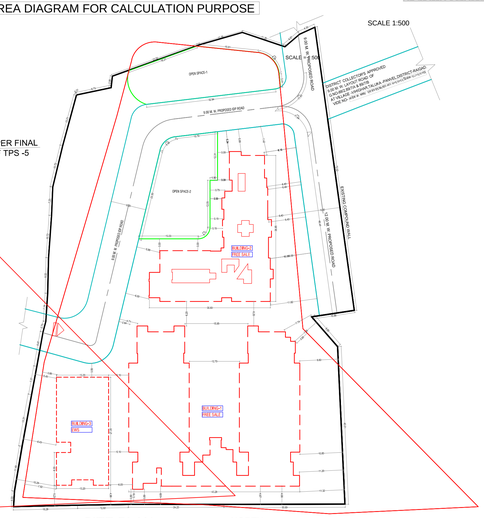

SITE PLAN
SCALE 1:500

NORTH

TENEMENT STATEMENT (BUILDING-2) (FREE SALE)

BUILDING	WING NUMBER	FLAT NUMBER	UNITS	RERA CARPET AREA (SQM.)	BUILT UP AREA OF BALCONY (SQM.)			BUILT UP AREA OF TERRACE (SQM.)	TOTAL BUILT - UP AREA (SQM.)
					OPEN BALCONY	PARTLY ENCLOSED BALCONY	ENCLOSED BALCONY		
1	F	SHOP-1	1	7.818	0.00	0.00	0.00	0.000	8.890
		SHOP-2	1	8.197	0.00	0.00	0.00	0.000	9.326
		SHOP-3	1	9.783	0.00	0.00	0.00	0.000	11.100
		SHOP-4	1	9.177	0.00	0.00	0.00	0.000	10.261
		SHOP-5	1	7.080	0.00	0.00	0.00	0.000	7.905
		SHOP-6	1	8.235	0.00	0.00	0.00	0.000	9.128
		SHOP-7	1	8.300	0.00	0.00	0.00	0.000	9.526
		SHOP-8	1	8.300	0.00	0.00	0.00	0.000	9.526
		SHOP-9	1	8.083	0.00	0.00	0.00	0.000	8.968
		SHOP-10	1	7.228	0.00	0.00	0.00	0.000	8.060
		SHOP-11	1	7.965	0.00	0.00	0.00	0.000	8.835
		SHOP-12	1	9.555	0.00	0.00	0.00	0.000	10.747
		SHOP-13	1	9.818	0.00	0.00	0.00	0.000	10.886
		SHOP-14	1	7.830	0.00	0.00	0.00	0.000	8.906
	TOTAL		14	117.367	0.000	0.000	0.000	0.000	132.065
2	G	101, 301	2	28.883	0.00	0.00	2.45	3.990	31.519
		102, 302	2	28.883	0.00	0.00	2.45	3.887	31.519
		201,401,	2	28.883	0.00	0.00	2.45	4.166	31.519
		202,402,	2	28.883	0.00	0.00	2.45	4.166	31.519
	TOTAL		8	231.062	0.000	0.000	19.600	32.419	252.152
	H	101, 301	2	28.883	0.00	0.00	2.45	3.886	31.519
		102, 302	2	28.883	0.00	0.00	2.45	3.665	31.519
		103, 303	2	20.278	2.225	0.00	0.00	3.461	21.860
		104, 304	2	27.440	2.225	0.00	0.00	4.748	29.532
		105, 305	2	28.882	0.00	0.00	2.45	3.990	31.149
		106, 306	2	30.23	2.65	0.00	2.65	3.886	32.391
		201,401,	2	28.883	0.00	0.00	2.45	4.166	31.519
		202,402,	2	28.883	0.00	0.00	2.45	4.166	31.519
		203,403,	2	20.030	2.225	0.00	0.00	0.000	21.860
		204,404,	2	27.125	2.225	0.00	0.00	4.350	29.532
		205,405,	2	28.883	0.00	0.00	2.45	4.166	31.149
		206,406,	2	30.06	2.65	0.00	2.65	5.239	32.391
	TOTAL		24	656.917	28.460	0.000	60.000	91.044	711.880
	D	101, 301	2	29.43	3.91	0.00	2.45	4.178	30.985
		102, 302	2	27.44	2.225	0.00	0.00	4.133	29.532
		103, 303	2	20.278	2.225	0.00	0.00	1.502	21.860
		104, 304	2	31.56	4.921	0.00	2.65	3.705	32.090
		201,401,	2	29.425	3.91	0.00	2.45	0.000	30.985
		202,402,	2	27.125	2.225	0.00	0.00	3.960	29.532
		203,403,	2	20.030	2.225	0.00	0.00	0.000	21.860
		204,404,	2	31.560	4.92	0.00	2.65	0.000	32.090
	TOTAL		16	433.684	53.140	0.000	20.400	38.953	457.668
GRAND TOTAL			62	1439.031	81.540	0.000	80.000	162.416	1553.9646

**** PARKING STATEMENT - PLEASE REFER D1 OF PROFORMA - I **(EWS)**

TENEMENTS SIZE CARPET AREA IN SQM.	NO. OF TENEMENTS	REQUIRED PARKING RATE	REQUIRED NO. OF PARKING		PROPOSED PARKING SPACES	
			NO. OF CARS 12.50 SQM.	NO. OF SCOOTER 2.00 SQMT.	NO. OF CARS 12.50 SQM.	NO. OF SCOOTER 2.00 SQMT.
UPTO 35	29	4 tenements having carpet area upto 35 sq.m. each.	7.25	12.50 X 7.98 X 10% /2	8	5
35 TO 45	0	2 tenements having carpet area 35 to 45 sq.m. each.	0.00	4.98		
TOTAL	29	visitor's parking 10%	0.73			
TOTAL			7.98	4.98	8	5

**** PARKING STATEMENT (FREE SALE)**

TENEMENTS SIZE CARPET AREA IN SQM.	NO. OF TENEMENTS	REQUIRED PARKING RATE	REQUIRED NO. OF PARKING		PROPOSED PARKING SPACES	
			NO. OF CARS 12.50 SQM.	NO. OF SCOOTER 2.00 SQMT.	NO. OF CARS 12.50 SQM.	NO. OF SCOOTER 2.00 SQMT.
UPTO 35	165	4 tenements having carpet area upto 35 sq.m. each.	41.25	12.50 X 49.58X 10% /2	50	31
35 TO 45	0	2 tenements having carpet area 35 to 45 sq.m. each.	0.00	30.99		
CONV. SHOPING AREA	168.091 sq.mt (Total no. of shops 14)	One car parking space for every 40 sq.mt. of floor area upto 800 sq.mt.	4.20			
TOTAL	165	visitor's parking 10%	4.13			
TOTAL			49.58	30.99	50	31

TENEMENT STATEMENT (BULDING-1) (FREE SALE)

BULDING	WING NUMBER	FLAT NUMBER	UNITS	RERA CARPET AREA (SQM.)	BUILT UP AREA OF BALCONY (SQM.)			BUILT UP AREA OF TERRACE (SQM.)	TOTAL BUILT - UP AREA (SQM.)
					OPEN BALCONY	PARTLY ENCLOSED BALCONY	ENCLOSED BALCONY		
1	A	001,	1	31.805	0.00	0.00	0.00	0.000	35.520
		101, 301	2	22.81	3.75	0.00	0.00	0.000	25.604
		102, 302	2	31.8725	0.00	0.00	0.00	0.000	34.919
		103, 303	2	32.3225	4.8375	0.00	0.00	0.000	34.919
		104, 304	2	30.6375	3.750	0.00	0.00	0.000	34.136
		105, 305	2	28.793	3.338	6.10	0.00	0.945	31.219
		106, 306	2	28.793	3.338	6.10	0.00	0.95	31.313
		201,401,	2	23.591	3.75	0.00	0.00	0.000	6.345	25.604
		202,402,	2	30.654	0.00	0.00	0.00	0.000	4.275	34.919
		203,403,	2	31.126	4.8375	0.00	0.00	0.000	4.275	34.919
		204,404,	2	31.418	3.750	0.00	0.00	0.000	6.345	34.136
		205,405,	2	29.475	3.338	6.10	0.00	0.945	4.925	31.219
		206,406,	2	29.475	3.338	6.10	0.00	0.95	4.877	31.313
	TOTAL		25	733.816	76.050	48.801	0.000	7.560	62.084	803.954
	B	001,	1	28.662	0.00	0.00	3.05	0.00	0.000	31.717
		002,	1	28.470	0.00	0.00	3.05	0.00	0.000	31.537
		003,	1	30.197	0.00	0.00	0.00	0.000	33.918
		004,	1	31.873	0.00	0.00	0.000	0.00	0.000	35.170
		101, 301	2	28.684	0.00	6.10	0.00	0.64	0.000	31.718
		102, 302	2	28.792	3.450	6.10	0.00	0.95	0.00	31.537
		103, 303	2	30.505	3.750	0.00	0.00	0.00	0.000	33.918
		104, 304	2	32.320	4.038	0.00	0.00	0.00	0.000	34.919
		105, 305	2	31.870	0.000	0.00	0.00	0.00	0.000	34.919
		106, 306	2	22.480	0.000	0.00	0.00	0.00	0.000	25.600
		201,401,	2	29.367	0.00	6.10	0.00	0.64	5.20	31.718
		202,402,	2	29.462	3.450	6.10	0.00	0.95	5.13	31.537
		203,403,	2	31.308	3.750	0.00	0.00	0.00	6.35	33.918
		204,404,	2	32.973	4.038	0.00	0.00	0.00	4.28	34.919
		205,405,	2	32.560	0.00	0.00	0.00	0.00	4.28	34.919
		206,406,

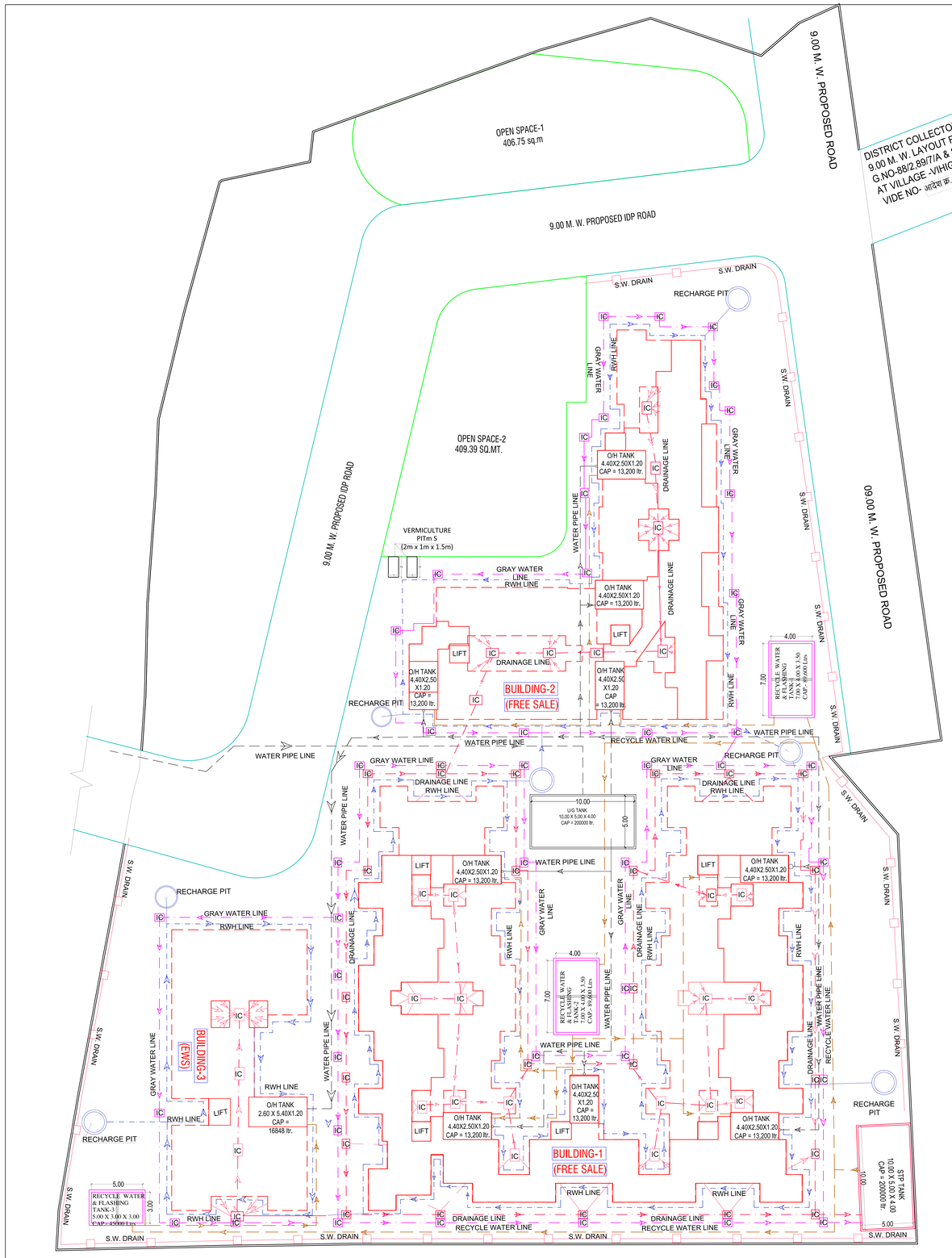

SERVICES PLAN

SCALE 1:200

WATER STORAGE CAPACITY CALCULATION									
BUILDING NUMBER	TOTAL NUMBER OF UNITS	ADDITIONAL TOILET	POPULATION	WATER REQUIREMENT (IN LITRE)			UNDER GROUND WATER TANK PROVIDED		
				ADDL. TOILET (180 LITRE)	POPULATION (189 LITRE)	TOTAL	TANK NUMBER	SIZE /DIMENSION	CAPACITY (LITRE)
1, 2 & 3	194	2	970	360	183330	183690	1	10 X 5.00 X 4	200000
COV.SHOP	14	2	42	360	7938	8298			
TOTAL	208	4	1012	720	191268	191988			

OVERHEAD WATER TANK CAPACITY CALCULATION				
BUILDING NUMBER	WATER REQUIRED (LITRE)	COLD WATER REQUIREMENT		
		TANK SIZE (METRE)	NUMBER OF TANK	CAPACITY (LITRE)
1,2&3	100000	4.40 X 2.50 X 1.20	9	105600

RECYCLED FLUSHING WATER TANK REQUIRMENT												
BUILDING	DESCRIPTION	POPU-LATION PER UNIT	TOTAL POPU-LATION (APPROX)	COLD WATER REQUIREMENT		% FLOW TO STP	COLD WATER REQUIREMENT		% FLOW TO STP	TOTAL FLOW TO STP	SIZE /DIMENSION	TOTAL PROVIDED RECYCLED FLUSHING WATER TANK
				DOMASTIC (A)		DOMESTIC 85%	FLUSHING (B)		FLUSHING 100%			
				LPCD	LPD	LPD	LPCD	LPD	LPD			
1,2 & 3	FLATS (194)	5	970	135	130950	116234.1	54	52380	58176	174410.1	TANK 01 = 7.00X 4.00X3.20 TANK 02 = 7.00X 4.00X3.20	179200
ADD. TOILET	4	0		126	504		126	504				
CON. SHOP TOI.	14	3	42	126	5292		126	5292				
EXTRA TANK PROVIDED									TANK 03 = 5.00X 3.00X3.00			45000
NOTE -85% WATER WILL BE TREATED AND PROVIDE TO RRECYCLED FLUSHING WATER TANK								174410.10	85%	148248.59	=	224200

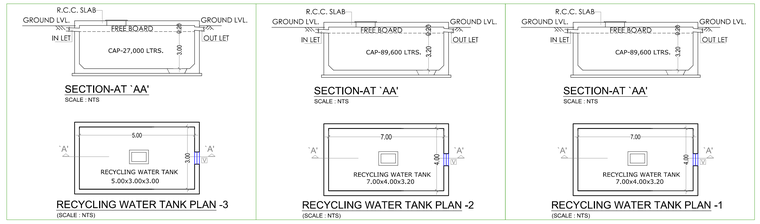

SOLAR WATER HEATING SYSTEM		
ROOF AREA	1678.1646	SQMT.
SOLAR PANELS REQUIRED AREA (25 % OF ROOF AREA)	419.54	SQMT.
PROPOSED SOLAR PANELS AREA(420 no.s)	420	SQMT.

STP CALCULATION	LTRS
TOTAL FLOW OF DOMESTIC	200000
TOTAL FLOW OF FLUSHING WATER	224200
TOTAL FLOW TOWARDS STP	424200
TOTAL PRAPOSED STP	**2,00,000**

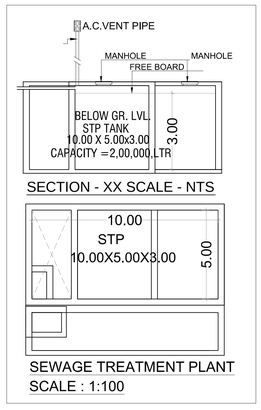

SECTION - XX SCALE - NTS

SEWAGE TREATMENT PLANT

SCALE : 1:100

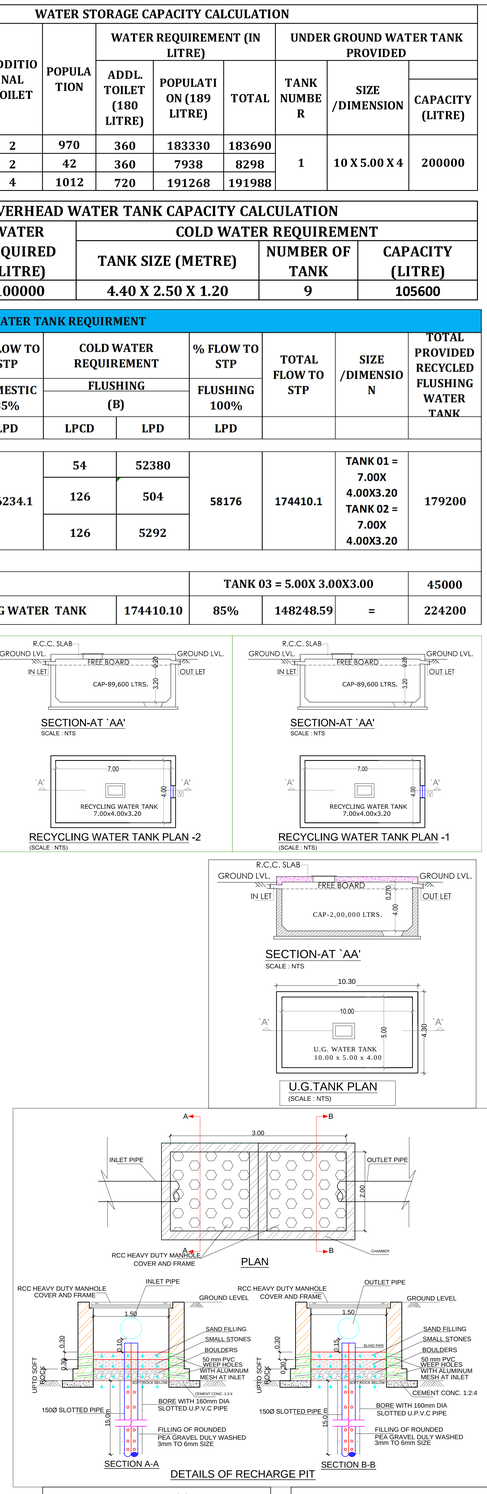

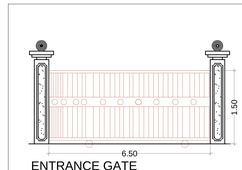

ENTRANCE GATE

SCALE : NTS

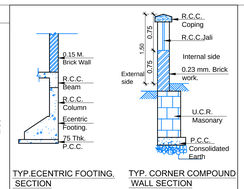

TYP.ECENTRIC FOOTING. SECTION

SCALE : NTS

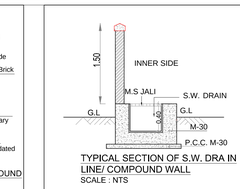

TYP. CORNER COMPOUND WALL SECTION

SCALE : NTS

TYPICAL SECTION OF S.W. DRA IN LINE/ COMPOUND WALL

SCALE : NTS

D-VARIABLE

STAMP OF APPROVAL 2/8

This Amended Commencement Certificate is approved subject to the conditions mentioned in Amended Commencement Certificate bearing no. CIDCO/NAINA/Panvel/Vihighar/BP -00391/ACC/2022/0248 dated 22/Sept/2022.

ABHIJEET RAMESH PAWAR

Digitally signed by ABHIJEET RAMESH PAWAR
Date: 2022.09.22 18:18:07 +05'30'

Legend :-

Sl.No	Item	Site Plan On White Print	Building Plan On White Print
01.	Plot Line		
02.	Existing Street		
03.	Proposed Work		
04.	Gary Water & Flashing Work		
05.	Drainage & Sewerage Work		
06.	Water Supply Work		
07.	RWH Line		
08.	Recycle Water & Flashing Work		

CONTENT OF THE SHEET

SERVICES PLAN , U/G TANK PLAN ,U/G TANK SECTION , U/G TANK AREAS CALCULATION, SEPTIC TANK & SECTION , SEPTIC TANK AREA CALCULATION ,COMPOUND WALL SECTION ,ENTRANCE GATE, R.O.H. DRAIN SECTION.

CERTIFICATE OF AREA

CERTIFIED THAT I HAVE SURVEYED THE PLOT BEARING G. NO.87/0 & 86/1, AT-VIHIGHAR ,TALUKA -PANVEL, DIST. -RAIGAD., DATED 23.04.2019 AND THAT THE DIMENSIONS OF THE SIDES ETC. OF THE PLOT STATED ON THE PLAN ARE AS MEASURED ON SITE AND AREA SO WORKED OUT IS 8661.068 SQ.MT.

M/s. Prayag Builders & Devlopers through MR. PRADEEP K. BHOPI
(SIGNATURE OF OWNERS)

AR. SWAPNIL KALYANKAR
REGD. NO. CA / 2010 / 47491
(Signature of Architect.)

FORM OF CERTIFICATE

I, SWAPNIL KALYANKAR HAVE BEEN EMPLOYED AS HIS ARCHITECT. I HAVE EXAMINED THE BOUNDARIES AND THE AREA OF THE PLOT AND I DO HEREBY CERTIFY THAT I HAVE PERSONALLY VERIFIED AND CHECKED ALL THE STATEMENTS MADE BY THE APPLICANT WHO IS THE OWNER IN POSSESION OF THE PLOT AS IN THE ABOVE FORM AND FOUND THEM TO BE CORRECT.

ADD :- A-101, NEEL EMERALD, OPP. TAHSILDAR OFFICE, PANVEL- 410206
E- MAIL ID :- skaplanners@gmail.com
MOBILE NO :- 9987596001

AR. SWAPNIL KALYANKAR
REGD. NO. CA / 2010 / 47491
(Signature of Architect.)

NAME OF THE OWNERS & SIGNATURE

M/s. Prayag Builders & Devlopers through MR. PRADEEP K. BHOPI

NAME & SIGNATURE OF ARCHITECT

AR. SWAPNIL KALYANKAR
REGD. NO. CA / 2010 / 47491
(Signature of Architect.)

DESCRIPTION OF PROPOSAL & PROPERTY

PROPOSED BUILDING PERMISSION ON G.NO. 86/1,87 , AT- VIHIGHAR ,TALUKA -PANVEL, DIST. -RAIGAD.

DATE	07.06.2022
SCALE	1: 100 ,1:200,1: 500,1: 5000, N.T.S.
DRN BY	IMRAN
CHKD BY	SWAPNIL KALYANKAR

SWAPNIL KALYANKAR ARCHITECTS
Swapnil Kalyankar | +91 - 99875 96001
OFFICE : A - 101, NEEL EMERALD, OPP.TAHSILDAR OFFICE PANVEL 410206.
EMAIL : skaplanners@gmail.com

FRONT ELEVATION

SCALE - 1:100

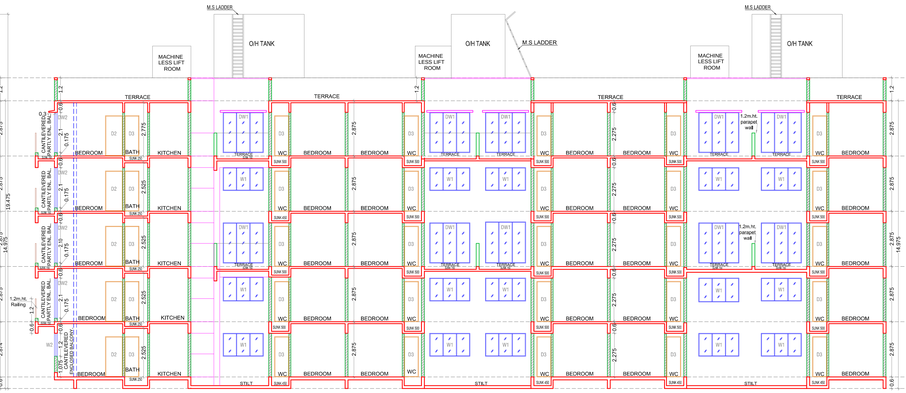

SECTION -A-A

SCALE - 1:100

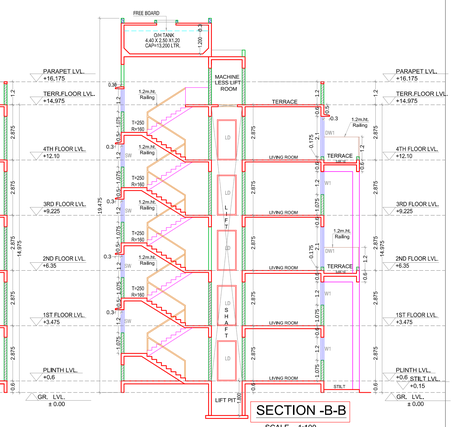

SECTION -B-B

SCALE - 1:100

GROUND FLOOR PLAN (BUILDING- 1)(FREE SALE)

SCALE - 1:100

NORTH

ELEVATION

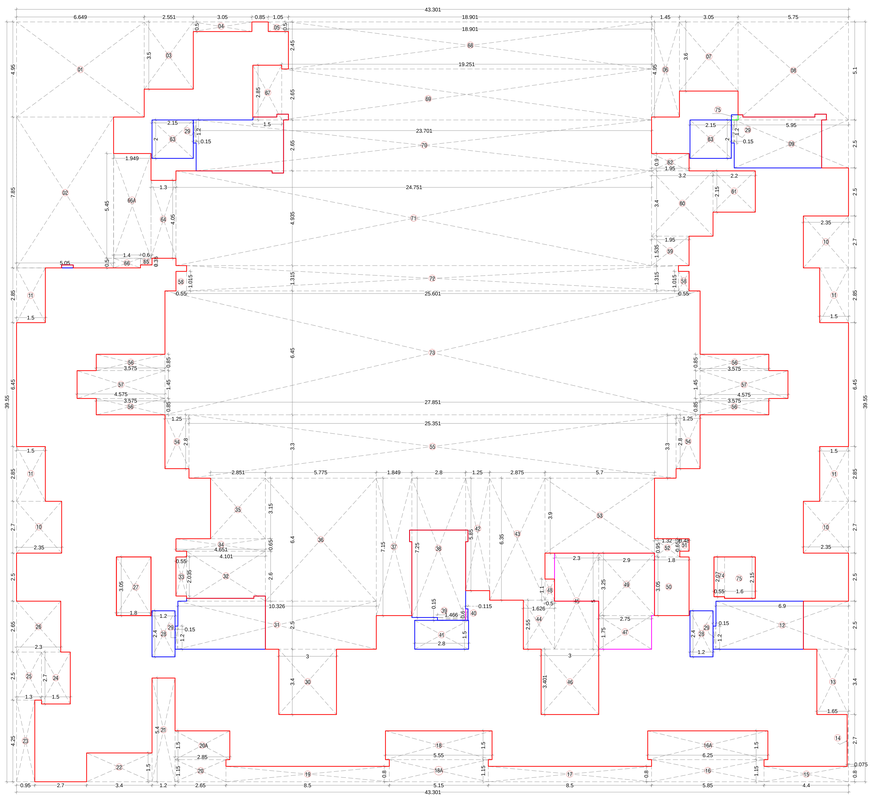

GROUND FLOOR BUILT UP AREA CALCULATION (BUILDING - 1)(FREE SALE)

SCALE - 1:100

NORTH

BUILDING-1 (FREE SALE)

GROUND FLOOR BUILT UP AREA CALCULATION

Block Description	Number of blocks	Length (meter)	Breath (meter)		Area (sqm.)
1	1	43.301	39.550	=	1712.555
SUBTOTAL : A				=	1712.555
DEDUCTION					
1	1	6.649	4.950	=	32.913
2	1	5.050	7.850	=	39.643
3	1	2.551	3.500	=	8.929
4	1	3.050	0.500	=	1.525
5	1	1.050	0.500	=	0.525
6	1	1.450	4.950	=	7.178
7	1	3.050	3.600	=	10.980
8	1	5.750	5.100	=	29.325
9	1	5.950	2.500	=	14.875
10	3	2.350	2.700	=	19.035
11	4	1.500	2.850	=	17.100
12	1	6.900	2.500	=	17.250
13	1	1.650	3.400	=	5.610
14	1	0.075	2.700	=	0.203
15	1	4.400	0.800	=	3.520
16	1	5.850	1.150	=	6.728
16A	1	6.250	1.500	=	9.375
17	1	8.500	0.800	=	6.800
18	1	5.550	1.500	=	8.325
18A	1	5.150	1.150	=	5.923
19	1	8.500	0.800	=	6.800
20	1	2.650	1.150	=	3.048
20A	1	2.850	1.500	=	4.275
21	1	1.200	5.400	=	6.480
22	1	3.400	1.500	=	5.100
23	1	0.950	4.250	=	4.038
24	1	1.500	2.700	=	4.050
25	1	1.300	2.500	=	3.250
26	1	2.300	2.650	=	6.095
27	1	1.800	3.050	=	5.490
28	2	1.200	2.400	=	5.760
29	4	0.150	1.200	=	0.720
30	1	3.000	3.400	=	10.200
31	1	10.326	2.500	=	25.815
32	1	4.101	2.600	=	10.663
33	1	0.550	2.055	=	1.119
34	1	4.651	0.650	=	3.023
35	1	2.851	3.150	=	8.981
36	1	5.775	6.400	=	36.960
37	1	1.849	7.150	=	13.220
38	1	2.800	7.250	=	20.300
39	1	1.466	0.150	=	0.220
40	1	0.115	0.600	=	0.069
41	1	2.800	1.500	=	4.200
42	1	1.250	5.850	=	7.313
43	1	2.875	6.350	=	18.256
44	1	1.626	2.550	=	4.146
45	1	2.300	5.000	=	11.500
46	1	3.000	3.401	=	10.203
47	1	1.750	2.750	=	4.813
48	1	0.500	1.100	=	0.550
49	1	2.900	3.250	=	9.425
50	1	1.800	3.050	=	5.490
51	1	0.480	0.652	=	0.313
52	1	1.320	0.950	=	1.254
53	1	5.700	3.900	=	22.230
54	2	1.250	2.800	=	7.000
55	1	25.351	3.300	=	83.658
56	4	3.575	0.850	=	12.155
57	2	4.575	1.450	=	13.268
58	2	0.550	1.015	=	1.117
59	1	1.950	1.535	=	2.993
60	1	3.200	3.400	=	10.880
61	1	2.200	2.150	=	4.730
62	1	1.950	0.900	=	1.755
63	2	2.150	2.000	=	8.600
64	1	1.300	4.050	=	5.265
65	1	0.600	0.350	=	0.210
66	1	1.400	0.500	=	0.700
66A	1	1.949	5.450	=	10.622
67	1	1.500	2.850	=	4.275
68	1	18.901	2.450	=	46.307
69	1	19.251	2.650	=	51.015
70	1	23.701	2.650	=	62.808
71	1	24.751	4.935	=	122.146
72	1	25.601	1.315	=	33.665
73	1	27.851	6.450	=	179.639
74	1	0.550	2.070	=	1.139
75	1	1.600	2.150	=	3.440
					0.090
SUBTOTAL : B				=	1198.603
NET BUILT UP AREA = (SUBTOTAL : A)- (SUBTOTAL :B)				=	513.952

BALCONY AREA STATEMENT

GROUND FLOOR

BALCONY TYPE	LENGTH (METER)	BREATH (METER)	TOTAL	NUMBER OF BALCONY	AREA IN SQM. ENCLOSED	AREA IN SQM. PART ENCLOSED
ENCL.- B1	3.050	1.000	3.050	5	15.250	0.000
ENCL.- B2	3.125	1.000	3.125	1	3.125	0.000
SUBTOTAL				**6**	**18.375**	**0.000**
TOTAL PROPOSED BALCONY AREA					**18.375**	
NET BUILT UP AREA OF FLOOR					**513.952**	
PERMISSIBLE BALCONY AREA = (NET BUILT UP AREA) X 15 %					**77.093**	
BALANCE BALCONY AREA,IF ANY					**513.952**	
EXCESS BALCONY AREA,IF ANY					**0.000**	

STAMP OF APPROVAL 3/8

This Amended Commencement Certificate is approved subject to the conditions mentioned in Amended Commencement Certificate bearing no. CIDCO/NAINA/Panvel/Vihighar/BP-00391/ACC/2022/0248 dated 22/Sept/2022.

ABHIJEET RAMESH PAWAR

Digitally signed by ABHIJEET RAMESH PAWAR
Date: 2022.09.22 18:18:31 +05'30'

CONTENT OF THE SHEET

GROUND FLOOR PLAN & AREA DIAGRAM & CALCULATION, ELEVATION , SECTION A-A, B-B OF (BUILDING - 01 & 02).

DESCRIPTION OF PROPOSAL & PROPERTY

PROPOSED BUILDING PERMISSION ON G.NO. 86/1,87 , AT- VIHIGHAR ,TALUKA -PANVEL, DIST. -RAIGAD.

DATE	07.06.2022
SCALE	1: 100 ,1:200,1: 500,1: 5000, N.T.S.
DRN BY	IMRAN
CHKD BY	SWAPNIL KALYANKAR

NAME OF THE OWNERS & SIGNATURE

M/s. Prayag Builders & Devlopers through MR. PRADEEP K. BHOPI

NAME & SIGNATURE OF ARCHITECT

AR. SWAPNIL KALYANKAR
REGD. NO. CA / 2010 / 47487
(Signature of Architect.)

SWAPNIL KALYANKAR ARCHITECTS

SWAPNIL KALYANKAR ARCHITECTS
Swapnil Kalyankar | +91 - 99875 96001
OFFICE - A - 101, MEEL EMERALD, OPP.TAHSILDAR OFFICE ,PANVEL 410206.
EMAIL - skaplanners@gmail.com

LIGHT & VENTILATION STATEMENT					
ROOM	CARPET	1/6 REQD.	TYPE	AREA IN	SILL LVL.
LIVING-1	12.100	2.02	DW1 /W1	4.41 / 2.52	0.175/1.075
LIVING-2	11.790	1.97	DW1 /W1	4.41 / 2.52	0.175/1.075
LIVING-3	10.860	1.81	DW1 /W1	4.41 / 2.52	0.175/1.075
LIVING-4	11.660	1.94	DW1 /W1	4.41 / 2.52	0.175/1.075
BED-1	6.75	1.13	DW2/W2	3.78 / 2.16	0.175/1.075
BED-2	8.55	1.43	DW2/W2	3.78 / 2.16	0.175/1.075
BED-2	6.60	1.10	DW2/W2	3.78 / 2.16	0.175/1.075
BED-3	7.20	1.20	DW2/W2	3.78 / 2.16	0.175/1.075
KITCHEN-1	5.72	0.95	DW3/W3	2.52 / 2.16	0.175/1.075
KITCHEN-2	4.89	0.82	DW3/W3	2.52 / 2.16	0.175/1.075
KITCHEN-3	4.50	0.75	DW3/W3	2.52 / 2.16	0.175/1.075
BATH -1	1.62	0.27	V	0.45	1.525
BATH-2	1.62	0.27	V	0.45	1.525
W.C.	1.08	0.18	V	0.45	1.525

SCHEDULE OF DOORS & WINDOWS						
TYPE	SIZE IN MM			AREA IN SQM.	DISCREPTION	SILL LVL.
FRD	1.2	X	2.1	2.52	FIRE RESISTANT DOOR	
D1	1	X	2.1	2.1	T.W. PANEL DOOR	
D2	0.9	X	2.1	1.89	T.W. PANEL DOOR	
D3	0.75	X	2.1	1.575	T.W. PANEL DOOR	
DW1	2.1	X	2.1	4.41	AL. SLIDING FRENCH WINDOW	0.175
DW2	1.8	X	2.1	3.78	AL. SLIDING FRENCH WINDOW	0.175
DW3	1.5	X	2.1	3.15	AL. SLIDING FRENCH WINDOW	0.175
W1	1.2	X	2.1	2.52	AL. SLIDING WINDOW	1.075
W2	1.8	X	1.2	2.16	AL. SLIDING WINDOW	1.075
W3	1.5	X	1.2	1.8	AL. SLIDING WINDOW	1.075
W4	1.2	X	1.2	1.44	AL. SLIDING WINDOW	1.075

TERRACE AREA STATEMENT BUILDING - 1					
		TYPICAL 2ND & 4TH FLOOR			
TERRACE TYPE	LENGTH (METER)	BREATH (METER)	TOTAL	NUMBER OF TERRACE	AREA IN SQM.
TERRACE - 1	2.500	0.350	0.875	2	1.750
	2.700	1.500	4.050		8.100
TERRACE - 2	2.700	2.350	6.345	8	50.760
TERRACE - 3	2.850	1.500	4.275	8	34.200
TERRACE - 4	2.650	0.350	0.928	1	0.928
	2.850	1.000	2.850		2.850
	2.700	0.500	1.350		1.350
TERRACE - 5	2.850	1.500	4.275	1	4.275
	2.650	0.350	0.928		0.928
TERRACE - 6	2.775	1.500	4.163	3	12.488
	2.575	0.350	0.901		2.704
TERRACE - 7	3.475	1.500	5.213	1	5.213
	3.275	0.350	1.146		1.146
	2.700	1.250	3.375		3.375
TERRACE - 8	2.620	0.250	0.655	1	0.655
	2.420	0.350	0.847		0.847
TERRACE - 9	2.700	0.650	1.755	1	1.755
	2.850	0.660	1.710		1.710
	2.770	0.600	1.662		1.662
SUBTOTAL				26	136.694
TOTAL PROPOSED TERRACE AREA					136.694
NET BUILT UP AREA OF FLOOR					889/948
PERMISSIBLE TERRACE AREA = (NET BUILT UP AREA) X 20 %					177/990
BALANCE TERRACE AREAIF ANY					41.296
EXCESS TERRACE AREAIF ANY					0.000

BUILDING - 1 (FREE SALE)					
TYPICAL 1ST TO 4TH FLOOR BUILT UP AREA CALCULATION					
Block Description	Number of blocks	Length (meter)	Breath (meter)		Area (sqm.)
1	1	43.301	41.350	=	1790.496
SUBTOTAL : A				=	1790.496
DEDUCTION					
1	1	2.100	4.250	=	8.925
2	1	6.650	1.500	=	9.975
2A	1	6.850	1.500	=	10.275
3	1	3.650	2.850	=	10.403
4	1	2.350	1.200	=	2.820
5	1	3.000	2.850	=	8.550
6	1	5.950	2.500	=	14.875
7	4	0.150	1.200	=	0.720
8	2	2.150	2.000	=	8.600
9	2	1.800	3.050	=	10.980
10	2	2.150	2.150	=	9.245
11	4	2.350	2.700	=	25.380
12	4	1.500	2.850	=	17.100
13	4	1.000	1.450	=	5.800
14	2	7.000	3.150	=	44.100
15	2	1.600	2.150	=	6.880
16	2	0.550	2.070	=	2.277
17	2	1.800	3.050	=	10.980
18	2	1.200	2.400	=	5.760
19	1	6.900	2.500	=	17.250
20	1	1.650	3.400	=	5.610
21	1	4.400	0.800	=	3.520
22	1	6.250	1.500	=	9.375
23	1	5.850	1.150	=	6.728
24	1	8.500	0.800	=	6.800
25	1	5.550	1.500	=	8.325
26	1	5.150	1.150	=	5.923
27	1	8.500	0.800	=	6.800
28	1	2.650	1.150	=	3.048
29	1	2.850	1.500	=	4.275
30	1	1.200	5.400	=	6.480
31	1	3.400	1.500	=	5.100
32	1	0.950	4.250	=	4.038
33	2	1.500	2.700	=	8.100
34	1	1.300	2.500	=	3.250
35	1	2.300	2.650	=	6.095
36	1	2.250	2.650	=	5.963
37	1	2.450	2.500	=	6.125
38	1	1.500	2.850	=	4.275
39	1	2.450	2.500	=	6.125
40	1	1.500	2.700	=	4.050
41	1	2.250	2.650	=	5.963
42	1	15.951	4.250	=	67.792
43	1	14.201	2.650	=	37.633
44	1	18.651	2.500	=	46.628
45	1	12.701	2.500	=	31.753
46	1	17.401	2.700	=	46.983
47	1	15.701	2.850	=	44.748
48	1	12.701	6.450	=	81.921
49	1	15.701	2.850	=	44.748
50	1	7.625	2.700	=	20.588
51	1	5.275	2.500	=	13.188
52	1	10.325	2.500	=	25.813
53	1	3.000	3.400	=	10.200
54	1	1.850	0.750	=	1.388
55	1	2.650	1.500	=	3.975
56	1	1.466	0.150	=	0.220
57	1	2.800	6.050	=	16.940
58	1	3.925	7.700	=	30.223
59	1	3.000	5.900	=	17.700
60	1	0.700	2.500	=	1.750
61	1	3.050	2.700	=	8.235
62	1	0.075	2.700	=	0.203
SUBTOTAL : B				=	909.484
NET BUILT UP AREA = {SUBTOTAL : A} - {SUBTOTAL :B}				=	881.013

BALCONY AREA STATEMENT BUILDING - 1							
TYPICAL 1ST TO 4TH FLOOR							
BALCONY TYPE	LENGTH (METER)	BREATH (METER)	TOTAL	NUMBER OF BALCONY	AREA IN SQM.		
					OPEN	ENCLOSED	PART. ENCLOSED
OPEN- B1	2.225	1.500	3.338	4	13.350	0.000	0.000
OPEN- B2	2.500	1.500	3.750	6	22.500	0.000	0.000
OPEN- B3	3.225	1.500	4.838	4	19.350	0.000	0.000
OPEN- B4	2.300	1.500	3.450	1	3.450	0.000	0.000
PART. ENCL. - B7	3.050	2.000	6.100	8	0.000	0.000	48.800
PART. ENCL. - B8	3.125	2.000	6.250	1	0.000	0.000	6.250
SUBTOTAL				24	58.650	0.000	55.050
TOTAL PROPOSED BALCONY AREA					113.700		
NET BUILT UP AREA OF FLOOR					881.013		
PERMISSIBLE BALCONY AREA = (NET BUILT UP AREA) X 15 %					132.152		
BALANCE BALCONY AREAJF ANY					18.452		
EXCESS BALCONY AREAJF ANY					0.000		

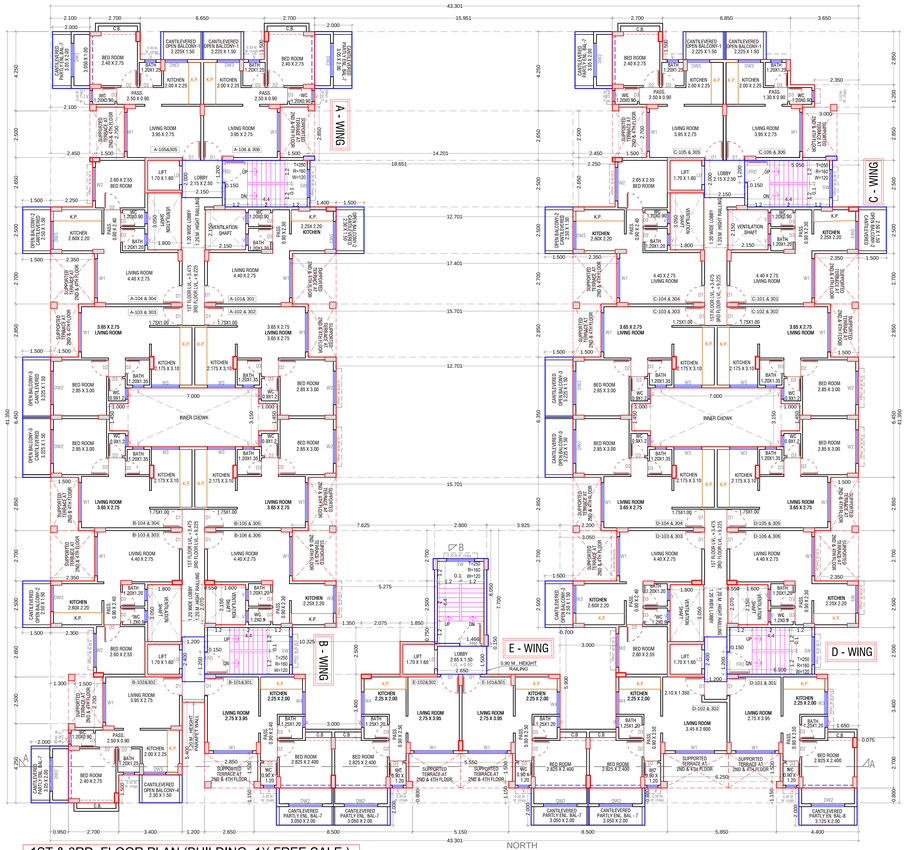

1ST & 3RD FLOOR PLAN (BUILDING- 1)(FREE SALE)

SCALE - 1:100

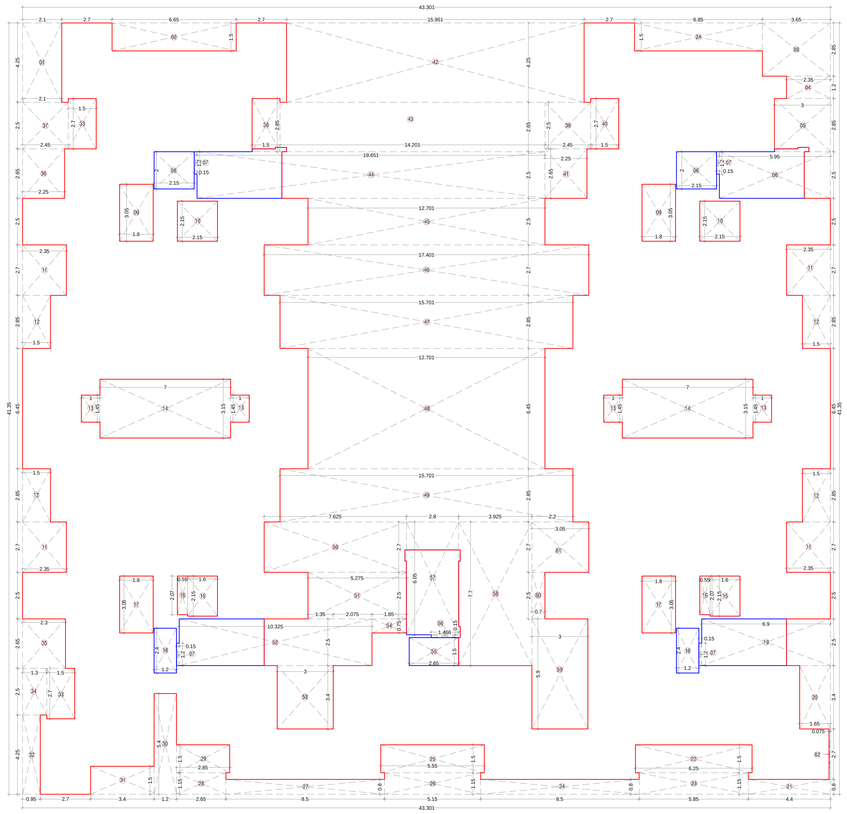

1ST TO 4TH FLOOR BUILT UP AREA CALCULATION (BUILDING - 1)(FREE SALE)

SCALE - 1:100

STAMP OF APPROVAL

4/8

This Amended Commencement Certificate is approved subject to the conditions mentioned in Amended Commencement Certificate bearing no. CIDCO/NAINA/Panvel/Vihighar/BP-00391/ACC/2022/0248 dated 22/Sept/2022.

ABHIJEET RAMESH PAWAR

Digitally signed by ABHIJEET RAMESH PAWAR
Date: 2022.09.22 18:18:52 +05'30'

CONTENT OF THE SHEET

1ST & 3RD FLOOR PLAN ,1ST TO 4TH FLOOR AREA DIAGRAM & CALCULATION, DOOR & WINDOWS SCHEDULE, LIGHT & VENTILATION STATEMENT

DESCRIPTION OF PROPOSAL & PROPERTY

PROPOSED BUILDING PERMISSION ON G.NO. 86/1,87 , AT- VIHIGHAR ,TALUKA -PANVEL, DIST. -RAIGAD.

DATE	07.06.2022
SCALE	1: 100 ,1:200,1: 500,1: 5000, N.T.S.
DRN BY	IMRAN
CHKD BY	SWAPNIL KALYANKAR

NAME OF THE OWNERS & SIGNATURE

M/s. Prayag Builders & Devlopers through MR. PRADEEP K. BHOPI

NAME & SIGNATURE OF ARCHITECT

AR. SWAPNIL KALYANKAR
REGD. NO. CA / 2010 / 47497
(Signature of Architect.)

SWAPNIL KALYANKAR ARCHITECTS
Swapnil Kalyankar | +91- 99875 96001
OFFICE : A - 101, NEEL EMERALD, OPP. CHHIBLDAR OFFICE , PANVEL 410206.
EMAIL : skaplanner@gmail.com

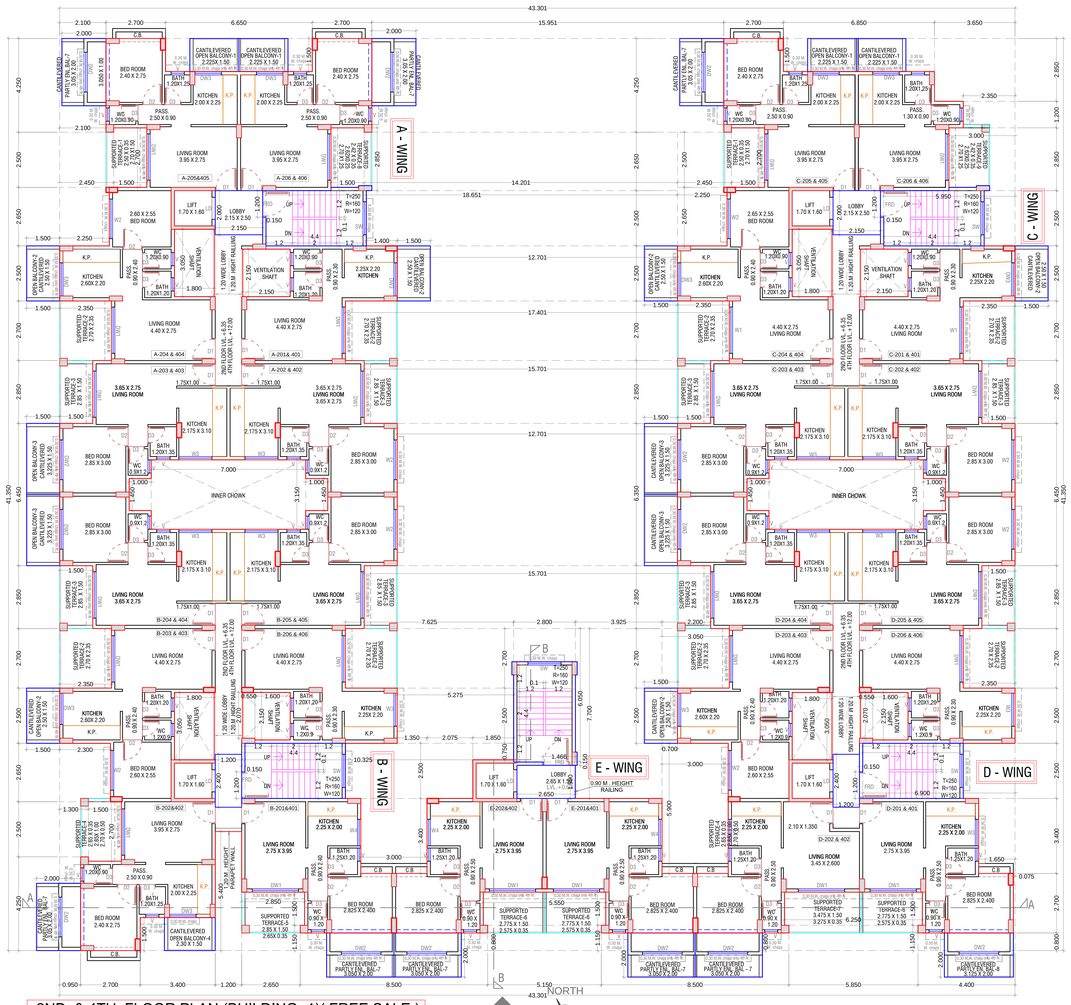

2ND & 4TH FLOOR PLAN (BUILDING- 1)(FREE SALE)

SCALE - 1:100

ELEVATION

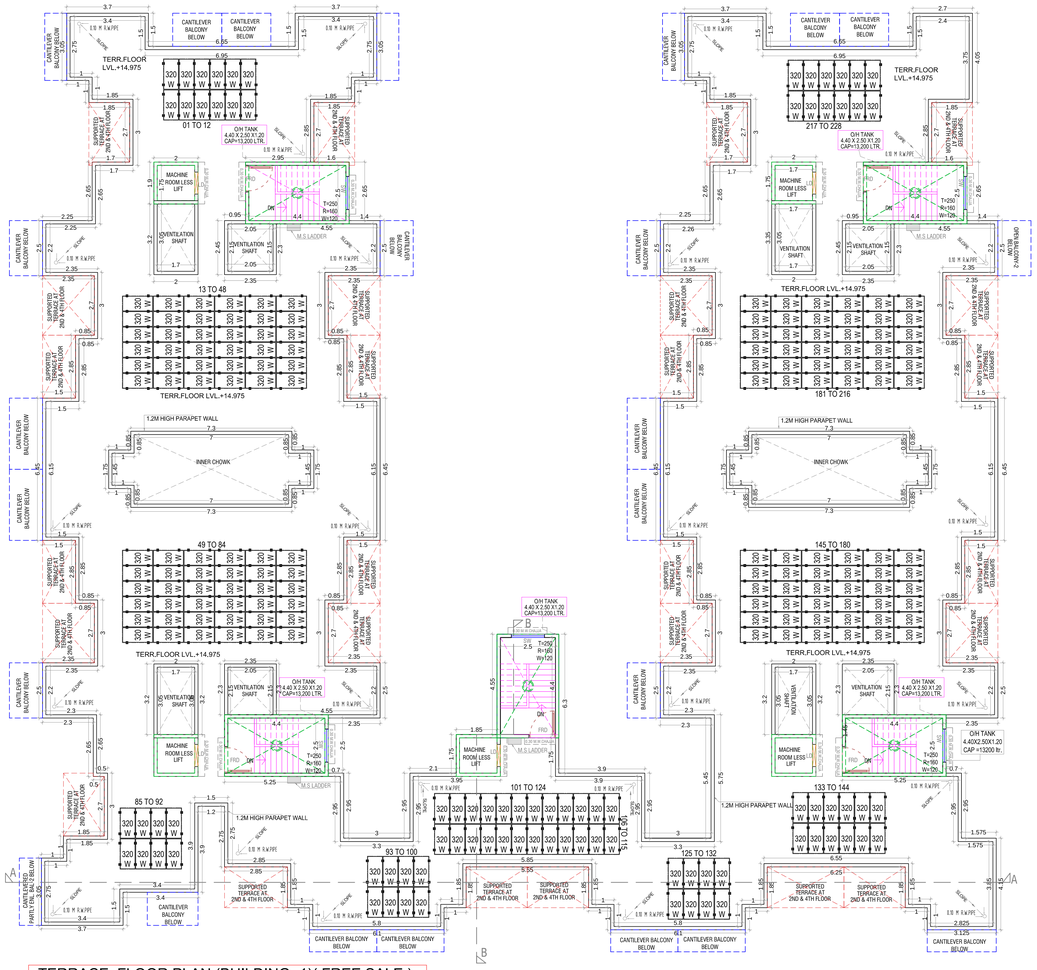

TERRACE FLOOR PLAN (BUILDING- 1)(FREE SALE)

SCALE - 1:100

ELEVATION

STAMP OF APPROVAL 5/8

This Amended Commencement Certificate is approved subject to the conditions mentioned in Amended Commencement Certificate bearing no. CIDCO/NAINA/Panvel/Vihighar/BP-00391/ACC/2022/0248 dated 22/Sept/2022.

ABHIJEET RAMESH PAWAR

Digitally signed by ABHIJEET RAMESH PAWAR
Date: 2022.09.22 18:19:14 +05'30'

CONTENT OF THE SHEET

2ND & 4TH FLOOR PLAN , TERRACE FLOOR PLAN
(BUILDING 1&2)(WING - A,B,C,D & E)

DESCRIPTION OF PROPOSAL & PROPERTY

PROPOSED BUILDING PERMISSION ON
G.NO. 86/1,87 , AT- VIHIGHAR ,TALUKA -PANVEL, DIST. -RAIGAD.

DATE	07.06.2022
SCALE	1: 100 ,1:200,1: 500,1: 5000, N.T.S.
DRN BY	IMRAN
CHKD BY	SWAPNIL KALYANKAR

NAME OF THE OWNERS & SIGNATURE

M/s. Prayag Builders & Devlopers through
MR. PRADEEP K. BHOPI

NAME & SIGNATURE OF ARCHITECT

SWAPNIL KALYANKAR NAVI MUMBAI ARCHITECTS

AR. SWAPNIL KALYANKAR
REGD. NO. CA / 2010 / 47481
(Signature of Architect.)

SKA
SWAPNIL KALYANKAR ARCHITECTS
Swapnil Kalyankar | +91 - 99875 96001
OFFICE : A - 101, NEEL EMERALD, OPP.TAHSILDAR OFFICE, PANVEL 410206.
EMAIL : skaplanners@gmail.com

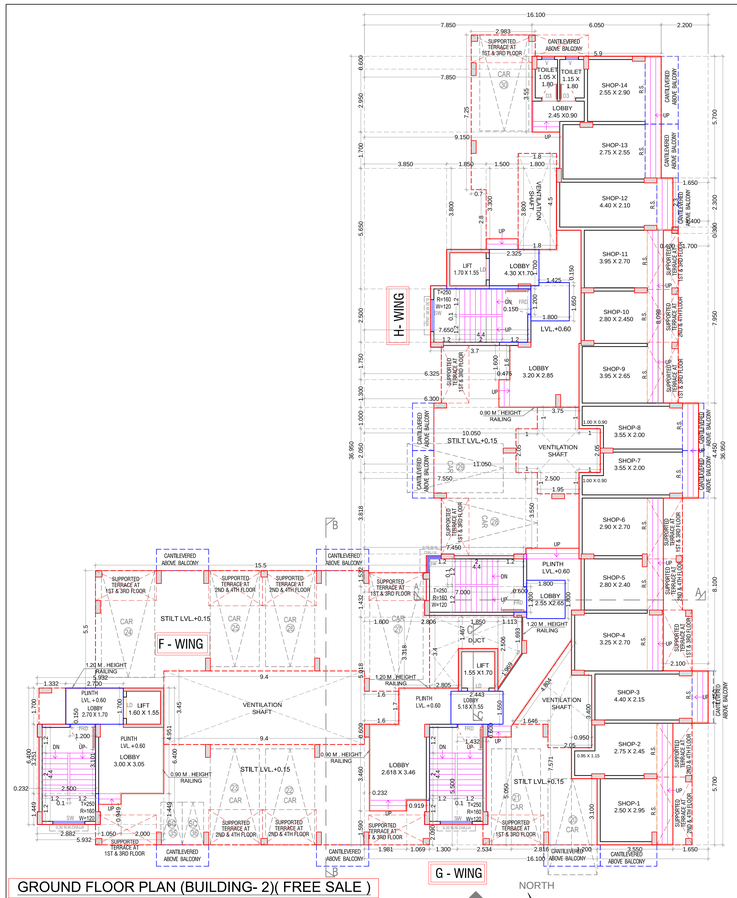

GROUND FLOOR PLAN (BUILDING- 2)(FREE SALE)
SCALE - 1:100

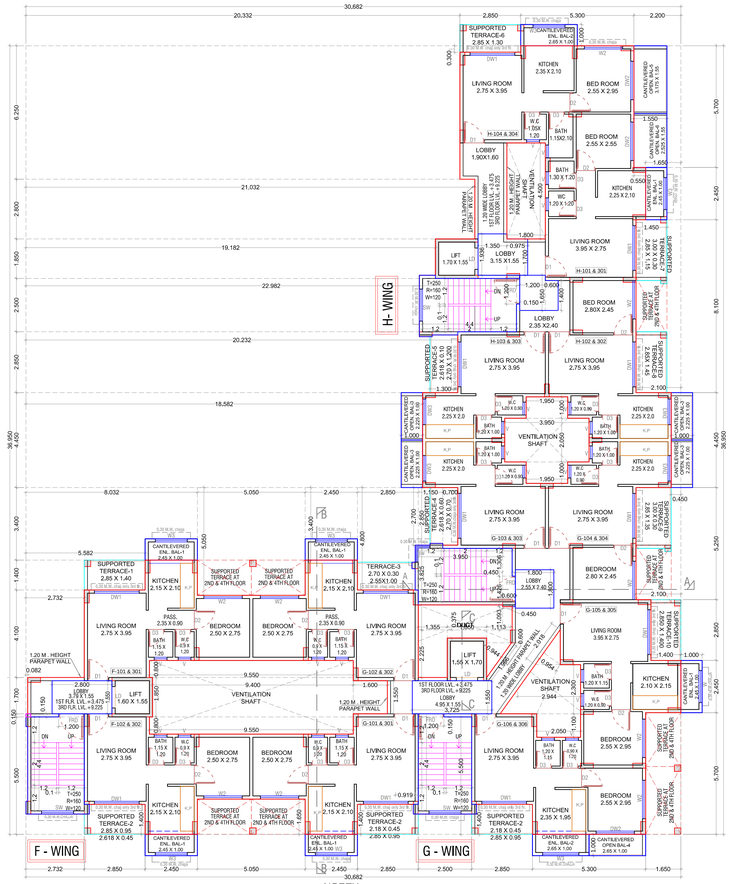

1ST & 3RD FLOOR PLAN (BUILDING- 2)(FREE SALE)
SCALE - 1:100

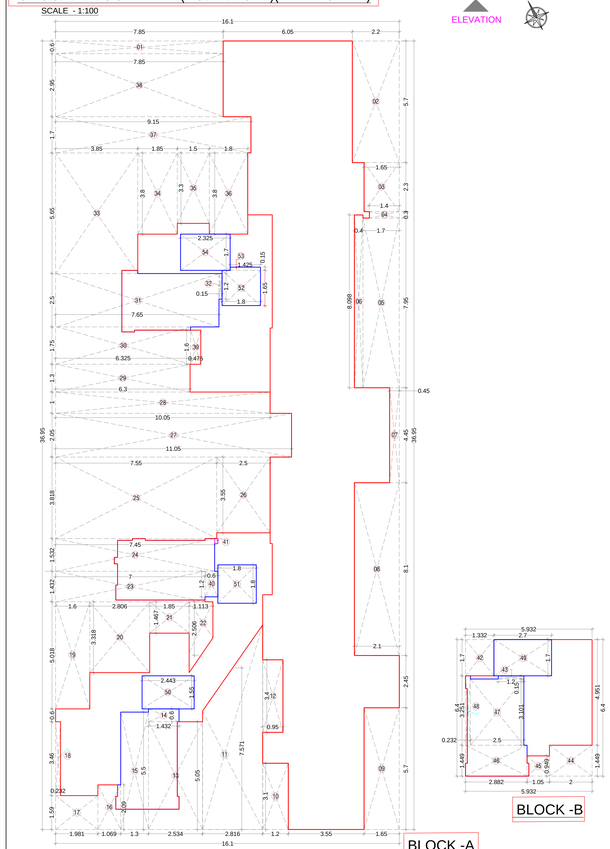

GROUND FLOOR BUILT UP AREA CALCULATION (BUILDING - 2) (FREE SALE)
SCALE - 1:100

BUILDING-2 (FREE SALE)

GROUND FLOOR BUILT UP AREA CALCULATION

Block Description	Number of blocks	Length (meter)	Breath (meter)		Area (sqm.)
A	1	16.100	36.950	=	594.895
B	1	5.932	6.400	=	37.965
SUBTOTAL : A				=	632.860
DEDUCTION					
1	1	7.850	0.600	=	4.710
2	1	2.200	5.700	=	12.540
3	1	1.650	2.300	=	3.795
4	1	1.400	0.300	=	0.420
5	1	1.700	7.950	=	13.515
6	1	0.400	8.098	=	3.239
7	1	0.450	4.450	=	2.003
8	1	2.100	8.100	=	17.010
9	1	1.650	5.700	=	9.405
10	1	1.200	3.100	=	3.720
11	1	2.816	7.571	=	21.320
12	1	0.950	3.400	=	3.230
13	1	2.534	5.050	=	12.797
14	1	1.432	0.600	=	0.859
15	1	1.300	5.500	=	7.150
16	1	1.069	2.090	=	2.234
17	1	1.981	1.590	=	3.150
18	1	0.232	3.460	=	0.803
19	1	1.600	5.018	=	8.029
20	1	2.805	3.318	=	9.307
21	1	1.850	1.467	=	2.714
22	1	1.113	2.506	=	2.789
23	1	7.000	1.432	=	10.024
24	1	7.450	1.532	=	11.413
25	1	7.550	3.818	=	28.826
26	1	2.500	3.550	=	8.875
27	1	11.050	2.050	=	22.653
28	1	10.050	1.000	=	10.050
29	1	6.300	1.300	=	8.190
30	1	6.325	1.750	=	11.069
31	1	7.650	2.500	=	19.125
32	1	0.150	1.200	=	0.180
33	1	3.850	5.650	=	21.753
34	1	1.850	3.800	=	7.030
35	1	1.500	3.300	=	4.950
36	1	1.800	3.800	=	6.840
37	1	9.150	1.700	=	15.555
38	1	7.850	2.950	=	23.158
39	1	0.475	1.600	=	0.760
40	1	0.600	1.200	=	0.720
41	1	AS PER PLY LINE		=	0.035
42	1	1.332	1.700	=	2.264
43	1	1.200	0.150	=	0.180
44	1	2.000	1.449	=	2.898
45	1	1.050	0.949	=	0.996
46	1	2.882	1.449	=	4.176
47	1	2.500	3.101	=	7.753
48	1	0.232	3.251	=	0.754
49	1	2.700	1.700	=	4.590
50	1	2.443	1.550	=	3.787
51	1	1.800	1.800	=	3.240
52	1	1.800	1.650	=	2.970
53	1	1.425	0.150	=	0.214
54	1	2.325	1.700	=	3.953
SUBTOTAL : B				=	393.717
NET BUILT UP AREA = (SUBTOTAL :A) - (SUBTOTAL :B)				=	239.143

LIGHT & VENTILATION STATEMENT

ROOM	CARPET AREA	1/6 REQD.	TYPE	AREA IN SQM. PROV.	SILL LVL.
LIVING-1	10.863	1.81	DW1 /W1	4.41 / 2.52	0.175/1.075
BED-1	6.88	1.15	DW2/W2	3.78 / 2.16	0.175/1.075
BED-2	7.52	1.25	DW2/W2	3.78 / 2.16	0.175/1.075
BED-3	6.86	1.14	DW2/W2	3.78 / 2.16	0.175/1.075
KITCHEN-1	4.52	0.75	DW3/W3	3.15 / 1.80	0.175/1.075
KITCHEN-2	4.50	0.75	DW3/W3	3.15 / 1.81	0.175/1.075
BATH -1	1.38	0.23	V	0.45	1.525
BATH-2	1.2	0.20	V	0.45	1.525
W.C.	1.08	0.18	V	0.45	1.525

SCHEDULE OF DOORS & WINDOWS

TYPE	SIZE IN MM			AREA IN SQM.	DISCREPTION	SILL LVL.
FRD	1.2	X	2.1	2.52	FIRE RESISTANT DOOR	
D1	1	X	2.1	2.1	T.W. PANEL DOOR	
D2	0.9	X	2.1	1.89	T.W. PANEL DOOR	
D3	0.75	X	2.1	1.575	T.W. PANEL DOOR	
DW1	2.1	X	2.1	4.41	AL. SLIDING FRENCH WINDOW	0.175
DW2	1.8	X	2.1	3.78	AL. SLIDING FRENCH WINDOW	0.175
DW3	1.5	X	2.1	3.15	AL. SLIDING FRENCH WINDOW	0.175
W1	1.2	X	2.1	2.52	AL. SLIDING WINDOW	1.075
W2	1.8	X	1.2	2.16	AL. SLIDING WINDOW	1.075
W3	1.5	X	1.2	1.8	AL. SLIDING WINDOW	1.075
W4	1.2	X	1.2	1.44	AL. SLIDING WINDOW	1.075

STAMP OF APPROVAL 6/8

This Amended Commencement Certificate is approved subject to the conditions mentioned in Amended Commencement Certificate bearing no. CIDCO/NAINA/Panvel/Vihighar/BP-00391/ACC/2022/0248 dated 22/Sept/2022.

ABHIJEET RAMESH PAWAR

Digitally signed by ABHIJEET RAMESH PAWAR
Date: 2022.09.22 18:19:33 +05'30'

CONTENT OF THE SHEET

GROUND FLOOR PLAN & BUILT UP AREA DIG & CALCULATION, 1ST & 3RD FLOOR PLAN (BUILDING 1&2)(WING - F,G & H)

DESCRIPTION OF PROPOSAL & PROPERTY

PROPOSED BUILDING PERMISSION ON G.NO. 86/1,87 , AT- VIHIGHAR ,TALUKA -PANVEL, DIST. -RAIGAD.

DATE	07.06.2022
SCALE	1: 100 ,1:200,1: 500,1: 5000, N.T.S.
DRN BY	IMRAN
CHKD BY	SWAPNIL KALYANKAR

NAME OF THE OWNERS & SIGNATURE

M/s. Prayag Builders & Devlopers through
MR. PRADEEP K. BHOPI

NAME & SIGNATURE OF ARCHITECT

AR. SWAPNIL KALYANKAR
REGD. NO. CA / 2010 / 47483
(Signature of Architect.)

SWAPNIL KALYANKAR ARCHITECTS
Swapnil Kalyankar | +91 - 99875 96501
OFFICE : A - 101, NEEL EMERALD, OPP.TAHSILDAR OFFICE PANVEL 410206.
EMAIL : skaplanners@gmail.com

TERRACE AREA STATEMENT					
TYPICAL 2ND & 4TH FLOOR					
TERRACE TYPE	LENGTH (METER)	BREATH (METER)	TOTAL	NUMBER OF TERRACE	AREA IN SQM.
TERRACE - 11	2.525	1.650	4.166	4	16.665
TERRACE - 14	2.700	1.150	3.105	1	3.105
	2.850	0.300	0.855		0.855
TERRACE - 15	2.700	0.950	2.565	1	2.565
	2.550	0.700	1.785		1.785
TERRACE - 16	2.525	1.650	4.166	1	4.166
TERRACE - 17	3.175	1.650	5.239	1	5.239
SUBTOTAL				8	34.380
TOTAL PROPOSED TERRACE AREA					34.380
NET BUILT UP AREA OF FLOOR					396.731
PERMISSIBLE TERRACE AREA = (NET BUILT UP AREA) X 20 %					79.346
BALANCE TERRACE AREA,IF ANY					44.966
EXCESS TERRACE AREA,IF ANY					0.000

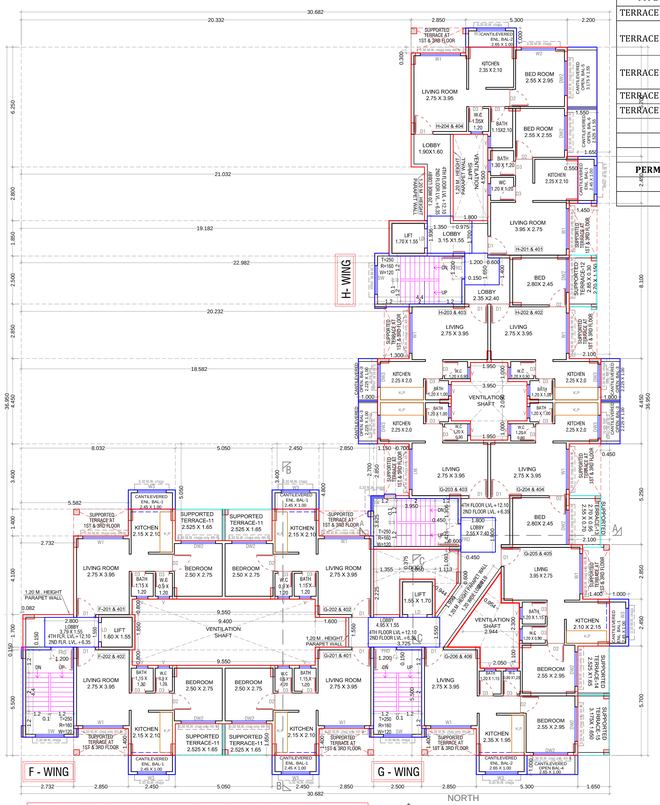

2ND & 4TH FLOOR PLAN (BUILDING- 2) (FREE SALE)

SCALE - 1:100

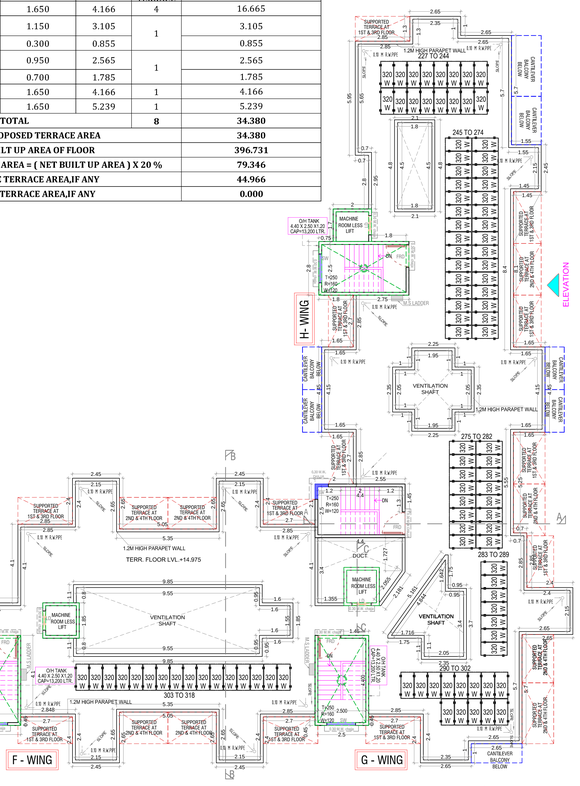

TERRACE FLOOR PLAN (BUILDING- 2)(FREE SALE)

SCALE - 1:100

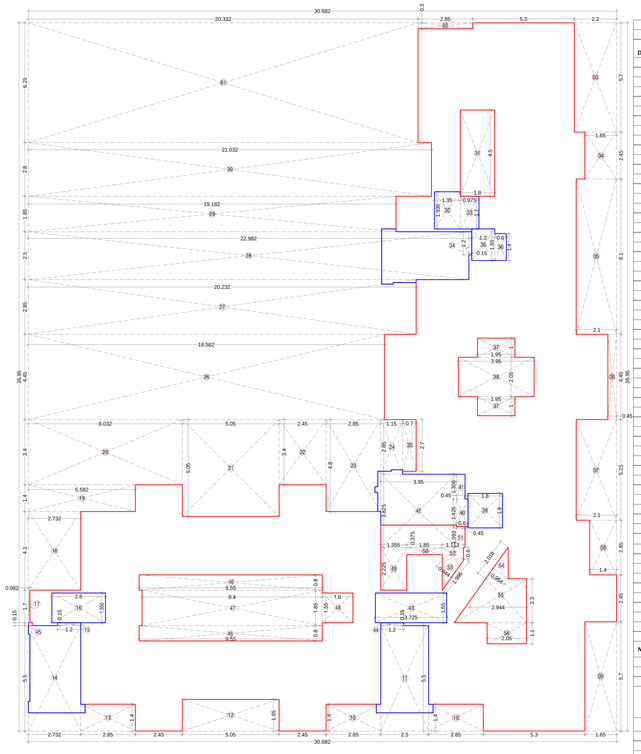

TYPICAL 1ST TO 4TH FLOOR BUILT UP AREA CALCULATION (BUILDING - 2) (FREE SALE)

SCALE - 1:100

BUILDING- 2 (FREE SALE)					
TYPICAL 1ST TO 4TH FLOOR BUILT UP AREA CALCULATION					
Block Description	Number of blocks	Length (meter)	Breath (meter)		Area (sqm.)
1	1	20.682	36.950	=	1133.700
SUBTOTAL - A				=	1133.700
DEDUCTION					
1	1	20.332	6.250	=	127.075
2	1	2.850	0.300	=	0.855
3	1	2.200	5.700	=	12.540
4	1	1.650	2.450	=	4.043
5	1	2.100	8.100	=	17.010
6	1	0.450	4.450	=	2.003
7	1	2.100	5.250	=	11.025
8	1	1.400	2.850	=	3.990
9	1	1.650	5.700	=	9.405
10	2	2.850	1.400	=	7.980
11	1	5.500	2.500	=	13.750
12	1	5.050	1.650	=	8.333
13	1	2.850	1.400	=	3.990
14	1	2.732	5.500	=	15.026
15	1	1.200	0.150	=	0.180
16	1	2.800	1.550	=	4.340
17	1	0.082	1.700	=	0.139
18	1	2.732	4.100	=	11.201
19	1	5.582	1.400	=	7.815
20	1	8.032	3.400	=	27.309
21	1	5.050	5.050	=	25.503
22	1	2.450	3.400	=	8.330
23	1	2.850	4.800	=	13.680
24	1	1.150	2.850	=	3.278
25	1	0.700	2.700	=	1.890
26	1	18.582	4.450	=	82.690
27	1	20.232	2.850	=	57.661
28	1	22.982	2.500	=	57.455
29	1	19.182	1.850	=	35.487
30	1	21.032	2.800	=	58.890
31	1	1.800	4.500	=	8.100
32	1	1.350	1.936	=	2.614
33	1	0.975	1.700	=	1.658
34	1	0.150	1.200	=	0.180
35	1	1.200	1.650	=	1.980
36	1	0.600	1.400	=	0.840
37	2	1.950	1.000	=	3.900
38	1	3.950	2.050	=	8.098
39	1	1.800	1.800	=	3.240
40	1	0.600	1.426	=	0.856
41	1	0.450	1.306	=	0.588
42	1	3.950	3.825	=	15.109
43	1	3.725	1.550	=	5.774
44	1	1.200	0.150	=	0.180
45	1	AS PER PLY LINE		=	0.035
46	2	9.550	0.800	=	15.280
47	1	9.400	1.850	=	17.390
48	1	1.600	1.550	=	2.480
49	1	1.355	2.225	=	3.015
50	1	1.850	0.375	=	0.694
51	1	0.450	1.093	=	0.492
52	1	1.113	0.600	=	0.668
53	1	1.996	0.944	x0.5=	0.942
54	1	2.018	0.954	x0.5=	0.963
55	1	2.944	2.300	=	6.771
56	1	2.050	1.100	=	2.255
SUBTOTAL : B				=	736.969
NET BUILT UP AREA = (SUBTOTAL : C) - (SUBTOTAL :D)				=	396.731

BALCONY AREA STATEMENT BUILDING- 2							
TYPICAL 1ST TO 4TH FLOOR							
BALCONY TYPE	LENGTH (METER)	BREATH (METER)	TOTAL	NUMBER OF BALCONY	AREA IN SQM.		
					OPEN	ENCLOSED	PART-ENCLOSED
ENCL- B1	2.450	1.000	2.450	6	0.000	14.700	0.000
ENCL- B2	2.650	1.000	2.650	2	0.000	5.300	0.000
OPEN - B3	2.225	1.000	2.225	4	8.900	0.000	0.000
OPEN - B4	2.650	1.000	2.650	1	2.650	0.000	0.000
OPEN - B5	3.175	1.550	4.921	1	4.921	0.000	0.000
OPEN - B6	2.525	1.550	3.914	1	3.914	0.000	0.000
SUBTOTAL				15	20.385	20.000	0.000
TOTAL PROPOSED BALCONY AREA					40.385		
NET BUILT UP AREA OF FLOOR					396.731		
PERMISSIBLE BALCONY AREA = (NET BUILT UP AREA) X 15 %					59.510		
BALANCE BALCONY AREA,IF ANY					19.125		
EXCESS BALCONY AREA,IF ANY					0.000		

TERRACE AREA STATEMENT					
TYPICAL 1ST & 3RD FLOOR					
TERRACE TYPE	LENGTH (METER)	BREATH (METER)	TOTAL	NUMBER OF TERRACE	AREA IN SQM.
TERRACE - 1	2.850	1.400	3.990	1	3.990
TERRACE - 2	2.850	0.950	2.708	3	8.123
	2.618	0.450	1.178		3.534
TERRACE - 3	2.700	1.000	2.700	1	2.700
	2.550	0.300	0.765		0.765
TERRACE - 4	2.618	0.600	1.571	1	1.571
	2.700	0.700	1.890		1.890
TERRACE - 5	2.618	0.100	0.262	1	0.262
	2.700	1.200	3.240		3.240
TERRACE - 6	2.850	1.300	3.705	1	3.705
TERRACE - 7	3.000	0.300	0.900	1	0.900
	2.850	1.150	3.278		3.278
TERRACE - 8	2.850	1.450	4.133	1	4.133
TERRACE - 9	3.000	0.300	0.900	1	0.900
	2.850	1.350	3.848		3.848
TERRACE - 10	2.850	1.400	3.990	1	3.990
SUBTOTAL				12	46.827
TOTAL PROPOSED TERRACE AREA					46.827
NET BUILT UP AREA OF FLOOR					396.731
PERMISSIBLE TERRACE AREA = (NET BUILT UP AREA) X 20 %					79.346
BALANCE TERRACE AREA,IF ANY					32.519
EXCESS TERRACE AREA,IF ANY					0.000

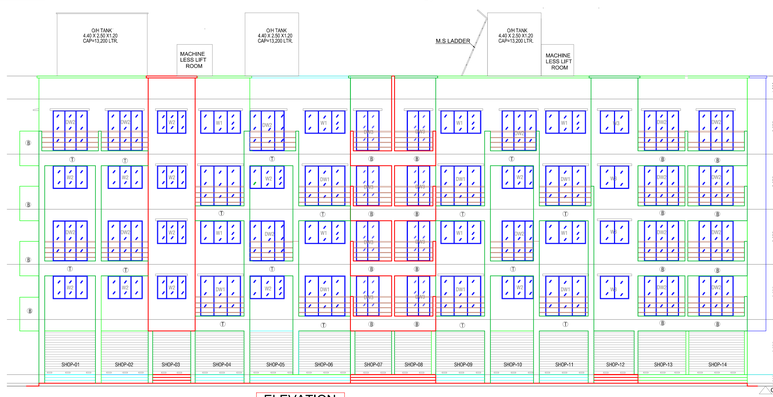

ELEVATION

SCALE - 1:100

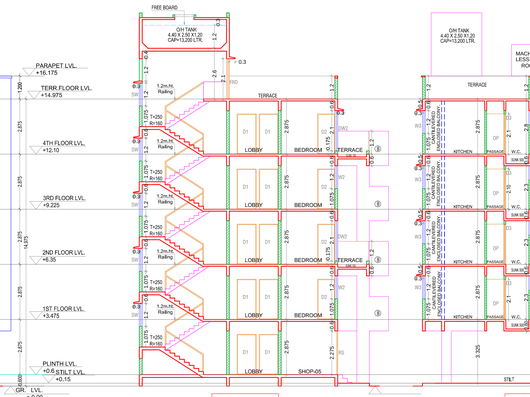

SECTION-AA

SCALE 1:100

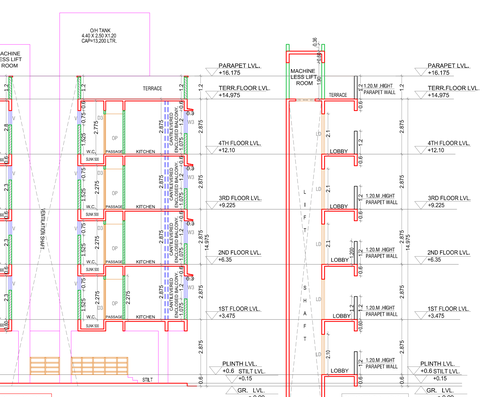

SECTION-BB

SCALE 1:100

SECTION-CC

SCALE 1:100

STAMP OF APPROVAL 7/8

This Amended Commencement Certificate is approved subject to the conditions mentioned in Amended Commencement Certificate bearing no. CIDCO/NAINA/Panvel/Vihighar/BP-00391/ACC/2022/0248 dated 22/Sept/2022.

ABHIJEET RAMESH PAWAR

Digitally signed by ABHIJEET RAMESH PAWAR
Date: 2022.09.22 18:19:53 +05'30'

CONTENT OF THE SHEET

2ND & 4TH FLOOR PLAN & B.U.A. DIG. & CALCULATION.
TERRACE FLOOR PLAN, FRONT ELEVATION , SECTION C-C & D-D (BUILDING 1&2)(WING - F,G & H)

DESCRIPTION OF PROPOSAL & PROPERTY

PROPOSED BUILDING PERMISSION ON G.NO. 86/1,87 , AT- VIHIGHAR ,TALUKA -PANVEL, DIST. -RAIGAD.

DATE	07.06.2022
SCALE	1: 100 ,1:200,1: 500,1: 5000, N.T.S.
DRN BY	IMRAN
CHKD BY	SWAPNIL KALYANKAR

NAME OF THE OWNERS & SIGNATURE

M/s. Prayag Builders & Devlopers through MR. PRADEEP K. BHOPI

NAME & SIGNATURE OF ARCHITECT

AR. SWAPNIL KALYANKAR
REGD. NO. CA / 2010 / 47495
(Signature of Architect.)

SWAPNIL KALYANKAR NAVI MUMBAI ARCHITECT

SKA
SWAPNIL KALYANKAR ARCHITECTS
Swapnil Kalyankar | +91 - 99875 86821
OFFICE : A - 101, NEEL EMERALD, OPP.TAHSILDAR OFFICE PANVEL-410206.
EMAIL : skaplanners@gmail.com

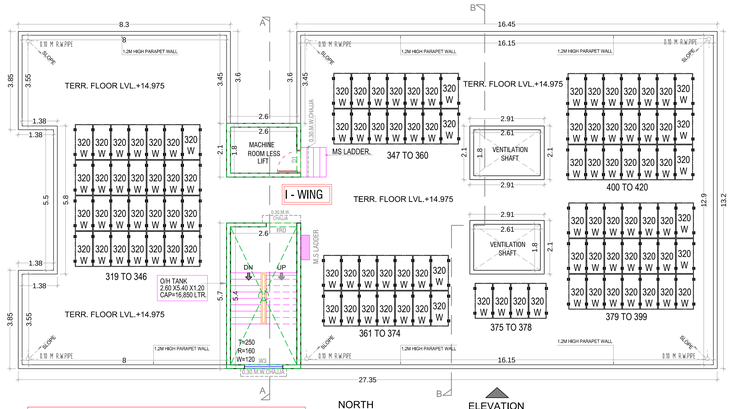

TERRACE FLOOR PLAN (EWS)

SCALE - 1:100

I - WING

NORTH

ELEVATION

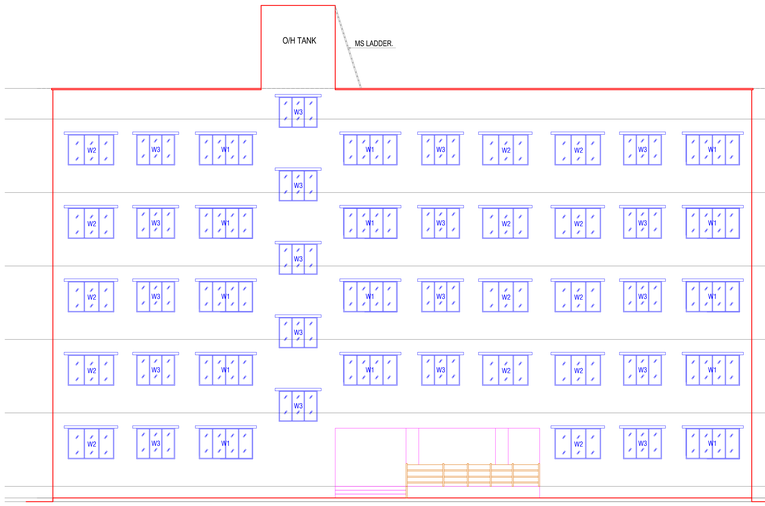

ELEVATION

SCALE - 1:100

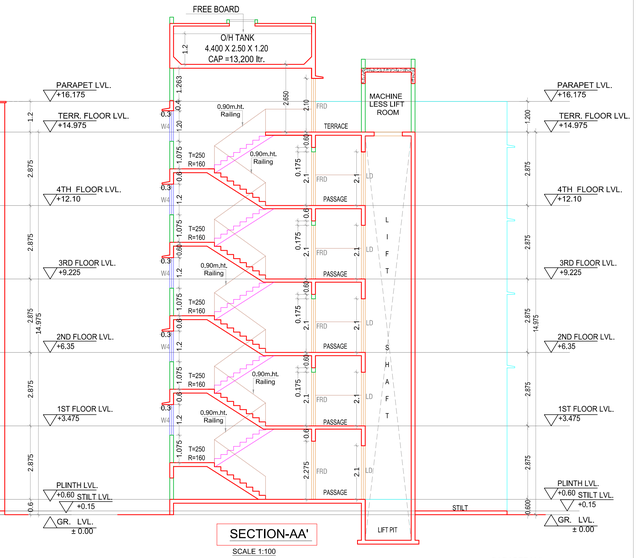

SECTION-AA'

SCALE 1:100

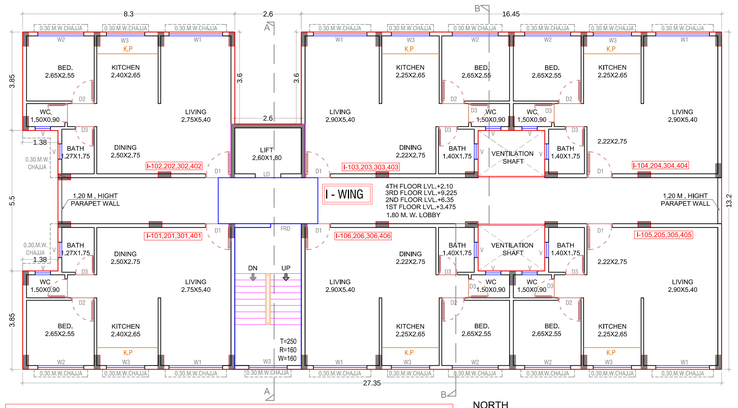

1ST,2ND,3RD & 4TH FLOOR PLAN (BLDG-3) (EWS)

SCALE - 1:100

I - WING

NORTH

ELEVATION

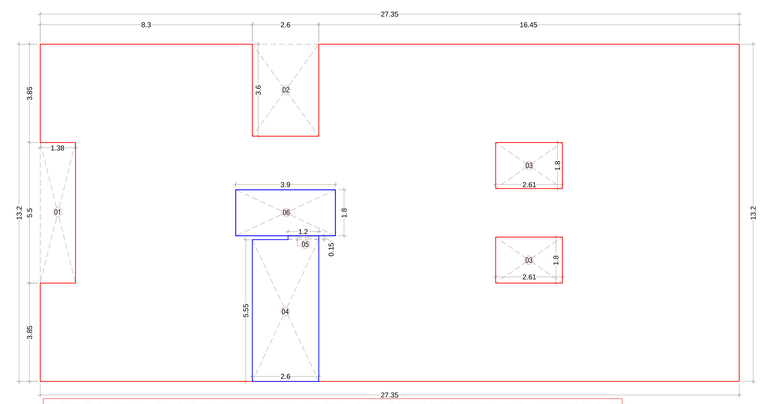

1ST TO 4TH FLOOR BUILT UP AREA CALCULATION (BLDG-3) (EWS)

SCALE - 1:100

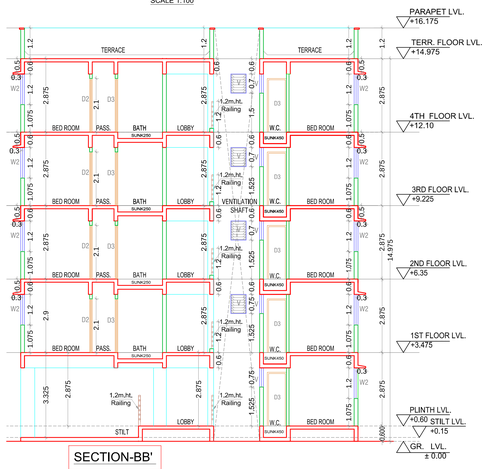

SECTION-BB'

SCALE 1:100

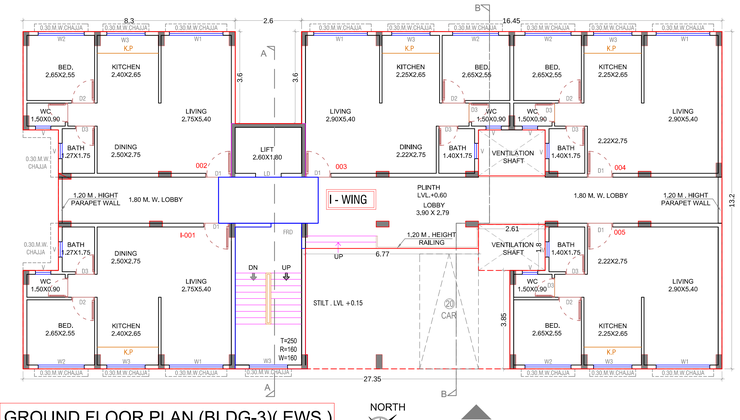

GROUND FLOOR PLAN (BLDG-3)(EWS)

SCALE - 1:100

I - WING

NORTH

ELEVATION

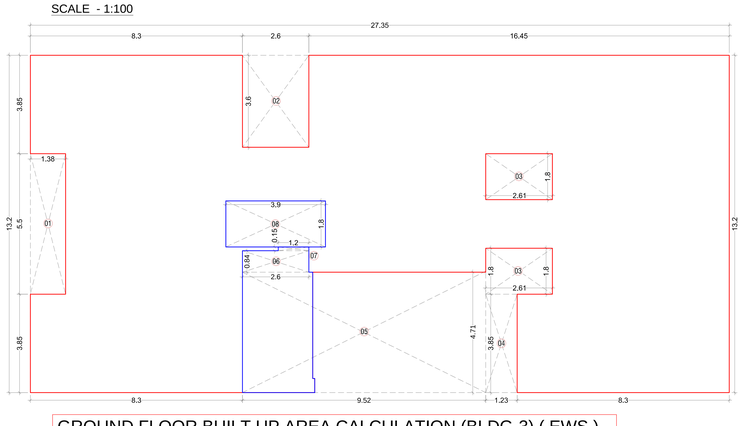

GROUND FLOOR BUILT UP AREA CALCULATION (BLDG-3) (EWS)

SCALE - 1:100

BUILDIG-3 (EWS)					
GROUND FLOOR BUILT UP AREA CALCULATION					
Block Description	Number of Blocks	Length (meter)	Breath (meter)		Area (sqm.)
1	1	27.350	13.200	=	361.02
SUBTOTAL : A				=	361.020
DEDUCTION					
1	1	1.380	5.500	=	7.590
2	1	2.600	3.600	=	9.360
3	2	2.610	1.800	=	9.396
4	1	1.230	3.850	=	4.736
5	1	9.520	4.710	=	44.839
6	1	0.840	2.600	=	2.184
7	1	1.200	0.150	=	0.180
8	1	3.900	1.800	=	7.020
SUBTOTAL : B				=	85.305
NET BUILT UP AREA = (SUBTOTAL : A) - (SUBTOTAL :B)				=	275.715

BUILDING-3 (EWS)					
1ST TO 4TH FLOOR BUILT UP AREA CALCULATION					
Block Description	Number of Blocks	Length (meter)	Breath (meter)		Area (sqm.)
1	1	27.350	13.200	=	361.02
SUBTOTAL : A				=	361.020
DEDUCTION					
1	1	1.380	5.500	=	7.590
2	1	2.600	3.600	=	9.360
3	2	2.610	1.800	=	9.396
4	1	2.600	5.550	=	14.430
5	1	1.200	0.150	=	0.180
6	1	3.900	1.800	=	7.020
SUBTOTAL : B				=	47.976
NET BUILT UP AREA = (SUBTOTAL : A) - (SUBTOTAL :B) EACH FLOOR				=	313.044

STAMP OF APPROVAL 8/8

(BUILDING-4(EWS)

This Amended Commencement Certificate is approved subject to the conditions mentioned in Amended Commencement Certificate bearing no. CIDCO/NAINA/Panvel/Vihighar/BP-00391/ACC /2022/0248 dated 22/Sept/2022.

ABHIJEET RAMESH PAWAR

Digitally signed by ABHIJEET RAMESH PAWAR
Date: 2022.09.22 18:20:16 +05'30'

SCHEDULE DOOR & WINDOWS					
TYPE	SIZE			SILL LEVEL (METER)	DESCRIPTOIN
	WIDTH (MITER)	HIEGHT (METER)	AREA (SQM.)		
FRD	1.20	2.10	2.52		DOOR METAL
DI	1.00	2.10	2.10		T.W. PANEL DOOR
D2	0.90	2.10	1.89		T.W. PANEL DOOR
D3	0.75	2.10	1.58		T.W. PANEL DOOR
W1	2.10	1.25	2.63	1.075	AL. SLIDING WINDOW
W2	1.80	1.20	2.160	1.075	AL. SLIDING WINDOW
W3	1.50	1.20	1.80	1.075	AL. SLIDING WINDOW
V	0.60	0.75	0.45	1.525	AL. LOUVERD WINDOW
V1	0.40	0.75	0.30	1.525	AL. LOUVERD WINDOW

SCHEDULE LIGHT & VENTILATION STATEMENT					
ROOM	TENEMENT NUMBER	CARPET AREA	WINDOW TYPE	L & V REQUIRED.	L& V PROVIDED
LIVING	1	15.66	W1	2.61	2.63
BED	1	6.76	W2	1.13	2.16
KITCHEN & DINING	1	12.06	W2	2.01	2.16
BATH	1	2.45	V	0.41	0.45
W.C.	1	1.35	V1	0.23	0.30

- ALL DIMENSIONS ARE IN METERS.
- INTERNAL WALL THICKNESS 0.10 M.
- EXTERNAL WALL THICKNESS 0.15 M.

CONTENT OF THE SHEET

GROUND, 1ST, 2ND, 3RD FLOOR PLAN , AREA DIAGRAM & CALCULATION , SUPPORTED TERRACE FLOOR PLAN, SECTION AA & BB ELEVATION, SCHEDULE OF DOOR & WINDOW.

NAME OF THE OWNERS & SIGNATURE

M/S PRAYAG BUILDERS & DEVELOPERS THROUGH
MR. PRADEEP K. BHOPI (POA HOLDER)

NAME & SIGNATURE OF OWNER

NAME & SIGNATURE OF ARCHITECT

M/S. SWAPNIL KALYANKAR NAVI MUMBAI ARCHITECTS

(Signature of Architect.)
AR. SWAPNIL KALYANKAR
REGD. NO. CA / 2010 / 47491

DESCRIPTION OF PROPOSAL & PROPERTY

PROPOSED BUILDING PERMISSION ON G. NO.86/1 & 87, AT-VIHIGHAR ,TALUKA -PANVEL, DIST. -RAIGAD..

JOB NO.	
DWG. NO.	
DATE	02-04-2021
SCALE	1: 100 ,1:200,1: 500,1: 5000, N.T.S.
DRN BY	IMRAN
CHKD BY	SWAPNIL KALYANKAR

SKA
SWAPNIL KALYANKAR ARCHITECTS
Swapnil Kalyankar | +91 - 99875 96001
OFFICE : A 101, NEEL EMERALD, FINAL PLOT NO. 527 B, SAI NAGAR, NEAR TEHSILDAR OFFICE, PANVEL-410206.
EMAIL : skaplanners@gmail.com