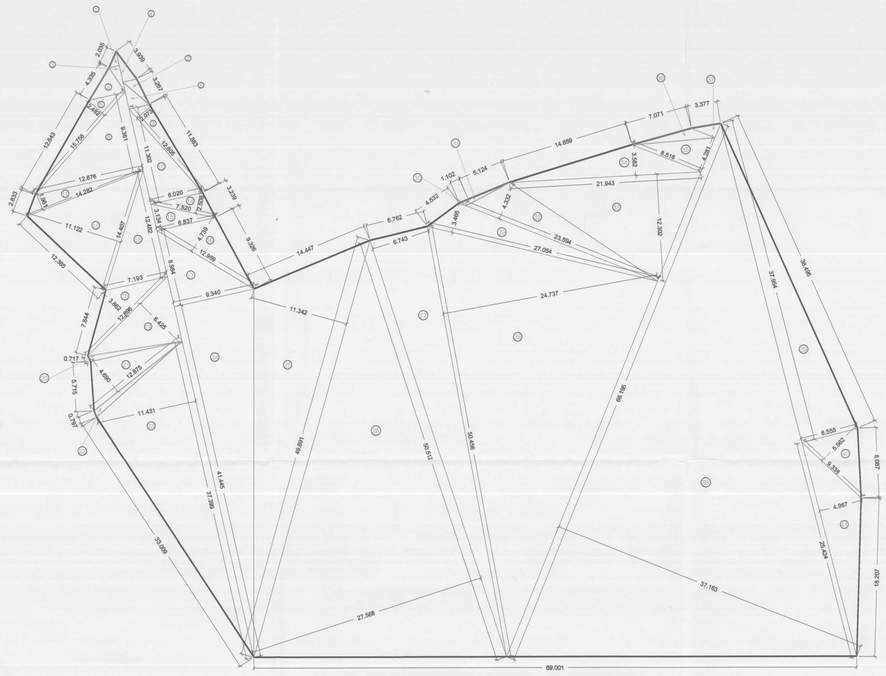

PLOT AREA CALCULATION DIAGRAM
AREA =4406.923 SQ.M

SCALE 1:250

OPEN SPACE AREA CALCULATION

AREA OF PLOT									
1				17.810	X	8.270	=	147.289	SQ.M.
2	AREA AS PER POLYLINE						=	7.069	SQ.M.
3				5.270	X	3.000	=	15.810	SQ.M.
4	0.5	X		20.810	X	12.756	=	132.726	SQ.M.
5	0.5	X		15.578	X	10.745	=	83.693	SQ.M.
6				5.080	X	5.196	=	26.396	SQ.M.
7	0.5	X		5.196	X	3.750	=	9.743	SQ.M.
8	AREA AS PER POLY LINE						=	13.030	SQ.M.
TOTAL AREA OF THE PLOT								435.756	*SQ.M.*

PLOT AREA CALCULATION

AREA OF PLOT									
1	AREA AS PER POLYLINE						=	0.980	SQ.M.
2	AREA AS PER POLYLINE						=	6.553	SQ.M.
3	AREA AS PER POLYLINE						=	1.860	SQ.M.
4	AREA AS PER POLYLINE						=	2.857	SQ.M.
5	0.5	X	15.758	X	2.482		=	19.556	SQ.M.
6	0.5	X	12.676	X	9.361		=	59.330	SQ.M.
7	AREA AS PER POLYLINE						=	2.517	SQ.M.
8	AREA AS PER POLYLINE						=	3.731	SQ.M.
9	0.5	X	12.805	X	2.073		=	13.272	SQ.M.
10	0.5	X	6.020	X	11.302		=	34.019	SQ.M.
11	0.5	X	14.282	X	1.961		=	14.004	SQ.M.
12	0.5	X	14.407	X	11.122		=	80.117	SQ.M.
13	0.5	X	7.193	X	12.482		=	44.892	SQ.M.
14	0.5	X	7.520	X	2.508		=	9.430	SQ.M.
15	0.5	X	6.837	X	3.134		=	10.714	SQ.M.
16	0.5	X	12.959	X	4.739		=	30.706	SQ.M.
17	0.5	X	9.340	X	8.984		=	41.955	SQ.M.
18	0.5	X	12.896	X	3.862		=	24.902	SQ.M.
19	0.5	X	12.896	X	6.425		=	41.428	SQ.M.
20	AREA AS PER POLYLINE						=	3.696	SQ.M.
21	0.5	X	12.875	X	4.690		=	30.192	SQ.M.
22	AREA AS PER POLYLINE						=	4.935	SQ.M.
23	0.5	X	37.399	X	11.431		=	213.754	SQ.M.
24	0.5	X	41.445	X	9.340		=	193.548	SQ.M.
25	0.5	X	49.891	X	11.342		=	282.932	SQ.M.
26	0.5	X	50.512	X	27.588		=	696.257	SQ.M.
27	0.5	X	50.512	X	6.743		=	170.301	SQ.M.
28	0.5	X	50.456	X	24.737		=	624.065	SQ.M.
29	0.5	X	27.054	X	3.465		=	46.871	SQ.M.
30	AREA AS PER POLYLINE						=	0.303	SQ.M.
31	AREA AS PER POLYLINE						=	1.421	SQ.M.
32	0.5	X	23.594	X	4.332		=	51.105	SQ.M.
33	0.5	X	21.943	X	12.302		=	134.971	SQ.M.
34	0.5	X	21.943	X	3.582		=	39.300	SQ.M.
35	0.5	X	8.518	X	4.281		=	18.233	SQ.M.
36	AREA AS PER POLYLINE						=	6.184	SQ.M.
37	AREA AS PER POLYLINE						=	2.525	SQ.M.
38	0.5	X	66.195	X	37.163		=	1230.002	SQ.M.
39	0.5	X	6.555	X	37.954		=	124.394	SQ.M.
40	0.5	X	9.338	X	5.562		=	25.959	SQ.M.
41	0.5	X	25.424	X	4.967		=	63.141	SQ.M.
TOTAL AREA OF THE PLOT								*4406.923*	*SQ.M.*

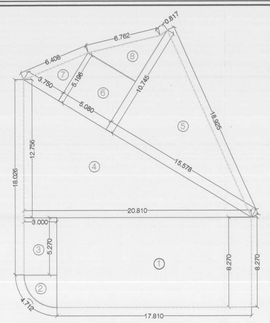

OPEN SPACE CALCULATION DIAGRAM
AREA=435.756 M.

SCALE - 1:200

BUILTUP AREA STATEMENT IN SQ.M.

BLDG NO	STILT FLOOR	FIRST FLOOR	SECOND FLOOR	THIRD FLOOR	TOTAL
1	34.993	247.374	247.374	247.374	777.115
2	39.839	450.013	450.013	436.002	1375.867
3	55.634	568.164	568.614	568.164	1760.576
TOTAL	130.466	1265.551	1266.001	1251.540	3913.558

** PARKING STATEMENT

TENEMENTS SIZE B/UP AREA	NO. OF TENEMENTS	REQUIRED PARKING RATE	REQUIRED NO. OF PARKING SPACES			PROPOSED PARKING SPACES		
			NO. OF CARS	NO. OF SCOOTERS	NO. OF CYCLES	NO. OF CARS	NO. OF SCOOTERS	NO. OF CYCLES
			12.5 SQ. M.	2.0 SQ.M.	0.70 SQ.M.	12.5 SQ. M. 5.0 X 2.5 M	2.0 SQ. M. 1.0 X 2 M	0.70 SQ. M. 0.5 X 1.4 M.
MORE THAN 100	-	2 TENEMENTS HAVING BUILT UP AREA MORE THAN 100 SQ. M.	-	-	-	-	-	-
50 TO 100	5	3 TENEMENTS HAVING BUILTUP AREA BETWEEN 50 TO 100 SQ. MT.	2	5	5	2	5	5
UPTO 50	73	4 TENEMENTS HAVING BUILTUP AREA UPTO 50 SQ.MT.	0	92	92	0	92	92
AS PER STANDARDIZED DEVELOPMENT CONTROL & PROMOTION REGULATIONS FOR REGIONAL PLANS IN MAHARASHTRA REGULATION NO. 16.1 : REQUIRED NO. OF PARKING SHALL BE INCREASED BY 50% IN METROPOLITAN AREA		2 X 1.5 = 3	97 X 1.5 = 146	97 X 1.5 = 146	3	146	146	
TOTAL			3	146	146	3	146	146

DETAILS OF SLIDING GATE

ELEVATION
(NOT TO SCALE)

SEPTIC TANK CALCULATION

BLDG NO.	TOTAL FLATS	REQUIRD SEPTIC TANK	TOTAL CAPACITY IN LTRS.
1	15	141.6 x 5 x 15 =	10620
2	27	141.6 x 5 x 27 =	19116
3	36	141.6 x 5 x 36 =	25488
TOTAL	78	REQUIRD	55224
SEPTIC TANK PROPOSED			
SEPTIC TANK		8.60 X 4.30 X 1.50 x 1000 =	55470.000
TOTAL			55470

DETAILS OF SEPTIC TANK & SOAK PIT

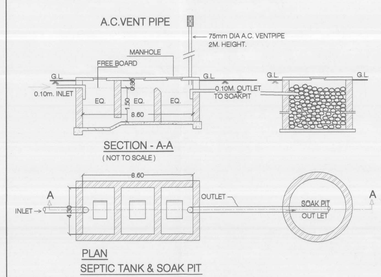

CARPET & BUILTUP AREA STATEMENT (BLDG NO 1)

FLOOR	WING NO.	FLAT NO.	CARPET AREA	BAL. AREA ENCL.	BAL. AREA PROJ.	TERRACE AREA	BUILTUP AREA
			ALL AREA IN SQ.M				
1ST TO 3RD	A	101, 201, 301	43.740	---	8.700	---	49.232
		102 , 202 , 302	43.740	---	8.700	---	49.172
	B	101, 201 , 301	34.310	---	6.291	---	39.056
		102 , 202 , 302	33.595	---	6.535	---	38.158
		103 , 203 , 303	34.961	---	6.276	---	39.330

CARPET & BUILTUP AREA STATEMENT (BLDG. NO. 2)

FLOOR	WING NO.	FLAT NO.	CARPET AREA	BAL. AREA ENCL.	BAL. AREA PROJECTED	TERRACE AREA	BUILTUP AREA
			ALL AREA IN SQ.M				
1ST TO 3RD	A	101	41.820	----	6.950	5.400	47.226
		201	41.820	----	6.950	----	47.226
		301	35.130	----	6.950	7.092	40.135
		102 , 202 , 302	41.818	----	9.644	----	47.224
		103 , 203 , 303	25.947	----	2.959	----	29.182
		104 , 304	32.976	----	5.739	7.734	37.219
		204	32.976	----	5.739	----	37.219
		105	49.148	----	5.600	5.099	55.307
		205	49.148	----	5.600	----	55.307
		305	41.813	----	5.600	7.560	46.928
	B	101 , 201 , 301	41.370	----	8.700	----	46.676
		102 , 202 , 302	42.255	----	8.874	----	47.697
		103 , 203 , 303	41.818	----	8.775	----	46.706
		104 , 204 , 304	41.370	----	8.699	----	46.676

CARPET & BUILTUP AREA STATEMENT (BLDG NO 3)

FLOOR	WING NO.	FLAT NO.	CARPET AREA	BALCOY AREA ENCL	BALCOY AREA PROJECTED	TERRACE AREA	BUILTUP AREA
1ST TO 3RD	A	101 , 201, 301	30.088	--	5.700	--	34.064
		102 , 302	39.108	--	5.900	8.354	44.034
		202	39.108	--	5.900	--	43.949
		103 , 303	42.146	--	8.625	--	46.699
		203	42.146	--	8.775	--	46.783
		104 , 204 , 304	41.697	--	8.625	--	46.330
	B	101, 201 , 301	41.697	--	8.625	--	46.330
		102 , 302	42.146	--	8.625	--	46.698
		202	42.146	--	8.775	--	46.698
		103 , 303	50.303	--	8.700	4.200	56.153
		203	50.303	--	8.850	--	56.153
		104 , 204 , 304	41.698	--	8.700	--	46.607
	C	101, 201 , 301	30.938	--	5.800	--	35.220
		102 , 202 , 302	30.043	--	5.650	--	33.784
		103 , 203 , 303	30.343	--	5.650	--	34.086
		104 , 204 , 304	30.938	--	5.800	--	35.213

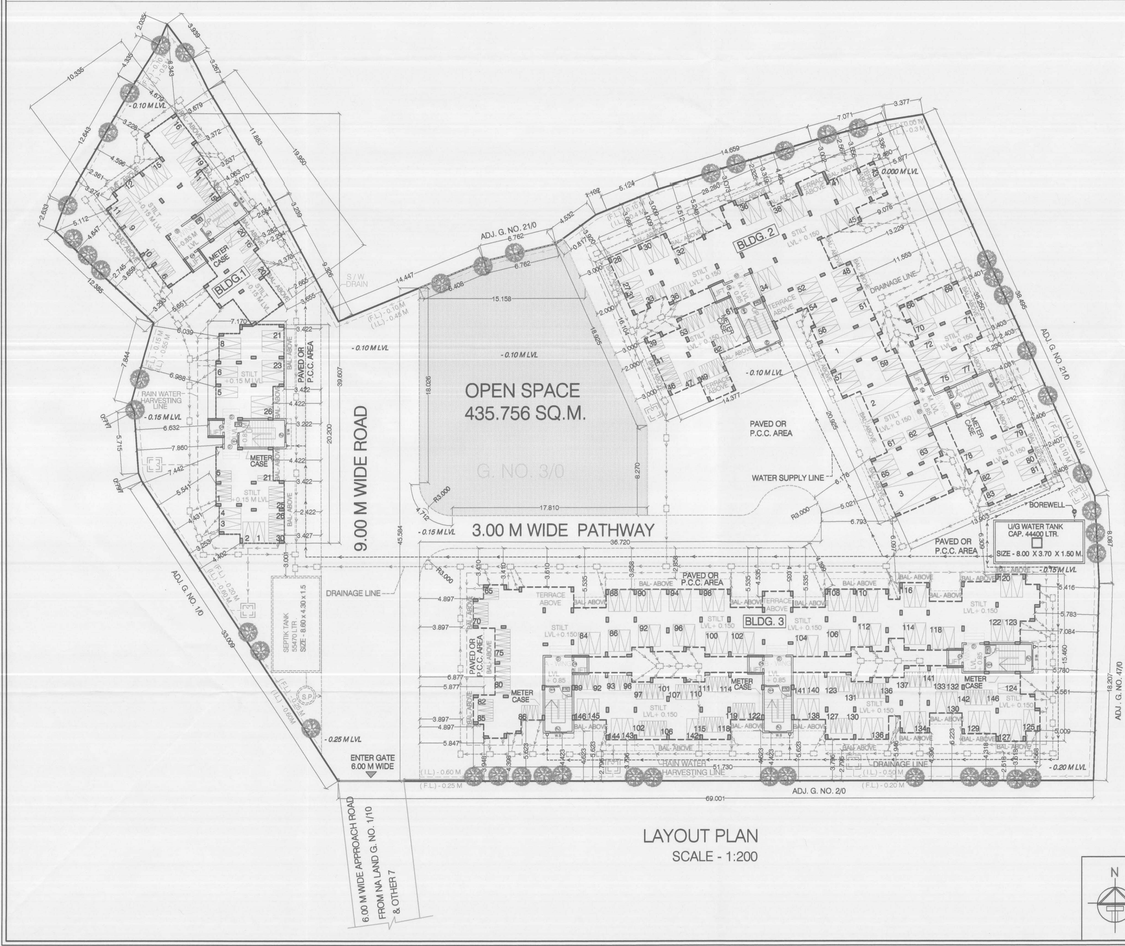

LAYOUT PLAN
SCALE - 1:200

DETAILS OF RAIN WATER HARVESTING

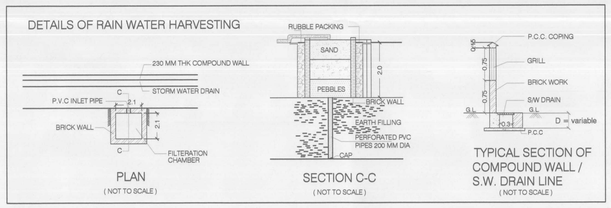

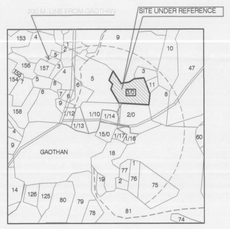

LOCATION PLAN
(SCALE 1:5000)

DETAILS OF U/ G WATER TANK & PUMP ROOM

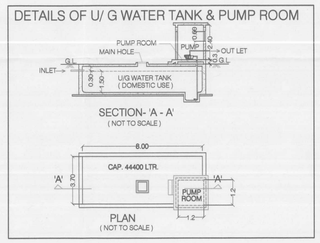

WATER CAPACITY CALCULATION FOR DOMESTIC USE

BLDG NO.	TOTAL FLATS	REQUIRD FOR DOMESTIC USE (189 LTRS.)	TOTAL LITERS (RESI.)
1	15	189 x 5 x 15	14175
2	27	189 x 5 x 27	25515
3	36	189 x 5 x 36	34020
TOTAL LITERS REQUIRED			73710
PROPOSED U.G. TANK SIZE = (8.00 X 3.70 X 1.50)			44400
REQUIRED O.H. TANK TOTAL CAPACITY			29484

BUILDING NO.	WING	SIZE	LITRE
1	A	1.45 X 2.50 X 1.00	3625
	B	2.15 X 2.50 X 1.00	5375
2	A	2.40 X 2.50 X 1.00	6000
	B	1.90 X 2.50 X 1.00	4750
3	A	2.80 X 2.50 X 1.00	7000
	B	2.80 X 2.50 X 1.00	7000
	C	2.80 X 2.50 X 1.00	7000
TOTAL PROPOSED O.H. TANK			*40750.000*

SHEET NO - 1 (1/6)

STAMP OF APPROVAL

DEVELOPMENT PERMISSION GRANTED
Subject to the conditions mentioned in this office's letter No.:
CIDCO/NAINA/ Panvel/Vakadi/BP-119/CC/2015/790
Dated 01 JUL 2015
Associate Planner (NAINA)

LEGEND

1.	DRAINAGE LINE	
2.	POLY LINE	
3.	WATER SUPPLY LINE	
4.	RAIN WATER HARVESTING LINE	
5.	STORM WATER DRAIN	
6.	INSPECTION CHAMBER	
7.	BOREWELL	
8.	RAIN WATER HARVESTING PIT	
9.	CAR PARKING	
10.	SCOOTER PARKING	
11.	CYCLE PARKING	
12.	OPEN SPACE	
13.	PROPOSED ROAD	
14.	EXISTING STREET	

PROFORMA - I

		AREA STATEMENT	Area in Sq.M.
A	1	(a) Area of Plot (as per 7/12) and N. A. Order	4350.000
		(b) Area of Plot as per TILR (Binsetti)	4350.000
		Area of Plot considered (least of (a) and (b))	4350.000
	2	Deduction for	
		a. Existing road with widening	NIL
		b. Proposed road	N. A.
		c. Area under reservation, if any	N. A.
		Total (a+b+c)	0.000
	3	Gross area of the Plot (1 - 2) = (4350 - 0.000)	4350.000
	4	Deduction for Amenity space, if any	N. A.
	5	R. G. open spaces required (10% of 1(a)) = 4350 X 10 %	435.000
	6	Net area of Plot = 90% (3 - 4) = (4350 - 0.000) X 0.90	3915.00
	7	Permissible FSI	1.0
	8	Permissible Built up Area (6 x 7) = (3915 x 1.0)	3915.000
	9	R. G. / open spaces provided	435.756
	10	Proposed Built Up Area	3913.558
	11	Balance Built Up Area = 3915.00 - 3913.558	1.442
	12	FSI Consumed (10 / 6) = 3913.558 / 3915.00	0.999
	13	FSI Balance (7 - 12) = 1.000 - 0.999	0.001
	14	No of units proposed	78
		a. Residential	78
		b. Commercial	NIL
	15	No of trees proposed to be planted @ 1 per 100 sq. m.	44
B		BALCONY AREA STATEMENT.	*
C		TDR	N. A.
D		PARKING STATEMENT	**
E		LOADING / UNLOADING SPACES	N. A.

PROJECT:

PLAN OF PROPOSED RESIDENTIAL BUILDINGS IN G. NO. 3/0,
AT VILLAGE - VAKADI, TAL.- PANVEL, DIST.- RAIGAD.

CONTENT OF THE SHEET:

LAYOUT PLAN, PLOT AREA CALCULATION DIAGRAM , LOCATION PLAN, OPEN SPACE AREA CALCULATION DIAGRAM, BUILTUP AREA STATEMENT, GATE PARKING STATEMENT, CARPET & BUILTUP AREA STATEMENT, DETAILS OF RAIN WATER HARVESTING , TYPICAL SECTION OF COMPOUND WALL / S. W. DRAIN LINE , WATER CAPACITY CALCULATION , DETAILS OF U / G WATER TANK & PUMP ROOM , LEGEND, PERFORMA - I .

CERTIFICATE OF AREA

CERTIFIED THAT THE PLOT UNDER REFERENCE WAS SURVEYED BY ME ON 21/05/2014 AND THE DIMENSIONS OF SIDE ETC. OF PLOT STATED ON PLAN AREA AS MEASURED ON SITE AND THE AREA SO WORKED OUT TALLIES WITH THE AREA STATED IN DOCUMENT OF OWNERSHIP / T.P SCHEME RECORDS / LAND RECORDS DEPARTMENT / CITY SURVEY RECORD.

1) MR. ARVIND DEVJI PATEL
2) MR. VASANT DEVJI PATEL
3) MR. RAMESH DEVJI PATEL

(SIGNATURE OF OWNERS)

(SIGNATURE OF ENGINEER)
JEETENDRA K. PARMAR
Reg. No. LE / 00001/2014-15

NAME OF THE OWNERS & SIGNATURE

1) MR. ARVIND DEVJI PATEL
2) MR. VASANT DEVJI PATEL
3) MR. RAMESH DEVJI PATEL

ARCHITECT / ENGINEER NAME & SIGN

JEETENDRA PARMAR
Reg No. LE / 00001/2014-15

JEETENDRA PARMAR AND ASSOCIATES
ARCHITECTS ENGINEERS
A-101, "KANDPILE RESIDENCY",
NEAR M.S.E.B. & FOREST OFFICE,
TAKKA, PANVEL- 410206
TL. NO. 9322472593, 022-32058876, 022-27482594
jeetendra_parmar2000@yahoo.com

JOB. NO.	JPA/C+ R 3 /05/2015
FILE NAME	VAKADI G.NO 3 SI.B
DRG. NO.	1
SCALE	AS SHOWN
DRN. BY	MANOJ

BLDG NO - 1

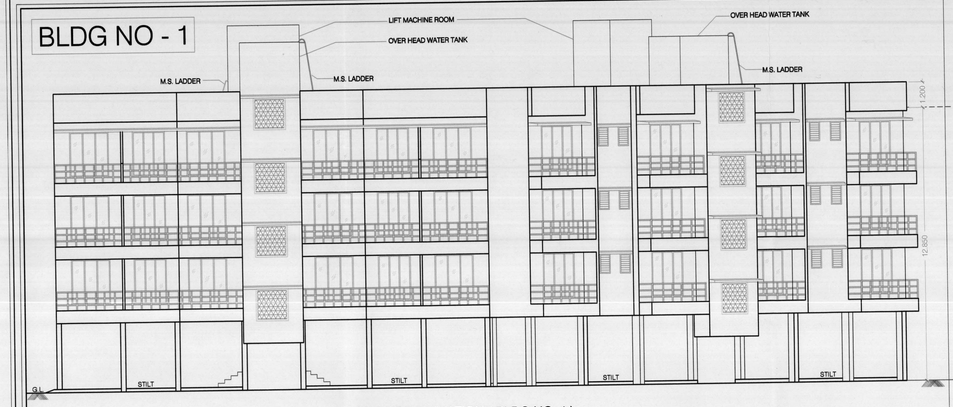

FRONT SIDE ELEVATION (BLDG NO. 1)
(SCALE 1:100)

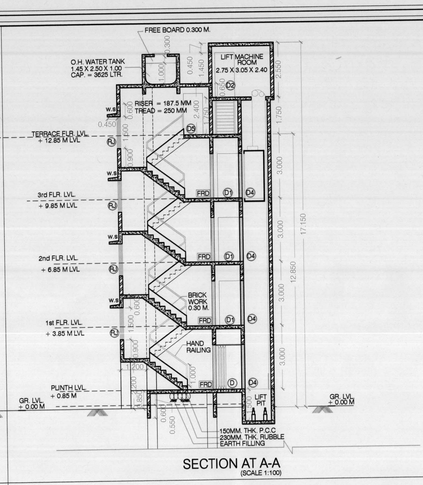

SECTION AT A-A
(SCALE 1:100)

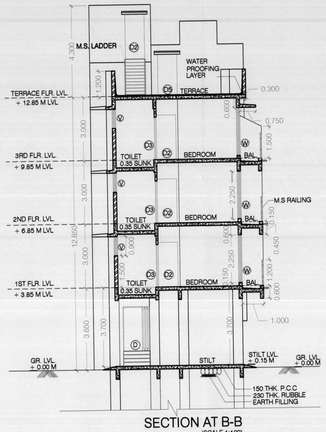

SECTION AT B-B
(SCALE 1:100)

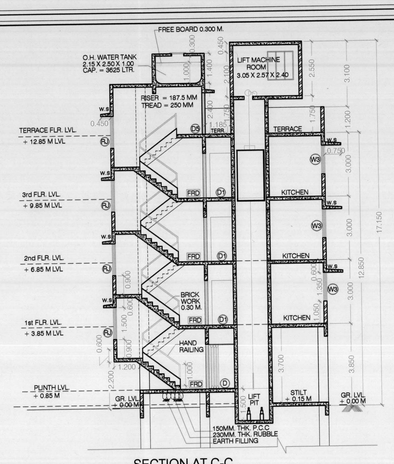

SECTION AT C-C
(SCALE 1:100)

BUILT UP AREA DIAGRAM OF "A" AND "B" WING STILT FLOOR (BLDG NO - 1)

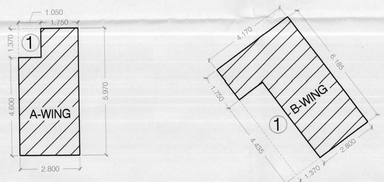

BUA CALCULATION STILT FLOOR OF A & B WING (BLDG. NO - 1)					
WING "A" AREA :					
5.970	X	2.800	=	16.716	SQ.M.
DEDUCTION : 1					
1.370	X	1.050	=	1.439	SQ.M.
A. BUA UP AREA = 16.716 - 1.439 =				15.277	SQ.M.
WING "B" AREA :					
6.185	X	4.170	=	25.791	SQ.M.
DEDUCTION : 1					
4.435	X	1.370	=	6.076	SQ.M.
B. BUILT UP AREA = 25.791 - 6.076 =				19.716	SQ.M.
TOTAL STILT FLOOR BUA WING (A+B)=15.278+19.716=				34.993	SQ.M.

CARPET & BUILTUP AREA STATEMENT (BLDG NO 1)

FLOOR	WING NO.	FLAT NO.	CARPET AREA	BAL. AREA ENCL.	BAL. AREA PROJ.	TERRACE AREA	BUILTUP AREA
			ALL AREA IN SQ.M				
FIRST TO THIRD	A	101, 201, 301	43.740	—	8.700	—	49.232
		102 , 202 , 302	43.740	—	8.700	—	49.172
	B	101, 201 , 301	34.310	—	6.291	—	39.056
		102 , 202 , 302	33.595	—	6.535	—	38.158
		103 , 203 , 303	34.961	—	6.276	—	39.330

BUILT-UP AREA STATEMENT BLDG NO - 1

FLOORS	BUA IN SQ.M
STILT	34.993
FIRST	247.374
SECOND	247.374
THIRD	247.374
TOTAL	777.115

PROPOSED BALCONY AREA (BLDG. 1)								
TYPE	NOS.		LENGTH		WIDTH		AREA IN SQ. M.
B	2	X	3.300	X	1.000	=	6.600
B1	3	X	3.150	X	1.000	=	9.450
B2	2	X	2.950	X	1.000	=	5.900
B3	2	X	2.600	X	1.000	=	5.200
B4	1	X	3.100	X	0.729	=	2.260
			3.250	X	0.271	=	0.881
B5	1	X	2.950	X	0.827	=	2.440
			3.100	X	0.173	=	0.536
B6	1	X	3.250	X	0.901	=	2.928
			3.100	X	0.099	=	0.307
TOTAL							36.502
PERMISSIBLE BALCONY AREA ON EACH FLOOR (247.374 X 15%)						=	37.106
PROPOSED BALCONY AREA ON EACH FLOOR (FIRST TO THIRD FLOOR)						=	36.502

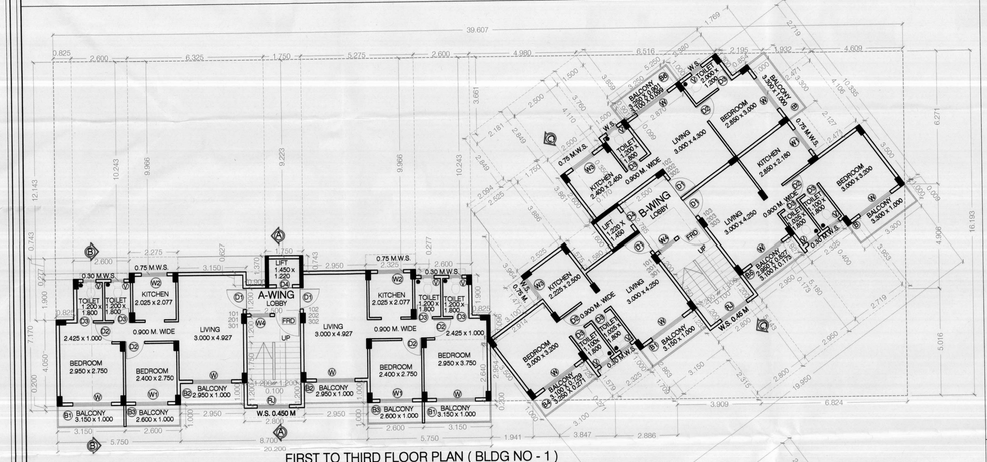

FIRST TO THIRD FLOOR PLAN (BLDG NO - 1)
(SCALE 1: 100)

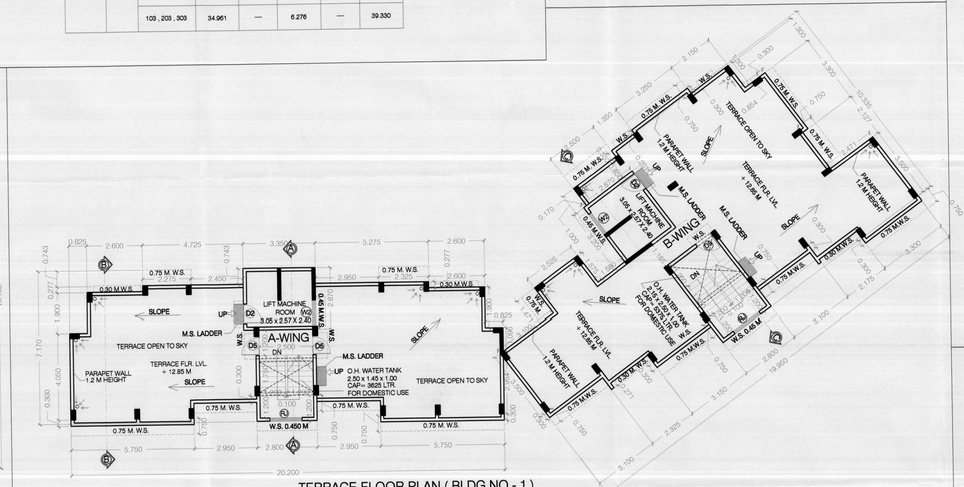

TERRACE FLOOR PLAN (BLDG NO - 1)
(SCALE 1: 100)

BUA CALCULATION OF 1ST TO 3RD FLOOR (BLDG. NO - 1)								
DESCRIPTION			LENGTH		BREADTH		NO.	AREA IN SQ. M.
BLOCK (PQRS)			16.193	X	39.607		1	641.356
(A)			TOTAL					641.356
DEDUCTIONS								
1			12.143	X	0.825	=		10.018
2			10.243	X	2.600	=		26.632
3			9.966	X	6.325	=		63.035
4			9.223	X	1.750	=		16.140
5			9.966	X	5.275	=		52.571
6			10.243	X	2.600	=		26.632
7	AREA AS PER POLY LINE							3.618
8	0.5	X	3.964	X	2.914	=		5.776
9			3.884	X	2.525	=		9.807
10			1.600	X	1.580	=		2.528
11			3.861	X	1.750	=		6.757
12			2.849	X	2.181	=		6.214
13	0.5	X	4.980	X	3.661	=		9.116
14			4.110	X	2.500	=		10.275
15			3.760	X	1.500	=		5.640
16	0.5	X	5.250	X	3.859	=		10.130
17	0.5	X	1.769	X	1.300	=		1.150
18	AREA AS PER POLY LINE							2.372
19			4.106	X	2.471	=		10.146
20	0.5	X	6.271	X	4.609	=		14.452
21	0.5	X	2.906	X	3.953	=		5.744
22			0.400	X	2.325	=		0.930
23			3.953	X	2.719	=		10.748
24	0.5	X	6.824	X	5.016	=		17.115
25			5.180	X	2.950	=		15.281
26			5.143	X	2.800	=		14.400
27	0.5	X	2.315	X	3.150	=		3.646
28			3.150	X	2.863	=		9.018
29	0.5	X	2.325	X	1.709	=		1.987
30			2.325	X	1.579	=		3.671
31	AREA AS PER POLY LINE							3.624
32	0.5	X	2.640	X	1.941	=		2.562
33			8.700	X	1.000	=		8.700
34	0.5	X	2.849	X	2.094	=		2.983
35			0.900	X	0.627	=		0.564
(B)	TOTAL							393.982
GROSS AREA (A-B)			641.356	-	393.982		=	247.374
PROPOSED BUA AREA ON TYPICAL FLOOR								247.374
TYPICAL FLOOR NET BUILTUP AREA (FIRST TO THIRD) =247.374 x 3								742.122

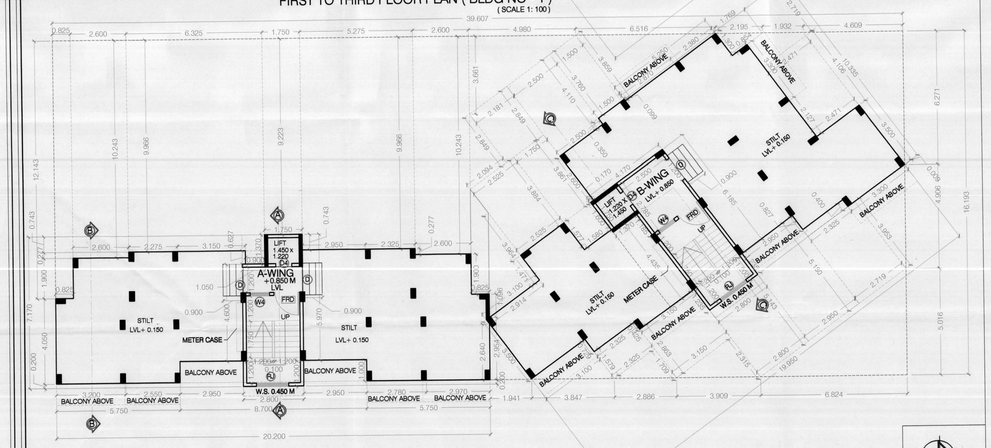

STILT FLOOR PLAN (BLDG NO - 1)
(SCALE 1: 100)

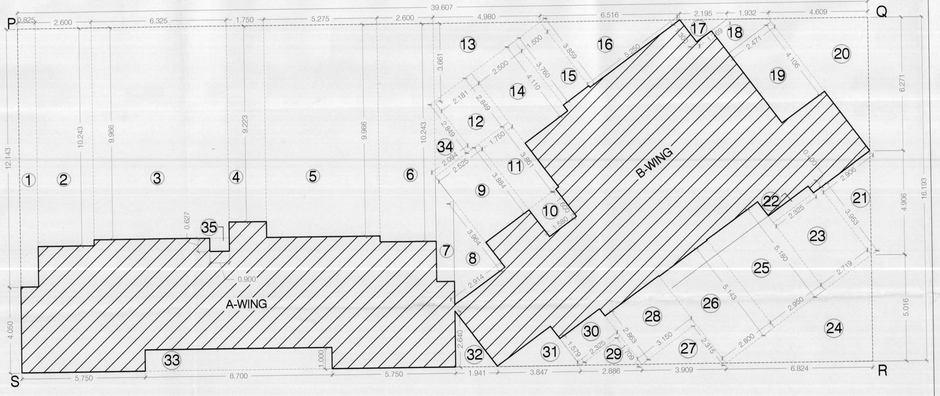

BUILT UP AREA DIAGRAM 1ST TO 3RD FLOOR (BLDG NO - 1)
(SCALE 1: 100)

NOTE :- ALL DIMENSIONS ARE IN METER.

SHEET NO. 2/6

STAMP OF APPROVAL

DEVELOPMENT PERMISSION GRANTED
Subject to the conditions mentioned in this office's letter No.:
CIDCO/NAINA/ Panvel/Vakadi/BP-119/CC/2015/730
Dated 01 JUL 2015
Associate Planner (NAINA)

SPECIFICATIONS

EXTERNAL WALL THICKNESS	0.150 M.
INTERNAL WALL THICKNESS	0.100 M.

SCHEDULE OF D/W

TYPE	SIZE IN MM	AREA IN SQ.M	DESCRIPTION
FRD	1.20 x 2.10	2.520	TEAK WOOD PANELLED DOOR
D	1.20 x 2.10	2.520	SLIDING SHUTTER
D1	1.00 x 2.10	2.100	TEAK WOOD PANELLED DOOR
D2	0.90 x 2.10	1.890	TEAK WOOD PANELLED DOOR
D3	0.75 x 2.00	1.500	TEAK WOOD WATER PROOF FLUSH DOOR
D4	0.75 x 1.80	1.350	SLIDING SHUTTER DOOR
D5	0.90 x 1.95	1.755	TEAK WOOD PANELLED DOOR
W	1.80 x 2.25	4.050	AL. SLIDING DOOR
W1	1.50 x 2.25	3.375	AL. SLIDING WINDOW
W2	1.20 x 1.35	1.620	AL. SLIDING WINDOW
W3	1.24 x 1.35	1.674	AL. SLIDING WINDOW
V	0.60 x 0.90	0.540	AL. LOUVERED VENTILATOR
RJ	1.50 x 1.50	2.250	R.C.C. JALI

LIGHT / VENTILATION STATEMENT

ROOM	CARPET AREA SQ.M	1/6 VENTI REQD.	TYPE	PROPOSED AREA IN SQ.M
LIVING	14.781	2.463	W	4.050
BED RM.	10.537	1.756	W	4.050
BED RM.	6.600	1.100	W1	3.375
KITCHEN	4.205	0.700	W2	1.620
KITCHEN	5.562	0.927	W3	1.674
TOILET	2.160	0.360	V	0.540

PROJECT:

PLAN OF PROPOSED RESIDENTIAL BUILDINGS IN G. NO. 3/0, AT VILLAGE - VAKADI, TAL.- PANVEL, DIST.- RAIGAD.

CONTENT OF THE SHEET:

PLAN OF BUILDING NO. 1 (SF, 1ST, 2ND & 3RD), ELEVATION, SECTION. BUA CALCULATION, SCHEDULE OF D / W, BALCONY AREA STATEMENT, CARPET AREA STATEMENT, BUILTUP AREA STATEMENT, SCHEDULE LIGHT / VENTILATION STATEMENT.

OWNERS:

1) MR. ARVIND DEVJI PATEL
2) MR. VASANT DEVJI PATEL
3) MR. RAMESH DEVJI PATEL

JEETENDRA PARMAR (LE-00001/2014-15)
JEETENDRA PARMAR AND ASSOCIATES
ARCHITECTS ENGINEERS
A-101, "KANDPILE RESIDENCY", NEAR M.S.E.B. & FOREST OFFICE, TAKKA, PANVEL- 410206
TL. NO. 9322472593, 022-32058876, 022-27482594
jeetendra_parmar2000@yahoo.com

JOB. NO.	JPA/R3/06/2015
FILE NAME	VAKADI G.NO.3 SUB
DRG. NO.	2/6
SCALE	AS SHOWN
DRN. BY	MANOJ

BLDG NO - 2

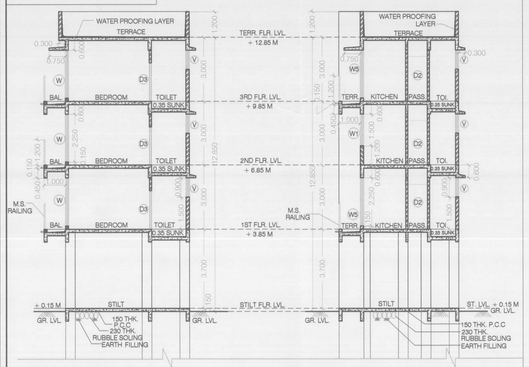

SECTION AT B - B (BLDG.NO 2) (SCALE 1: 100)

SECTION AT C - C (BLDG.NO.2) (SCALE 1: 100)

BUILTUP AREA STATEMENT (BLDG NO 2)

FLOORS	BUA IN SQ.MT
STILT	39.839
FIRST	450.013
SECOND	450.013
THIRD	436.002
TOTAL	1375.867

* PROPOSED BALCONY AREA OF THIRD FLOOR (BLDG. NO - 2)

TYPE	NOS.		LENGTH		WIDTH		AREA IN SQ. M.
B	4	X	3.150	X	1.000	=	12.600
B1	4	X	2.600	X	1.000	=	10.400
B2	4	X	2.950	X	1.000	=	11.800
B3	1	X	3.125	X	1.000	=	3.125
B4	1	X	3.025	X	1.000	=	3.025
B5	2	X	2.650	X	1.000	=	5.300
B6	2	X	4.000	X	1.000	=	8.000
B7	1	X	3.000	X	0.873	=	2.619
		X	2.950	X	0.127	=	0.374
B8	1	X	2.900	X	0.600	=	1.740
		X	3.050	X	0.400	=	1.220
B9	1	X	2.770	X	1.000	=	2.770
B10	1	X	2.970	X	1.000	=	2.970
TOTAL						=	65.943
PERMISSIBLE BALCONY AREA OF FIRST FLOOR (450.013 X 15%)						=	67.501
PROPOSED BALCONY AREA ON FIRST FLOOR						=	65.943
EXCESS BALCONY						=	----

* PROPOSED BALCONY AREA OF SECOND FLOOR (BLDG. NO - 2)

TYPE	NOS.		LENGTH		WIDTH		AREA IN SQ. M.
B	4	X	3.150	X	1.000	=	12.600
B1	4	X	2.600	X	1.000	=	10.400
B2	4	X	2.950	X	1.000	=	11.800
B3	1	X	3.125	X	1.000	=	3.125
B4	1	X	3.025	X	1.000	=	3.025
B5	2	X	2.650	X	1.000	=	5.300
B6	2	X	4.000	X	1.000	=	8.000
B7	1	X	3.000	X	0.873	=	2.619
		X	2.950	X	0.127	=	0.374
B8	1	X	2.900	X	0.600	=	1.740
		X	3.050	X	0.400	=	1.220
B9	1	X	2.770	X	1.000	=	2.770
B10	1	X	2.970	X	1.000	=	2.970
TOTAL						=	65.943
PERMISSIBLE BALCONY AREA OF SECOND FLOOR (450.013 X 15%)						=	67.501
PROPOSED BALCONY AREA ON SECOND FLOOR						=	65.943
EXCESS BALCONY						=	----

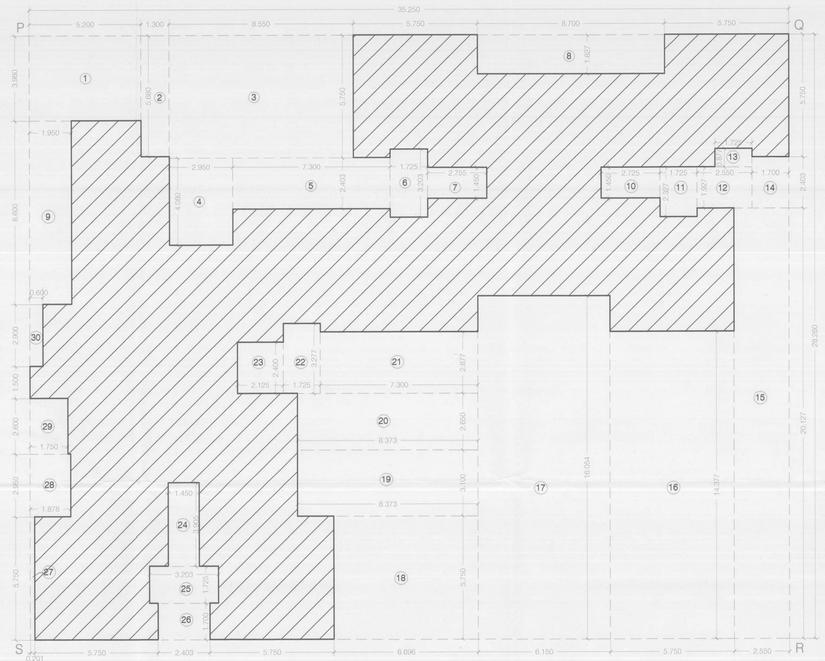

BUILT UP AREA DIAGRAM 1ST & 2ND FLOOR (BLDG. NO.2) (SCALE 1: 100)

SHEET NO. 3/6

STAMP OF APPROVAL

DEVELOPMENT PERMISSION GRANTED
Subject to the conditions mentioned in this office's letter No.:
CIDCO/NAINA/ Panvel/Vakadi/BP-119/cc/2015/790
Dated 01 JUL 2015
Associate Planner (NAINA)

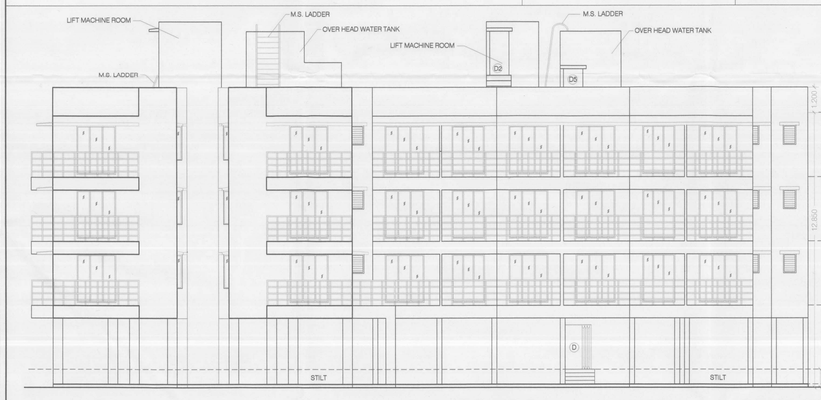

FRONT ELEVATION - (BLDG NO - 2) (SCALE 1: 100)

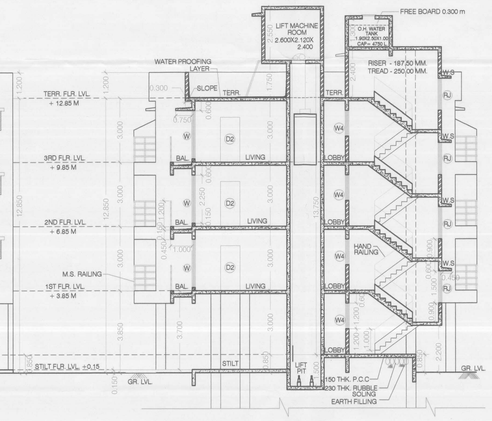

SECTION AT A - A (BLDG.NO.2) (SCALE 1: 100)

BUA CALCULATION FIRST & SECOND FLOOR (BLDG. NO - 2)

DESCRIPTION		LENGTH		BREADTH		No.	AREA IN SQ. M.
BLOCK (PORS)		35.250	X	28.280		1	996.870
(A)						=	996.870
DEDUCTIONS							
1		5.200	X	3.980	=		20.696
2		5.680	X	1.300	=		7.384
3		8.550	X	5.750	=		49.162
4		4.080	X	2.950	=		12.036
5		7.300	X	2.403	=		17.541
6		3.203	X	1.725	=		5.525
7		2.755	X	1.450	=		3.995
8		8.700	X	1.827	=		15.894
9		1.950	X	8.600	=		16.770
10		2.725	X	1.450	=		3.951
11		1.725	X	2.327	=		4.014
12		2.550	X	1.927	=		4.913
13		1.725	X	0.877	=		1.512
14		1.700	X	2.403	=		4.085
15		2.550	X	20.127	=		51.323
16		5.750	X	14.377	=		82.667
17		6.150	X	16.054	=		98.732
18		6.696	X	5.750	=		38.502
19		8.373	X	3.100	=		25.956
20		8.373	X	2.650	=		22.188
21		7.300	X	2.877	=		21.002
22		1.725	X	3.277	=		5.652
23		2.125	X	2.400	=		5.100
24		1.450	X	3.905	=		5.662
25		3.203	X	1.725	=		5.525
26		2.403	X	1.700	=		4.085
27		0.201	X	5.750	=		1.155
28		1.878	X	2.950	=		5.540
29		1.750	X	2.600	=		4.550
30		0.600	X	2.900	=		1.740
(B)						=	546.857
GROSS AREA (A - B)		996.870	-	546.857		=	450.013
PROPOSED AREA OF 1ST FLOOR						=	450.013
TOTAL PROPOSED AREA OF 1ST & 2ND FLOOR (450.013 x 2)						=	900.026

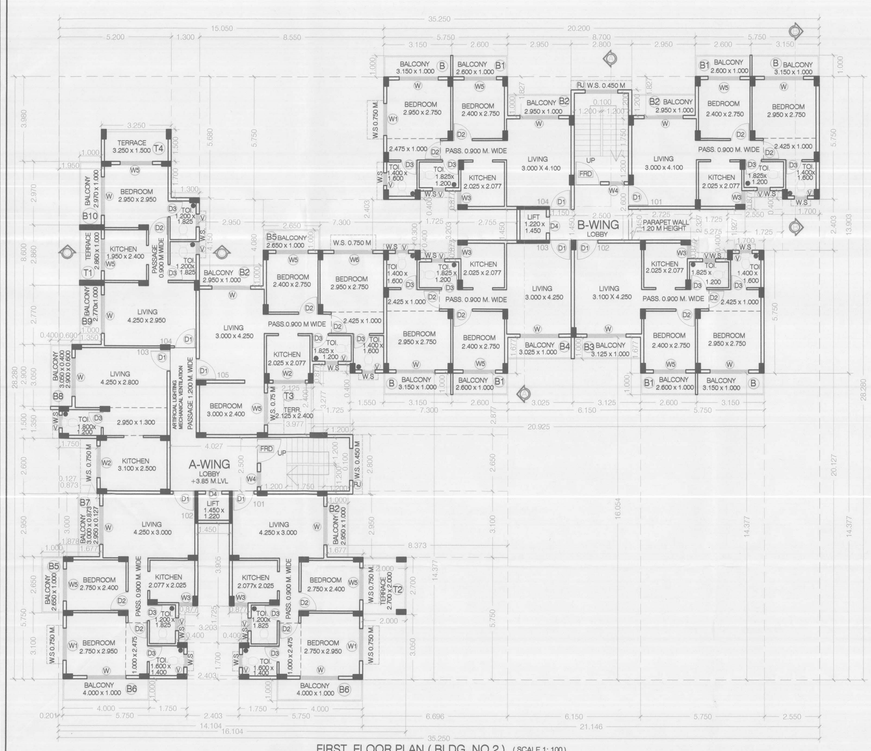

FIRST FLOOR PLAN (BLDG. NO.2) (SCALE 1: 100)

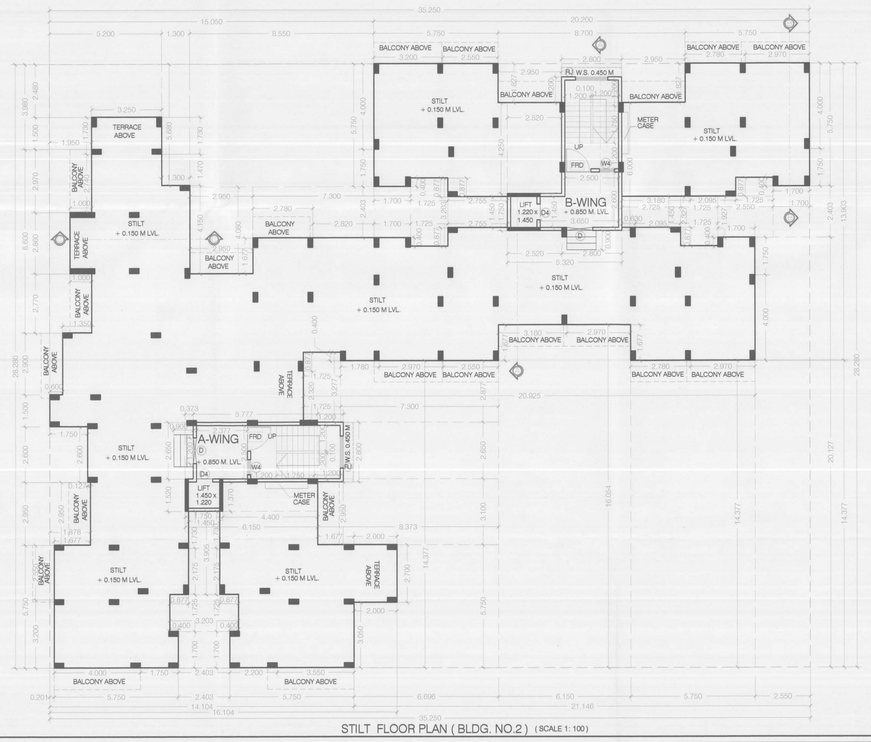

STILT FLOOR PLAN (BLDG. NO.2) (SCALE 1: 100)

BUILT UP AREA DIAGRAM STILT FLOOR (BLDG NO - 2) (SCALE 1: 100)

BUA CALCULATION STILT FLOOR OF A & B WING (BLDG. NO - 2)

AREA (A - WING) =							
		6.150	X	4.170	=	25.645	SQ.M.
DEDUCTIONS : D :							
1	X	0.373	X	2.650	=	0.988	SQ.M.
2	X	4.400	X	1.370	=	6.028	SQ.M.
					=	7.016	SQ.M.
BUILT UP AREA = 25.645 - 7.016						18.629	SQ.M.
AREA (B - WING) =							
		5.320	X	6.000	=	31.920	
DEDUCTION : D :							
1	X	2.520	X	4.250	=	10.710	SQ.M.
					=	10.710	SQ.M.
BUILT UP AREA = 31.920 - 10.710						21.210	SQ.M.
NET BUILT UP AREA OF STILT FLOOR (A + B) = 18.629 + 21.210						39.839	SQ.M.

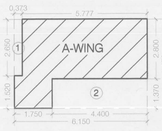

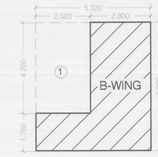

NOTE :- ALL DIMENSIONS ARE IN METER

SPECIFICATIONS

EXTERNAL WALL THICKNESS	0.150 M.
INTERNAL WALL THICKNESS	0.100 M.

PROJECT:

PLAN OF PROPOSED RESIDENTIAL BUILDINGS IN G. NO. 3/0, AT VILLAGE - VAKADI, TAL.- PANVEL, DIST.- RAIGAD.

CONTENT OF THE SHEET:

FLOOR PLANS OF BUILDING NO. - 2 , (STILT FLOOR & FIRST FLOOR) BUA DIAGRAM & CALCULATION (STILT, 1ST & 2ND FLOOR) SECTIONS , ELEVATION , BUA STATEMENT .

OWNER:

1) MR. ARVIND DEVJI PATEL
2) MR. VASANT DEVJI PATEL
3) MR. RAMESH DEVJI PATEL

JEETENDRA PARMAR (LE/00001/2014-15)
JEETENDRA PARMAR AND ASSOCIATES
ARCHITECTS ENGINEERS
TAKKA, PANVEL- 410206
TL. NO. 9322472593, 022-32058876, 022-27482594
jeetendra_parmar2000@yahoo.com

JOB. NO.	JPA/R1/06/2015
FILE NAME	VAKADI SUB
DRG. NO.	3/6
SCALE	AS SHOWN
DRN. BY	DEEPALI

BLDG NO - 2

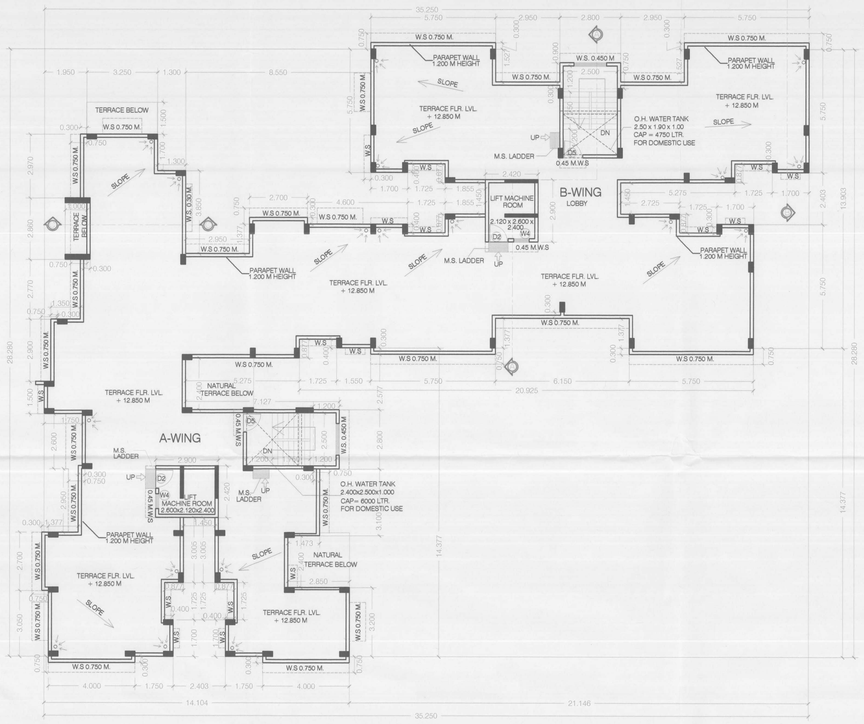

TERRACE FLOOR PLAN (BLDG. NO.2)
(SCALE 1: 100)

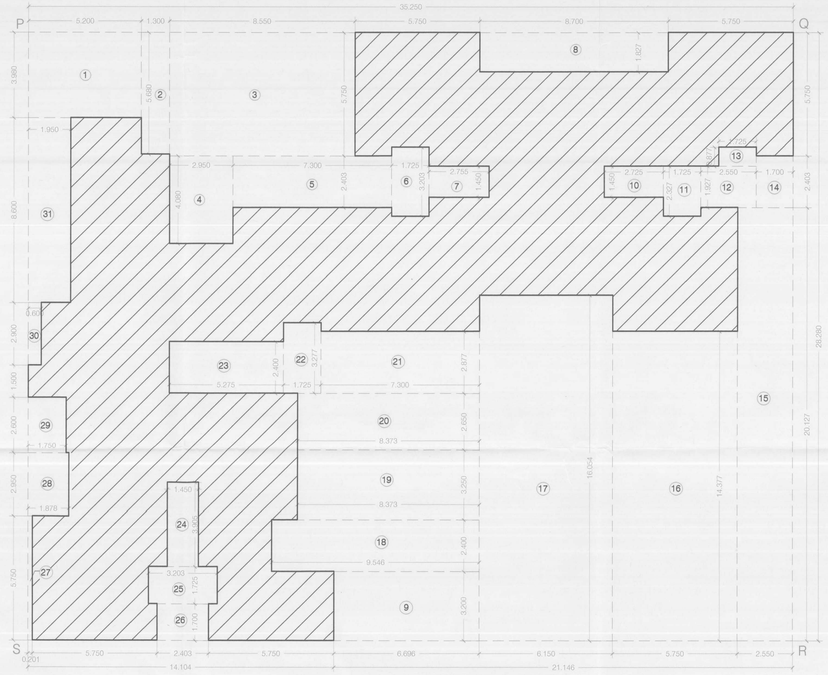

BUILT UP AREA DIAGRAM 3RD FLOOR (BLDG. NO.2)
(SCALE 1: 100)

BUA CALCULATION OF THIRD FLOOR (BLDG. NO - 2)

DESCRIPTION		LENGTH		BREADTH	No.	AREA IN SQ. M.
BLOCK (PQRS)		35.250	X	28.280	1	996.870
(A)					=	996.870
DEDUCTIONS						
1		5.200	X	3.980	=	20.696
2		5.680	X	1.300	=	7.384
3		8.550	X	5.750	=	49.162
4		2.950	X	4.080	=	12.036
5		7.300	X	2.403	=	17.541
6		3.203	X	1.725	=	5.525
7		2.755	X	1.450	=	3.994
8		8.700	X	1.827	=	15.894
9		6.696	X	3.200	=	21.427
10		2.725	X	1.450	=	3.951
11		1.725	X	2.327	=	4.014
12		2.550	X	1.927	=	4.913
13		1.725	X	0.877	=	1.512
14		1.700	X	2.403	=	4.085
15		2.550	X	20.127	=	51.323
16		5.750	X	14.377	=	82.667
17		6.150	X	16.054	=	98.732
18		9.546	X	2.400	=	22.910
19		8.373	X	3.250	=	27.212
20		8.373	X	2.650	=	22.188
21		7.300	X	2.877	=	21.002
22		1.725	X	3.277	=	5.652
23		5.275	X	2.400	=	12.660
24		1.450	X	3.905	=	5.662
25		3.203	X	1.725	=	5.525
26		2.403	X	1.700	=	4.085
27		0.201	X	5.750	=	1.155
28		1.878	X	2.950	=	5.540
29		1.750	X	2.600	=	4.550
30		0.600	X	2.900	=	1.740
31		1.950	X	8.600	=	16.770
(B)					=	561.507
GROSS AREA (A - B)		996.870	-	561.507	=	435.363
PROPOSED AREA OF 3RD FLOOR					=	435.363
EXCESS BALCONY = (65.943 - 65.304)					=	0.639
NET AREA OF 3RD FLOOR = (435.363 + 0.639)					=	436.002

* PROPOSED BALCONY AREA THIRD FLOOR (BLDG. NO - 2)

TYPE	NOS.		LENGTH		WIDTH		AREA IN SQ. M.
B	4	X	3.150	X	1.000	=	12.600
B1	4	X	2.600	X	1.000	=	10.400
B2	4	X	2.950	X	1.000	=	11.800
B3	1	X	3.125	X	1.000	=	3.125
B4	1	X	3.025	X	1.000	=	3.025
B5	2	X	2.650	X	1.000	=	5.300
B6	2	X	4.000	X	1.000	=	8.000
B7	1	X	3.000	X	0.873	=	2.619
		X	2.950	X	0.127	=	0.374
B8	1	X	2.900	X	0.600	=	1.740
		X	3.050	X	0.400	=	1.220
B9	1	X	2.770	X	1.000	=	2.770
B10	1	X	2.970	X	1.000	=	2.970
TOTAL						=	65.943
PERMISSIBLE BALCONY AREA ON THIRD FLOOR (435.363 X 15%)						=	65.304
PROPOSED BALCONY AREA ON THIRD FLOOR						=	65.943
EXCESS BALCONY (65.943 - 65.304)						=	0.639

CARPET / BUILT UP AREA STATEMENT

BLDG.NO	FLOOR	WING NO.	FLAT NO.	CARPET AREA	BAL. AREA ENCL.	BAL. AREA PROJ.	TERRACE AREA	BUILTUP AREA
				ALL AREA IN SQ.M.				
2	FIRST TO THIRD FLOOR	A	101	41.820	----	6.950	5.400	47.226
			201	41.820	----	6.950	----	47.226
			301	35.130	----	6.950	----	40.135
			102 , 202 , 302	41.818	----	9.644	----	47.224
			103 , 203 , 303	25.947	----	2.959	----	29.182
			104 , 304	32.976	----	5.739	7.734	37.219
			204	32.976	----	5.739	----	37.219
			105	49.148	----	5.600	5.099	55.307
			205	49.148	----	5.600	----	55.307
			305	41.813	----	5.600	----	46.928
		B	101 , 201 , 301	41.370	----	8.700	----	46.876
			102 , 202 , 302	42.255	----	8.874	----	47.697
			103 , 203 , 303	41.818	----	8.775	----	46.706
			104 , 204 , 304	41.370	----	8.699	----	46.676

TERRACE AREA STATEMENT (BLDG. NO. 2)

BLDG NO.	FLOOR	BUA IN SQ.M.	PERMISSIBLE TERR.20 %	PROPOSED TERRACE IN SQ.M.				TOTAL
2	1st FLOOR	450.013	90.002	T1 = 2.860	x 1.000	x	1	2.860
				T2 = 2.700	x 2.000	x	1	5.400
				T3 = 2.125	x 2.400	x	1	5.100
				T4 = 3.250	x 1.500	x	1	4.875
	TOTAL						=	18.235
	3rd FLOOR	435.363	87.072	T1 = 2.860	x 1.000	x	1	2.860
				T2 = 3.250	x 1.500	x	1	4.875
	TOTAL						=	7.735
TOTAL OF 1ST & 3RD FLOOR							=	25.970

SECOND FLOOR PLAN (BLDG. NO.2)
(SCALE 1: 100)

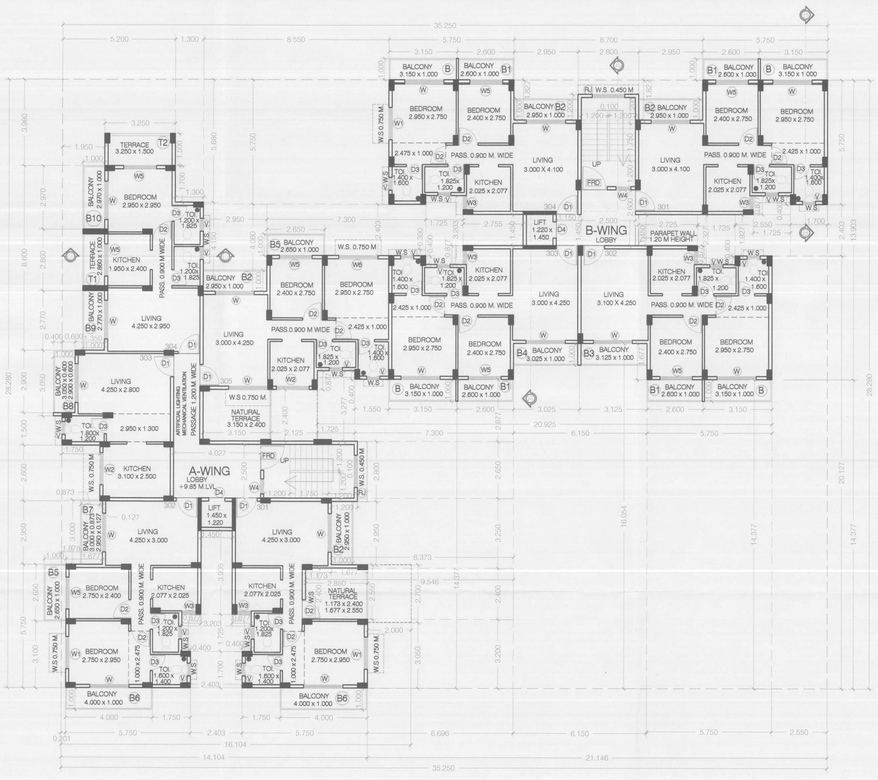

THIRD FLOOR PLAN (BLDG. NO.2)
(SCALE 1: 100)

NOTE :- ALL DIMENSIONS ARE IN METER.

SHEET NO. 4/6

STAMP OF APPROVAL

DEVELOPMENT PERMISSION GRANTED
Subject to the conditions mentioned in this office's letter No.:
CIDCO/NAINA/ Panvel/Vakadi/DP-119/cc/2015/730
Dated 01 JUL 2015
Associate Planner (NAINA)

SPECIFICATIONS

EXTERNAL WALL THICKNESS	0.150 M.
INTERNAL WALL THICKNESS	0.100 M.

DOOR / WINDOW SCHEDULE

TYPE	SIZE IN MM.	AREA IN SQ.M	DESCRIPTION
FRD	1.200 X 2.100	2.520	FIRE RESISTING DOOR
D	1.200 X 2.100	2.520	SLIDING SHUTTER
D1	1.000 X 2.100	2.100	T. W. PANELLED DOOR
D2	0.900 X 2.100	1.890	T. W. FLUSH DOOR
D3	0.750 X1.800	1.350	T. W. FLUSH DOOR
D4	0.750 X 2.100	1.575	SLIDING SHUTTER
D5	0.900 X 1.950	1.755	T. W. FLUSH DOOR
W	1.800 X 2.100	3.780	AL. SLIDING WINDOW
W1	1.500 X 1.500	2.250	AL. SLIDING WINDOW
W2	1.500 X 1.350	2.025	AL. SLIDING WINDOW
W3	0.640 X 1.600	1.024	AL. SLIDING WINDOW
W4	0.700 X 1.200	0.840	AL. SLIDING WINDOW
W5	1.500 X 2.100	3.150	AL. SLIDING WINDOW
W6	1.800 X1.500	2.700	AL. SLIDING WINDOW
V	0.600 X 0.900	0.540	AL. LOUVD. VENTILATOR
RJ	1.500 X 1.500	2.250	R.C.C. JALI

LIGHT & VENTILATION STATEMENT

ROOM	CARPET AREA SQ.M	1/6 VENTI. REQD.	PROPOSED AREA IN SQ.M.	PROPOSED TYPE
LIVING	12.750	2.125	3.780	W
BED	10.587	1.764	2.700	W6
BED	6.600	1.100	3.150	W5
KITCHEN	4.205	0.701	2.025	W2
TOILET	2.240	0.373	0.540	V
TOILET	2.190	0.365	0.540	V

PROJECT:

PLAN OF PROPOSED RESIDENTIAL BUILDING NO.-2 , IN G. NO. 3/0, AT VILLAGE - VAKADI, TAL.- PANVEL, DIST.- RAIGAD.

CONTENT OF THE SHEET:

FLOOR PLANS OF BUILDING NO. - 2 (2ND, 3RD & TERRACE FLOOR) , FLOOR AREA & BALCONY AREA CALCULATION OF 3RD FLOOR , CARPET & BUILT UP AREA STATEMENT & TERRACE AREA DOOR WINDOW SCHEDULE, LIGHT & VENTILATION STATEMENT,

OWNER:

1) MR. ARVIND DEVJI PATEL

2) MR. VASANT DEVJI PATEL

3) MR. RAMESH DEVJI PATEL

JEETENDRA PARMAR
(LE/00001/2014-15)
JEETENDRA PARMAR AND ASSOCIATES
ARCHITECTS ENGINEERS
TAKKA, PANVEL- 410206.
TL. NO. 9322472593, 022-32058876, 022-27482594
jeetendra_parmar2000@yahoo.com

JOB. NO.	JPA/R1/06/2015
FILE NAME	VAKADI SUB.
DRG. NO.	4/6
SCALE	AS SHOWN
DRN. BY	DEEPALI

BLDG NO - 3

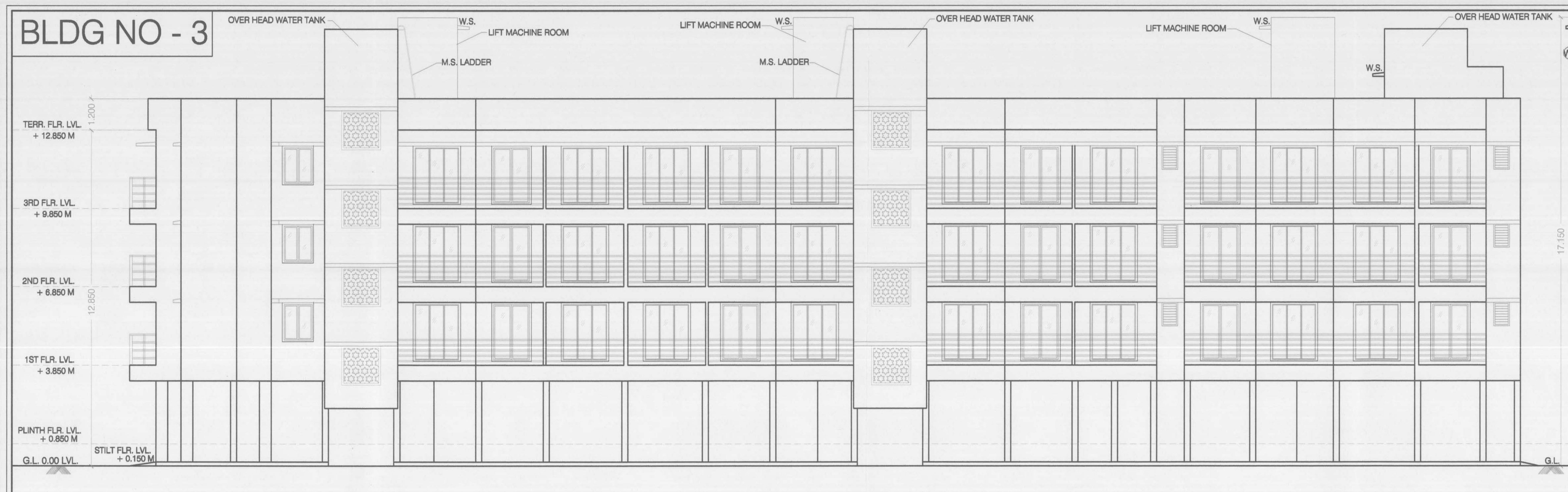

SOUTH SIDE ELEVATION (BLDG NO.3)
(SCALE 1: 100)

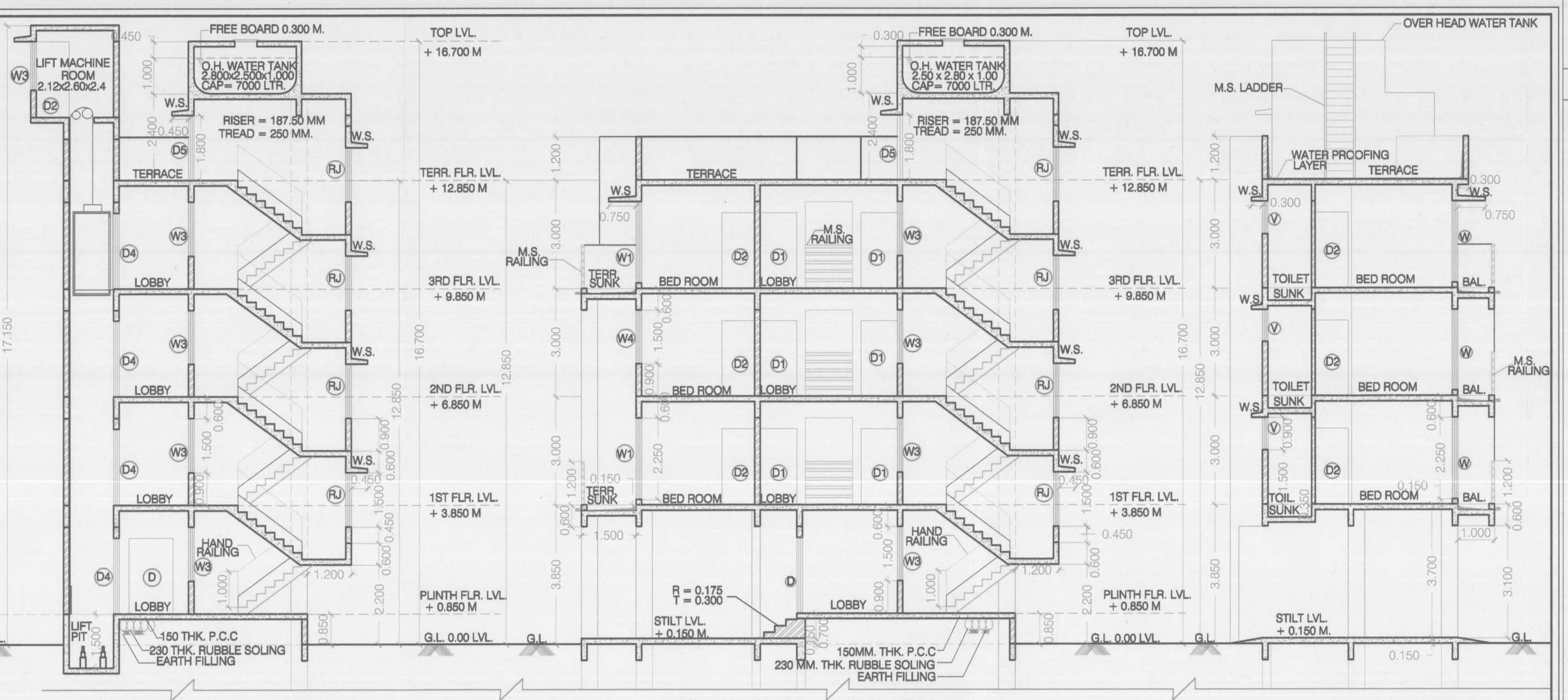

SECTION AT A-A (BLDG NO.3)
(SCALE 1: 100)

SECTION AT B-B (BLDG .NO.3)
(SCALE 1: 100)

SECTION AT C-C (BLDG .NO.3)
(SCALE 1: 100)

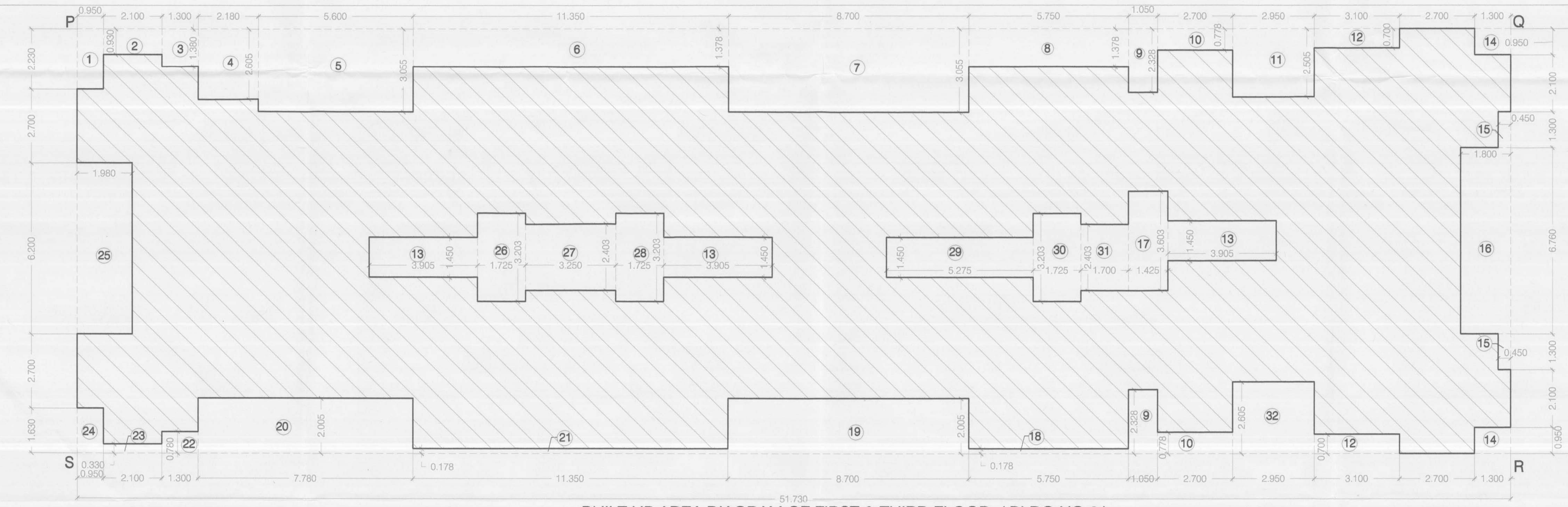

BUILT UP AREA DIAGRAM OF FIRST & THIRD FLOOR (BLDG NO.3)
(SCALE 1: 100)

BUILT UP AREA CALCULATION 1ST & 3RD FLOOR (BLDG.NO.3)

BUA CALCULATION OF 1ST & 3RD FLOOR (BLDG. NO - 3)

DESCRIPTION			LENGTH		BREADTH	No.	AREA IN SQ. M.
BLOCK (PQRS)			51.730	X	15.460	1	799.746
(A)			TOTAL				799.746
DEDUCTIONS							
1			0.950	X	2.230	=	2.119
2			2.100	X	0.930	=	1.953
3			1.300	X	1.380	=	1.794
4			2.180	X	2.605	=	5.679
5			5.600	X	3.055	=	17.108
6			11.350	X	1.378	=	15.640
7			8.700	X	3.055	=	26.579
8			5.750	X	1.378	=	7.924
9	2	X	1.050	X	2.328	=	4.889
10	2	X	2.700	X	0.778	=	4.201
11			2.950	X	2.505	=	7.390
12	2	X	3.100	X	0.700	=	4.340
13	3	X	3.905	X	1.450	=	16.987
14	2	X	1.300	X	0.950	=	2.470
15	2	X	0.450	X	1.300	=	1.170
16			1.800	X	6.760	=	12.168
17			1.425	X	3.603	=	5.134
18			5.750	X	0.178	=	1.024
19			8.700	X	2.005	=	17.444
20			7.780	X	2.005	=	15.599
21			11.350	X	0.178	=	2.020
22			1.300	X	0.780	=	1.014
23			2.100	X	0.330	=	0.693
24			0.950	X	1.630	=	1.549
25			1.980	X	6.200	=	12.276
26			1.725	X	3.203	=	5.525
27			3.250	X	2.403	=	7.810
28			1.725	X	3.203	=	5.525
29			5.275	X	1.450	=	7.649
30			1.725	X	3.203	=	5.525
31			1.700	X	2.403	=	4.085
32			2.950	X	2.605	=	7.685
(B)			TOTAL				232.965
GROSS AREA (A-B)			799.746	-	232.965	=	566.781
EXCESS BALCONY							1.383
PROPOSED AREA OF FLOOR = 566.781 + 1.383 =							568.164
PROPOSED NET AREA OF 1ST & 3RD FLOOR = (568.164 X 2)							1136.328

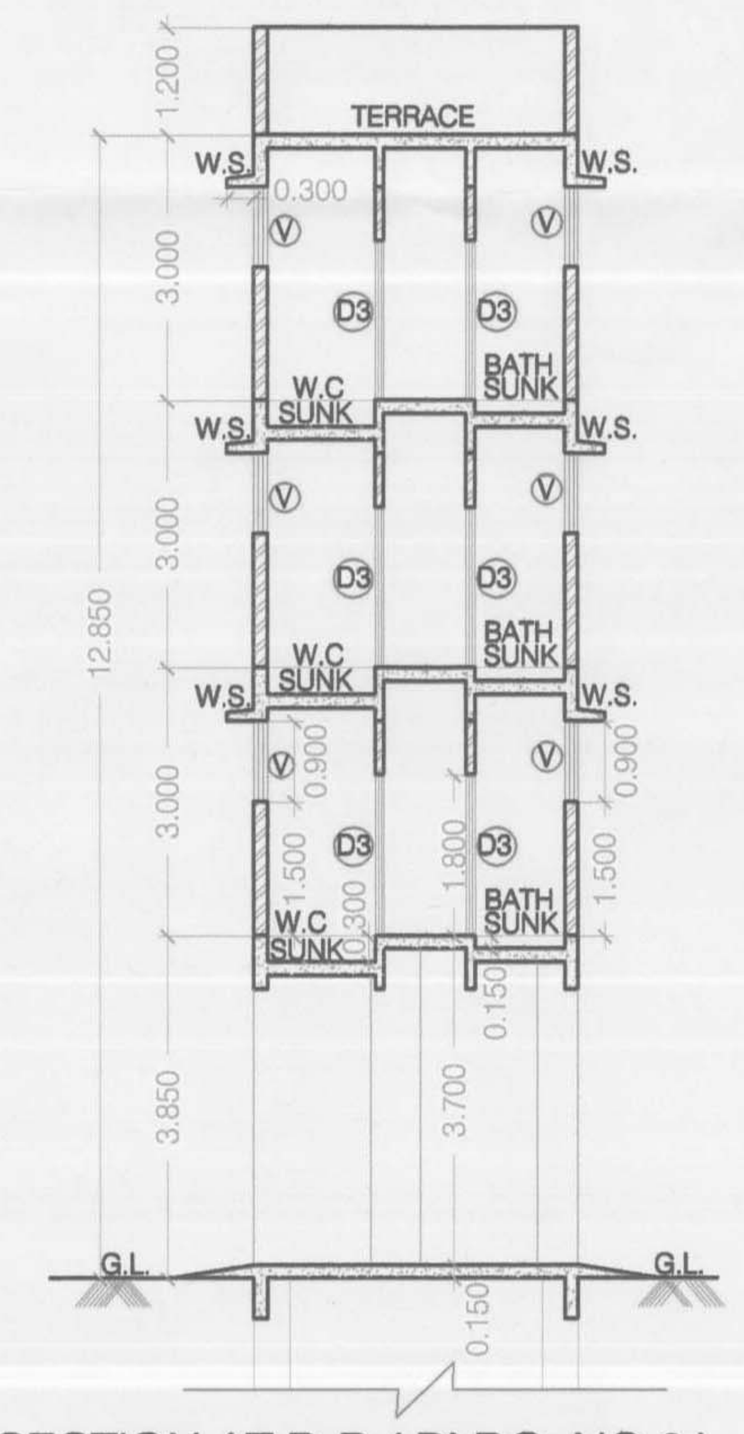

SECTION AT D-D (BLDG .NO.3)
(SCALE 1: 100)

BUILTUP AREA STATEMENT (BLDG NO 3)

FLOORS	BUA IN SQ.MT
STILT	55.634
FIRST	568.164
SECOND	568.614
THIRD	568.164
TOTAL	1760.576

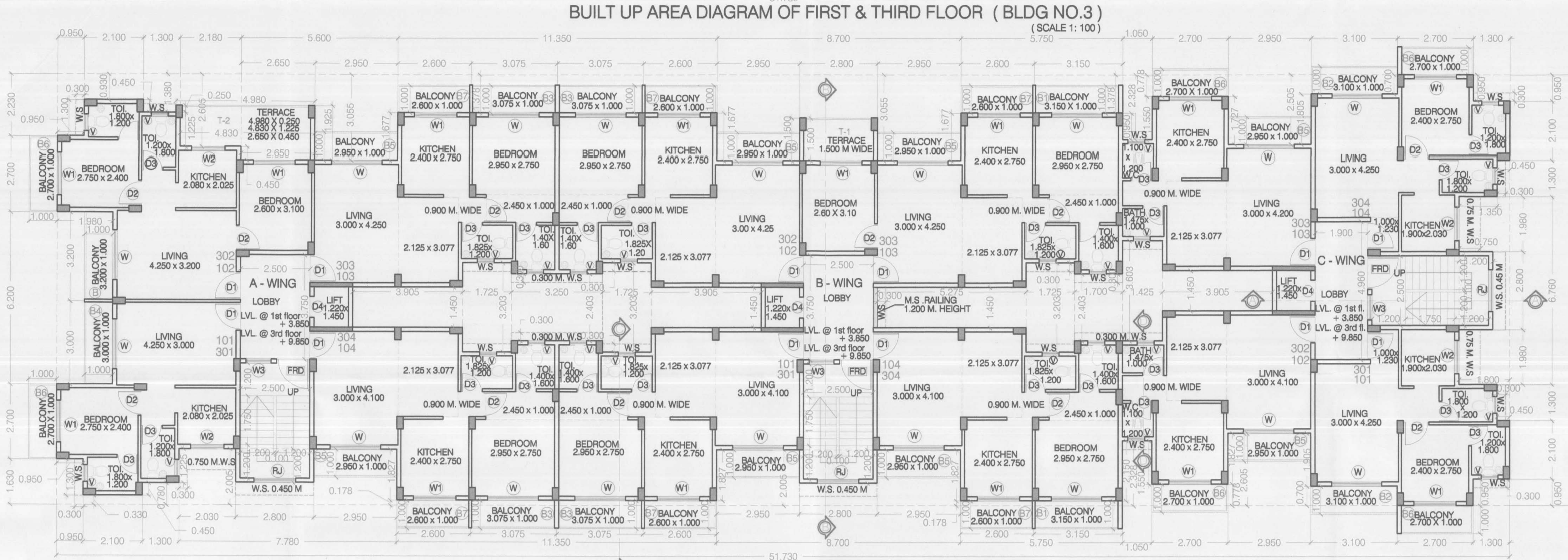

FIRST AND THIRD FLOOR PLAN (BLDG NO.3)
(SCALE 1: 100)

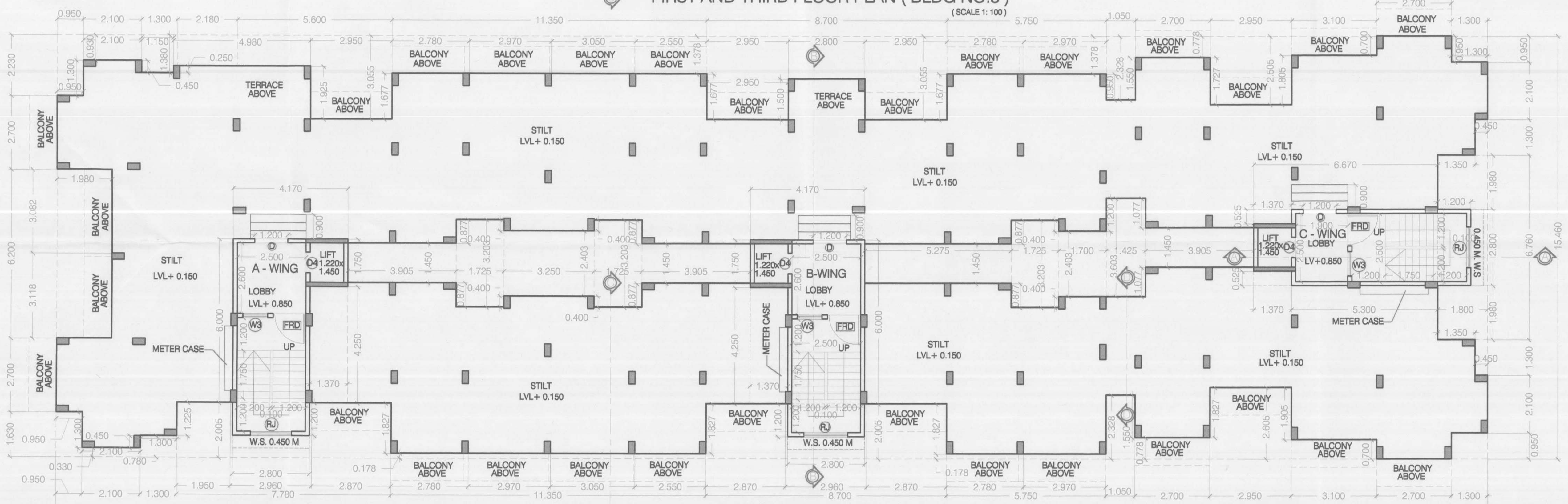

STILT FLOOR PLAN (BLDG NO.3)
(SCALE 1: 100)

CARPET & BUILTUP AREA STATEMENT (BLDG NO 3)

FLOOR	WING NO.	FLAT NO.	CARPET AREA	BALCOY AREA ENCL.	BALCOY AREA PROJECTED	TERRACE AREA	BUILTUP AREA
1ST TO 3RD	A	101 , 201, 301	30.088	–	5.700	–	34.064
		102 , 302	39.108	–	5.900	8.354	44.034
		202	39.108	–	5.900	–	43.949
		103 , 303	42.146	–	8.625	–	46.699
		203	42.146	–	8.775	–	46.783
		104, 204, 304	41.697	–	8.625	–	46.330
	B	101, 201, 301	41.697	–	8.625	–	46.330
		102 , 302	42.146	–	8.625	–	46.698
		202	42.146	–	8.775	–	46.698
		103 , 303	50.303	–	8.700	4.200	56.153
		203	50.303	–	8.850	–	56.153
		104 , 204 , 304	41.698	–	8.700	–	46.607
	C	101, 201 , 301	30.938	–	5.800	–	35.220
		102 , 202 , 302	30.043	–	5.650	–	33.784
		103 , 203 , 303	30.343	–	5.650	–	34.086
		104 , 204 , 304	30.938	–	5.800	–	35.213

* *PROPOSED BALCONY AREA ON 1ST & 3RD FLOOR (BLDG. NO - 3)*

TYPE	NOS.		LENGTH		WIDTH		AREA IN SQ. M.
B	1	X	3.200	X	1.000	=	3.200
B1	2	X	3.150	X	1.000	=	6.300
B2	2	X	3.100	X	1.000	=	6.200
B3	4	X	3.075	X	1.000	=	12.300
B4	1	X	3.000	X	1.000	=	3.000
B5	8	X	2.950	X	1.000	=	23.600
B6	6	X	2.700	X	1.000	=	16.200
B7	6	X	2.600	X	1.000	=	15.600
TOTAL						=	86.400
PERMISSIBLE BALCONY AREA ON EACH FLOOR (566.781 X 15%)						=	85.017
PROPOSED BALCONY AREA ON EACH FLOOR (FIRST & THIRD FLOOR)						=	86.400
EXCESS BALCONY = (86.400 - 85.017)						=	1.383

PROPOSED TERRACE AREA ON 1ST & 3RD FLOOR (BLDG. NO - 3)

FLOOR	WING	BUA AREA IN SQ.M	PERIMSSIBLE TERR.20 %	PROPOSED TERRACE IN SQ.M.						TOTAL
FIRST	A	566.781	113.356	T2 =	4.980	x 0.250	x	1		1.245
					4.830	x 1.225	x	1		5.916
					2.650	x 0.450	x	1		1.193
	B			T1 =	2.800	x 1.500	x	1		4.200
TOTAL										12.554
THIRD	A	566.781	113.356	T2 =	4.980	x 0.250	x	1		1.245
					4.830	x 1.225	x	1		5.916
					2.650	x 0.450	x	1		1.193
	B			T1 =	2.800	x 1.500	x	1		4.200
TOTAL										12.554
TOTAL OF FIRST & THIRD FLOOR									=	25.108

SHEET NO. 5/6

STAMP OF APPROVAL

DEVELOPMENT PERMISSION GRANTED
Subject to the conditions mentioned in this office's letter No.:
CIDCO/NAINA/ Panvel/Vakadi/BP-119/CC/2015/790
Dated 01 JUL 2015
Associate Planner (NAINA)

NOTE :- ALL DIMENSION ARE IN METERS

SPECIFICATIONS

EXTERNAL WALL THICKNESS	0.150 M.
INTERNAL WALL THICKNESS	0.100 M.

SCHEDULE OF D/W

TYPE	SIZE IN MM	AREA IN SQ.M	DESCRIPTION
FRD	1.200 x 2.100	2.520	FIRE RESISTING DOOR
D	1.200 x 2.100	2.520	SLIDING SHUTTER
D1	1.000 x 2.100	2.100	TEAK WOOD PANELLED DOOR
D2	0.900 x 2.100	1.890	TEAK WOOD PANELLED DOOR
D3	0.750 x 1.800	1.350	TEAK WOOD WATER PROOF FLUSH DOOR
D4	0.750 x 2.100	1.575	SLIDING SHUTTER
D5	0.900 x 1.800	1.620	TEAK WOOD PANELLED DOOR
W	1.800 x 2.250	4.050	AL. SLIDING WINDOW
W1	1.500 x 2.250	3.375	AL. SLIDING WINDOW
W2	1.200 x 1.500	1.800	AL. SLIDING WINDOW
W3	0.900 x 1.500	1.350	AL. SLIDING WINDOW
W4	1.500 x 1.500	2.250	AL. SLIDING WINDOW
V	0.600 x 0.900	0.540	AL. LOUVERED VENTILATOR
RJ	1.500 x 1.500	2.250	R.C.C. JALI

LIGHT / VENTILATION STATEMENT

ROOM	CARPET AREA IN SQ.M	1/6 VENTI REQD. IN SQ.M	TYPE OF WINDOW	AREA OF WINDOW PROPOSED IN SQ.M.
LIVING	19.288	3.214	W	4.050
BED RM.	10.562	1.760	W	4.050
KITCHEN	6.600	1.100	W1	3.375
TOILET	2.190	0.365	V	0.540
TOILET	2.240	0.373	V	0.540

PROJECT:

PLAN OF PROPOSED RESIDENTIAL BUILDINGS IN G. NO. 3/0, AT VILLAGE - VAKADI, TAL.- PANVEL, DIST.- RAIGAD.

CONTENT OF THE SHEET:

PLAN OF BUILDING NO. 3 (STILT FLOOR, FIRST & THIRD FLOOR) ELEVATION, SECTIONS BUA DIAGRAM & CALCULATION, BALCONY AREA STATEMENT, CARPET & B/U AREA STATEMENT, BUILTUP AREA STATEMENT, TERRACE AREA STATEMENT, SCHEDULE OF D/W, AREA STATEMENT, LIGHT/VENTILATION STATEMENT.

OWNERS:

1) MR. ARVIND DEVJI PATEL
2) MR. VASANT DEVJI PATEL
3) MR. RAMESH DEVJI PATEL

JEETENDRA PARMAR (LE)00001/2014-15

JEETENDRA PARMAR AND ASSOCIATES
ARCHITECTS ENGINEERS
A-101, "KANDPILE RESIDENCY", NEAR M.S.E.B. & FOREST OFFICE, TAKKA, PANVEL- 410206
TL. NO. 9322472593, 022-32058876. 022-27482594
jeetendra_parmar2000@yahoo.com

JOB. NO.	JPA/R1/06/2015
FILE NAME	VAKADI G.NO.3 SUB
DRG. NO.	5/6
SCALE	AS SHOWN
DRN. BY	MAHADEV NAVALE

BLDG NO - 3

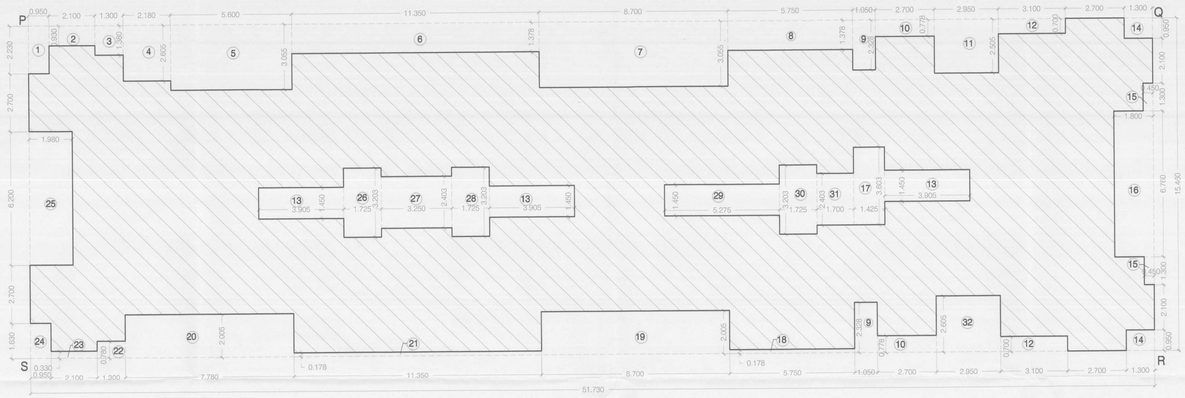

BUILT UP AREA DIAGRAM OF SECOND FLOOR (BLDG NO.3)
(SCALE 1: 100)

BUILT UP AREA CALCULATION 2 ND FLOOR (BLDG.NO.3)

BUA CALCULATION OF 2ND FLOOR (BLDG. NO - 3)

DESCRIPTION			LENGTH		BREADTH		No.	AREA IN SQ. M.
BLOCK (PQRS)			51.730	X	15.460		1	799.746
(A)			TOTAL					799.746
			DEDUCTIONS					
1			0.950	X	2.230	=		2.119
2			2.100	X	0.930	=		1.953
3			1.300	X	1.380	=		1.794
4			2.180	X	2.605	=		5.679
5			5.600	X	3.055	=		17.108
6			11.350	X	1.378	=		15.640
7			8.700	X	3.055	=		26.579
8			5.750	X	1.378	=		7.924
9	2	X	1.050	X	2.328	=		4.889
10	2	X	2.700	X	0.778	=		4.201
11			2.950	X	2.605	=		7.390
12	2	X	3.100	X	0.700	=		4.340
13	3	X	3.905	X	1.450	=		16.987
14	2	X	1.300	X	0.950	=		2.470
15	2	X	0.450	X	1.300	=		1.170
16			1.800	X	6.760	=		12.168
17			1.425	X	3.603	=		5.134
18			5.750	X	0.178	=		1.024
19			8.700	X	2.005	=		17.444
20			7.780	X	2.005	=		15.599
21			11.350	X	0.178	=		2.020
22			1.300	X	0.780	=		1.014
23			2.100	X	0.330	=		0.693
24			0.950	X	1.630	=		1.549
25			1.980	X	6.200	=		12.276
26			1.725	X	3.203	=		5.525
27			3.250	X	2.403	=		7.810
28			1.725	X	3.203	=		5.525
29			5.275	X	1.450	=		7.649
30			1.725	X	3.203	=		5.525
31			1.700	X	2.403	=		4.085
32			2.950	X	2.605	=		7.685
(B)			TOTAL					232.965
GROSS AREA (A-B)			799.746		-		=	566.781
EXCESS BALCONY								1.833
PROPOSED AREA OF SECOND FLOOR = 566.781 + 1.833								568.614

* *PROPOSED BALCONY AREA ON SECOND FLOOR (BLDG. NO - 3)*

TYPE	NOS.		LENGTH		WIDTH		AREA IN SQ. M.
B	1	X	3.200	X	1.000	=	3.200
B1	2	X	3.150	X	1.000	=	6.300
B2	5	X	3.100	X	1.000	=	15.500
B3	4	X	3.075	X	1.000	=	12.300
B4	1	X	3.000	X	1.000	=	3.000
B5	5	X	2.950	X	1.000	=	14.750
B6	6	X	2.700	X	1.000	=	16.200
B7	6	X	2.600	X	1.000	=	15.600
TOTAL						=	86.850
PERMISSIBLE BALCONY AREA ON SECOND FLOOR (566.781 X 15%)						=	85.017
PROPOSED BALCONY AREA ON SECOND FLOOR						=	86.850
EXCESS BALCONY = (86.850 - 85.017)						=	1.833

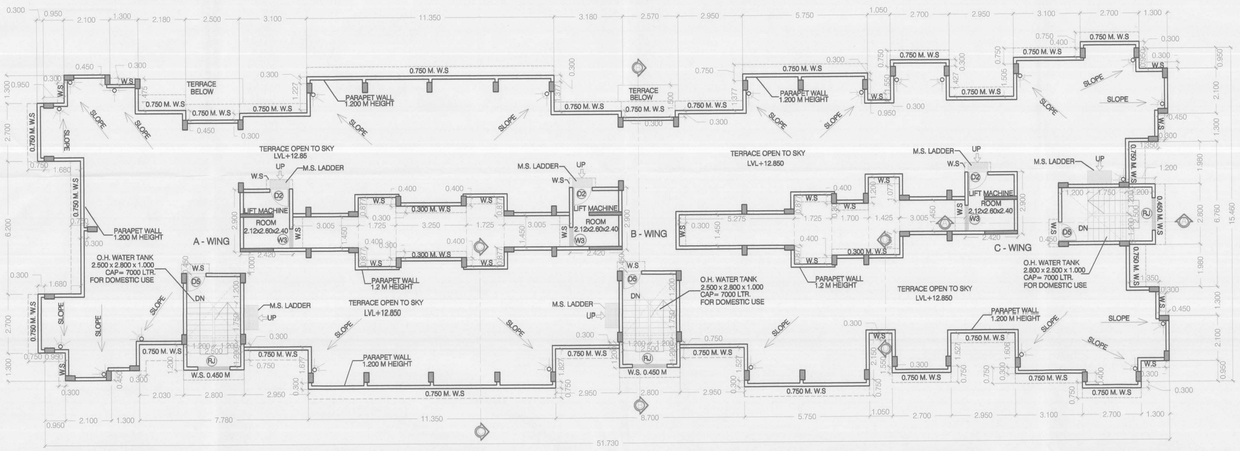

TERRACE FLOOR PLAN (BLDG NO.3)
(SCALE 1: 100)

BUILT UP AREA DIAGRAM & CALCULATION STILT FLOOR (BLDG.NO.3)

(SCALE 1: 100)

BUA CALCULATION STILT FLOOR (BLDG NO - 3)

	4.170	X	6.000		=	25.020	SQ.M.
DEDUCTION :-							
1	1.370	X	4.250		=	5.823	SQ.M.
TOTAL DEDUCTION = 1						5.823	SQ.M.
(A - WING) BUILT UP AREA = 25.020 - 5.823						19.198	SQ.M.

BUA CALCULATION STILT FLOOR (BLDG NO - 3)

	4.170	X	6.000		=	25.020	SQ.M.
DEDUCTION :-							
1	1.370	X	4.250		=	5.823	SQ.M.
TOTAL DEDUCTION = 1						5.823	SQ.M.
(B - WING) BUILT UP AREA = 25.020 - 5.823						19.198	SQ.M.

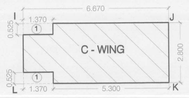

BUA CALCULATION STILT FLOOR (BLDG NO - 3)

	6.670	X	2.800		=	18.676	SQ.M.
DEDUCTION :-							
1 2 (	1.370	X	0.525	)	=	1.439	SQ.M.
TOTAL DEDUCTION = 1						1.439	SQ.M.
(C - WING) BUILT UP AREA = 18.676 - 1.439						17.238	SQ.M.
TOTAL STILT FLOOR BUILT UP AREA (WING A + WING B + WING C) = 19.198 + 19.198 + 17.238						55.634	SQ.M.

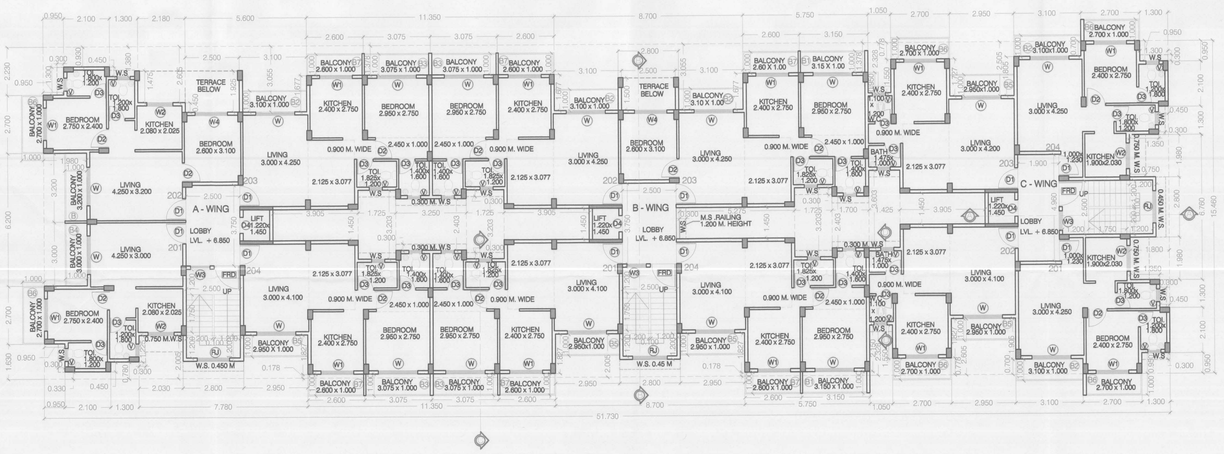

SECOND FLOOR PLAN (BLDG NO.3)
(SCALE 1: 100)

NOTE :- ALL DIMENSION ARE IN METERS

SHEET NO. 6/6

STAMP OF APPROVAL

DEVELOPMENT PERMISSION GRANTED
Subject to the conditions mentioned in this office's letter No.:
CIDCO/NAINA/ Panvel/Vakadi/BP-119/CC/2015/790
Dated 01 JUL 2015
Associate Planner (NAINA)

SPECIFICATIONS

EXTERNAL WALL THICKNESS	0.150 M.
INTERNAL WALL THICKNESS	0.100 M.

SCHEDULE OF D/W

TYPE	SIZE IN MM	AREA IN SQ.M	DESCRIPTION
FRD	1.200 x 2.100	2.520	FIRE RESISTING DOOR
D	1.200 x 2.100	2.520	SLIDING SHUTTER
D1	1.000 x 2.100	2.100	TEAK WOOD PANELLED DOOR
D2	0.900 x 2.100	1.890	TEAK WOOD PANELLED DOOR
D3	0.750 x 1.800	1.350	TEAK WOOD WATER PROOF FLUISH DOOR
D4	0.750 x 2.100	1.575	SLIDING SHUTTER
D5	0.900 x 1.800	1.620	TEAK WOOD PANELLED DOOR
W	1.800 x 2.250	4.050	AL. SLIDING WINDOW
W1	1.500 x 2.250	3.375	AL. SLIDING WINDOW
W2	1.200 x 1.500	1.800	AL. SLIDING WINDOW
W3	0.900 x 1.500	1.350	AL. SLIDING WINDOW
W4	1.500 x 1.500	2.250	AL. SLIDING WINDOW
V	0.600 x 0.900	0.540	AL. LOUVERED VENTILATOR
RJ	1.500 x 1.500	2.250	R.C.C. JALI

LIGHT / VENTILATION STATEMENT

ROOM	CARPET AREA IN SQ.M	1/6 VENTI REQD. IN SQ.M	TYPE OF WINDOW	AREA OF WINDOW PROPOSED IN SQ.M.
LIVING	19.288	3.214	W	4.050
BED RM.	10.562	1.760	W	4.050
KITCHEN	6.600	1.100	W1	3.375
TOILET	2.190	0.365	V	0.540
TOILET	2.240	0.373	V	0.540

PROJECT:

PLAN OF PROPOSED RESIDENTIAL BUILDINGS IN G. NO. 3/0, AT VILLAGE - VAKADI, TAL.- PANVEL, DIST.- RAIGAD.

CONTENT OF THE SHEET:

PLAN OF BUILDING NO. 3 (SECOND FLOOR, TERRACE FLOOR) BUA DIAGRAM & CALCULATION, BALCONY AREA STATEMENT, SCHEDULE OF D/W, BUA OF STILT FLOOR STATEMENT, LIGHT / VENTILATION STATEMENT.

OWNERS:

1) MR. ARVIND DEVJI PATEL
2) MR. VASANT DEVJI PATEL
3) MR. RAMESH DEVJI PATEL

JEETENDRA PARMAR
(ARCHITECT)
JEETENDRA PARMAR AND ASSOCIATES
ARCHITECTS ENGINEERS
A-101, "KANDPILE RESIDENCY",
NEAR M.S.E.B. & FOREST OFFICE,
TAKKA, PANVEL- 410206
TL. NO. 9322472593, 022-32058876.
022-27482594
jeetendra_parmar2000@yahoo.com

JOB. NO. JPA/R1/06/2015
FILE NAME VAKADI G.NO.3 SUB
DRG. NO. 6/6
SCALE AS SHOWN
DRN. BY MAHADEV NAVALE