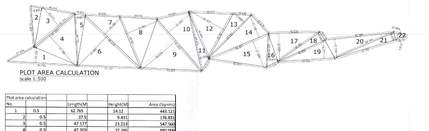

PLOT AREA CALCULATION
scale 1:500

| Plot area calculation | | | | |
|---|---|---|---|---|
| No. | | Length(M) | Height(M) | Area (Sqmtr) |
| 1 | 0.5 | 92.765 | 14.12 | 440.115 |
| 2 | 0.5 | 37.5 | 9.431 | 176.953 |
| 3 | 0.5 | 42.117 | 23.213 | 142.568 |
| 4 | 0.5 | 47.835 | 37.286 | 892.004 |
| 5 | 0.5 | 46.75 | 9.881 | 230.771 |
| 6 | 0.5 | 68.649 | 37.999 | 1304.207 |
| 7 | 0.5 | 68.649 | 20.296 | 696.719 |
| 8 | 0.5 | 50.025 | 31.085 | 777.495 |
| 9 | 0.5 | 61.825 | 40.539 | 1253.162 |
| 10 | 0.5 | 54.475 | 28.905 | 786.978 |
| 11 | 0.5 | 54.475 | 30.32 | 825.149 |
| 12 | 0.5 | 45.507 | 36.725 | 835.147 |
| 13 | 0.5 | 55.242 | 12.668 | 349.896 |
| 14 | 0.5 | 58.485 | 21.596 | 631.256 |
| 15 | 0.5 | 58.485 | 27.368 | 800.403 |
| 16 | 0.5 | 30.522 | 9.973 | 152.173 |
| 17 | 0.5 | 46.638 | 25.698 | 599.272 |
| 18 | 0.5 | 46.83 | 8.34 | 195.281 |
| 19 | 0.5 | 51.405 | 16.777 | 431.212 |
| 20 | 0.5 | 62.461 | 17.124 | 534.791 |
| 21 | 0.5 | 59.248 | 9.675 | 286.214 |
| 22 | 0.5 | 12.496 | 5.615 | 35.064 |
| TOTAL | | | | 12076.405 |

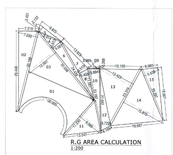

R.G AREA CALCULATION
scale 1:500

| RG AREA CALCULATIONS | | | | | |
|---|---|---|---|---|---|
| ADDITIONS | | | | | |
| AREA AS PER POLYLINE | | | | | 202.903 |
| 1 | 0.50 | x | 20.038 | x | 10.019 |
| 2 | 0.50 | x | 40.038 | x | 7.005 |
| 3 | 0.50 | x | 8.914 | x | 0.613 |
| 4 | 0.5 | x | 9.825 | x | 2.122 |
| 5 | 0.50 | x | 24.439 | x | 4.031 |
| 6 | 0.50 | x | 13.929 | x | 3.513 |
| 7 | 0.50 | x | 21.581 | x | 5.455 |
| 8 | 0.50 | x | 3.909 | x | 0.585 |
| 10 | 0.5 | x | 23.162 | x | 3.884 |
| 11 | 0.50 | x | 17.230 | x | 0.586 |
| 12 | 0.50 | x | 22.662 | x | 3.722 |
| 13 | 0.50 | x | 22.662 | x | 3.722 |
| 14 | 0.5 | x | 23.019 | x | 0.415 |
| 15 | 0.50 | x | 20.707 | x | 1.659 |
| TOTAL | | | | | 1187.618 |

| BUILT UP AREA SUMMARY IN SQ.MT. | | | | | | | |
|---|---|---|---|---|---|---|---|
| TYPE. | NO. OF BLDGS | GROUND FLOOR | FIRST FLOOR | SECOND FLOOR | THIRD FLOOR | FOURTH FLOOR | TOTAL |
| | | B.U.AREA | B.U.AREA | B.U.AREA | B.U.AREA | B.U.AREA | B.U.AREA |
| (A-TYPE) | 2 | 558.036 | 307.684 | 307.684 | 307.684 | 307.684 | 1664.772 |
| A-TYPE X2 BLDGS | | | | | | | 3329.544 |

| BUILT UP AREA SUMMARY IN SQ.MT. | | | | | | | |
|---|---|---|---|---|---|---|---|
| TYPE. | NO. OF BLDGS | GROUND FLOOR | FIRST FLOOR | SECOND FLOOR | THIRD FLOOR | FOURTH FLOOR | TOTAL |
| | | B.U.AREA | B.U.AREA | B.U.AREA | B.U.AREA | B.U.AREA | B.U.AREA |
| (B-TYPE) | 2 | 217.923 | 217.923 | 217.923 | 217.923 | 217.923 | 1089.615 |
| B-TYPE X2 BLDGS | | | | | | | 2179.230 |

TOTAL BUA OF TYPE A AND TYPE B BUILDINGS 5508.774

| BALCONY AREA STATEMENT * - PLEASE REFER OF PROFORMA - I | | | |
|---|---|---|---|
| A-TYPE (BLDG NO. 1c & 3) | | | |
| FLOORS | PERMISSIBLE BALCONY | PROPOSED BALCONY AREA ENCL. | OPEN BALCONY | TOTAL PROPOSED BALCONY AREA |
| GROUND | 29.105 | 13.233 | - | 13.233 |
| FIRST | 55.153 | 19.232 | 34.844 | 54.076 |
| SECOND | 55.153 | 19.232 | 34.844 | 54.076 |
| THIRD | 55.153 | 19.232 | 34.844 | 54.076 |
| FOURTH | 55.153 | 19.232 | 34.844 | 54.076 |
| TOTAL | 249.717 | 90.161 | 139.375 | 229.537 |
| TOTAL BALCONY AREA FOR A-TYPE BUILDINGS X2 | | | | 459.074 |

| BALCONY AREA STATEMENT * - PLEASE REFER OF PROFORMA - I | | | |
|---|---|---|---|
| B-TYPE (BLDG NO. 2c -3) | | | |
| FLOORS | PERMISSIBLE BALCONY | PROPOSED BALCONY AREA ENCL. | OPEN BALCONY | TOTAL PROPOSED BALCONY AREA |
| GROUND | 32.688 | 14.014 | 18.342 | 32.356 |
| FIRST | 32.688 | 14.014 | 18.342 | 32.356 |
| SECOND | 32.688 | 14.014 | 18.342 | 32.356 |
| THIRD | 32.688 | 14.014 | 18.342 | 32.356 |
| FOURTH | 32.688 | 14.014 | 18.342 | 32.356 |
| TOTAL | 163.440 | 70.070 | 91.710 | 161.780 |
| TOTAL BALCONY AREA FOR B-TYPE BUILDINGS X2 | | | | 323.560 |

| TENEMENT AREA STATEMENT | | | | | | |
|---|---|---|---|---|---|---|
| Flat /shop No | Carpet Area IN SQM. | BALCONY AREA ENCLOSED BALCONY | OPEN BALC | PROPOSED TERRACE | B/U Area UNIT | NO OF UNITS | TOTAL B/U Area |
| A- TYPE (BLDG NO- 1) (A-WING) | | | | | | | |
| 101,201,301,401 | 31.64 | 3 | | 4.52 | 35.336 | 4 | 141.344 |
| 102,202,302,402 | 48.753 | - | 8.186 | 2.628 | 54.22 | 4 | 216.88 |
| 201,401,204,404 | 31.64 | 3 | | - | 35.336 | 4 | 141.344 |
| 202,402,203,403 | 48.753 | - | 8.186 | - | 54.22 | 4 | 216.88 |
| (B-WING) | | | | | | | |
| 001, 004 | 25.626 | 6.016 | - | - | 29.117 | 2 | 58.234 |
| 002, 003 | 40.463 | - | - | - | 46.305 | 2 | 92.61 |
| 101, 104, 201, 204 | 40.463 | 6.016 | - | - | 46.875 | 4 | 187.504 |
| 102,202,103,203 | 40.463 | - | 8.636 | 4.836 | 46.875 | 4 | 187.504 |
| 201,401,204,404 | 25.626 | 6.016 | - | - | 29.117 | 4 | 116.468 |
| 202,402,203,403 | 40.463 | - | 8.636 | - | 46.305 | 4 | 185.22 |
| TOTAL | | | | | | | 1468.74 |
| A- TYPE X 2 BLDGS (1 & 3) | | | | | | | 2937.48 |
| STAIRCASE,LOBBY & LIFT AREA X2 BLDGS (1&3) | | | | | | | 392.064 |
| TOTAL BUA OF A-TYPE BUILDINGS | | | | | | | 3329.544 |

| TENEMENT AREA STATEMENT | | | | | | |
|---|---|---|---|---|---|---|
| Flat /shop No | Carpet Area IN SQM. | BALCONY AREA ENCLOSED BALCONY | OPEN BALC | PROPOSED TERRACE | B/U Area | NO OF UNITS | TOTAL B/U Area |
| B-TYPE (BLDG NO-2) | | | | | | | |
| 001, 004 | 44.962 | 7.007 | - | - | 50.19 | 2 | 100.38 |
| 002, 003 | 41.423 | - | 3.306 | - | 47.301 | 2 | 94.602 |
| 101,201,104,204 | 44.962 | 7.007 | - | 6.195 | 50.19 | 4 | 200.76 |
| 102,202,103,203 | 41.423 | - | 9.172 | 4.896 | 47.301 | 4 | 189.204 |
| 201,401,204,404 | 44.962 | 7.007 | - | 5.983 | 50.19 | 4 | 200.760 |
| 202,402,203,403 | 41.423 | - | 9.172 | - | 47.301 | 4 | 189.204 |
| TOTAL | | | | | | | 974.932 |
| B-TYPE X 2 BLDGS (2 & 4) | | | | | | | 1949.82 |
| STAIRCASE,LOBBY & LIFT AREA X2 BLDGS (1&4) | | | | | | | 229.41 |
| TOTAL BUA OF A-TYPE BUILDINGS | | | | | | | 2179.23 |

| TERRACE AREA STATEMENT | | |
|---|---|---|
| A-TYPE (BLDG NO-1-4B) | | |
| FLOORS | PERMISSIBLE TERRACE | PROPOSED TERRACE |
| FIRST | 73.537 | 24.489 |
| SECOND | | |
| THIRD | 73.537 | 24.489 |
| FOURTH | | |
| TOTAL | 147.074 | 48.978 |
| TOTAL TERRACE AREA OF A-TYPE BLDG X 2 | 294.148 | 97.956 |

| TERRACE AREA STATEMENT | | |
|---|---|---|
| B-TYPE (BLDG NO-2 + 4) | | |
| FLOORS | PERMISSIBLE TERRACE | PROPOSED TERRACE |
| FIRST | 45.185 | 22.182 |
| SECOND | 42.585 | 7.966 |
| THIRD | 45.185 | 22.182 |
| FOURTH | 42.585 | 7.966 |
| TOTAL | 174.54 | 60.296 |
| TOTAL TERRACE AREA OF B-TYPE BLDG X2 | 348.68 | 120.592 |

| PARKING STATEMENT * - PLEASE REFER OF PROFORMA - I | | | | | | | | |
|---|---|---|---|---|---|---|---|---|
| TENEMENTS SIZE B/UP AREA | NO. OF TENEMENTS | REQUIRED PARKING RATE | REQUIRED NO OF PARKING SPACES | | PROPOSED PARKING SPACES | | | |
| | | | NO OF CARS | NO OF SCOOTER | NO OF CYCLE | NO OF CARS | NO OF SCOOTER | NO OF CYCLE |
| UPTO 50 | 76 | 1 ECS/TENEMENT | 12.5 Spaces | 2.0 Spaces | 0.75 Spaces | 12.5 Spaces 12.5 x 1 = 12 | 2.0 Spaces 2.0 x 1 = 2 | 0.75 Spaces 0.75 x 1 = 0.75 |
| 50 TO 100 | 36 | 1 ECS/TENEMENT | 36 | 36 | 36 | - | - | - |
| ABOVE 100 | 30 | 1 ECS/TENEMENT | 30 | 30 | 30 | - | - | - |
| AS PER SCHEME(ADDITIONAL PARKING AS PER REGULATION FOR INCENTIVE FSI,DEEN BANDHU PARKING REGULATION NO. 36 ) REQUIRED NO. OF PARKING SHALL BE INCREASED BY 50% IN PROPORTION OF FSI AREA | | 1 ECS/TENEMENT | 12 X 1.5 = 18 | 12X1.5 = 27/2 | 12X1.5 = 27/2 | 18 | 27/2 | 27/2 |
| COMMERCIAL | | | | | | | | |
| EVERY 100 SQM | | FOR 100 SQM. CARPET AREA OR FRACTION THERE OF | - | - | - | - | - | - |
| AS PER SCHEME(ADDITIONAL PARKING AS PER REGULATION NO. 36 ) REQUIRED NO. OF PARKING SHALL BE INCREASED BY 50% IN PROPORTION OF FSI AREA | | | - | - | - | - | - | - |
| TOTAL PARKING PROVIDED | | | 78 | 27/2 | 27/2 | 18 | 27/2 | 27/2 |

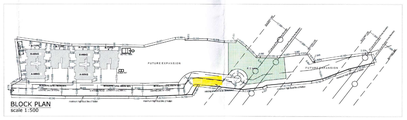

BLOCK PLAN
scale 1:500

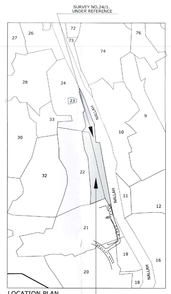

LOCATION PLAN
scale-nts

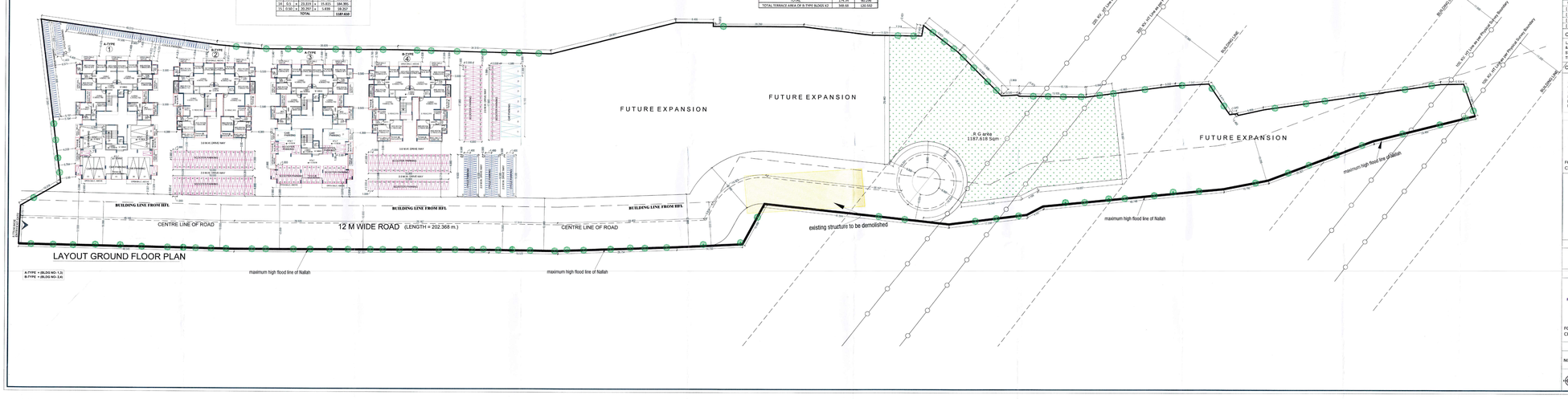


LAYOUT GROUND FLOOR PLAN

STAMP OF APPROVAL

01/06

DEVELOPMENT PERMISSION GRANTED
Subject to the conditions mentioned
in the office's letter No:
CIDCO/BP-[illegible]/CC/2015/[illegible] dated
Dated : 9 NOV 2015
Valid upto : [illegible]
Associate Planner [illegible]

| Sr. No. | Item | Site Plan on white Print | Building Plan White Print |
|---|---|---|---|
| 1 | Plot Line | | |
| 2 | R. G. Area | | |
| 3 | Proposed Work | | |
| 4 | structure to be demolish | | |
| 5 | Hydrant | | |
| 6 | car parking (small) | | |
| 7 | scooter parking | | |
| 8 | cycle parking | | |

PROFORMA - I

| Area Statement | | | Area in Sqmt. |
|---|---|---|---|
| 1 | a) | Area of Plot as Per 7/12 | = 12700.000 |
| | b) | Area of Plot as Per TLR (Binamal) | = 12659.750 |
| | c) | Area of Plot Considered (Least of (a) & (b)) | = 12700.000 |
| [ A ] | Area Statement For | | |
| 2 | | Area of Plot as Per Triangulation | = 12076.405 |
| 3 | Deductions For | | |
| | a) | Existing Road /Vith Widening | = NIL |
| | b) | Proposed Road | = NIL |
| | c) | Area Under Reservations, if any | = NIL |
| | | Total ( a + b + c ) | = 0.000 |
| 4 | Gross Area of The Plot ( 1 c - 3 ) | | = 12700.000 |
| 5 | Deduction For Amenity Space (5% of 4) | | = N. A. |
| 6 | RG / Open Spaces Required (10% of 4) | | = 1270.000 |
| 7 | Net Area of Plot ( 4 - 5 ) x 90% | | = 9630.000 |
| 8 | Permissible FSI. | | = 1.00 |
| 9 | Permissible Built Up Area ( 7 x 8 ) | | = 9630.000 |
| 10 | Amenity Space Provided | | = N. A. |
| 11 | RG / Open Spaces Provided | | = 1187.618 |
| 12 | Proposed Built Up Area | | = 5508.774 |
| 13 | Balance Built Up Area ( 9 - 12 ) | | = 4121.226 |
| 14 | FSI Consumed ( 12 / 7 ) | | = 0.572 |
| 15 | FSI Balanced ( 8 - 14 ) | | = 0.428 |
| 16 | No of Units Proposed | | |
| | a) | Residential | = 112 |
| | b) | Commercial | = Nil |
| 17 | No of Trees Proposed To be Planted per 100 sqmt | | = 107 Nos |
| [ B ] | Balcony Area Statement | | = ✱ |
| [ C ] | TDR | | = N. A. |
| [ C ] | Parking Statement | | = ✱ ✱ |
| [ E ] | Loading / Unloading Spaces | | = N. A. |

CONTENTS OF SHEET : -

LAYOUT GROUND FLOOR PLAN , LOCATION PLAN, PLOT AREA DIAGRAM & CALCULATION ,R.G AREA DIAGRAM & CALCULATION,TENEMENT AREA STATEMENT,PARKING AREA STATEMENT, BUILT UP AREA, BALCONY & TERRACE AREA STATEMENT.

CERTIFICATE OF AREA : -

CERTIFIED THAT THE PLOT UNDER REFERENCE WAS SURVEYED BY ME ON 15/03/2015 AND THE DIMENSIONS OF SIDE ETC. OF PLOT STATED ON PLAN ARE AS MEASURED ON SITE AND THE AREA SO WORKED OUT TALLIES WITH THE AREA STATED IN DOCUMENT OF OWNERSHIP/T.P. SCHEME RECORDS/ LAND RECORDS DEPARTMENT /CITY SURVEY RECORD.

| NAME & SIGN OF OWNER. | SIGNATURE OF ARCHITECT. |
|---|---|
| For CHOICE BUILDCON PVT. LTD. Authorised Signatory / Director. FOR CHOICE BUILDCON PVT LTD | RAJESH R. ARCHITECT 1/13, MAHAVIR CENTRE, SECTOR NO. - 17, VASHI, NAVI MUMBAI - 400 703. Ar. RAJESH R . C . |

DESCRIPTION OF PROPOSAL & PROPERTY

PROPOSED RESIDENTIAL COMPLEX ON
SURVEY NO. 22 / 2 & 24 / 1
AT VILLAGE - REES, TALUKA - KHALAPUR, DISTRICT - RAIGAD.

| NAME & SIGN OF OWNER. | SIGNATURE OF ARCHITECT. |
|---|---|
| For CHOICE BUILDCON PVT. LTD. Authorised Signatory / Director. FOR CHOICE BUILDCON PVT LTD | RAJESH R. ARCHITECT 1/13, MAHAVIR CENTRE, SECTOR NO. - 17, VASHI, NAVI MUMBAI - 400 703. Ar. RAJESH R . C . |

NAME OF ARCHITECT.

RAJESH R.C.

1/13, MAHAVIR CENTRE,
SECTOR NO. - 17, VASHI,
NAVI MUMBAI.
TEL:- 2789 2629 / 25

| | | |
|---|---|---|
| NORTH | DRG. No. | |
| | SCALE | 1 : 200 |
| | JOB. No. | |
| | DRN BY | MOHAIDEEN |
| | CHD BY | GEET A. C. |
| | DATE | 09/11/2015 |

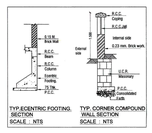


TYP.ECENTRIC FOOTING SECTION
SCALE : NTS

TYP. CORNER COMPOUND WALL SECTION
SCALE : NTS

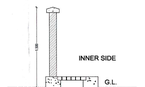


TYPICAL SECTION OF S.W. DRAIN LINE/ COMPOUND WALL
SCALE : NTS

WATER CAPACITY CALCULATION (Zone. TYPE - A & Zone. TYPE - B BUILDINGS)

| TOTAL FLATS | REQUIRED WATER (DOMESTIC 150 LTRS + FLUSHING 45 LTRS) | ADDITIONAL WATER 150 LTRS | TOTAL LITERS |
|---|---|---|---|
| 112 | 195 x 5 x 112 | 112 x 150 | 126000 |
| TOTAL REQUIRED WATER CAPACITY 126000 LITERS | | | |
| PROPOSED U.G WATER TANK | | | 120000 LTRS. |
| 11.0 x 4.200 x 2.7 | | | |
| PROPOSED O.H WATER TANK | | | |
| TYPE - A | [ [ 2.320 x 4.600 ] x 2.000 ] + [ [ 1.780 x 2.015 x 2.000 ] + [ [ 2.320 x 4.160 x 1.815 ] / 2 ] ] x 2 | | 62000 .000 |
| TYPE - B (2 - Nos.) | [ 2.500 x 5.010 x 1.835 ] x 2 | | 46000 .000 |
| TOTAL | | | 128000 LTRS. |

SEPTIC TANK REQUIREMENT

| Sr. No. | DESCRIPTION | POPULATION PER UNIT | TOTAL POPULATION (APPROX) | COLD WATER REQUIREMENT FLUSHING (LD) | COLD WATER REQUIREMENT DOMESTIC (LD) | GROSS WATER REQUIRE-MENT (A+B) | % FLOW TO SEWER FLUSHING 100% | % FLOW TO SEWER DOMESTIC 85% | TOTAL FLOW | TOTAL REQUIRED CAPACITY | TOTAL PROVIDED CAPACITY |
|---|---|---|---|---|---|---|---|---|---|---|---|
| | | | | LPD | LPD | LPD | LPD | LPD | LPD | KLPD | KLPD |
| 1. | FLATS(112) [Zone.TYPE - A & Zone.TYPE - B BUILDINGS] | 5 | 560 | 45 | 25200 | 90 | 50400 | 75600 | 25200 | 65500 | 72.000 |
| 2. | | | | | | | | | | | |
| | TOTAL | | | | | | | | | 65.500 | 72.000 |

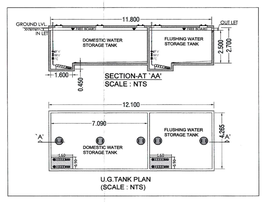


SECTION-AT "AA"
SCALE : NTS

U.G.TANK PLAN
(SCALE : NTS)

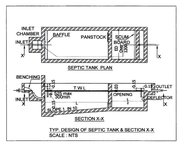


TYP. DESIGN OF SEPTIC TANK & SECTION X-X
SCALE : NTS

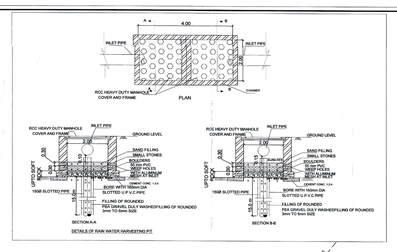


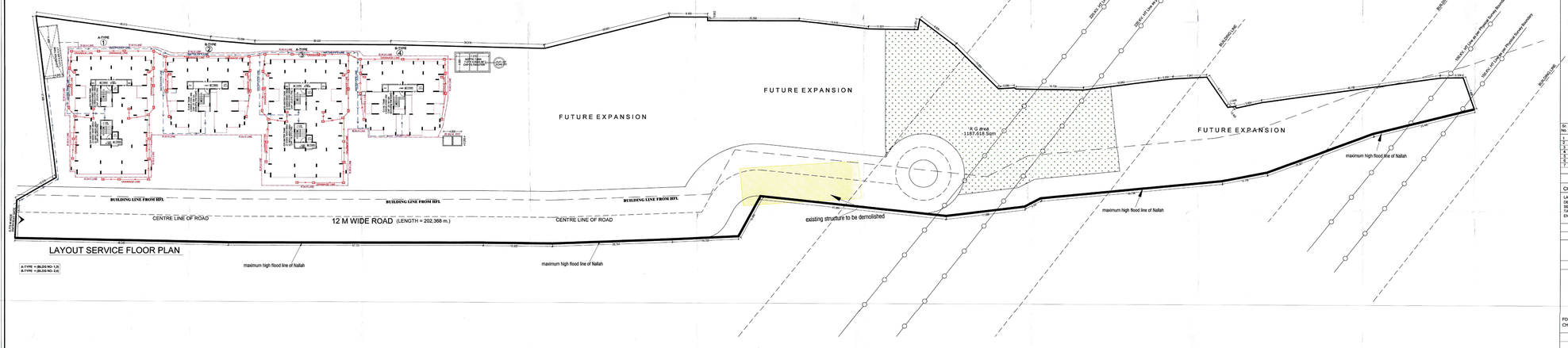


LAYOUT SERVICE FLOOR PLAN

A-TYPE = (BLDG NO- 1,3)
B-TYPE = (BLDG NO- 2,4)

STAMP OF APPROVAL

DEVELOPMENT PERMISSION GRANTED
Subject to the conditions mentioned
in the attached sheet
CIDCO/Panvel/NA/Rajesh/Choice/Residency
Date: 23 NOV 2015
Assistant Planner (NAINA)

| Sr. No. | Item | Site Plan on white Print | Building Plan White Print |
|---|---|---|---|
| 1 | Plot Line | | |
| 2 | R. G. Area | | |
| 3 | Proposed Work | | |
| 4 | Structure to be demolish | | |
| 5 | Drainage line | | |
| 6 | R.W.H Line | | |
| 7 | Drainage Line | | |

CONTENTS OF SHEET : -

LAYOUT SERVICE FLOOR PLAN, SEPTIC TANK, U.G. WATER TANK, BUILD. COMPOUND WALL, SECTION DETAILS, RAIN WATER HARVESTING TANK , U.G. WATER TANK DETAILS & ENTRANCE GATE

DESCRIPTION OF PROPOSAL & PROPERTY

PROPOSED: RESIDENTIAL COMPLEX ON
SURVEY NO. 22 / 2 & 24 / 1
AT VILLAGE - REES, TALUKA - KHALAPUR, DISTRICT - RAIGAD.

NAME & SIGN OF OWNER. | SIGNATURE OF ARCHITECT.

For CHOICE BUILDCON PVT. LTD
Authorised Signatory / Director

FOR
CHOICE BUILDCON PVT LTD

Ar. RAJESH R . C .

NAME OF ARCHITECT.

| | | |
|---|---|---|
| NORTH | DRG. No. | |
| | SCALE | 1 : 200 |
| | JOB. No. | |
| | DRN BY | MOHAIDEEN |
| | CHD BY | GEET A. C. |
| | DATE | 09/11/2015 |

RAJESH R.C.
1/12, MAHAVIR CENTRE,
SECTOR NO.-17, VASHI,
NAVI MUMBAI.
TEL.-2789 2629 / 25

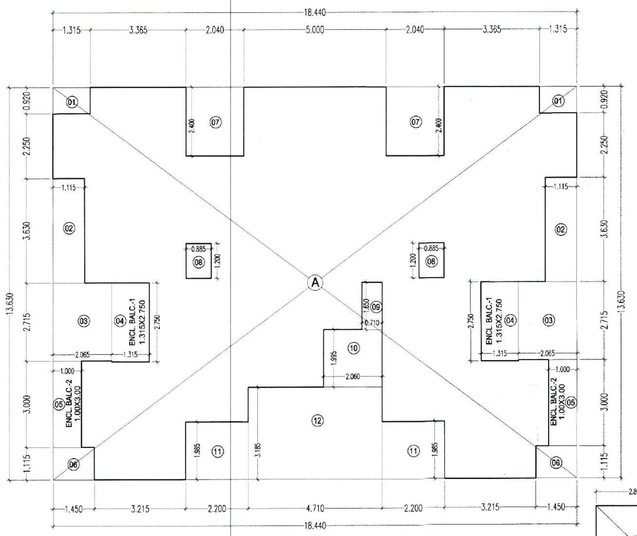

LINE DIAGRAM FOR GROUND FLOOR PLAN SCALE 1:100
TYPE - A

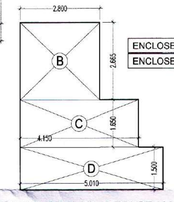

STILT FLOOR AREA DIAGRAM
SCALE 1:100

| TYPE A | | | | | | | |
|---|---|---|---|---|---|---|---|
| **Built Up Area Calculation for Ground floor** | | | | | | | |
| Area Of Block | | | | | | | Sqmt. |
| A | 18.440 | x | 13.630 | x | 1 | = | 251.337 |
| B | 2.800 | x | 2.665 | x | 1 | = | 7.462 |
| C | 4.150 | x | 1.650 | x | 1 | = | 6.848 |
| D | 5.010 | x | 1.500 | x | 1 | = | 7.515 |
| | | | | Total | | = | 273.162 |
| Deductions | | | | | | | |
| 1 | 1.315 | X | 0.920 | X | 2 | = | 2.420 |
| 2 | 1.115 | X | 3.630 | X | 2 | = | 8.095 |
| 3 | 2.065 | X | 2.715 | X | 2 | = | 11.213 |
| 4 | 1.315 | X | 2.750 | X | 2 | = | 7.233 |
| 5 | 1.000 | X | 3.000 | X | 2 | = | 6.000 |
| 6 | 1.450 | X | 1.115 | X | 2 | = | 3.234 |
| 7 | 2.040 | X | 2.400 | X | 2 | = | 9.792 |
| 8 | 0.885 | X | 1.200 | X | 2 | = | 2.124 |
| 9 | 0.710 | X | 1.650 | X | 1 | = | 1.172 |
| 10 | 2.060 | X | 1.995 | X | 1 | = | 4.110 |
| 11 | 2.200 | X | 1.985 | X | 2 | = | 8.734 |
| 12 | 4.710 | X | 3.185 | X | 1 | = | 15.001 |
| | | | | Total | | = | 79.126 |
| Net Built Up Area | | | | | | | |
| | 273.162 | - | 79.126 | | | = | 194.036 |
| Permissible Balcony Area | | | | | | | |
| | 194.036 | X | 15 | % | | = | 29.105 |
| Proposed Balcony Area | | | | | | | |
| ENCLOSED BAL | B1 | 2.750 | X | 1.315 | X | 2 | = | 7.233 |
| ENCLOSED BAL | B2 | 3.000 | X | 1.000 | X | 2 | = | 6.000 |
| | | | | Total | | | = | 13.233 |

| Terrace Area Statement | | | | | | | |
|---|---|---|---|---|---|---|---|
| Permissible Terrace Area | | | | | | | |
| | 367.684 | X | 20 | % | | = | 73.537 |
| Proposed Terrace Area ( 1st & 3rd Floor ) | | | | | | | |
| T1 | 2.040 | X | 2.400 | X | 2 | = | 9.792 |
| T2 | 1.665 | X | 2.715 | X | 2 | = | 9.041 |
| T3 | 4.580 | X | 1.235 | X | 1 | = | 5.656 |
| | | | Total | | | = | 24.489 |
| | | | TOTAL TERRACE AREA | | | = | 48.978 |

## TYPE - A

### BUILT UP AREA STATEMENT

| FLOORS | NET BUILT UP AREA (1) | PERMISSIBLE BALCONY (2) | PROPOSED BALCONY (3) | EXCESS BALCONY (4) |
|---|---|---|---|---|
| GROUND | 194.036 SQ.M. | 29.105 SQ.M. | 13.233 SQ.M. | - |
| FIRST | 367.684 SQ.M. | 55.153 SQ.M. | 54.078 SQ.M. | - |
| 2ND | 367.684 SQ.M. | 55.153 SQ.M. | 54.078 SQ.M. | - |
| 3RD | 367.684 SQ.M. | 55.153 SQ.M. | 54.078 SQ.M. | - |
| 4TH | 367.684 SQ.M. | 55.153 SQ.M. | 54.078 SQ.M. | - |
| TOTAL | 1664.772 SQ.M. | 249.717 SQ.M. | 229.545 SQ.M. | - |

| TYPE A | | | | | | | |
|---|---|---|---|---|---|---|---|
| **Built Up Area Calculation for 1st to 4th floor** | | | | | | | |
| Area Of Block | | | | | | | Sqmt. |
| A | 18.440 | x | 27.110 | x | 1 | = | 499.908 |
| Deductions | | | | | | | |
| 1 | 1.315 | X | 0.920 | X | 4 | = | 4.839 |
| 2 | 1.115 | X | 3.630 | X | 4 | = | 16.190 |
| 3 | 2.065 | X | 2.715 | X | 2 | = | 11.213 |
| 4 | 1.315 | X | 2.750 | X | 2 | = | 7.233 |
| 5 | 1.000 | X | 3.000 | X | 4 | = | 12.000 |
| 6 | 1.450 | X | 2.080 | X | 2 | = | 6.032 |
| 7 | 1.665 | X | 2.715 | X | 2 | = | 9.041 |
| 8 | 2.040 | X | 2.400 | X | 2 | = | 9.792 |
| 9 | 0.885 | X | 1.200 | X | 2 | = | 2.124 |
| 10 | 0.710 | X | 1.650 | X | 2 | = | 2.343 |
| 11 | 2.060 | X | 1.995 | X | 1 | = | 4.110 |
| 12 | 2.200 | X | 3.000 | X | 2 | = | 13.200 |
| 13 | 4.710 | X | 5.400 | X | 1 | = | 25.434 |
| 14 | 2.060 | X | 1.465 | X | 1 | = | 3.018 |
| 15 | 4.580 | X | 1.235 | X | 1 | = | 5.656 |
| | | | Total | | | = | 132.224 |
| Net Built Up Area | | | | | | | |
| | 499.908 | - | 132.224 | | | = | 367.684 |
| Permissible Balcony Area | | | | | | | |
| | 367.684 | X | 15 | % | | = | 55.153 |
| Proposed Balcony Area | | | | | | | |
| OPEN BALCONY | B1 | 2.665 | X | 1.115 | X | 4 | = | 11.886 |
| ENCLOSED BAL | B2 | 2.750 | X | 1.315 | X | 2 | = | 7.233 |
| ENCLOSED BAL | B3 | 3.000 | X | 1.000 | X | 4 | = | 12.000 |
| OPEN BALCONY | B4 | 3.365 | X | 1.000 | X | 2 | = | 6.730 |
| OPEN BALCONY | B5 | 2.500 | X | 1.000 | X | 2 | = | 5.000 |
| OPEN BALCONY | B6 | 3.215 | X | 1.000 | X | 2 | = | 6.430 |
| OPEN BALCONY | B7 | 2.400 | X | 1.000 | X | 2 | = | 4.800 |
| | | | Total | | | = | 54.078 |

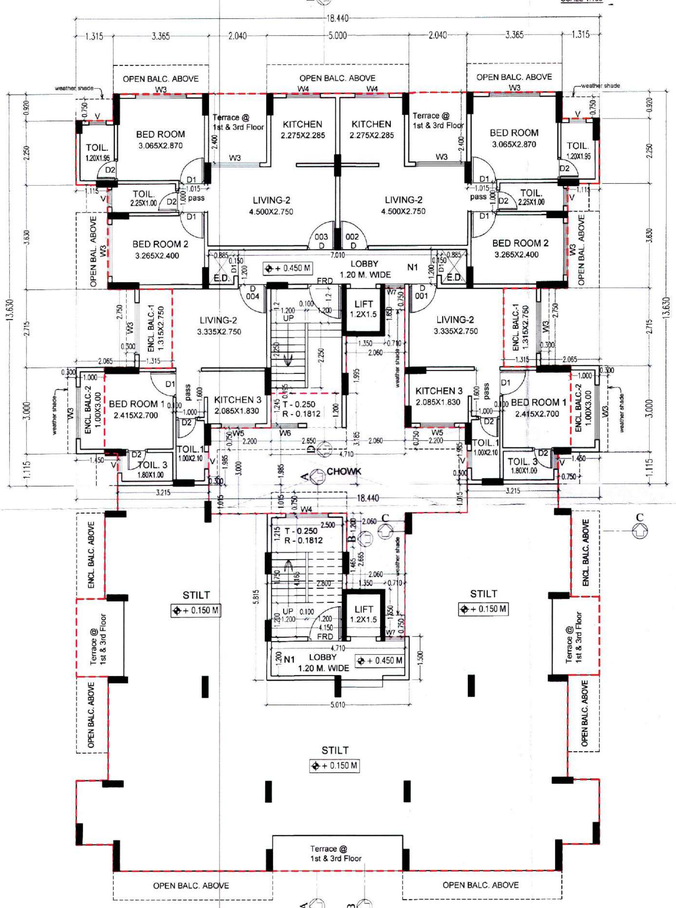

GROUND FLOOR PLAN SCALE 1 : 100
TYPE - A

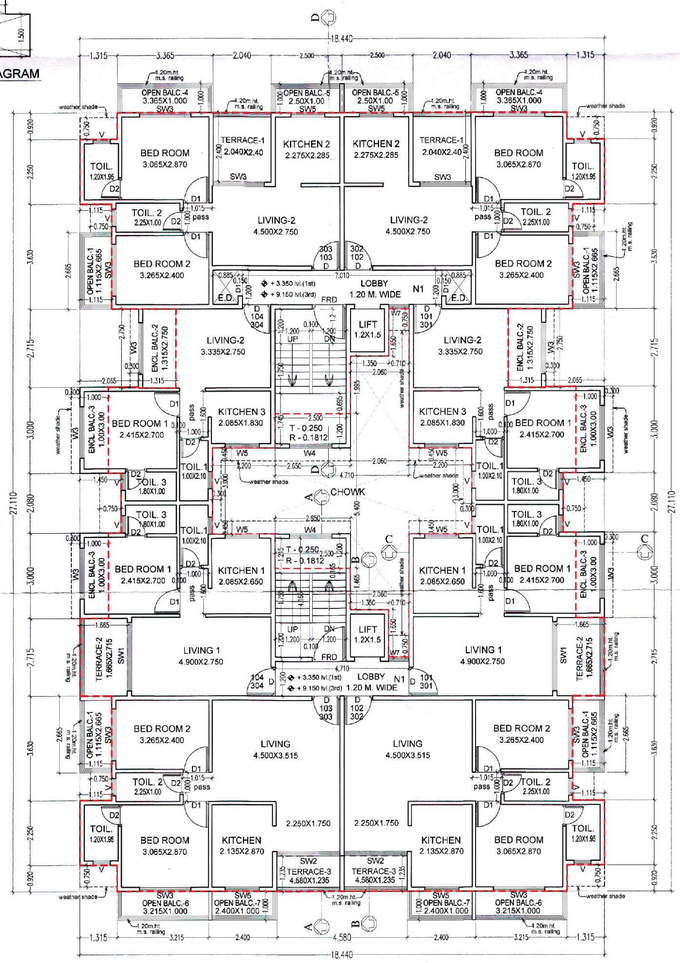

1ST & 3RD FLOOR PLAN SCALE 1 : 100
TYPE - A

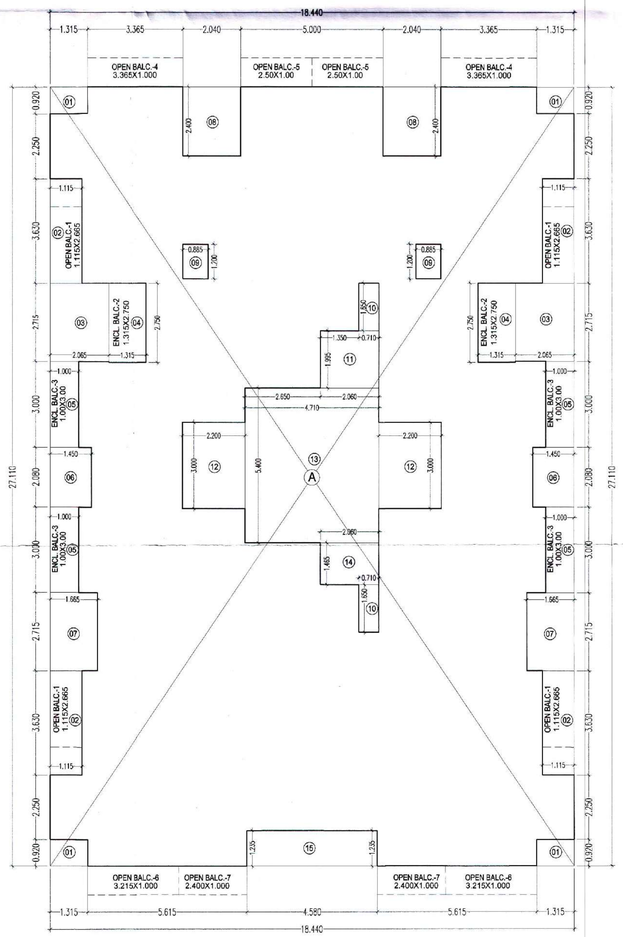

LINE DIAGRAM FOR 1ST TO 4TH FLOOR PLAN SCALE 1:100
TYPE - A

## STAMP OF APPROVAL

03/06

DEVELOPMENT PERMISSION GRANTED
Subject to the conditions mentioned
in this office's letter No.:
CIDCO/NAINA/ KHALAPUR/ REES/BP-12/ 26/2015/2109
Dated 09 NOV 2015
Associate Planner (NAINA)

## TYPE - A

### SCHEDULE OF DOORS & WINDOWS

| TYPE | SIZE | AREA | DISCRIPTION |
|---|---|---|---|
| FRD | 1.200 X 2.200 | 2.640 | FIRE RESISTANT DOOR |
| D | 1.000 X 2.200 | 2.200 | T.W FLUSH DOOR |
| D1 | 0.900 X 2.200 | 1.980 | T.W PANELLED DOOR |
| D2 | 0.750 X 2.200 | 1.650 | ALU.FRAMED SYNTEX DOOR |
| W1 | 2.400 X 1.300 | 3.120 | ALU.FRAMED SLIDING WINDOW |
| W2 | 2.215 X 1.500 | 3.322 | ALU.FRAMED SLIDING WINDOW |
| W3 | 1.800 X 1.300 | 2.340 | ALU.FRAMED SLIDING WINDOW |
| W4 | 1.500 X 1.300 | 1.950 | ALU.FRAMED SLIDING WINDOW |
| W5 | 1.200 X 1.300 | 1.560 | ALU.FRAMED SLIDING WINDOW |
| W6 | 0.950 X 1.300 | 1.235 | ALU.FRAMED SLIDING WINDOW |
| W7 | 0.710 X 1.300 | 0.923 | ALU.FRAMED SLIDING WINDOW |
| SW1 | 2.400 X 2.200 | 5.280 | ALU.FRAMED SLIDING WINDOW |
| SW2 | 2.215 X 2.200 | 4.873 | ALU.FRAMED SLIDING WINDOW |
| SW3 | 1.800 X 2.200 | 3.960 | ALU.FRAMED SLIDING WINDOW |
| SW5 | 1.200 X 2.200 | 2.640 | ALU.FRAMED SLIDING WINDOW |
| V | 0.600 X 0.900 | 0.540 | GLASS LOUVERED VENTILATOR |

### LIGHT & VENTILATION AREA STATEMENT

| TYPE | SIZE | CARPET AREA | REQD. (1/8th) AREA | PROVIDED AREA | TYPE PROVIDED |
|---|---|---|---|---|---|
| LIVING | (4.50X3.515)+ (2.25X1.750) | 19.754 | 3.292 | SW2<br>W2 | 4.873<br>3.322 |
| LIVING 1 | (4.90X2.750) | 13.475 | 2.246 | SW1<br>W1 | 5.280<br>3.120 |
| LIVING 2 | (4.50X2.750) | 12.375 | 2.062 | SW3<br>W3 | 3.960<br>2.340 |
| KITCHEN | (2.135X2.870) | 6.127 | 1.021 | SW5<br>W5 | 2.640<br>1.560 |
| KITCHEN 1 | (2.085X2.650) | 5.525 | 0.921 | W5 | 1.560 |
| KITCHEN 2 | (2.275X2.285) | 5.198 | 0.866 | SW5<br>W5 | 2.640<br>1.560 |
| KITCHEN 3 | (2.085X1.830) | 3.816 | 0.636 | W5 | 1.560 |
| BED ROOM | (3.065X2.870) | 8.797 | 1.466 | SW3<br>W3 | 3.960<br>2.340 |
| BED ROOM 1 | (3.265X2.700) | 8.816 | 1.469 | SW3<br>W3 | 3.960<br>2.340 |
| BED ROOM 2 | (3.265X2.400) | 7.836 | 1.306 | SW3<br>W3 | 3.960<br>2.340 |
| TOILET | (1.200X1.950) | 2.340 | 0.390 | V | 0.540 |
| TOILET 1 | (1.000X2.100) | 2.100 | 0.350 | V | 0.540 |
| TOILET 2 | (2.250X1.000) | 2.250 | 0.375 | V | 0.540 |
| TOILET 3 | (1.800X1.000) | 1.800 | 0.375 | V | 0.540 |

### NOTE

ALL DIMENSIONS ARE IN METER.
INTERNAL WALL 0.115 & 0.100 M.
EXTERNAL WALL 0.150 M.
N1 :- ARTIFICIAL LIGHT & MECHANICAL VENTILATION.

### SHEET CONTENT

GROUND FLOOR PLAN, LIGHT & VENTILATION AREA STATEMENT
TYPICAL FLOOR PLAN, AREA DIAGRAM,
AREA CALCULATION, DOOR WINDOW SCHEDULE,
BUILT UP AREA STATEMENT

### DESCRIPTION OF PROPOSAL & PROPERTY

PROPOSED RESIDENTIAL COMPLEX ON
SURVEY NO. 22/2 & 24/1,
AT VILLAGE - REES, TALUKA - KHALAPUR, DISTRICT - RAIGAD.

| NAME & SIGN OF OWNER. | SIGNATURE OF ARCHITECT. |
|---|---|
| For CHOICE BUILDCON PVT. LTD<br>Authorised Signatory / Director<br>FOR<br>M/s CHOICE BUILDCON PVT. LTD. | RAJESH R. C. ARCHITECT<br>1-13, MAHAVIR CENTRE,<br>SECTOR - 17, VASHI,<br>NAVI MUMBAI - 400 705. |

| NORTH | | |
|---|---|---|
| | DRG. No. | |
| | SCALE | 1 : 100 |
| | JOB. No. | - |
| | DRN BY | Mukesh / Pratham. |
| | CHD BY | GEET A. C. |
| | DATE | 9/11/2015 |

NAME OF ARCHITECT.


ARCHITECT
**Rajesh R.C.**
1/13, MAHAVIR CENTRE,
SECTOR NO.:-17, VASHI,
NAVIMUMBAI.
TEL:-2789 2629/25

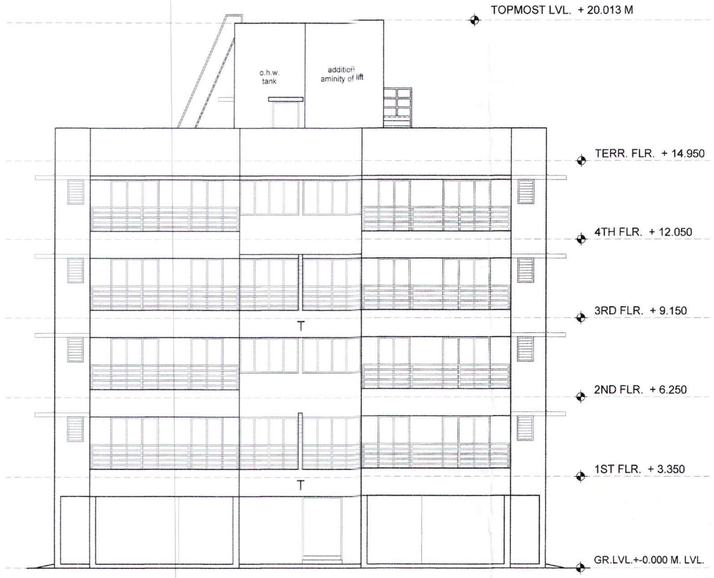


ELEVATION SCALE-1 : 100
TYPE - A

SECTION D-D SCALE-1 : 100
TYPE-A

SECTION C-C SCALE-1 : 100
TYPE-C

STAMP OF APPROVAL

04/06

DEVELOPMENT PERMISSION GRANTED
Subject to the conditions mentioned
in this office's letter No.:
CIDCO/NAINA/KHALAPUR/REES/BP-12/CC/2015/2109
Dated 09 NOV 2015
Associate Planner (NAINA)

TYPE - A

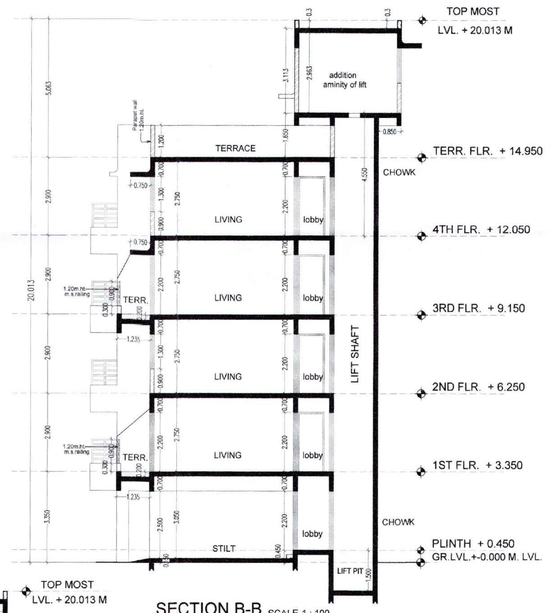


SECTION B-B SCALE-1 : 100
TYPE-A

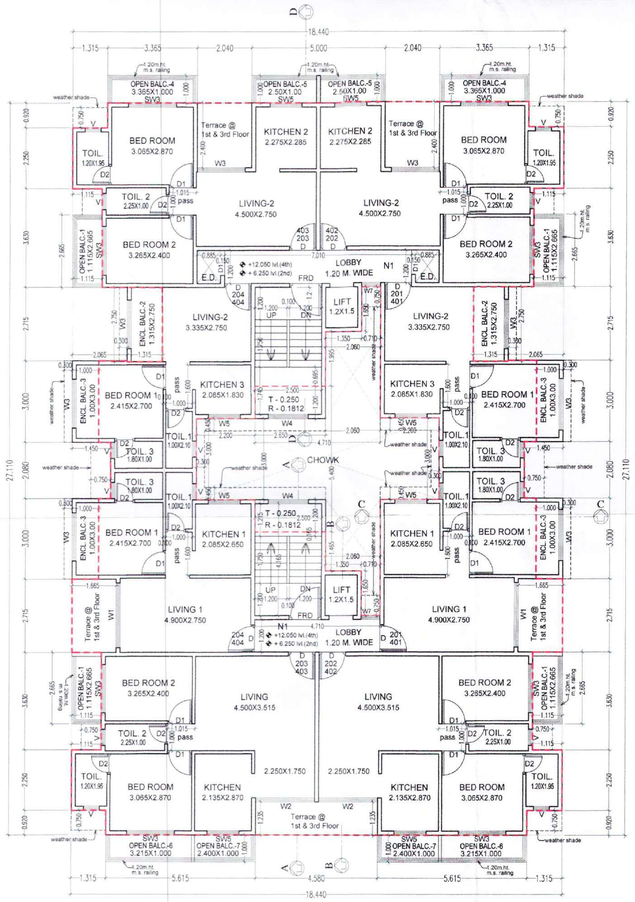


2ND & 4TH FLOOR PLAN SCALE 1 : 100
TYPE - A

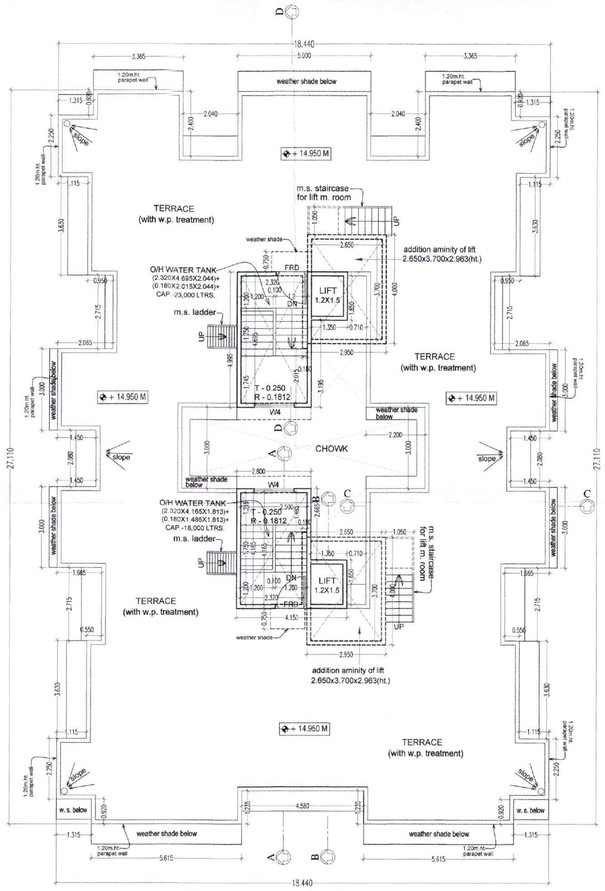


TERRACE PLAN SCALE 1 : 100
TYPE - A

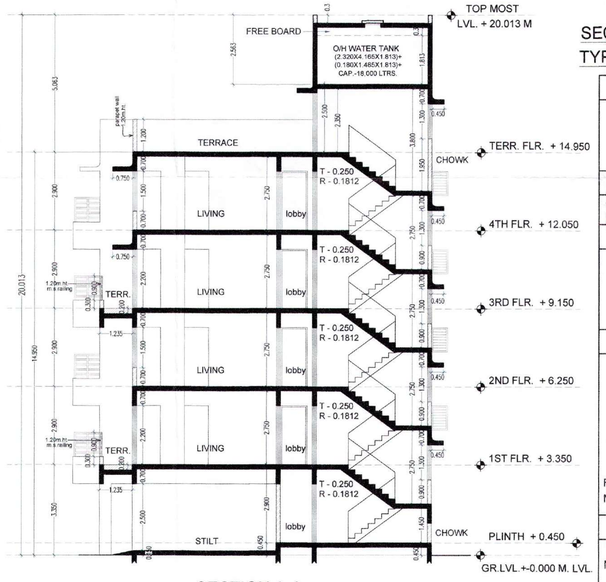


SECTION A-A SCALE-1 : 100
TYPE-A

NOTE

ALL DIMENSIONS ARE IN METER.
INTERNAL WALL 0.115 & 0.100 M.
EXTERNAL WALL 0.150 M.
N1 :- ARTIFICIAL LIGHT & MECHANICAL VENTILATION.

SHEET CONTENT

TYPICAL FLOOR PLAN & TERRACE, ELEVATION, SECTIONS

DESCRIPTION OF PROPOSAL & PROPERTY

PROPOSED RESIDENTIAL COMPLEX ON
SURVEY NO. 22/2 & 24/1,
AT VILLAGE - REES, TALUKA - KHALAPUR, DISTRICT - RAIGAD.

| NAME & SIGN OF OWNER. | SIGNATURE OF ARCHITECT. |
|---|---|
| For CHOICE BUILDCON PVT. LTD. Authorised Signatory / Director<br>FOR M/s CHOICE BUILDCON PVT. LTD. | RAJESH R.C. ARCHITECT 1-2, MAHAVIR CENTRE, SECTOR 17, VASHI, NAVI MUMBAI - 400 705. |
| | NAME OF ARCHITECT. |

| | | |
|---|---|---|
| NORTH | DRG. No. | |
| | SCALE | 1 : 100 |
| | JOB. No. | - |
| | DRN BY | Mukesh / Pratham |
| | CHD BY | GEET A. C. |
| | DATE | 9/11/2015 |

ARCHITECT
**Rajesh R.C.**
1/13, MAHAVIR CENTRE,
SECTOR NO.:-17, VASHI,
NAVIMUMBAI
TEL.:-2789 2629/25

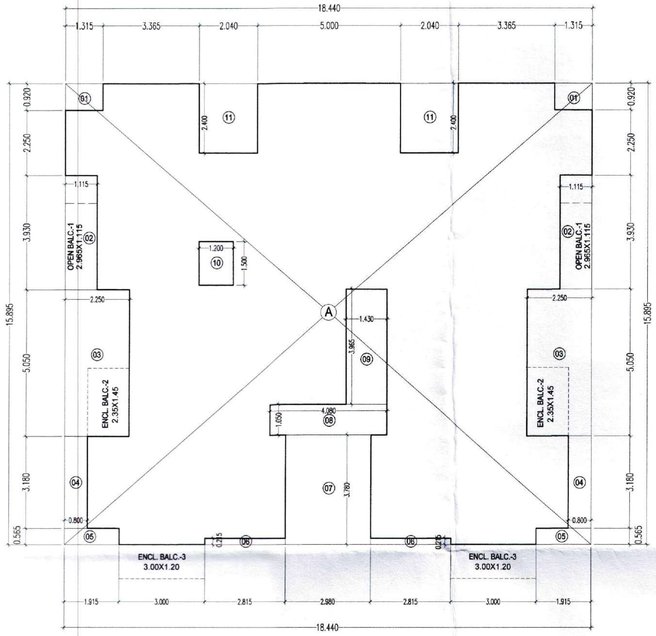


LINE DIAGRAM FOR GROUND FLOOR PLAN SCALE 1:100
TYPE - B

| TYPE B | | | | | | | |
|---|---|---|---|---|---|---|---|
| **Built Up Area Calculation for Ground** | | | | | | | |
| Area Of Block | | | | | | | Sqmt. |
| A | 18.440 | x | 15.895 | x | 1 | = | 293.104 |
| Deductions | | | | | | | |
| 1 | 1.315 | X | 0.920 | X | 2 | = | 2.420 |
| 2 | 1.115 | X | 3.930 | X | 2 | = | 8.764 |
| 3 | 2.250 | X | 5.050 | X | 2 | = | 22.725 |
| 4 | 0.800 | X | 3.180 | X | 2 | = | 5.088 |
| 5 | 1.915 | X | 0.565 | X | 2 | = | 2.164 |
| 6 | 2.815 | X | 0.215 | X | 2 | = | 1.210 |
| 7 | 2.980 | X | 3.780 | X | 1 | = | 11.264 |
| 8 | 4.080 | X | 1.050 | X | 1 | = | 4.284 |
| 9 | 1.430 | X | 3.965 | X | 1 | = | 5.670 |
| 10 | 1.200 | X | 1.500 | X | 1 | = | 1.800 |
| 12 | 2.040 | X | 2.400 | X | 2 | = | 9.792 |
| | | | | Total | | = | 75.181 |
| Net Built Up Area | | | | | | | |
| | 293.104 | - | 75.181 | | | = | 217.923 |
| Permissible Balcony Area | | | | | | | |
| | 217.923 | X | 15 | % | | = | 32.688 |
| Proposed Balcony Area | | | | | | | |
| OPEN BALCONY B1 | 2.965 | X | 1.115 | X | 2 | = | 6.612 |
| ENCLOSED BAL. B2 | 2.350 | X | 1.450 | X | 2 | = | 6.815 |
| ENCLOSED BAL. B3 | 3.000 | X | 1.200 | X | 2 | = | 7.200 |
| | | | Total | | | = | 20.627 |

| Terrace Area Statement | | | | | | | |
|---|---|---|---|---|---|---|---|
| Permissible Terrace Area | | | | | | | |
| | 217.923 | X | 20 | % | | = | 43.585 |
| Proposed Terrace Area ( 1st & 3rd Floor ) | | | | | | | |
| T1 | 2.040 | X | 2.400 | X | 2 | = | 9.792 |
| T2 | 2.250 | X | 2.700 | X | 2 | = | 12.390 |
| | 0.800 | X | 0.150 | X | 2 | = | |
| | | | Total | | | = | 22.182 |
| Proposed Terrace Area ( 2nd & 4th Floor ) | | | | | | | |
| T1 | 2.815 | X | 1.415 | X | 2 | = | 7.966 |
| | | | Total | | | = | 7.966 |
| | | | TOTAL TERRACE AREA | | | = | 60.296 |

## TYPE - B

### BUILT UP AREA STATEMENT

| FLOORS | NET BUILT UP AREA (1) | PERMISSIBLE BALCONY (2) | PROPOSED BALCONY (3) | EXCESS BALCONY (4) |
|---|---|---|---|---|
| GROUND | 217.923 SQ.M. | 32.688 SQ.M. | 20.627 SQ.M. | - |
| FIRST | 217.923 SQ.M. | 32.688 SQ.M. | 32.357 SQ.M. | - |
| 2ND | 217.923 SQ.M. | 32.688 SQ.M. | 32.357 SQ.M. | - |
| 3RD | 217.923 SQ.M. | 32.688 SQ.M. | 32.357 SQ.M. | - |
| 4TH | 217.923 SQ.M. | 32.688 SQ.M. | 32.357 SQ.M. | - |
| TOTAL | 1089.615 SQ.M. | 163.440 SQ.M. | 150.055 SQ.M. | - |

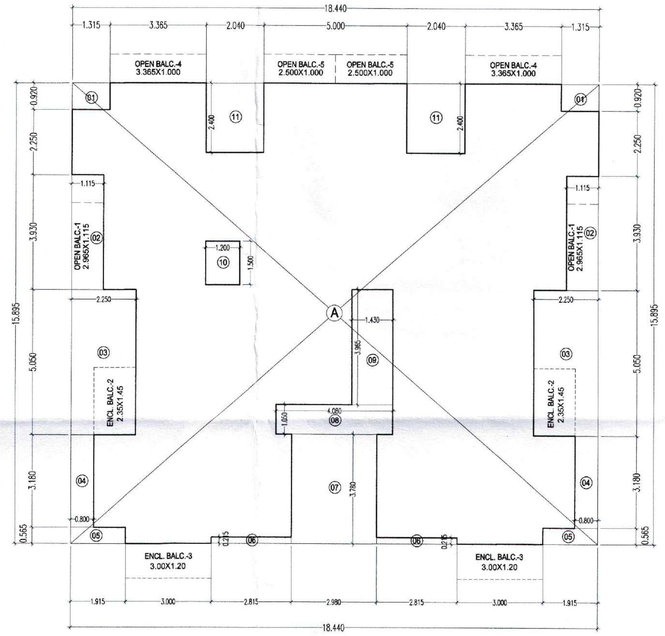


LINE DIAGRAM FOR 1ST TO 4TH FLOOR PLAN SCALE 1:100
TYPE - B

## STAMP OF APPROVAL

05/06

DEVELOPMENT PERMISSION GRANTED
Subject to the conditions mentioned
in this office's letter No.:
CIDCO/NAINA/KHALAPUR/EES/80-12/BP/2015/2104
Dated 09 NOV 2015
Associate Planner (NAINA)

## TYPE - B

### SCHEDULE OF DOORS & WINDOWS

| TYPE | SIZE | AREA | DISCRIPTION |
|---|---|---|---|
| FRD | 1.200 X 2.200 | 2.640 | FIRE RESISTANT DOOR |
| D | 1.000 X 2.200 | 2.200 | T.W FLUSH DOOR |
| D1 | 0.900 X 2.200 | 1.980 | T.W PANELLED DOOR |
| D2 | 0.750 X 2.200 | 1.850 | ALU.FRAMED SYNTEX DOOR |
| W1 | 2.600 X 1.300 | 3.380 | ALU.FRAMED SLIDING WINDOW |
| W2 | 2.040 X 1.300 | 2.652 | ALU.FRAMED SLIDING WINDOW |
| W3 | 1.800 X 1.300 | 2.340 | ALU.FRAMED SLIDING WINDOW |
| W4 | 1.500 X 1.300 | 1.950 | ALU.FRAMED SLIDING WINDOW |
| W5 | 1.200 X 1.300 | 1.560 | ALU.FRAMED SLIDING WINDOW |
| W6 | 0.600 X 1.300 | 0.780 | ALU.FRAMED SLIDING WINDOW |
| SW1 | 2.600 X 2.200 | 5.720 | ALU.FRAMED SLIDING WINDOW |
| SW2 | 2.040 X 2.200 | 4.488 | ALU.FRAMED SLIDING WINDOW |
| SW3 | 1.800 X 2.200 | 3.960 | ALU.FRAMED SLIDING WINDOW |
| SW5 | 1.200 X 2.200 | 2.640 | ALU.FRAMED SLIDING WINDOW |
| V | 0.600 X 0.900 | 0.540 | GLASS LOUVERED VENTILATOR |

### LIGHT & VENTILATION AREA STATEMENT

| TYPE | SIZE | CARPET AREA | REQD. (1/6th) AREA | TYPE PROVIDED | PROVIDED AREA |
|---|---|---|---|---|---|
| LIVING | (4.630X2.735)+ (3.165X2.315) | 19.989 | 3.331 | SW1 | 5.720 |
| | | | | W1 | 3.380 |
| LIVING 1 | (4.50X2.750) | 12.375 | 2.062 | SW2 | 4.488 |
| | | | | W2 | 2.652 |
| KITCHEN | (2.800X2.200) | 6.160 | 1.027 | W5 | 1.560 |
| KITCHEN-1 | (2.275X2.285) | 5.198 | 0.866 | SW5 | 2.640 |
| | | | | W5 | 1.560 |
| BED ROOM | (2.700X3.565) | 9.626 | 1.604 | SW3 | 3.960 |
| | | | | W3 | 2.340 |
| BED ROOM 1 | (3.265X2.700) | 8.816 | 1.469 | SW3 | 3.960 |
| | | | | W3 | 2.340 |
| BED ROOM 2 | (3.065X2.870) | 8.797 | 1.466 | SW3 | 3.960 |
| | | | | W3 | 2.340 |
| TOILET | (1.200X1.950) | 2.340 | 0.390 | V | 0.540 |
| TOILET 1 | (2.250X1.000) | 2.250 | 0.375 | V | 0.540 |
| TOILET 2 | (2.350X1.000) | 2.350 | 0.391 | V | 0.540 |
| TOILET 3 | (1.000X1.800) | 1.800 | 0.300 | V | 0.540 |

### NOTE

ALL DIMENSIONS ARE IN METER.
INTERNAL WALL 0.115 & 0.100 M.
EXTERNAL WALL 0.150 M.
N1 :- ARTIFICIAL LIGHT & MECHANICAL VENTILATION.

### SHEET CONTENT

GROUND FLOOR PLAN, LIGHT & VENTILATION AREA STATEMENT
TYPICAL FLOOR PLAN, AREA DIAGRAM,
AREA CALCULATION, DOOR WINDOW SCHEDULE,
BUILT UP AREA STATEMENT

### DESCRIPTION OF PROPOSAL & PROPERTY

PROPOSED RESIDENTIAL COMPLEX ON
SURVEY NO. 22/2 & 24/1,
AT VILLAGE - REES, TALUKA - KHALAPUR, DISTRICT - RAIGAD.

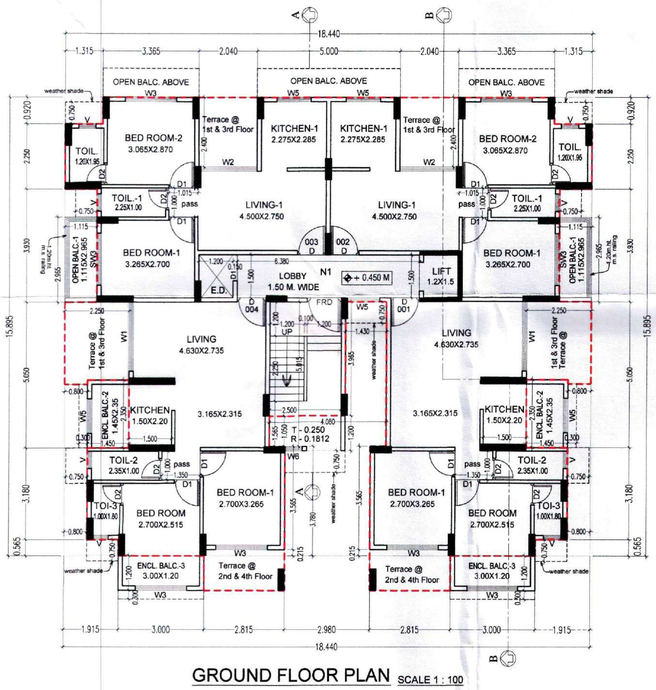


GROUND FLOOR PLAN SCALE 1 : 100
TYPE - B

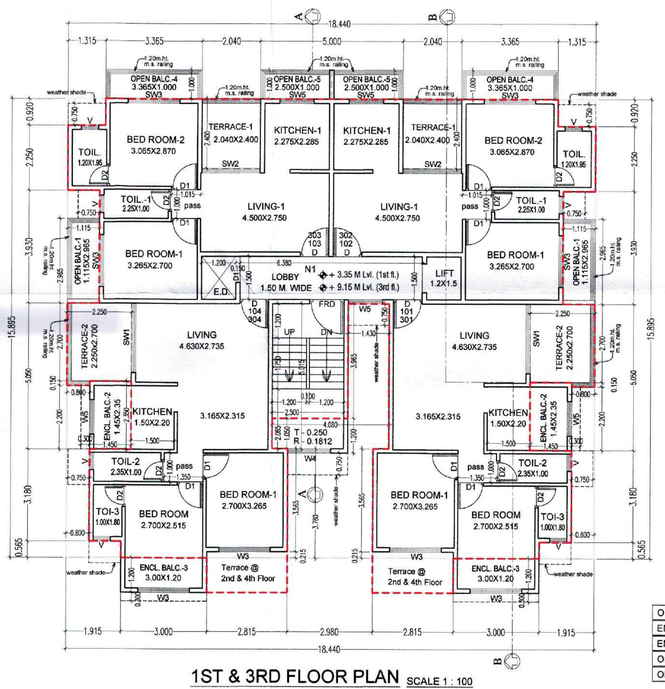


1ST & 3RD FLOOR PLAN SCALE 1 : 100
TYPE - B

| TYPE B | | | | | | | |
|---|---|---|---|---|---|---|---|
| **Built Up Area Calculation for 1st to 4th floor** | | | | | | | |
| Area Of Block | | | | | | | Sqmt. |
| A | 18.440 | x | 15.895 | x | 1 | = | 293.104 |
| Deductions | | | | | | | |
| 1 | 1.315 | X | 0.920 | X | 2 | = | 2.420 |
| 2 | 1.115 | X | 3.930 | X | 2 | = | 8.764 |
| 3 | 2.250 | X | 5.050 | X | 2 | = | 22.725 |
| 4 | 0.800 | X | 3.180 | X | 2 | = | 5.088 |
| 5 | 1.915 | X | 0.565 | X | 2 | = | 2.164 |
| 6 | 2.815 | X | 0.215 | X | 2 | = | 1.210 |
| 7 | 2.980 | X | 3.780 | X | 1 | = | 11.264 |
| 8 | 4.080 | X | 1.050 | X | 1 | = | 4.284 |
| 9 | 1.430 | X | 3.965 | X | 1 | = | 5.670 |
| 10 | 1.200 | X | 1.500 | X | 1 | = | 1.800 |
| 12 | 2.040 | X | 2.400 | X | 2 | = | 9.792 |
| | | | | Total | | = | 75.181 |
| Net Built Up Area | | | | | | | |
| | 293.104 | - | 75.181 | | | = | 217.923 |
| Permissible Balcony Area | | | | | | | |
| | 217.923 | X | 15 | % | | = | 32.688 |
| Proposed Balcony Area | | | | | | | |
| OPEN BALCONY B1 | 2.965 | X | 1.115 | X | 2 | = | 6.612 |
| ENCLOSED BAL. B2 | 2.350 | X | 1.450 | X | 2 | = | 6.815 |
| ENCLOSED BAL. B3 | 3.000 | X | 1.200 | X | 2 | = | 7.200 |
| OPEN BALCONY B4 | 3.365 | X | 1.000 | X | 2 | = | 6.730 |
| OPEN BALCONY B5 | 2.500 | X | 1.000 | X | 2 | = | 5.000 |
| | | | Total | | | = | 32.357 |

| NAME & SIGN OF OWNER. | SIGNATURE OF ARCHITECT. |
|---|---|
| For CHOICE BUILDCON PVT. LTD<br>Authorised Signatory / Director<br>FOR<br>M/s CHOICE BUILDCON PVT. LTD. | RAJESH R.C. ARCHITECT<br>1-13, MAHAVIR CENTRE,<br>SECTOR - 17, VASHI,<br>NAVI MUMBAI - 400 705. |
| | NAME OF ARCHITECT. |

| | | |
|---|---|---|
| NORTH | DRG. No. | |
| | SCALE | 1 : 100 |
| | JOB. No. | - |
| | DRN BY | Mukesh / Pratham |
| | CHD BY | GEET A. C. |
| | DATE | 9/11/2015 |


ARCHITECT
**Rajesh R.C.**
1/13, MAHAVIR CENTRE,
SECTOR NO :-17, VASHI,
NAVIMUMBAI.
TEL:-2789 2629/25

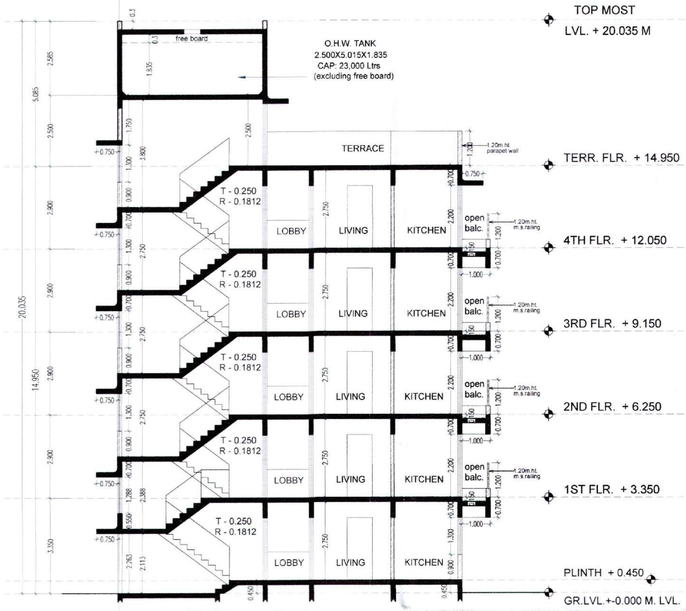


SECTION A-A SCALE-1 : 100
TYPE-B

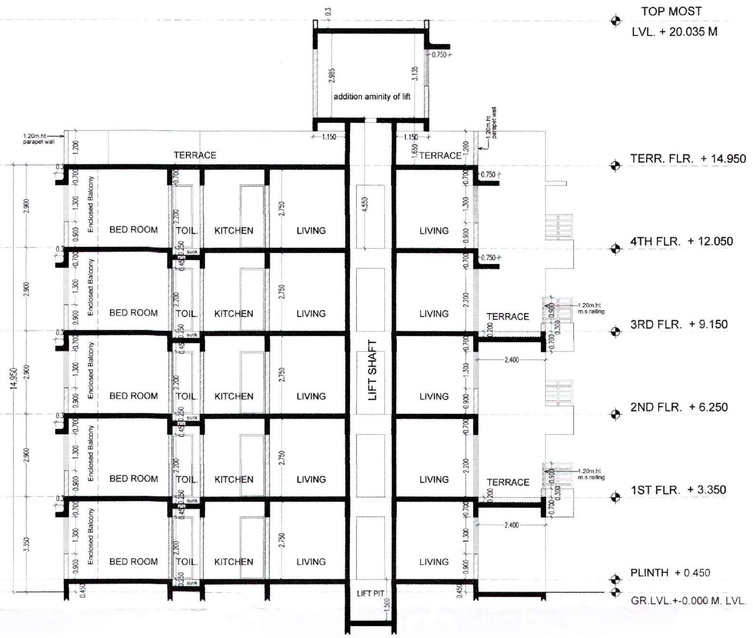


SECTION B-B SCALE-1 : 100
TYPE-B

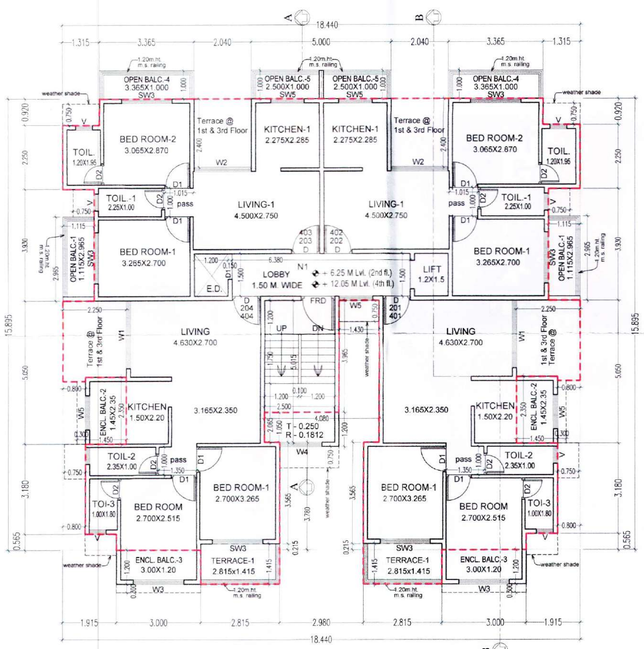


2ND & 4TH FLOOR PLAN SCALE 1 : 100
TYPE - B

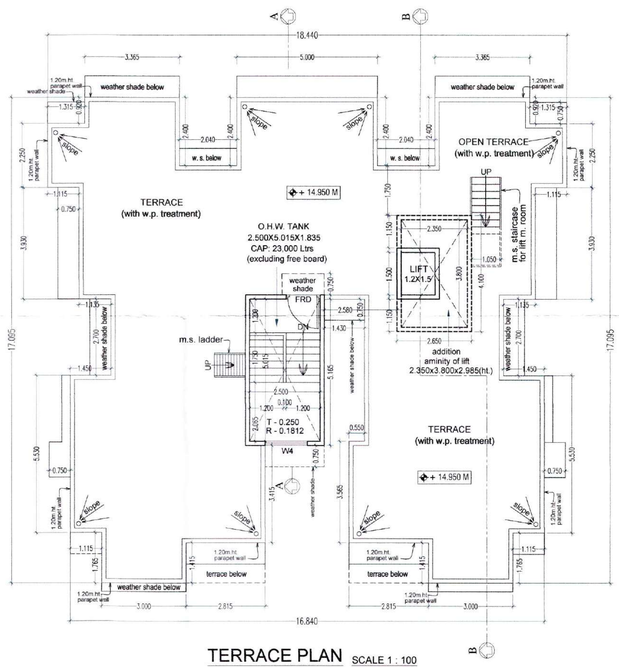


TERRACE PLAN SCALE 1 : 100
TYPE - B

STAMP OF APPROVAL

06/06

DEVELOPMENT PERMISSION GRANTED
Subject to the conditions mentioned
in this office's letter
CIDCO/N. KHALAPUR/REES/BP-77/CC/2015/2104
Dated 09 NOV 2015
Associate Planner (NAINA)

TYPE - B

ELEVATION SCALE-1 : 100
TYPE - B

## NOTE

ALL DIMENSIONS ARE IN METER.
INTERNAL WALL 0.115 & 0.100 M.
EXTERNAL WALL 0.150 M.
N1 :- ARTIFICIAL LIGHT & MECHANICAL VENTILATION.

## SHEET CONTENT

TYPICAL FLOOR PLAN & TERRACE, ELEVATION, SECTIONS

## DESCRIPTION OF PROPOSAL & PROPERTY

PROPOSED RESIDENTIAL COMPLEX ON
SURVEY NO. 22/2 & 24/1,
AT VILLAGE - REES, TALUKA - KHALAPUR, DISTRICT - RAIGAD.

| NAME & SIGN OF OWNER. | SIGNATURE OF ARCHITECT. |
|---|---|
| For CHOICE BUILDCON PVT. LTD.<br>Authorised Signatory / Director<br>FOR<br>M/s CHOICE BUILDCON PVT. LTD. | RAJESH R. C. ARCHITECT<br>1/13, MAHAVIR CENTRE,<br>SECTOR - 17, VASHI,<br>NAVI MUMBAI - 400 705 |
| | NAME OF ARCHITECT. |

| | | |
|---|---|---|
| NORTH | DRG. No. | |
| | SCALE | 1 : 100 |
| | JOB. No. | - |
| | DRN BY | Mukesh / Pratham |
| | CHD BY | GEET A. C. |
| | DATE | 9/11/2015 |

ARCHITECT
**Rajesh R.C.**
1/13, MAHAVIR CENTRE,
SECTOR NO :-17, VASHI,
NAVIMUMBAI.
TEL:-2789 2629/25