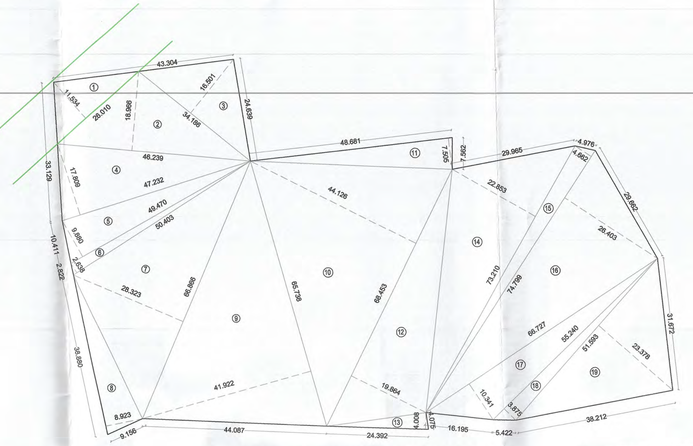
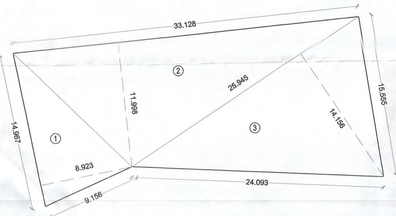


LOCATION PLAN
SCALE : NTS



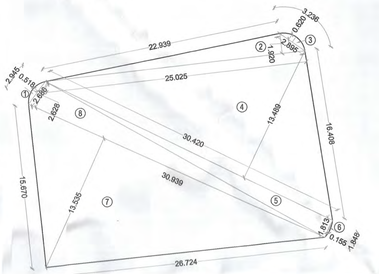
PLOT AREA CALCULATION DIAGRAM
SCALE 1 : 500



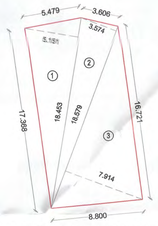
R / G AREA CALCULATION DIAGRAM (R.G. - 1)
(SCALE 1 : 200)

R.G. - 1						
1	0.5	x	14.967	x	8.923	= 66.775
2	0.5	x	33.128	x	11.998	= 198.735
3	0.5	x	25.945	x	14.156	= 183.639
TOTAL R.G.-1						= 449.149

R.G. - 2						
1	2/3	x	2.686	x	0.518	= 0.928
2	0.5	x	25.025	x	1.920	= 24.024
3	2/3	x	2.895	x	0.620	= 1.197
4	0.5	x	30.420	x	13.489	= 205.168
5	0.5	x	30.420	x	1.813	= 27.576
6	2/3	x	0.155	x	1.813	= 0.187
7	0.5	x	30.939	x	13.535	= 209.380
8	0.5	x	30.939	x	2.628	= 40.654
TOTAL R.G.-2						= 509.112
TOTAL R.G. AREA (449.149 + 509.112)						= 958.261

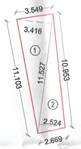


R / G AREA CALCULATION DIAGRAM (R.G. - 2)
(SCALE 1 : 200)



AREA UNDER EXISTING STRUCTURE						
A. AREA UNDER STRUCTURE -1						
1	0.5	x	18.453	x	5.151	= 47.526
2	0.5	x	18.579	x	3.574	= 33.201
3	0.5	x	18.579	x	7.914	= 73.517
TOTAL						= 154.243
B. AREA UNDER STRUCTURE -2						
1	0.5	x	11.527	x	3.416	= 19.688
2	0.5	x	11.527	x	2.524	= 14.547
TOTAL						= 34.235
TOTAL AREA (A + B)						= 188.479

AREA UNDER EXISTING STRUCTURE-1
(SCALE 1 : 200)



AREA UNDER EXISTING STRUCTURE-2
(SCALE 1 : 200)



AREA NOT IN POSSESSION						
1	0.5	x	5.572	x	2.461	= 6.856
2	0.5	x	10.437	x	5.099	= 26.609
3	0.5	x	9.649	x	8.061	= 38.890
4	0.5	x	11.251	x	3.399	= 19.121
5	0.5	x	7.759	x	11.103	= 43.074
6	0.5	x	8.302	x	5.432	= 22.548
7	0.5	x	8.525	x	1.093	= 4.659
8	0.5	x	11.919	x	7.309	= 43.558
9	0.5	x	1.390	x	10.494	= 7.293
10	0.5	x	3.281	x	10.378	= 17.025
TOTAL AREA						= 229.635

AREA NOT IN POSSESSION
(SCALE 1 : 200)



LAYOUT PLAN
(SCALE 1 : 200)

TERRACE AREA STATEMENT

BLDG.NO.1

FLOOR	BU AREA IN SQM.	PERMISSIBLE TERR. 20%	PROVIDED TERRACE IN SQM.						TOTAL
1ST	363.833	72.767	T-1	2.350	x 1.950	x 2	=		9.165
			T-2	2.275	x 1.950	x 4	=		17.745
			T-3	2.000	x 1.950	x 4	=		15.600
			T-4	2.200	x 1.950	x 2	=		8.580
TOTAL							=		51.090
3RD	375.173	75.035	T-1	2.350	x 1.950	x 2	=		9.165
			T-2	2.275	x 1.950	x 4	=		17.745
			T-3	2.000	x 1.950	x 4	=		15.600
			T-4	2.200	x 1.950	x 2	=		8.580
TOTAL							=		51.090
1ST & 3RD FLOOR PLAN							=		102.180

BLDG.NO.2 , 6, 7 & 8

FLOOR	BU AREA IN SQM.	PERMISSIBLE TERR. 20%	PROVIDED TERRACE IN SQM.						TOTAL
1ST	185.493	37.099	T-1	1.450	x 2.800	x 2	=		8.120
			T-2	1.375	x 2.800	x 4	=		15.400
			T-3	2.500	x 1.000	x 2	=		5.000
TOTAL							=		28.520
3RD	193.053	38.611	T-1	1.450	x 2.800	x 2	=		8.120
			T-2	1.375	x 2.800	x 4	=		15.400
			T-3	2.500	x 1.000	x 2	=		5.000
TOTAL							=		28.520
TOTAL TERRACE 1ST & 3RD FLOOR AREA							=		57.040
TOTAL TERRACE AREA BLDG. NO.2 , 6, 7 & 8							=		228.16

BLDG.NO.3

FLOOR	BU AREA IN SQM.	PERMISSIBLE TERR. 20%	PROVIDED TERRACE IN SQM.						TOTAL
1ST	185.493	37.099	T-1	1.450	x 2.800	x 2	=		8.120
			T-2	1.375	x 2.800	x 4	=		15.400
			T-3	2.500	x 1.000	x 2	=		5.000
TOTAL							=		28.520
3RD	193.053	38.611	T-1	1.450	x 2.800	x 2	=		8.120
			T-2	1.375	x 2.800	x 4	=		15.400
			T-3	2.500	x 1.000	x 2	=		5.000
TOTAL							=		28.520
TOTAL TERRACE 1ST & 3RD FLOOR AREA							=		57.040

BLDG.NO.4

FLOOR	BU AREA IN SQM.	PERMISSIBLE TERR. 20%	PROVIDED TERRACE IN SQM.						TOTAL
1ST	242.144	48.429	T-1	2.350	x 1.950	x 3	=		13.748
			T-2	2.275	x 1.950	x 2	=		8.873
			T-3	2.200	x 1.950	x 1	=		4.290
			T-4	2.000	x 1.950	x 2	=		7.800
TOTAL							=		34.710
3RD	249.704	49.941	T-1	2.350	x 1.950	x 3	=		13.748
			T-2	2.275	x 1.950	x 2	=		8.873
			T-3	2.200	x 1.950	x 1	=		4.290
			T-4	2.000	x 1.950	x 2	=		7.800
TOTAL							=		34.710
TOTAL TERRACE AREA 1ST & 3RD FLOOR							=		69.420

BLDG.NO.5

FLOOR	BU AREA IN SQM.	PERMISSIBLE TERR. 20%	PROVIDED TERRACE IN SQM.						TOTAL
1ST	363.833	72.767	T-1	2.350	x 1.950	x 2	=		9.165
			T-2	2.275	x 1.950	x 4	=		17.745
			T-3	2.000	x 1.950	x 4	=		15.600
			T-4	2.200	x 1.950	x 2	=		8.580
TOTAL							=		51.090
3RD	375.173	75.035	T-1	2.350	x 1.950	x 2	=		9.165
			T-2	2.275	x 1.950	x 4	=		17.745
			T-3	2.000	x 1.950	x 4	=		15.600
			T-4	2.200	x 1.950	x 2	=		8.580
TOTAL							=		51.090
TOTAL TERRACE AREA 1ST & 3RD FLOOR							=		102.180
TOTAL TERRACE AREA PROPOSED BLDG.NO. 1ST TO 8TH							=		558.980

BUILT UP AREA SUMMARY IN SQ.MT.

BLDG. Nos.	GROUND FLOOR	FIRST FLOOR	SECOND FLOOR	THIRD FLOOR	FOURTH FLOOR	TOTAL
	B.U.AREA	B.U.AREA	B.U.AREA	B.U.AREA	B.U.AREA	B.U.AREA
1	363.833	381.666	363.833	391.305	375.173	1875.810
2	185.493	185.493	185.493	193.053	193.053	942.585
3	185.493	185.493	185.493	193.053	0.000	749.532
4	51.960	254.372	242.144	260.798	249.704	1058.978
5	32.340	381.666	363.833	391.305	375.173	1544.317
6	185.493	185.493	185.493	193.053	193.053	942.585
7	185.493	185.493	185.493	193.053	193.053	942.585
8	185.493	185.493	185.493	193.053	193.053	942.585
TOTAL BUILT UP AREA						8398.977

PLOT AREA CALCULATIONS

A. AREA UNDER ROAD						
1	0.5	x	26.010	x	11.534	= 150.000
TOTAL						= 150.000
B. AREA UNDER PLOT						
2	0.5	x	46.239	x	18.966	= 438.484
3	0.5	x	34.186	x	16.501	= 282.052
4	0.5	x	47.232	x	17.809	= 420.327
5	0.5	x	49.470	x	9.880	= 244.382
6	0.5	x	50.403	x	2.638	= 66.482
7	0.5	x	66.866	x	28.323	= 946.923
8	0.5	x	38.880	x	8.923	= 173.463
9	0.5	x	65.738	x	41.922	= 1377.934
10	0.5	x	68.453	x	44.126	= 1510.279
11	0.5	x	48.681	x	7.505	= 182.675
12	0.5	x	68.453	x	19.864	= 679.875
13	0.5	x	24.392	x	4.008	= 48.882
14	0.5	x	73.210	x	22.853	= 836.534
15	0.5	x	74.799	x	4.662	= 174.356
16	0.5	x	74.799	x	26.403	= 987.459
17	0.5	x	66.727	x	10.341	= 345.012
18	0.5	x	55.240	x	3.875	= 107.028
19	0.5	x	51.593	x	23.378	= 603.071
TOTAL						= 9425.467
TOTAL AREA OF PLOT (A+B)						= 9575.467



TYP.SECT.THRO' TERRACE. (NTS)



TYP.SECT.THRO' BALCONY. (NTS)

BALCONY AREA STATEMENT * - PLEASE REFER [a] OF PROFORMA - I

BLDG. No. 1

FLOORS	PERMISSIBLE BALCONY AREA	PROPOSED BALCONY AREA	BALANCE BALCONY AREA	EXCESS BALCONY AREA
GROUND	54.575	50.408	4.167	0.000
1ST	54.575	72.408	0.000	17.833
2ND	54.575	50.408	4.167	0.000
3RD	56.276	72.408	0.000	16.132
4TH	56.276	50.408	5.868	0.000
TOTAL	276.277	296.040	14.202	33.965

BLDG. No. 2, 6, 7 & 8

FLOORS	PERMISSIBLE BALCONY AREA	PROPOSED BALCONY AREA	BALANCE BALCONY AREA	EXCESS BALCONY AREA
GROUND	27.824	23.830	3.994	0.000
1ST	27.824	23.830	3.994	0.000
2ND	27.824	23.830	3.994	0.000
3RD	28.958	23.830	5.128	0.000
4TH	28.958	23.830	5.128	0.000
TOTAL	141.388	119.150	22.238	0.000

BLDG. No. 3

FLOORS	PERMISSIBLE BALCONY AREA	PROPOSED BALCONY AREA	BALANCE BALCONY AREA	EXCESS BALCONY AREA
GROUND	27.824	23.830	3.994	0.000
1ST	27.824	23.830	3.994	0.000
2ND	27.824	23.830	3.994	0.000
3RD	28.958	23.830	5.128	0.000
4TH	28.958	23.830	5.128	0.000
TOTAL	112.430	95.320	17.110	0.000

BLDG. No. 4

FLOORS	PERMISSIBLE BALCONY AREA	PROPOSED BALCONY AREA	BALANCE BALCONY AREA	EXCESS BALCONY AREA
GROUND	7.794	3.900	3.894	0.000
1ST	36.322	48.550	0.000	12.228
2ND	36.322	33.150	3.172	0.000
3RD	37.456	48.550	0.000	11.094
4TH	37.456	33.150	4.306	0.000
TOTAL	155.349	167.300	11.372	23.322

BLDG. No. 5

FLOORS	PERMISSIBLE BALCONY AREA	PROPOSED BALCONY AREA	BALANCE BALCONY AREA	EXCESS BALCONY AREA
1ST	54.575	72.408	0.000	17.833
2ND	54.575	50.408	4.167	0.000
3RD	56.276	72.408	0.000	17.833
4TH	56.276	50.408	5.868	0.000
TOTAL	221.702	245.632	10.035	35.666

(I) PARKING STATEMENT AS PER AMENDED APPROVAL

PARKING STATEMENT ** - PLEASE REFER [D1] OF PROFORMA-I

BUILDING HIGHT 34.985 M. GROUND TO 4TH FLOOR

TENEMENTS SIZE B/UP AREA IN SQ.MT.	NO OF. TENEMENTS	REQUIRED PARKING RATE	REQUIRED NO. OF PARKING SPACES			PROPOSED NO. OF PARKING SPACES		
			No. of cars	No. of scooter	No. of cycle	No. of cars	No. of scooter	No. of cycle
			-	-	-	5.0 X 2.5 M	1.0 X 2 M	-
UPTO 50 (GRND.TO 2ND) (AS PER EARLIER APPROVED)	197	4 TENEMENTS HAVING BU AREA UPTO 50 SQ.MT. 5 SCOOTER & 5 CYCLE	-	246	246	-	369	375
AS PER STANDARDIZED DEVELOPMENT CONTROL & PROMOTION REGULATIONS FOR REGIONAL PLANS IN MAHARASHTRA REGULATION NO. 16.1, REQUIRED NO. OF PARKING SHALL BE INCREASED BY 50% IN METROPOLITAN AREA			-	246 X 1.5 = 369	246 X 1.5 = 369			

TENEMENTS SIZE CARRPET AREA IN SQ.MT.	NO OF. TENEMENTS	REQUIRED PARKING RATE	REQUIRED NO. OF PARKING			PROPOSED NO. OF PARKING		
			No. of cars	No. of scooter	No. of cycle	No. of cars	No. of scooter	No. of cycle
			-	-	-	5.0 X 2.5 M	1.0 X 2 M	-
UPTO 50 (3RD & 4TH)	136	4 TENEMENTS HAVING CARRPET AREA UPTO 35 SQ.MT. EACH	34	4	-	39	4	-
		VISITOR'S PARKING 10%	34 X 10% =4					
TOTAL	333		38	4	-			
					REQUIRED =	38	373	369
TOTAL PARKING					PRPPOSED =	39	373	375

TENEMENT AREA STATEMENT

BLDG. No. - 1

Flat No.	Carpet Area IN SQM.	B/U Area IN SQM.
WING -A		
001,101, 201,301,401	23.213	27.089
002, 102, 202,302, 402	23.213	26.699
003, 103, 203,303, 403	23.213	26.712
004, 104, 204,304, 404	23.213	27.001
WING - B		
001,101, 201,301, 401	23.213	26.791
002, 102, 202,302, 402	23.218	26.603
003, 103, 203,303, 403	23.218	26.603
004, 104, 204,304, 404	23.213	26.791
WING - C		
001,101, 201,301, 401	23.213	27.001
002, 102, 202,302, 402	23.213	26.712
003, 103, 203,303, 403	23.213	26.699
004, 104, 204,304, 404	23.213	27.089

BLDG. No.-2,6 , 7 & 8

Flat No.	Carpet Area IN SQM.	B/U Area IN SQM.
WING -A		
001, 101, 201,301, 401	15.945	18.869
002, 102, 202,302, 402	15.980	18.545
003, 103, 203,303, 403	18.815	21.221
004, 104, 204,304, 404	18.815	21.472
WING - B		
001, 101, 201,301, 401	18.815	21.472
002, 102, 202,302, 402	18.815	21.221
003, 103, 203,303, 403	15.980	18.545
004, 104, 204,304, 404	15.945	18.869

(BLDG. No.-3)

Flat No.	Carpet Area IN SQM.	B/U Area IN SQM.
WING -A		
001, 101, 201,301	15.945	18.869
002, 102, 202,302	15.980	18.545
003, 103, 203,303	18.815	21.221
004, 104, 204,304	18.815	21.472
WING - B		
001, 101, 201,301	18.815	21.472
002, 102, 202,302	18.815	21.221
003, 103, 203,303	15.980	18.545
004, 104, 204,304	15.945	18.869

BLDG. No.- 4

Flat No.	Carpet Area IN SQM.	B/U Area IN SQM.
WING -A		
001, 101, 201,401	23.213	27.089
102, 202,302,402	23.213	26.699
103, 203,303,403	23.213	26.712
104, 204,304,404	23.213	27.001
BLDG. No.- 5		
Flat No.	Carpet Area IN SQM.	B/U Area IN SQM.
WING -A		
101, 201,301,401	23.213	27.001
102, 202,302,402	23.213	26.712
103, 203,303,403	23.213	26.699
104, 204,304,404	23.213	27.089
WING - B		
101, 201,301,401	23.213	26.791
102, 202,302,402	23.213	26.603
103, 203,303,403	23.213	26.603
104, 204,304,404	23.213	26.791
WING - C		
101, 201,301,401	23.213	27.089
102, 202,302,402	23.213	26.699
103, 203,303,403	23.213	26.712
104, 204,304,404	23.213	27.001

STAMP OF APPROVAL 1/9

AMENDED DEVELOPMENT PERMISSION GRANTED
Subject to the conditions mentioned in this office's letter No.:
CIDCO/NA-21/PANVEL/Mouje/DP-15Sec/2017/255
Dated 13 APR 2017
13/4/2017
Associate Planner (NAINA)

Sr. No.	Item	Site Plan on white Print	Building Plan on White Print
1	Plot Line	———	
2	Existing Street	- - - - -	
3	Future Street	- - - - -	
4	Permissible Building line		- - - - -
5	Marginal Open Spaces	No colour	
6	Existing Merit		
7	Proposed Work		
8	Drainage & Sewerage Work	- - - - -	
9	Water Supply Work	- - - - -	
10	Recreational open Space/ Ground / Layout Open Space		
11	RWH Line	- - - - -	- - - - -
12	S. W. drain	- - - - -	- - - - -
13	2 Wheeler parking		
14	Cycle parking		
15	Car parking		

PROFORMA - I

			Area Sq.M.
	LAND STATEMENT		
1	(a) Area of Plot (as per 7/12) and NA order		9580.000
	(b) Area of Plot as per Triangulation		9575.467
	(c) Area of the Plot considered (least of above)		9575.467
	(d) Area falling outside 200.00 M of Gaothan boundary		NIL
	(e) Area falling within 200.00 M of Gaothan boundary		9575.467
[A]	Area Statement For Plot Within 200 M of Gaothan Boundary		
2	Area of Plot		9575.467
3	Deductions For		
	a Area under 12m wide road (As per N.A. TILR)		150.000
	b Area under proposed road		NIL
	c Area under reservations, if any		NIL
	d Area under existing structure		188.479
	e Area not in possession		229.635
	Total (a+b+c+d+e)		568.114
4	Gross area of the Plot (2-3)		9007.353
5	Deduction for Amenity space, if any		NA
6	RG/open spaces required (10% of 1(a))		958.000
7	RG/open spaces provided		958.261
8	Net area of Plot = (4-5)		9007.353
9	Permissible FSI		1
10	Permissible Built up Area (8x9)		9007.353
11	Proposed Built Up Area		8598.977
12	Balance Built Up Area (10-11)		8.376
13	FSI Consumed (11/8)		0.999
14	FSI Balanced (9-13)		0.001
15	No of units proposed		333
	a. Residential		333
	b. Commercial		0
16	No of trees proposed to be plantied		96
[a]	BALCONY AREA STATEMENT		*
[b]	TDR		NA
[c]	PARKING STATEMENT		**
[d]	LOADING/ UNLOADING SPACES		NA

SHEET CONTENT :-
Location Plan, Plot Area Calculation, Built up area statement, Tenement area statement, Balcony area statement, Terrace area statement, Parking statement, Layout plan, R. G. area calculation diagram, Typ. section Thro' Terrace & Balcony.

CERTIFICATE OF AREA
Certified that the plot under reference was surveyed by me on 04/03/2014 and the dimensions of side etc. of plot stated on plan are as measured on site and the area so worked out tallies with the area stated in document of ownership/T.P. Scheme Records/ Land Records Department /city survey record.

SUHAS R. GOKHALE
Consultant - Urban Planning
S/46,Artist Village, Sector - 08
S. M. Pandit Road, CBD Belapur,
Navi Mumbai - 400 614

Signature of Owner
MR. SURYAKANT S. WADKAR

Signature of Architect.
AR.SUHAS GOKHALE

NAME OF THE OWNER & SIGNATURE
MR. SURYAKANT S. WADKAR

DESCRIPTION OF PROPOSAL & PROPERTY
PROPOSED RESIDENTIAL BUILDINGS ON LAND BEARING S. No. 195/1, 2 & 6; 197/1 & 197/2, AT VILL:- MORBE; TAL.:- PANVEL; DIST.:- RAIGAD, MAHARASHTRA

ARCHITECT NAME & SIGN
AR. SUHAS GOKHALE
REG NO : CA/82/06917

SUHAS R. GOKHALE
Consultant - Urban Planning
S/46,Artist Village, Sector - 08
S. M. Pandit Road, CBD Belapur,
Navi Mumbai - 400 614

DATE	DRAWN. BY	CHKD. BY	SCALE	NORTH
07-04-2017	Rajeshree	Sachin	AS SHOWN	N

AR.SUHAS GOKHALE
ADD - 5/46, ARTIST VILLAGE, SEC-8, CBD BELAPUR, NAVI MUMBAI
MAIL - archsuhas@gmail.com

SEPTIC TANK REQUIRMENT

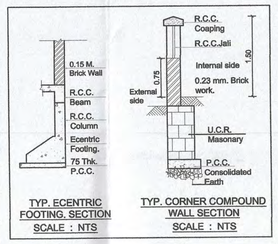
BLDG. No.	DESCRIPTION	POPULATION PER UNIT	TOTAL POPULATION (APPROX)	COLD WATER REQUIREMENT				GROSS WATER REQUIREMENT	% FLOW TO SEWER		TOTAL FLOW TO SEPTIC TANK (C+D)	TOTAL PROPOSED SEPTIC TANK CAPACITY
				FLUSHING (A)		DOMESTIC (B)		(A+B)	FLUSHING 100% (C)	DOMESTIC 85% (D)		
				LPCD	LPD	LPCD	LPD	LPD	LPD	LPD	LPD	
1	FLATS (60)	5	300	54	16200	135	40500	56700	16200	34425.00	50625.00	1,81,500 LTRS
2	FLATS (40)	5	200	54	10800	135	27000	37800	10800	22950.00	33750.00	
3	FLATS (32)	5	160	54	8640	135	21600	30240	8640	18360.00	27000.00	
4	FLATS (33)	5	165	54	8910	135	22275	31185	8910	18933.75	27843.75	
5	FLATS (48)	5	240	54	12960	135	32400	45360	12960	27540.00	40500.00	
6	FLATS (40)	5	200	54	10800	135	27000	37800	10800	22950.00	33750.00	1,02,181 LTRS
7	FLATS (40)	5	200	54	10800	135	27000	37800	10800	22950.00	33750.00	
8	FLATS (40)	5	200	54	10800	135	27000	37800	10800	22950.00	33750.00	
TOTAL	333 FLATS		1665		89910		224775	314685	89910	191058.75	280968.75	2,83,681 LTRS

WATER CAPACITY CALCULATION (U. G. TANK RESIDENTIAL UNITS)

BUILDING NO.	TOTAL FLATS	REQUIRED DOMESTIC 189 LTRS.(135DOMESTIC + 54 FLUSHING STORAGE)	TOTAL LITRES (RES.)
1	60	189 x 5 x 60	56700
2	40	189 x 5 x 40	37800
3	32	189 x 5 x32	30240
4	33	189 x 5 x 33	31185
5	48	189 x 5 x 48	45360
6	40	189 x 5 x 40	37800
7	40	189 x 5 x 40	37800
8	40	189 x 5 x 40	37800
TOTAL	333		314685
PROPOSED U.G. TANK			319680 LTRS

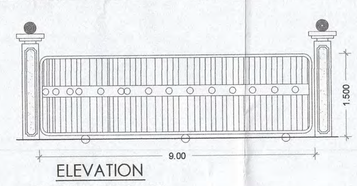
PROVIDED O. H. TANK

BUILDING -1	WING -A	4.90 x 2.50 x 1.50	CAP. 18375 LTR.
	WING-B	4.90 x 2.50 x 1.50	CAP. 18375 LTR.
	WING-C	4.90 x 2.50 x 1.50	CAP. 18375 LTR.
BUILDING -2	WING -A	4.90 x 2.50 x 1.50	CAP. 18375 LTR.
	WING-B	4.90 x 2.50 x 1.50	CAP. 18375 LTR.
BUILDING -3	WING -A	4.90 x 2.50 x 1.50	CAP. 18375 LTR.
	WING-B	4.90 x 2.50 x 1.50	CAP. 18375 LTR.
BUILDING -4	WING -A	4.90 x 2.50 x 1.50	CAP. 18375 LTR.
	WING-B	4.90 x 2.50 x 1.50	CAP. 18375 LTR.
BUILDING -5	WING -A	4.90 x 2.50 x 1.50	CAP. 18375 LTR.
	WING-B	4.90 x 2.50 x 1.50	CAP. 18375 LTR.
	WING-C	4.90 x 2.50 x 1.50	CAP. 18375 LTR.
BUILDING -6	WING -A	4.90 x 2.50 x 1.50	CAP. 18375 LTR.
	WING-B	4.90 x 2.50 x 1.50	CAP. 18375 LTR.
BUILDING -7	WING -A	4.90 x 2.50 x 1.50	CAP. 18375 LTR.
	WING-B	4.90 x 2.50 x 1.50	CAP. 18375 LTR.
BUILDING -8	WING -A	4.90 x 2.50 x 1.50	CAP. 18375 LTR.
	WING-B	4.90 x 2.50 x 1.50	CAP. 18375 LTR.

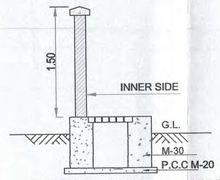


TYP. ECENTRIC FOOTING. SECTION
SCALE : NTS

TYP. CORNER COMPOUND WALL SECTION
SCALE : NTS

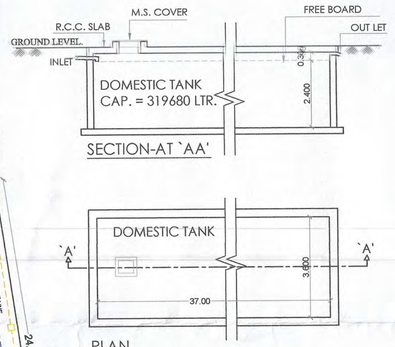


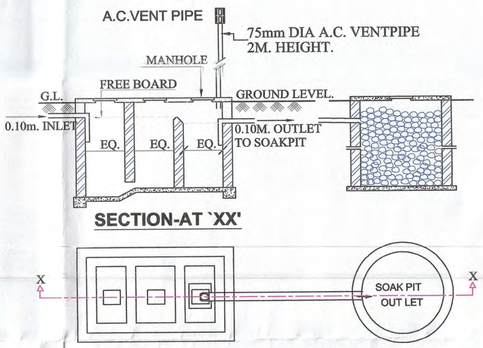
ELEVATION
ENTRANCE GATE



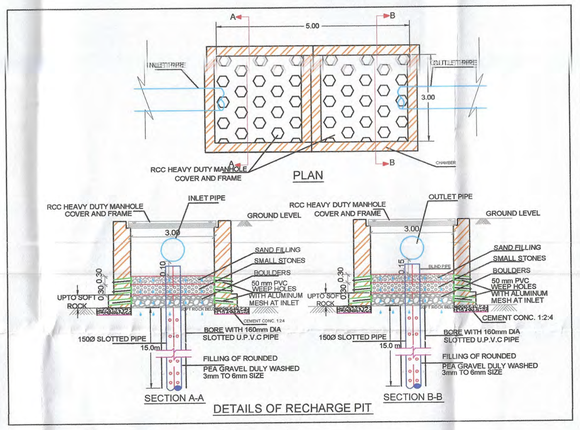
TYPICAL SECTION OF S.W. DRAIN LINE/ COMPOUND WALL
SCALE : NTS

AMENDED DEVELOPMENT PERMISSION GRANTED
Subject to the conditions mentioned in this office's letter No.:
CIDCO/NAINA/PANVEL/Mo.bc/DP-102/TC/2017/235
Dated 13 APR 2017
Associate Planner (NAINA)





PLAN OF SEPTIC TANK & SOAK PIT
(SCALE-NTS)



DETAILS OF RECHARGE PIT



SERVICES PLAN

(SCALE 1 : 200)

Sr. No.	Item	Site Plan on white Print	Building Plan on White Print
1	Plot Line		
2	Existing Street		
3	Future Street		
4	Permisible Building line		
5	Marginal Open Spaces	No colour	
6	Exisiting Work		
7	Proposed Work		
8	Drainage & Sewerage Work		
9	Water Supply Work		
10	Recreational open Space/ Ground / Layout Open Space		
11	RWH Line		
12	S. W. drain		
13	2 Wheeler parking		
14	Cycle parking		
15	Car parking		

SHEET CONTENT :-
Services Plan, Details of recharge pit, Details of U.G. Tank, Typ. design of septic tank & section, Septic tank requirement, Water capacity calculation, Typ. ecentric footing section, Elevation of entrance gate, Typical section of s.w. drain line/ compound wall.

NAME OF THE OWNER & SIGNATURE

MR. SURYAKANT S. WADKAR

DESCRIPTION OF PROPOSAL & PROPERTY

PROPOSED RESIDENTIAL BUILDINGS ON LAND BEARING S. No. 195/1, 2 & 6; 196 / 4,197/1 & 197/2,AT VILL:- MORBE; TAL.- PANVEL; DIST.- RAIGAD, MAHARASHTRA

ARCHITECT NAME & SIGN

AR. SUHAS GOKHALE
REG NO : CA/82/06917

SUHAS R. GOKHALE
Consultant - Urban Planning
5/46,Artist Village, Sector - 08
S. M. Pandit Road, CBD Belapur,
Navi Mumbai - 400 614

DATE	DRAWN. BY	CHKD. BY	SCALE	NORTH
07-04-2017	Rajeshree	Sachin	AS SHOWN	N

AR.SUHAS GOKHALE
ADD - 5/46, ARTIST VILLAGE, SEC-8, CBD BELAPUR, NAVI MUMBAI
MAIL - archsuhas@gmail.com

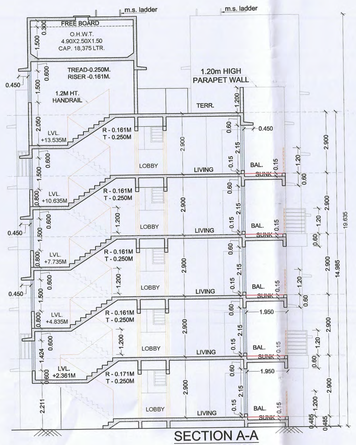
BUILDING No. 1

STAMP OF APPROVAL 3/9

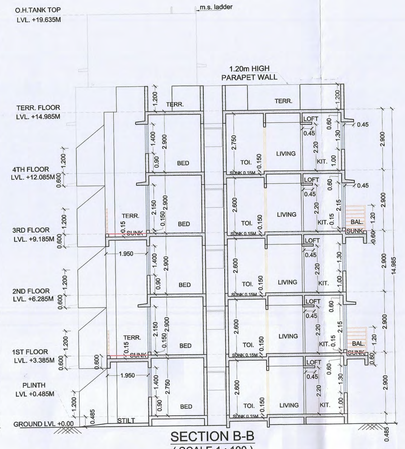
AMENDED DEVELOPMENT PERMISSION GRANTED
Subject to the conditions mentioned in this office's letter No.:
CIDCO/NAINA/PANVEL/Amended/BP-8703/CC/520/17/335
Dated 13 APR 2017
Associate Planner (NAINA)



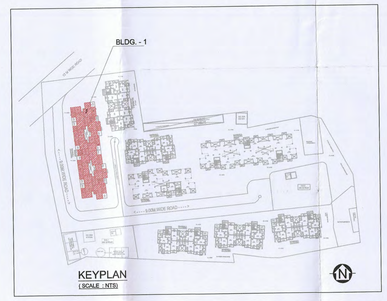
FRONT SIDE ELEVATION
(SCALE 1 : 100)



SECTION A-A
(SCALE 1 : 100)

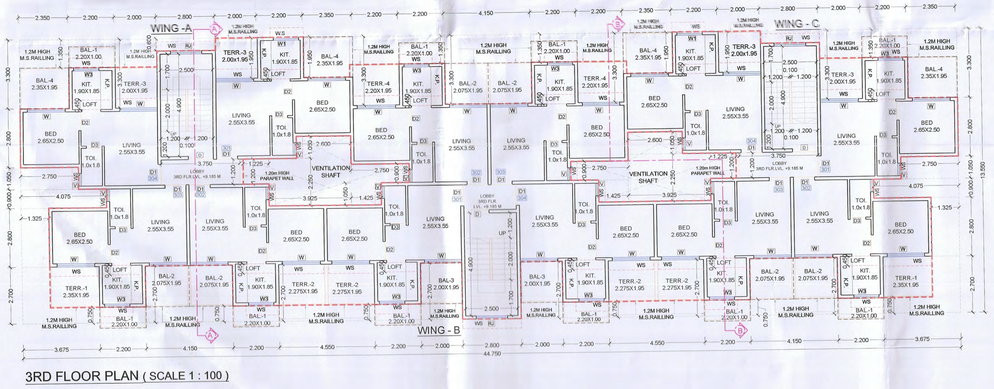


SECTION B-B
(SCALE 1 : 100)

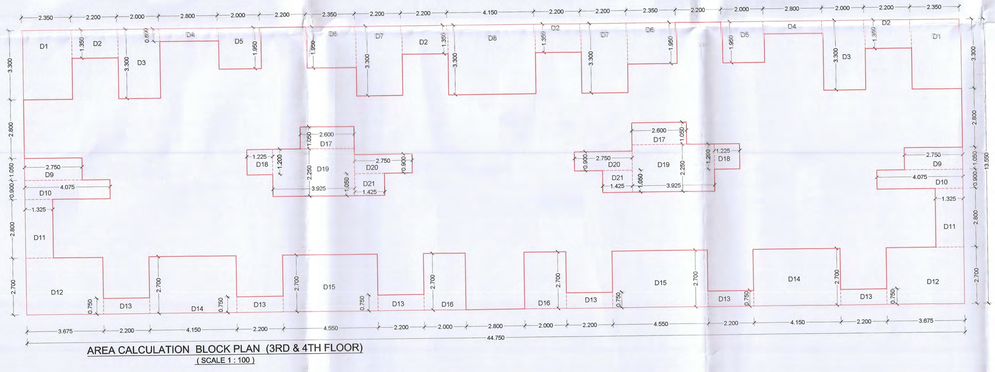


TERRACE AREA STATEMENT									
FLOOR	BU AREA IN SQM.	PERMISSIBLE TERR. 20 %	PROVIDED TERRACE IN SQM.						TOTAL
1ST	363.833	72.767	T-1	2.350	x	1.950	x	2	9.165
			T-2	2.275	x	1.950	x	4	17.745
			T-3	2.000	x	1.950	x	4	15.600
			T-4	2.200	x	1.950	x	2	8.580
			TOTAL						51.090
3RD	375.173	75.035	T-1	2.350	x	1.950	x	2	9.165
			T-2	2.275	x	1.950	x	4	17.745
			T-3	2.000	x	1.950	x	4	15.600
			T-4	2.200	x	1.950	x	2	8.580
TOTAL									51.090
1ST & 3RD FLOOR PLAN									102.180

TENEMENT AREA STATEMENT BLDG. No.- 1		
Flat No.	Carpet Area IN SQM.	B/U Area IN SQM.
WING - A		
001,101, 201,301,401	23.213	27.089
002, 102, 202,302, 402	23.213	26.699
003, 103, 203,303, 403	23.213	26.712
004, 104, 204,304, 404	23.213	27.001
WING - B		
001,101, 201,301, 401	23.213	26.791
002, 102, 202,302, 402	23.218	26.603
003, 103, 203,303, 403	23.218	26.603
004, 104, 204,304, 404	23.213	26.791
WING - C		
001,101, 201,301, 401	23.213	27.001
002, 102, 202,302, 402	23.213	26.712
003, 103, 203,303, 403	23.213	26.699
004, 104, 204,304,404	23.213	27.089

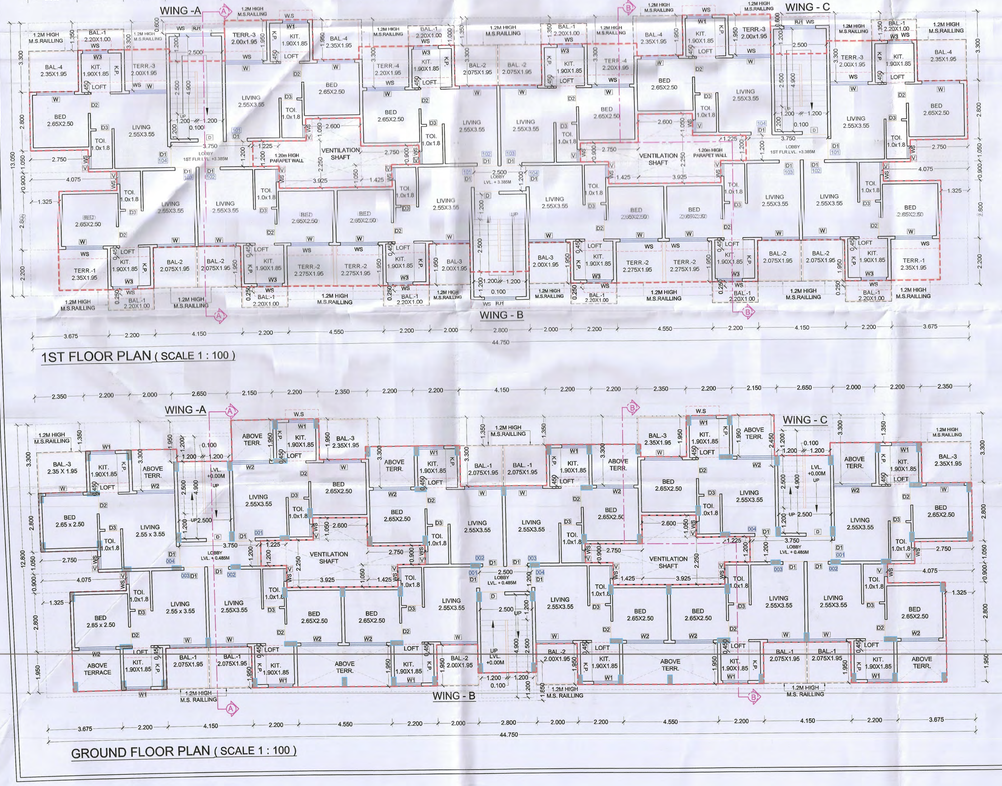


3RD FLOOR PLAN (SCALE 1 : 100)

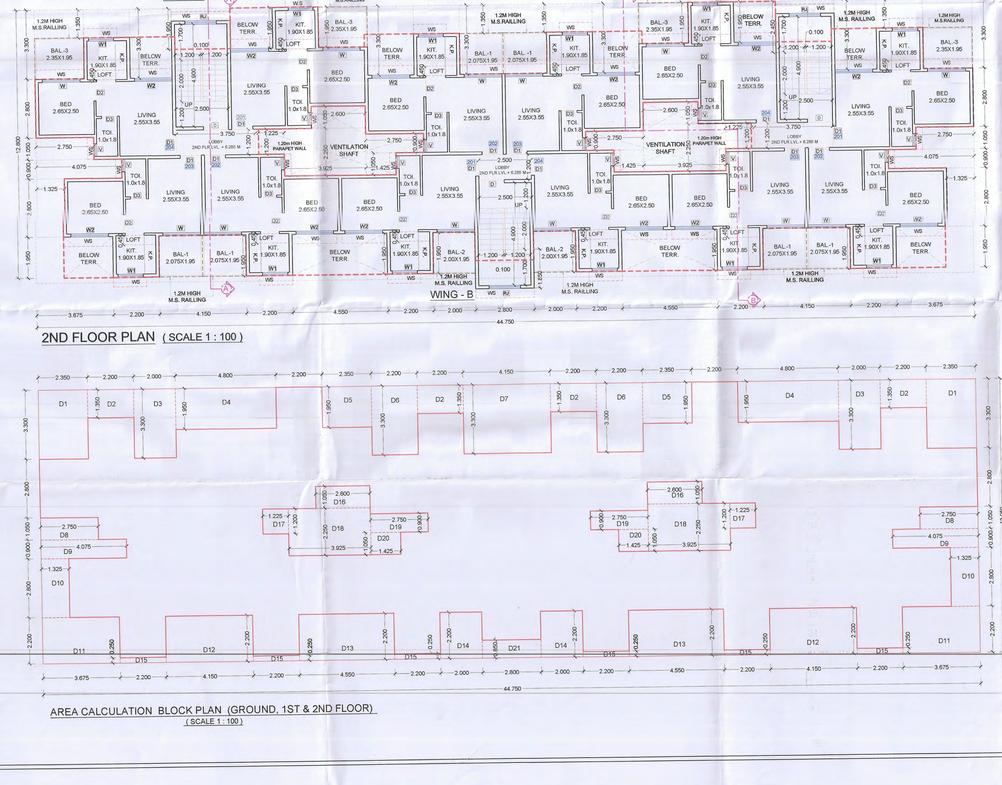


AREA CALCULATION BLOCK PLAN (3RD & 4TH FLOOR)
(SCALE 1 : 100)

3RD & 4TH FLOOR AREA CALCULATION								
Description	Length		Breath		No.		Area in sqm
Block	44.750	X	13.550	X	1	=	606.363
(A)	Total					=	606.363
Deductions							
1	2.350	X	3.300	X	2	=	15.510
2	2.200	X	1.350	X	4	=	11.880
3	2.000	X	3.300	X	2	=	13.200
4	2.800	X	0.600	X	2	=	3.360
5	2.000	X	1.950	X	2	=	7.800
6	2.350	X	1.950	X	2	=	9.165
7	2.200	X	3.300	X	2	=	14.520
8	4.150	X	3.300	X	1	=	13.695
9	2.750	X	1.050	X	2	=	5.775
10	4.075	X	0.900	X	2	=	7.335
11	1.325	X	2.800	X	2	=	7.420
12	3.675	X	2.700	X	2	=	19.845
13	2.200	X	0.750	X	6	=	9.900
14	4.150	X	2.700	X	2	=	22.410
15	4.550	X	2.700	X	2	=	24.570
16	2.000		2.700	X	2	=	10.800
17	2.600	X	1.050	X	2	=	5.460
18	1.225	X	1.200	X	2	=	2.940
19	3.925	X	2.250	X	2	=	17.663
20	2.750	X	0.900	X	2	=	4.950
21	1.425	X	1.050	X	2	=	2.993
21	2.800	X	0.850	X	1	=	2.380
(B)	Total					=	220.155
(A-B)	606.363	-	220.155			=	363.833
Prop. Net Area on 3rd & 4th Floor						=	363.833



1ST FLOOR PLAN (SCALE 1 : 100)



2ND FLOOR PLAN (SCALE 1 : 100)

BALCONY AREA STATEMENT (3RD FLOOR)							
PERMISSIBLE BALCONY	375.173 x 15/100				=	56.276	
PROPOSED BALCONY AREA							
TYPE OF BAL	LINGTH		WIDTH		Nos.		Area in sqm.
Bal. - 1	2.200	X	1.000	X	10	=	22.000
Bal. - 2	2.075	X	1.950	X	6	=	24.278
Bal. - 3	2.000	X	1.950	X	2	=	7.800
Bal. - 4	2.350	X	1.950	X	4	=	18.330
Total						=	72.408
EXCESS BALCONY AREA						=	16.132
NET ARE ON 3RD FLOOR (375.173 + 16.132)						=	391.305

BALCONY AREA STATEMENT (4TH FLOOR)							
PERMISSIBLE BALCONY	375.173 x 15/100				=	56.276	
PROPOSED BALCONY AREA (4TH FLOOR)							
TYPE OF BAL	LINGTH		WIDTH		Nos.		Area in sqm.
Bal. - 1	2.075	X	1.950	X	6	=	24.278
Bal. - 2	2.000	X	1.950	X	2	=	7.800
Bal. - 3	2.350	X	1.950	X	4	=	18.330
Total						=	50.408
BALANCE BALCONY AREA (4TH FLOOR)						=	5.868

GROUND, 1ST & 2ND FLOOR AREA CALCULATION							
Description	Length		Breath		No.		Area in sqm
Block	44.750	X	13.050	X	1	=	583.988
(A)	Total					=	583.988
Deductions							
1	2.350	X	3.300	X	2	=	15.510
2	2.200	X	1.350	X	4	=	11.880
3	2.000	X	3.300	X	2	=	13.200
4	4.800	X	1.950	X	2	=	18.720
5	2.350	X	1.950	X	2	=	9.165
6	2.200	X	3.300	X	2	=	14.520
7	4.150	X	3.300	X	1	=	13.695
8	2.750	X	1.050	X	2	=	5.775
9	4.075	X	0.900	X	2	=	7.335
10	1.325	X	2.800	X	2	=	7.420
11	3.675	X	2.200	X	2	=	16.170
12	4.150	X	2.200	X	2	=	18.260
13	4.550	X	2.200	X	2	=	20.020
14	2.000	X	2.200	X	2	=	8.800
15	2.200	X	0.250	X	6	=	3.300
16	2.600	X	1.050	X	2	=	5.460
17	1.225	X	1.200	X	2	=	2.940
18	3.925	X	2.250	X	2	=	17.663
19	2.750	X	0.900	X	2	=	4.950
20	1.425	X	1.050	X	2	=	2.993
21	2.800	X	0.850	X	1	=	2.380
(B)	Total					=	220.155
(A-B)	583.988	-	220.155			=	363.833
Prop. Net Area on Ground, 1st & 2nd Floor						=	363.833

GROUND FLOOR PLAN (SCALE 1 : 100)

AREA CALCULATION BLOCK PLAN (GROUND, 1ST & 2ND FLOOR)
(SCALE 1 : 100)

BALCONY AREA STATEMENT (GROUND & 2ND FLOOR)							
PERMISSIBLE BALCONY	363.833 x 15/100				=	54.575	
PROPOSED BALCONY AREA (2ND & 4TH)							
TYPE OF BAL	LINGTH		WIDTH		Nos.		Area in sqm.
Bal. - 1	2.075	X	1.950	X	6	=	24.278
Bal. - 2	2.000	X	1.950	X	2	=	7.800
Bal. - 3	2.350	X	1.950	X	4	=	18.330
Total						=	50.408
PROPOSED BALCONY AREA PER FLOOR						=	50.408
BALANCE BALCONY AREA PER FLOOR (GROUND & 2ND)						=	4.167

BALCONY AREA STATEMENT (1ST FLOOR)							
PERMISSIBLE BALCONY	363.833 x 15/100				=	54.575	
PROPOSED BALCONY AREA							
TYPE OF BAL	LINGTH		WIDTH		Nos.		Area in sqm.
Bal. - 1	2.200	X	1.000	X	10	=	22.000
Bal. - 2	2.075	X	1.950	X	6	=	24.278
Bal. - 3	2.000	X	1.950	X	2	=	7.800
Bal. - 4	2.350	X	1.950	X	4	=	18.330
Total						=	72.408
EXCESS BALCONY AREA						=	17.833
NET ARE ON 1ST FLOOR (363.833 + 17.833)						=	381.666

TOTAL UNITS	
RESIDENTIAL	60
COMMERCIAL	0

SPECIFICATIONS

External wall thk	0.15M
Internal wall thk	0.10M

SCHEDULE OF DOORS

TYPE	SIZE IN M.	AREA IN SQM	DISCREPTION
D	1.20X2.10	2.520	T.w Panel door
D1	1.0X2.10	2.100	T.w Panel door
D2	0.9X2.10	1.890	T.w Panel door
D3	0.75X2.10	1.575	T.w Panel door

SCHEDULE OF WINDOWS

TYPE	SIZE IN M.	AREA IN SQM	SILL HT. IN M.	DISCREPTION
W	1.80X2.15	3.870	0.15	Al.Sliding French window
W1	1.20X1.30	1.560	1.00	Al.Sliding window
W2	1.80X1.40	2.520	0.90	Al.Sliding window
W3	1.20X2.15	2.580	0.15	Al.Sliding French window
RJ	1.50X1.40	2.100	0.90	R.C.C. JALI
RJ1	1.50X1.424	2.136	0.45	R.C.C. JALI
V	0.60X0.75	0.450	1.55	Al.Louverd Winddow

LIGHT & VENTILATION STATEMENT :-

Room	Size in m.	Carpet Area in sqm.	Req. Area in sqm.	Type	Area sqmt.
LIVING	2.55x3.55	9.053	1.509	W	3.870
				W2	2.520
BED	2.65x2.50	6.625	1.104	W	3.870
				W2	2.520
KIT.	1.90x1.85	3.515	1.000	W1	1.560
				W3	2.580
TOI.	1.00x1.80	1.800	0.300	V	0.450

SHEET CONTENT :-

GROUND, 1ST, 2ND & 3RD FLOOR PLAN, AREA DIAGRAM ,SECTION, ELEVATION, AREA CALCULATION & KEY PLAN, TENEMENT AREA STATEMENT, TERRACE AREA STATEMENT.

NAME OF THE OWNER & SIGNATURE

MR. SURYAKANT S. WADKAR

DESCRIPTION OF PROPOSAL & PROPERTY

PROPOSED RESIDENTIAL BUILDINGS ON LAND BEARING S. No. 195/1, 2 & 6; 197/1 & 197/2, AT VILL.- MORBE; TAL.- PANVEL; DIST.- RAIGAD, MAHARASHTRA

ARCHITECT NAME & SIGN

SUHAS R. GOKHALE
Consultant - Urban Planning
5/46,artist Village, Sector - 08
S. M. Pandit Road, CBD Belapur
Navi Mumbai - 400 614

AR. SUHAS GOKHALE
REG NO : CA/2/26917

DATE	DRAWN. BY	CHKD. BY	SCALE	NORTH
07.04.17	Rajeshree	Sachin	1:100	

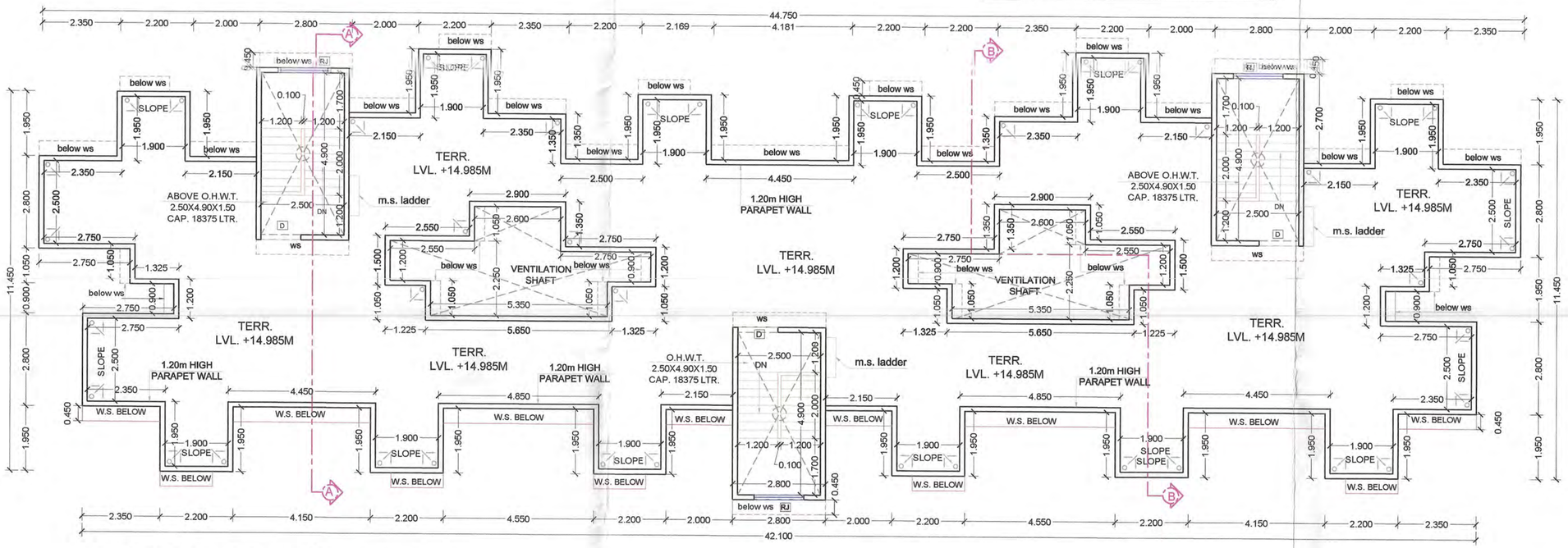
AR.SUHAS GOKHALE

ADD - 5/46, ARTIST VILLAGE, SEC-8, CBD BELAPUR, NAVI MUMBAI
MAIL - archsuhas@gmail.com

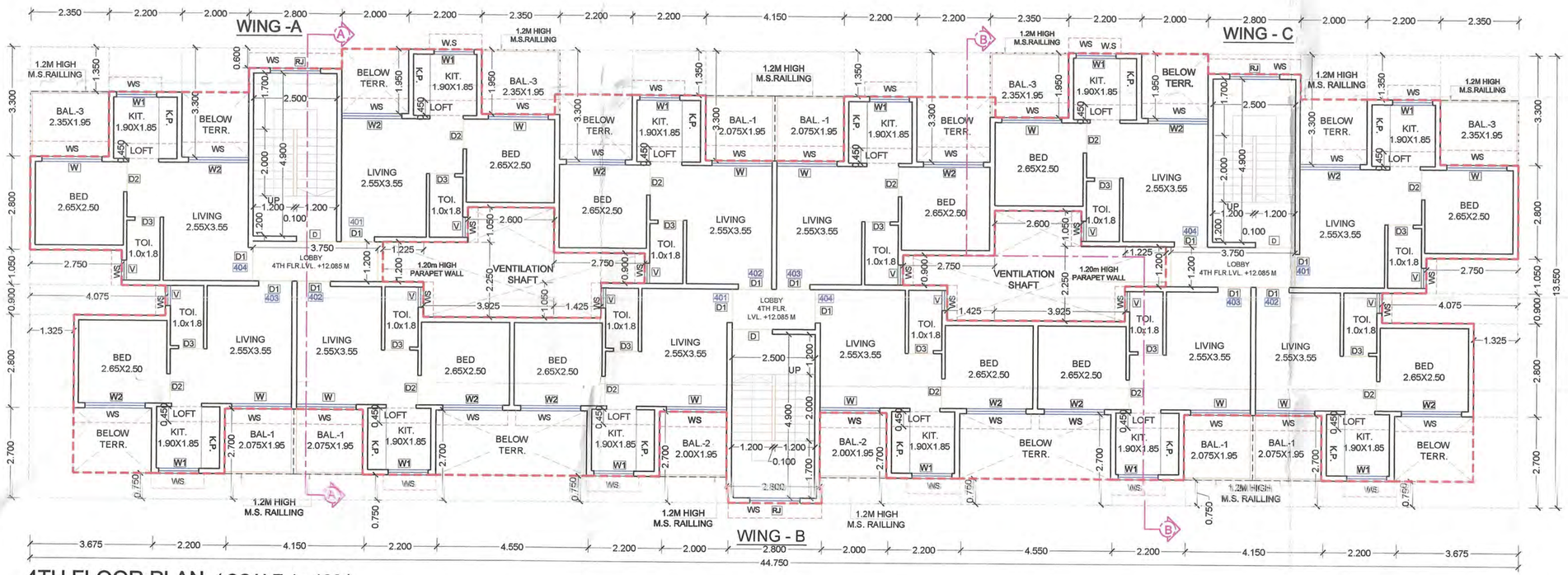
BUILDING No. 1

SCHEDULE OF DOORS			
TYPE	SIZE IN M.	AREA IN SQM	DISCREPTION
D	1.20X2.10	2.520	T.w Panel door
D1	1.0X2.10	2.100	T.w Panel door
D2	0.9X2.10	1.890	T.w Panel door
D3	0.75X2.10	1.575	T.w Panel door

LIGHT & VENTILATION STATEMENT :-					
Room	Size in m.	Carpet Area in sqm	Reqd. Area in sqm.	Type	Area sqm.
LIVING	2.55x3.55	9.053	1.509	W W2	3.870 2.520
BED	2.65x2.50	6.625	1.104	W W2	3.870 2.520
KIT.	1.90x1.85	3.515	1.000	W1 W3	1.560 2.580
TOI.	1.00x1.80	1.800	0.300	V	0.450



TERRACE FLOOR PLAN (SCALE 1 : 100)



4TH FLOOR PLAN (SCALE 1 : 100)

STAMP OF APPROVAL | 4/9

AMENDED DEVELOPMENT PERMISSION GRANTED
Subject to the conditions mentioned in this office's letter No.:
CIDCO/NAINA/PANVEL/Mo.be/AP-103/cc/2017/225
Dated 13 APR 2017
13/4/2017
Associate Planner (NAINA)

SCHEDULE OF WINDOWS				
TYPE	SIZE IN M.	AREA IN SQM	SILL HT. IN M.	DISCREPTION
W	1.80X2.15	3.870	0.15	Al.Sliding French window
W1	1.20X1.30	1.560	1.00	Al.Sliding window
W2	1.80X1.40	2.520	0.90	Al.Sliding window
W3	1.20X2.15	2.580	0.15	Al.Sliding French window
RJ	1.50X1.40	2.100	0.90	R.C.C. JALI
RJ1	1.50X1.424	2.136	0.45	R.C.C. JALI
V	0.60X0.75	0.450	1.55	Al.Louverd Window

TOTAL UNITS	
RESIDENTIAL	60
COMMERCIAL	0

SPECIFICATIONS	
External wall thk	0.15M
Internal wall thk	0.10M

SHEET CONTENT :-

4TH FLOOR PLAN & TERRACE FLOOR PLAN

NAME OF THE OWNER & SIGNATURE

MR. SURYAKANT S. WADKAR

DESCRIPTION OF PROPOSAL & PROPERTY

PROPOSED RESIDENTIAL BUILDINGS ON LAND BEARING S. No. 195/1, 2 & 6; 197/1 & 197/2, AT VILL:- MORBE; TAL.- PANVEL; DIST.- RAIGAD, MAHARASHTRA

ARCHITECT NAME & SIGN

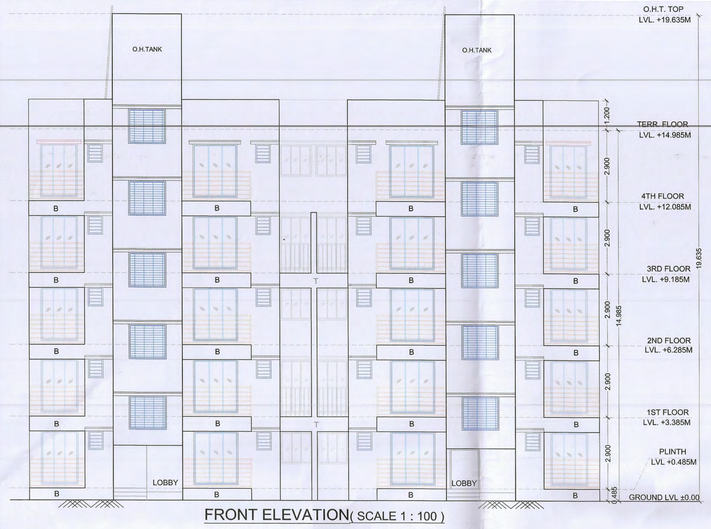
SUHAS R. GOKHALE
Consultant - Urban Planning
5/46,artist Village, Sector - 08
S. M. Pandit Road, CBD Belapur,
Navi Mumbai - 400 614

AR. SUHAS GOKHALE
REG NO : CA/82/06917

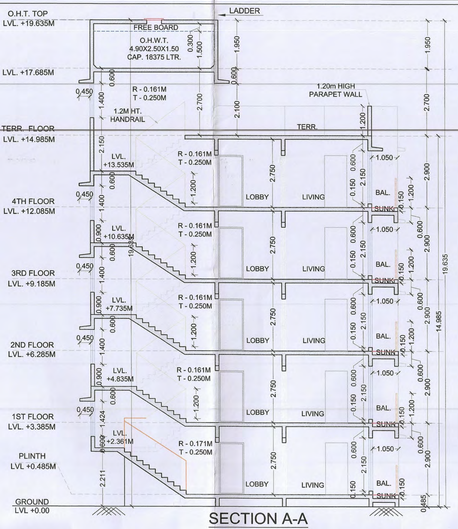
DATE	DRAWN. BY	CHKD. BY	SCALE	NORTH
07.04.17	SACHIN	PANERKAR	1:100	N

AR.SUHAS GOKHALE
ADD - 5/46, ARTIST VILLAGE, SEC-8, CBD BELAPUR, NAVI MUMBAI
MAIL - archsuhas@gmail.com

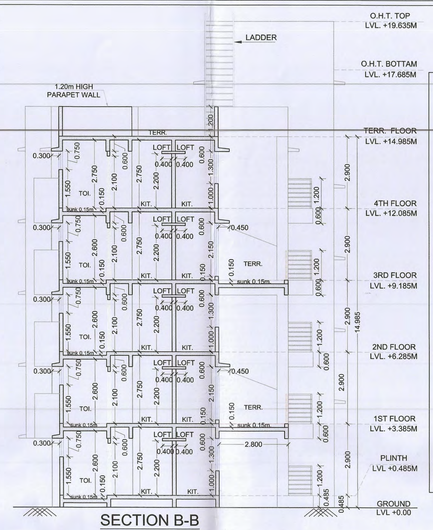
BUILDING No. - 2,6,7& 8 | STAMP OF APPROVAL | 5/8



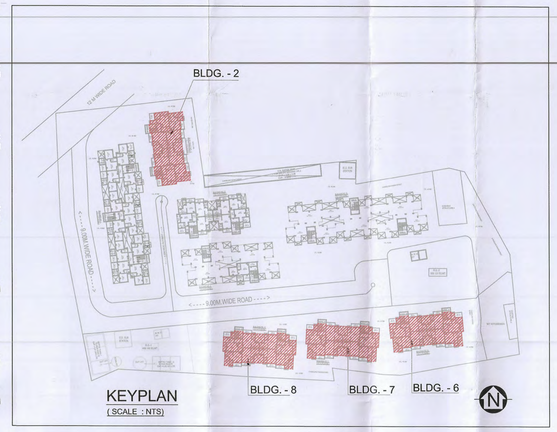
FRONT ELEVATION(SCALE 1 : 100)



SECTION A-A
(SCALE 1 : 100)

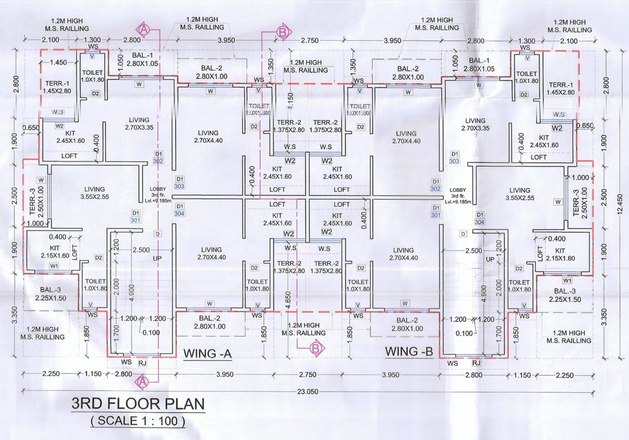


SECTION B-B
(SCALE 1 : 100)

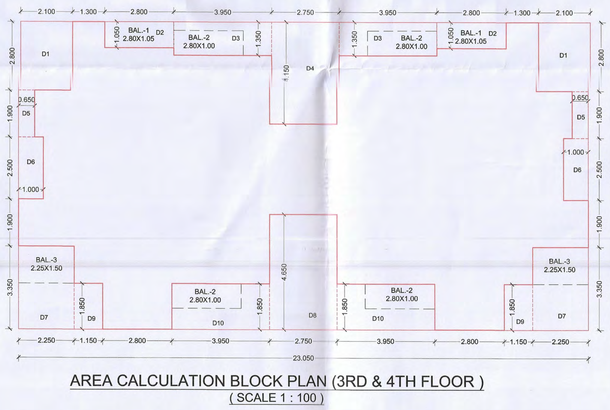


KEYPLAN
(SCALE : NTS)

AMENDED DEVELOPMENT PERMISSION GRANTED
Subject to the conditions mentioned in this office's letter No.:
CIDCO/NAINA/AMVEL/Make/Layout/cc/2017/055
Dated 13 APR 2017
Associate Planner (NAINA)



3RD FLOOR PLAN
(SCALE 1 : 100)

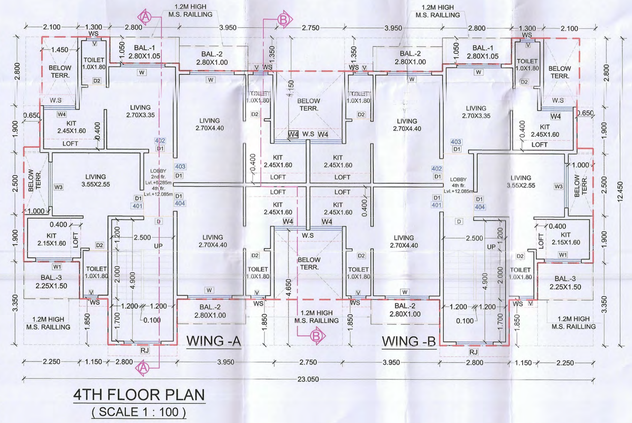


AREA CALCULATION BLOCK PLAN (3RD & 4TH FLOOR)
(SCALE 1 : 100)

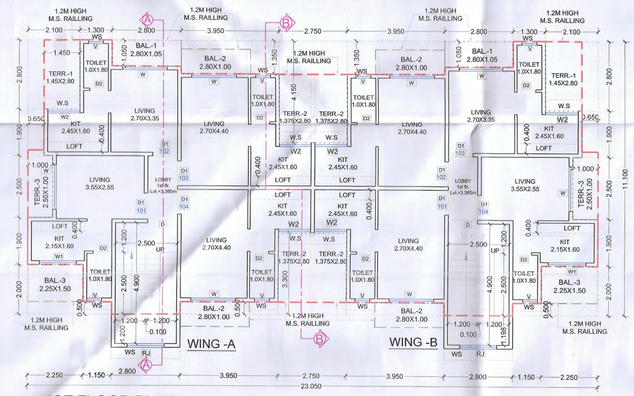
3RD & 4TH FLOOR AREA CALCULATION

Discription	Length		Breath		No.		Area in sqm
Block	23.050	X	12.450	X	1	=	286.973
(A)	Total					=	286.973
Deductions							
1	2.100	X	2.800	X	2	=	11.760
2	2.800	X	1.050	X	2	=	5.880
3	3.950	X	1.350	X	2	=	10.665
4	2.750	X	4.150	X	1	=	11.413
5	0.650	X	1.900	X	2	=	2.470
6	1.000	X	2.500	X	2	=	5.000
7	3.350	X	2.250	X	2	=	15.075
8	2.750	X	4.650	X	1	=	12.788
9	1.150	X	1.850	X	2	=	4.255
10	3.950	X	1.850	X	2	=	14.615
(B)	Total					=	93.920
Gross Area (A-B)	286.973	-	93.920			=	193.053
Prop. Net Area on 3rd & 4th Floor						=	193.053

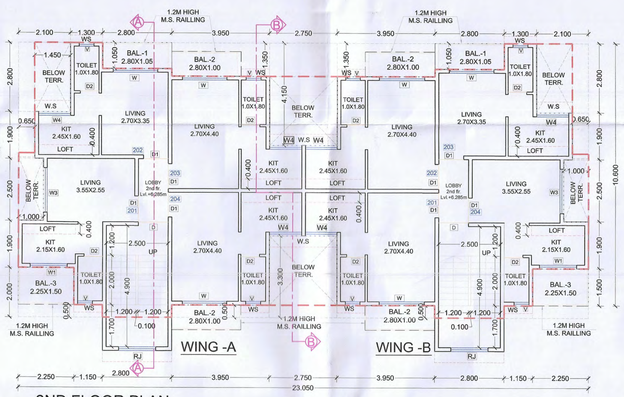
BALCONY AREA STATEMENT (3rd & 4th FLOOR)			
PERMISSIBLE BALCONY	193.053 x 15/100	=	28.958
PROPOSED BALCONY AREA			
TYPE OF BAL	LINGTH	WIDTH	Nos.	=	Area in sqm.
Bal. - 1	2.800 X	1.050 X	2	=	5.880
Bal. - 2	2.800 X	1.000 X	4	=	11.200
Bal. - 3	2.250 X	1.500 X	2	=	6.750
Total				=	23.830
PROPOSED BALCONY AREA PER FLOOR				=	23.830
BALANCE BALCONY AREA PER FLOOR(3rd & 4th)				=	5.128



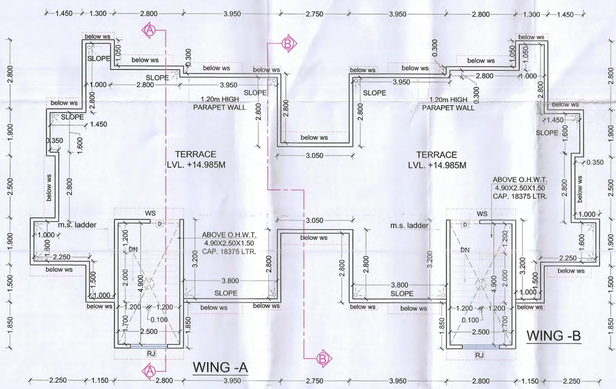
4TH FLOOR PLAN
(SCALE 1 : 100)



1ST FLOOR PLAN
(SCALE 1 : 100)



2ND FLOOR PLAN
(SCALE 1 : 100)



TERRACE FLOOR PLAN
(SCALE 1 : 100)

SPECIFICATIONS		
EXternal wall thk	0.15M	
Internal wall thk	0.10M	
TOTAL UNITS		
RESIDENTIAL	40	
COMMERCIAL	0	

SCHEDULE OF DOORS

TYPE	SIZE IN M.	AREA IN SQM	DISCREPTION
D	1.2X2.10	2.520	T.w Panel door
D1	1.0X2.10	2.100	T.w Panel door
D2	0.75X2.10	1.575	T.w Panel door

SCHEDULE OF WINDOWS

TYPE	SIZE IN M.	AREA IN SQM	SILL HT IN M.	DISCREPTION
W	1.80X2.15	3.870	0.15	Al.Sliding French window
W1	1.50X2.15	3.225	0.15	Al.Sliding French window
W2	1.30X2.15	2.790	0.15	Al.Sliding French window
W3	1.80X1.20	2.160	1.10	Al.Sliding window
W4	1.30X1.30	1.690	1.00	Al.Sliding window
RJ	1.50X1.50	2.250	0.85	R.C.C. JALI
RJ1	1.50 X1.425	2.137	0.60	R.C.C. JALI
V	0.60X0.75	0.450	1.55	Al.Louvered Window

LIGHT & VENTILATION STATEMENT :-

Room	Room Size in m.	Carpet Area sqm	Reqd. Area in sqm.	Type	Area sqm.
LIVING	2.70X4.40	11.880	1.980	W	3.870
				WS	2.160
KITCHEN	2.45X1.60	3.920	1.000	W1	3.225
				W2	2.790
				W4	1.690
TOI.	1.00X1.80	1.800	0.300	V	0.450

SHEET CONTENT :-

GROUND, 1ST TO 4TH FLOOR & TERRACE FLOOR PLAN, SECTIONS, ELEVATION , TERRACE AREA STATEMENT, TENEMENT AREA STATEMENT, AREA CALCULATION & KEY PLAN.

NAME OF THE OWNER & SIGNATURE

MR. SURYAKANT S. WADKAR

DESCRIPTION OF PROPOSAL & PROPERTY

PROPOSED RESIDENTIAL BUILDINGS ON LAND BEARING S. No. 195/1, 2 & 6; 197/1 & 197/2, AT VILL:- MORBE, TAL - PANVEL; DIST.- RAIGAD, MAHARASHTRA

ARCHITECT NAME & SIGN

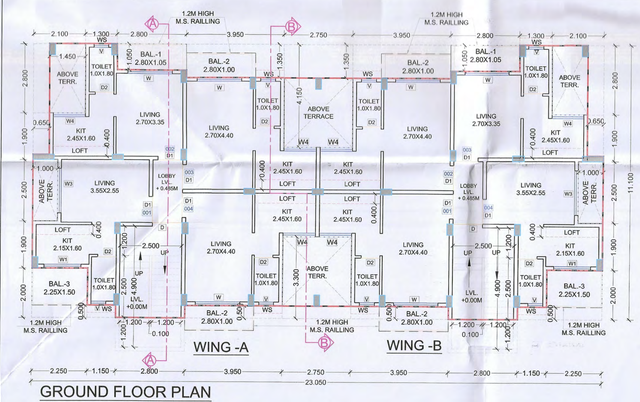
SUHAS R. GOKHALE
Consultant - Urban Planning
5/46,Artist Village, Sector - 08
S. M. Pandit Road, CBD Belapur,
Navi Mumbai - 400 614

AR. SUHAS GOKHALE
REG NO : CA/82/06917

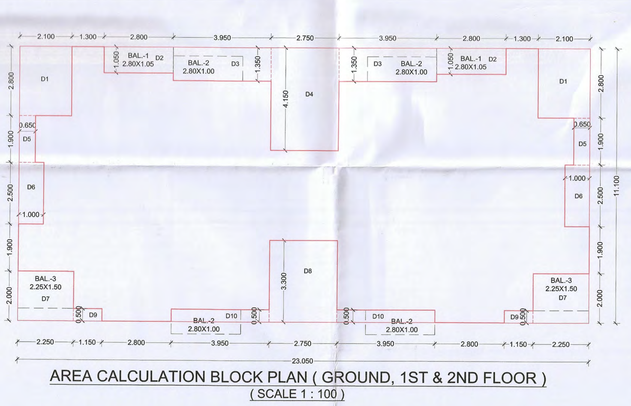
DATE	DRAWN. BY	CHKD. BY	SCALE
07-04-17	Rajeshree	Sachin	1:100

AR.SUHAS GOKHALE

ADD - 5/46, ARTIST VILLAGE, SEC-8, CBD BELAPUR, NAVI MUMBAI
MAIL - archsuhas@gmail.com



GROUND FLOOR PLAN
(SCALE 1 : 100)



AREA CALCULATION BLOCK PLAN (GROUND, 1ST & 2ND FLOOR)
(SCALE 1 : 100)

GROUND ,1ST & 2ND FLOOR AREA CALCULATION

Discription	Length		Breath		No.		Area in sqm
Block	23.050	X	11.100	X	1	=	255.855
(A)	Total					=	255.855
Deductions							
1	2.100	X	2.800	X	2	=	11.760
2	2.800	X	1.050	X	2	=	5.880
3	3.950	X	1.350	X	2	=	10.665
4	2.750	X	4.150	X	1	=	11.413
5	0.650	X	1.900	X	2	=	2.470
6	1.000	X	2.500	X	2	=	5.000
7	2.250	X	2.000	X	2	=	9.000
8	2.750	X	3.300	X	1	=	9.075
9	1.150	X	0.500	X	2	=	1.150
10	3.950	X	0.500	X	2	=	3.950
(B)	Total					=	70.363
Gross Area (A-B)	255.855	-	70.363			=	185.493
Prop. Net Area on Ground, 1st & 2nd Floor						=	185.493

BALCONY AREA STATEMENT (Ground ,1st & 2nd FLOOR)			
PERMISSIBLE BALCONY	185.493 x 15/100	=	27.824
PROPOSED BALCONY AREA			
TYPE OF BAL	LINGTH	WIDTH	Nos.	=	Area in sqm.
Bal. - 1	2.800 X	1.050 X	2	=	5.880
Bal. - 2	2.800 X	1.000 X	4	=	11.200
Bal. - 3	2.250 X	1.500 X	2	=	6.750
Total				=	23.830
PROPOSED BALCONY AREA PER FLOOR				=	23.830
BALANCE BALCONY AREA PER FLOOR(Ground ,1st & 2nd)				=	3.994

TERRACE AREA STATEMENT

FLOOR	BU AREA IN SQM.	PERMISSIBLE TERR. 20 %	PROVIDED TERRACE IN SQM.			=	TOTAL
1ST FLOOR PLAN							
1ST	185.493	37.099	T-1	1.450	x 2.800 x 2	=	8.120
			T-2	1.375	x 2.800 x 4	=	15.400
			T-3	2.500	x 1.000 x 2	=	5.000
TOTAL						=	28.520
3RD FLOOR PLAN							
3RD	193.053	38.611	T-1	1.450	x 2.800 x 2	=	8.120
			T-2	1.375	x 2.800 x 4	=	15.400
			T-3	2.500	x 1.000 x 2	=	5.000
TOTAL						=	28.520
TOTAL TERRACE 1ST & 3RD FLOOR AREA						=	57.040

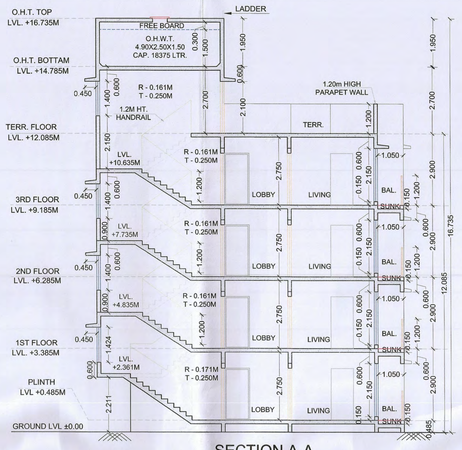
TENEMENT AREA STATEMENT BLDG. No.-2,6,7 & 8

Flat No.	Carpet Area IN SQM.	B/U Area IN SQM.
WING -A		
001, 101, 201,301, 401	15.945	18.869
002, 102, 202,302, 402	15.980	18.545
003, 103, 203,303, 403	18.815	21.221
004, 104, 204,304, 404	18.815	21.472
WING - B		
001, 101, 201,301, 401	18.815	21.472
002, 102, 202,302, 402	18.815	21.221
003, 103, 203,303, 403	15.980	18.545
004, 104, 204,304, 404	15.945	18.869

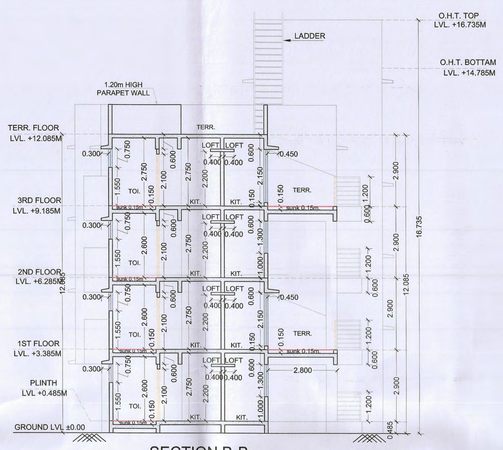
BUILDING No. - 3 | STAMP OF APPROVAL | 6/9



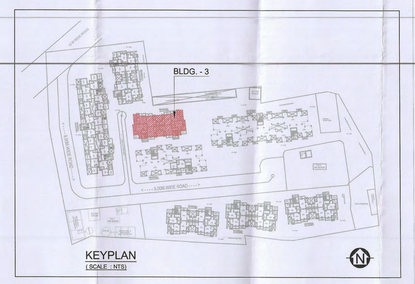
FRONT ELEVATION
(SCALE 1 : 100)



SECTION A-A
(SCALE 1 : 100)



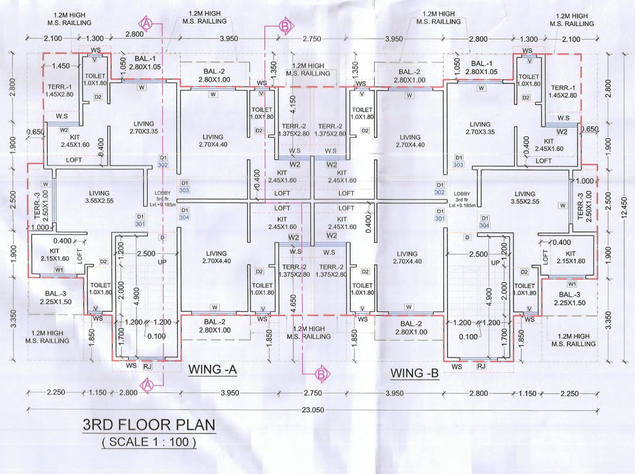
SECTION B-B
(SCALE 1 : 100)



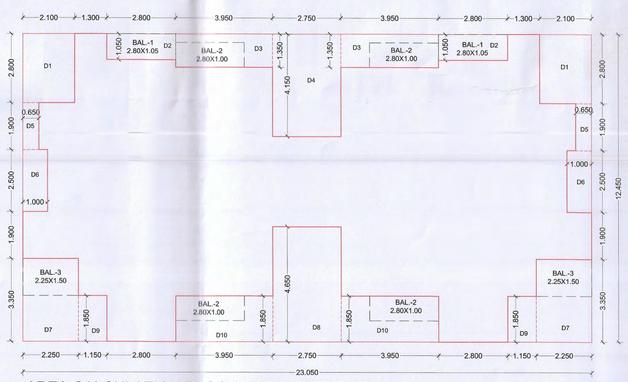
AMENDED DEVELOPMENT PERMISSION GRANTED
Subject to the conditions mentioned in this office's letter No.:
CIDCO/NAINA/PANVEL/M.obc/DP-10/TC/2017/235
Dated 13 APR 2017
13/4/2017
Associate Planner (NAINA)

TERRACE AREA STATEMENT									
FLOOR	BU AREA IN SQM.	PERMISSIBLE TERR. 20 %	PROVIDED TERRACE IN SQM.					=	TOTAL
1ST FLOOR PLAN									
1ST	185.493	37.099	T-1	1.450	x	2.800	x 2	=	8.120
			T-2	1.375	x	2.800	x 4	=	15.400
			T-3	2.500	x	1.000	x 2	=	5.000
TOTAL								=	28.520
3RD FLOOR PLAN									
3RD	193.053	38.611	T-1	1.450	x	2.800	x 2	=	8.120
			T-2	1.375	x	2.800	x 4	=	15.400
			T-3	2.500	x	1.000	x 2	=	5.000
TOTAL								=	28.520
TOTAL TERRACE 1ST & 3RD FLOOR AREA								=	57.040

TENEMENT AREA STATEMENT BLDG. No.-3		
Flat No.	Carpet Area IN SQM.	B/U Area IN SQM.
WING -A		
001, 101, 201,301,	15.945	18.869
002, 102, 202,302	15.980	18.545
003, 103, 203,303	18.815	21.221
004, 104, 204,304	18.815	21.472
WING - B		
001, 101, 201,301	18.815	21.472
002, 102, 202,302	18.815	21.221
003, 103, 203,303	15.980	18.545
004, 104, 204,304	15.945	18.869



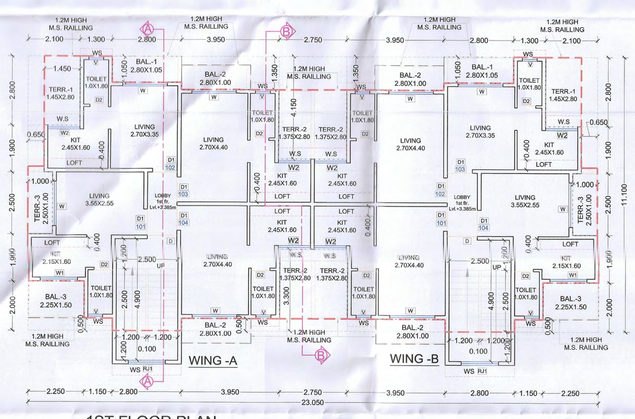
3RD FLOOR PLAN
(SCALE 1 : 100)



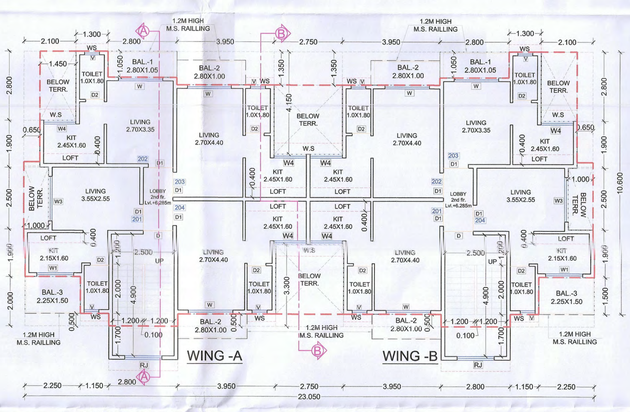
AREA CALCULATION BLOCK 3RD FLOOR PLAN (SCALE 1 : 100)

3RD FLOOR AREA CALCULATION								
Discription	Length		Breath		No.		Area in sqm
Block	23.050	X	12.450	X	1	=	286.973
(A)	Total					=	286.973
Deductions							
1	2.100	X	2.800	X	2	=	11.760
2	2.800	X	1.050	X	2	=	5.880
3	3.950	X	1.350	X	2	=	10.665
4	2.750	X	4.150	X	1	=	11.413
5	0.650	X	1.900	X	2	=	2.470
6	1.000	X	2.500	X	2	=	5.000
7	3.350	X	2.250	X	2	=	15.075
8	2.750	X	4.650	X	1	=	12.788
9	1.150	X	1.850	X	2	=	4.255
10	3.950	X	1.850	X	2	=	14.615
(B)	Total					=	93.920
Gross Area (A-B)	286.973	-	93.920			=	193.053
Prop. Net Area on 3rd Floor						=	193.053

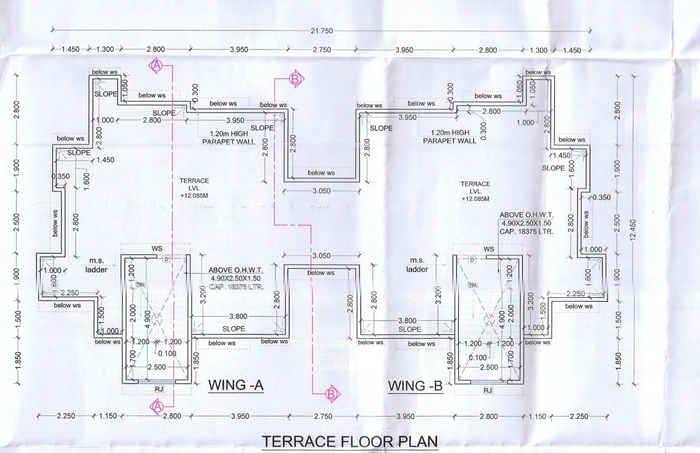
BALCONY AREA STATEMENT (Ground ,1st & 2nd FLOOR)								
PERMISSIBLE BALCONY		193.053 x 15/100				=	28.958	
PROPOSED BALCONY AREA								
TYPE OF BAL	LINGTH		WIDTH		Nos.	=	Area in sqm.	
Bal. - 1	2.800	X	1.050	X	2	=	5.880	
Bal. - 2	2.800	X	1.000	X	4	=	11.200	
Bal. - 3	2.250	X	1.500	X	2	=	6.750	
Total					8	=	23.830	
PROPOSED BALCONY AREA PER FLOOR						=	23.830	
BALANCE BALCONY AREA 3RD FLOOR						=	5.128	



1ST FLOOR PLAN
(SCALE 1 : 100)



2ND FLOOR PLAN
(SCALE 1 : 100)



TERRACE FLOOR PLAN
(SCALE 1 : 100)

SPECIFICATIONS	
EXternal wall thk	0.15M
Internal wall thk	0.10M

TOTAL UNITS	
RESIDENTIAL	32
COMMERCIAL	0

SCHEDULE OF DOORS				
TYPE	SIZE IN M.	AREA IN SQM	DISCREPTION	
D	1.2X2.10	2.520	T.w	Panel door
D1	1.0X2.10	2.100	T.w	Panel door
D2	0.75X2.10	1.575	T.w	Panel door

SCHEDULE OF WINDOWS				
TYPE	SIZE IN M.	AREA IN SQM	SILL HT IN M.	DISCREPTION
W	1.80X2.15	3.870	0.15	Al.Sliding French window
W1	1.50X2.15	3.225	0.15	Al.Sliding French window
W2	1.30X2.15	2.790	0.15	Al.Sliding French window
W3	1.80X1.20	2.160	1.10	Al.Sliding window
W4	1.30X1.30	1.690	1.00	Al.Sliding window
RJ	1.50X1.40	2.100	0.90	R.C.C. JALI
RJ1	1.50 X1.425	2.137	0.60	R.C.C. JALI
V	0.60X0.75	0.450	1.55	Al.Louvred Window

LIGHT & VENTILATION STATEMENT :-					
Room	Room Size in m.	Carpet Area sqm.	Req. Area in sqm.	Type	Area sqm.
LIVING	2.70X4.40	11.880	1.980	W	3.870
				W3	2.160
KITCHEN	2.45X1.60	3.920	1.000	W1	3.225
				W2	2.790
				W4	1.690
TOI.	1.00X1.80	1.800	0.300	V	0.450

SHEET CONTENT :-

GROUND, 1ST TO 3RD FLOOR & TERRACE FLOOR PLAN, SECTIONS, ELEVATION , TERRACE AREA STATEMENT, TENEMENTAREA STATEMENT, AREA CALCULATION & KEY PLAN.

NAME OF THE OWNER & SIGNATURE

MR. SURYAKANT S. WADKAR

DESCRIPTION OF PROPOSAL & PROPERTY

PROPOSED RESIDENTIAL BUILDINGS ON LAND BEARING S. No. 195/1, 2 & 6; 197/1 & 197/2, AT VILL:- MORBE; TAL:- PANVEL; DIST.- RAIGAD, MAHARASHTRA

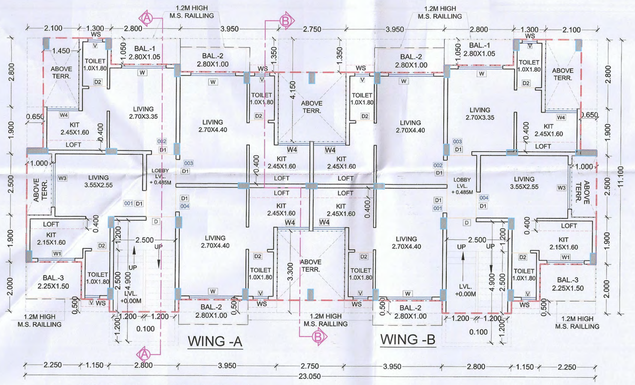
ARCHITECT NAME & SIGN

SUHAS R. GOKHALE
Consultant - Urban Planning
546,ar1st Village, Sector - 08
S. M. Pandit Road, CBD Belapur,
Navi Mumbai - 400 614

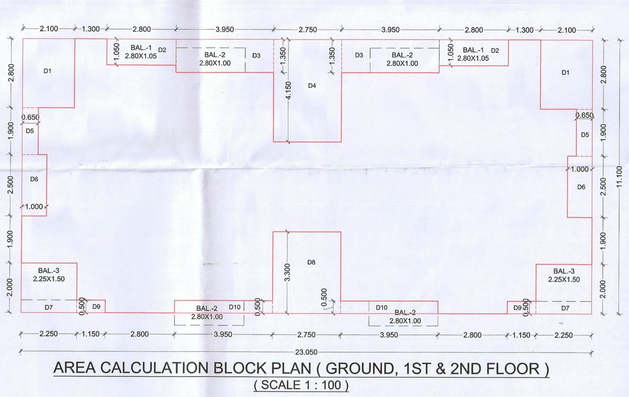
AR. SUHAS GOKHALE
REG NO : CA/82/06917

DATE	DRAWN. BY	CHKD. BY	SCALE	NORTH
07-04-17	Sachin	Panerkar	1:100	N

AR.SUHAS GOKHALE
ADD - 5/46, ARTIST VILLAGE, SEC-8, CBD BELAPUR, NAVI MUMBAI
MAIL - archsuhas@gmail.com



GROUND FLOOR PLAN
(SCALE 1 : 100)



AREA CALCULATION BLOCK PLAN (GROUND, 1ST & 2ND FLOOR)
(SCALE 1 : 100)

GROUND ,1ST & 2ND FLOOR AREA CALCULATION								
Discription	Length		Breath		No.		Area in sqm	
Block	23.050	X	11.100	X	1	=	255.855	
(A)	Total					=	255.855	
Deductions								
1	2.100	X	2.800	X	2	=	11.760	
2	2.800	X	1.050	X	2	=	5.880	
3	3.950	X	1.350	X	2	=	10.665	
4	2.750	X	4.150	X	1	=	11.413	
5	0.650	X	1.900	X	2	=	2.470	
6	1.000	X	2.500	X	2	=	5.000	
7	2.250	X	2.000	X	2	=	9.000	
8	2.750	X	3.300	X	1	=	9.075	
9	1.150	X	0.500	X	2	=	1.150	
10	3.950	X	0.500	X	2	=	3.950	
(B)	Total					=	70.363	
Gross Area (A-B)	255.855	-	70.363			=	185.493	
Prop. Net Area on Ground, 1st & 2nd Floor						=	185.493	

BALCONY AREA STATEMENT (Ground ,1st & 2nd FLOOR)								
PERMISSIBLE BALCONY		185.493 x 15/100				=	27.824	
PROPOSED BALCONY AREA								
TYPE OF BAL	LINGTH		WIDTH		Nos.	=	Area in sqm.	
Bal. - 1	2.800	X	1.050	X	2	=	5.880	
Bal. - 2	2.800	X	1.000	X	4	=	11.200	
Bal. - 3	2.250	X	1.500	X	2	=	6.750	
Total					8	=	23.830	
PROPOSED BALCONY AREA PER FLOOR						=	23.830	
BALANCE BALCONY AREA PER FLOOR(Ground ,1st & 2nd)						=	3.994	

BUILDING No. 4

STAMP OF APPROVAL 7/9

AMENDED DEVELOPMENT PERMISSION GRANTED
Subject to the conditions mentioned in this office's letter No.:
CIDCO/Vashi/Amend/Bldg. No. 4 to be read as 4/2017/236
Dated 13 APR 2017
Associate Planner (NAINA)

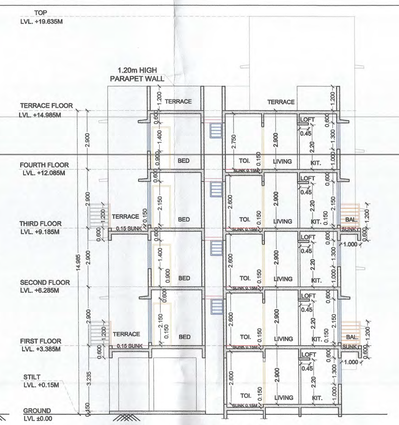
TENEMENT AREA STATEMENT BLDG. No.- 4		
Flat No.	Carpet Area IN SQM.	B/U Area IN SQM.
WING-A		
101, 201,301,401	23.213	27.089
102, 202,302,402	23.213	26.699
103, 203,303,403	23.213	26.712
104, 204,304,404	23.213	27.001
WING - B		
001	23.213	27.001
101, 201,301,401	23.213	26.791
102, 202,302,402	23.213	26.605
103, 203,303,403	23.213	26.712
104, 204,304,404	23.213	27.001



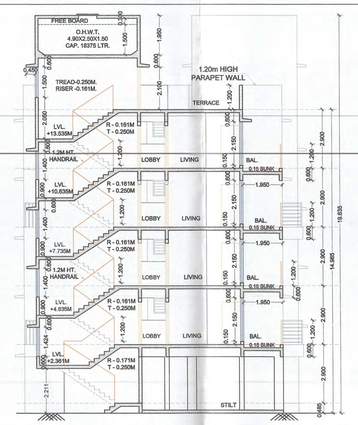
TERRACE AREA STATEMENT							
FLOOR	BU AREA IN SQM.	PERMISSIBLE TERR. 20 %	PROVIDED TERRACE IN SQM.				TOTAL
1ST	242.144	48.429	T-1	2.350	x 1.950	x 3	13.748
			T-2	2.275	x 1.950	x 2	8.873
			T-3	2.200	x 1.950	x 1	4.290
			T-4	2.000	x 1.950	x 2	7.800
TOTAL							34.710
3RD	249.704	49.941	T-1	2.350	x 1.950	x 3	13.748
			T-2	2.275	x 1.950	x 2	8.873
			T-3	2.200	x 1.950	x 1	4.290
			T-4	2.000	x 1.950	x 2	7.800
TOTAL							34.710
TOTAL TERRACE AREA 1ST & 3RD FLOOR							69.420



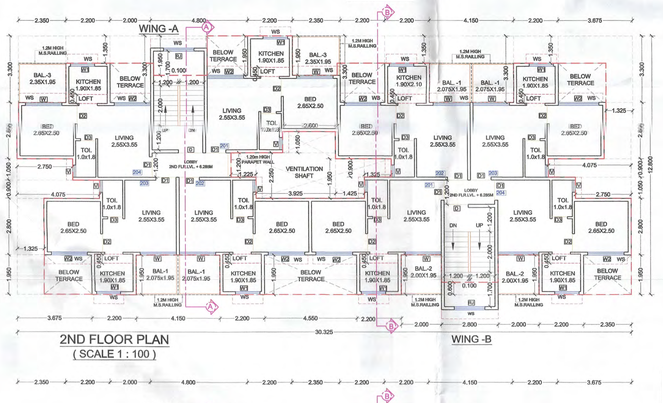
ELEVATION
(SCALE 1 : 100)



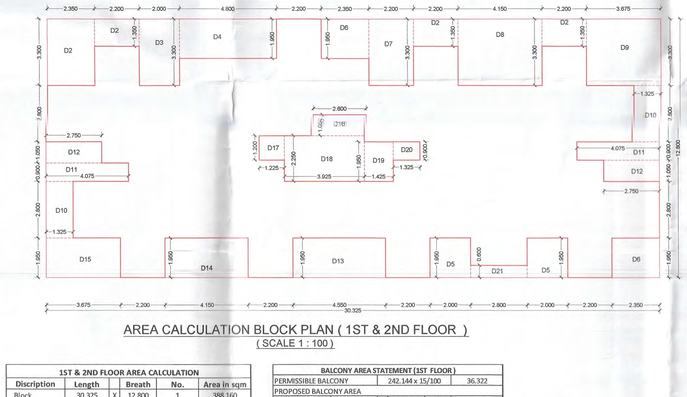
SECTION B-B
(SCALE 1 : 100)



SECTION A-A
(SCALE 1 : 100)

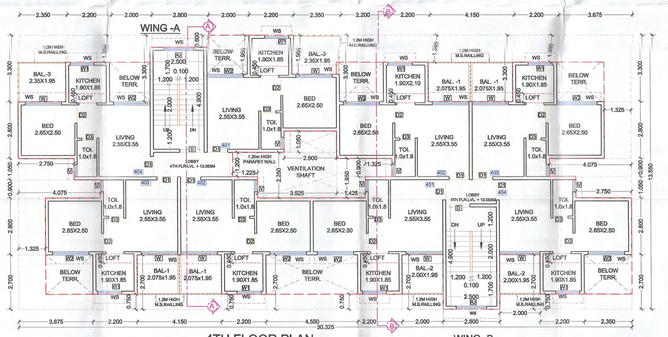


2ND FLOOR PLAN
(SCALE 1 : 100)



AREA CALCULATION BLOCK PLAN (1ST & 2ND FLOOR)
(SCALE 1 : 100)

3rd & 4th FLOOR AREA CALCULATION						
Discription	Length		Breath	No.	Area in sqm
Block	30.325	X	13.550	1	410.904
(A)	Total				410.904
Deductions					
1	2.350	X	3.300	1	7.755
2	2.200	X	1.350	3	8.910
3	2.000	X	3.300	1	6.600
4	2.800	X	0.600	1	1.680
5	2.000	X	1.950	1	3.900
6	2.350	X	1.950	1	4.583
7	2.200	X	3.300	1	7.260
8	4.150	X	3.300	1	13.695
9	3.675	X	3.300	1	12.128
10	1.325	X	2.800	2	7.420
11	4.075	X	0.900	2	7.335
12	2.750	X	1.050	2	5.775
13	2.350	X	2.700	1	6.345
14	2.200	X	0.750	2	3.300
15	2.000	X	2.700	2	10.800
16	2.200	X	0.750	2	3.300
17	4.550	X	2.700	1	12.285
18	4.150	X	2.700	1	11.205
19	3.675	X	2.700	1	9.923
20	1.225	X	1.200	1	1.470
21	2.600	X	1.050	1	2.730
22	3.925	X	2.250	1	8.831
23	1.425	X	1.950	1	2.779
24	1.325	X	0.900	1	1.193
(B)	Total				161.200
(A-B)	410.904	-	161.200		249.704
Prop. Net Area on 3rd & 4th Floor					249.704
Excess Balcony Area On 3rd Floor (TAKEN IN FSI)					11.094
Prop. Net Area on 3rd Floor (249.704+11.094)					260.798



4TH FLOOR PLAN
(SCALE 1 : 100)

TOTAL UNITS	
RESIDENTIAL	33
COMMERCIAL	0

SPECIFICATIONS	
External wall thk	0.15M
Internal wall thk	0.10M

SCHEDULE OF DOORS

TYPE	SIZE IN M.	AREA IN SQM	DISCREPTION
D	1.20X2.10	2.520	T.w Panel door
D1	1.0X2.10	2.100	T.w Panel door
D2	0.9X2.10	1.890	T.w Panel door
D3	0.75X2.10	1.575	T.w Panel door

SCHEDULE OF WINDOWS

TYPE	SIZE IN M.	AREA IN SQM	SILL HT. IN M.	DISCREPTION
W	1.80X2.15	3.870	0.15	Al.Sliding French window
W1	1.20X1.30	1.560	1.00	Al.Sliding window
W2	1.80X1.40	2.520	0.90	Al.Sliding window
W3	1.20X2.15	2.580	0.15	Al.Sliding French window
RJ	1.50X1.40	2.100	0.90	R.C.C. JALI
RJ1	1.50X1.424	2.136	0.45	R.C.C. JALI
V	0.60X0.75	0.450	1.55	Al.Louverd Window

LIGHT & VENTILATION STATEMENT :-

Room	Size in m.	Carpet Area in sqm.	Reqd. Area in sqm.	Type	Area sqm
LIVING	2.55x3.55	9.053	1.509	W	3.870
				W2	2.520
BED	2.65x2.50	6.625	1.104	W	3.870
				W2	2.520
KIT.	1.90x1.85	3.515	1.000	W1	1.560
				W3	2.580
TOI	1.00x1.80	1.800	0.300	V	0.450

SHEET CONTENT :-

GROUND,1ST TO 4TH FLOOR PLAN & TERR. FLOOR PLAN, AREA DIAGRAM & CALCULATIONS, TERR. AREA STATEMENT,CARPET AREA STATEMENT,SECTION, ELEVATION,

NAME OF THE OWNER & SIGNATURE

MR. SURYAKANT S. WADKAR

DESCRIPTION OF PROPOSAL & PROPERTY

PROPOSED RESIDENTIAL BUILDINGS ON LAND BEARING S. No. 195/1, 2 & 6; 197/1 & 197/2, AT VILL:- MORBE; TAL.- PANVEL; DIST.- RAIGAD, MAHARASHTRA

ARCHITECT NAME & SIGN

SUHAS R. GOKHALE
Consultant - Urban Planning
5/46,artist Village, Sector - 08
S. M. Pandit Road, CBD Belapur,
Navi Mumbai - 400 614

AR. SUHAS GOKHALE
REG NO : CA/82/06917

DATE	DRAWN. BY	CHKD. BY	SCALE	NORTH
07.04.17	SACHIN	PANERKAR	1:100	N

AR.SUHAS GOKHALE
ADD - 5/46, ARTIST VILLAGE, SEC-8, CBD BELAPUR, NAVI MUMBAI
MAIL - archsuhas@gmail.com

1ST FLOOR PLAN
(SCALE 1 : 100)

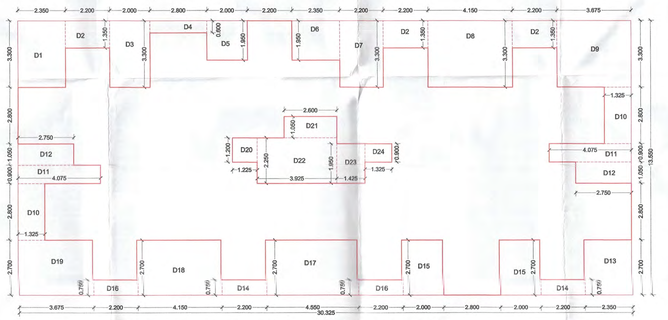
1ST & 2ND FLOOR AREA CALCULATION						
Discription	Length		Breath	No.	Area in sqm
Block	30.325	X	12.800	1	388.160
(A)	Total				388.160
Deductions					
1	2.350	X	3.300	1	7.755
2	2.200	X	1.350	3	8.910
3	2.000	X	3.300	1	6.600
4	4.800	X	1.950	1	9.360
5	2.000	X	1.950	2	7.800
6	2.350	X	1.950	2	9.165
7	2.200	X	3.300	1	7.260
8	4.150	X	3.300	1	13.695
9	3.675	X	3.300	1	12.128
10	1.325	X	2.800	2	7.420
11	4.075	X	0.900	2	7.335
12	2.750	X	1.050	2	5.775
13	4.550	X	1.950	1	8.873
14	4.150	X	1.950	1	8.093
15	3.675	X	1.950	1	7.166
16	2.600	X	1.050	1	2.730
17	1.225	X	1.200	1	1.470
18	3.925	X	2.250	1	8.831
19	1.425	X	1.950	1	2.779
20	1.325	X	0.900	1	1.193
21	2.800	X	0.600	1	1.680
(B)	Total				146.016
(A-B)	388.160	-	146.016		242.144
Prop. Net Area on 1st & nd Floor					242.144
Excess Balcony Area On 1st Floor (TAKEN IN FSI)					12.228
Prop. Net Area on 1st Floor (242.144+12.228)					254.372

BALCONY AREA STATEMENT (1ST FLOOR)						
PERMISSIBLE BALCONY			242.144 x 15/100		36.322	
PROPOSED BALCONY AREA						
TYPE OF BAL	LINGTH		WIDTH	Nos.	Area in sqm.	
Bal. - 1	2.075	X	1.950	4	16.185	
Bal. - 2	2.000	X	1.950	2	7.800	
Bal. - 3	2.350	X	1.950	2	9.165	
Bal. - 4	2.200	X	1.000	7	15.400	
Total					48.550	
EXCESS BALCONY AREA					12.228	
NET ARE ON 1ST FLOOR (242.144 + 12.228)					254.372	

BALCONY AREA STATEMENT (2ND FLOOR)						
PERMISSIBLE BALCONY			242.144 x 15/100		36.322	
PROPOSED BALCONY AREA						
TYPE OF BAL	LINGTH		WIDTH	Nos.	Area in sqm.	
Bal. - 1	2.075	X	1.950	4	16.185	
Bal. - 2	2.000	X	1.950	2	7.800	
Bal. - 3	2.350	X	1.950	2	9.165	
Total					33.150	
PROPOSED BALCONY AREA PER FLOOR					33.150	
BALANCE BALCONY AREA PER FLOOR					3.172	

BALCONY AREA STATEMENT (3RD FLOOR)						
PERMISSIBLE BALCONY			249.704 x 15/100		37.456	
PROPOSED BALCONY AREA						
TYPE OF BAL	LINGTH		WIDTH	Nos.	Area in sqm.	
Bal. - 1	2.075	X	1.950	4	16.185	
Bal. - 2	2.000	X	1.950	2	7.800	
Bal. - 3	2.350	X	1.950	2	9.165	
Bal. - 4	2.200	X	1.000	7	15.400	
Total					48.550	
EXCESS BALCONY AREA					11.094	
NET ARE ON 1ST FLOOR (249.704 + 11.094)					260.798	

BALCONY AREA STATEMENT (4TH FLOOR)						
PERMISSIBLE BALCONY			249.704 x 15/100		37.456	
PROPOSED BALCONY AREA						
TYPE OF BAL	LINGTH		WIDTH	Nos.	Area in sqm.	
Bal. - 1	2.075	X	1.950	4	16.185	
Bal. - 2	2.000	X	1.950	2	7.800	
Bal. - 3	2.350	X	1.950	2	9.165	
Total					33.150	
PROPOSED BALCONY AREA PER FLOOR					33.150	
BALANCE BALCONY AREA 4TH FLOOR					4.306	



3RD FLOOR PLAN
(SCALE 1 : 100)

GROUND FLOOR AREA CALCUATION						
Discription	Length		Breath	No.	Area in sqm
Block -A	2.800	X	3.850	X 1	10.780
Block -B	9.350	X	5.800	X 1	54.230
(A)	Total				65.010
Deductions					
D1	2.750	X	1.050	X 1	2.888
D2	2.800	X	0.600	X 1	1.680
D3	2.000	X	1.950	X 1	3.900
D4	2.350	X	1.950	X 1	4.583
(B)	Total				13.050
Gross Area (A-B)	65.010	-	13.050		51.960
Prop. Net Area on Ground Floor					51.960
PERMISSIBLE BALCONY (51.96 X 15%)					7.794
PROPOSED BALCONY AREA					
TYPE OF BAL.	LENGTH		WIDTH	Nos.	AREA
Bal. - 1	2.000	X	1.950	X 1	3.900
TOTAL				1	3.900
PROPOSED BALCONY AREA PER FLOOR					3.900
BALANCE BALCONY AREA PER FLOOR					3.894

GROUND FLOOR PLAN
(SCALE 1 : 100)

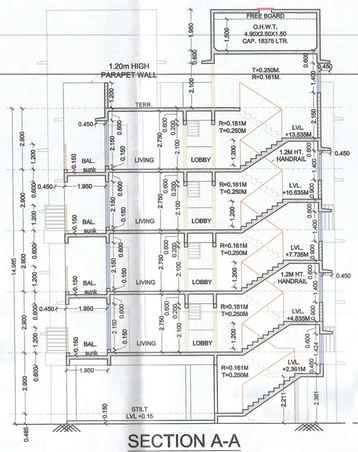
GROUND FLOOR PLAN AREA DIAGRAM
(SCALE 1 : 100)

TERRACE FLOOR PLAN
(SCALE 1 : 100)

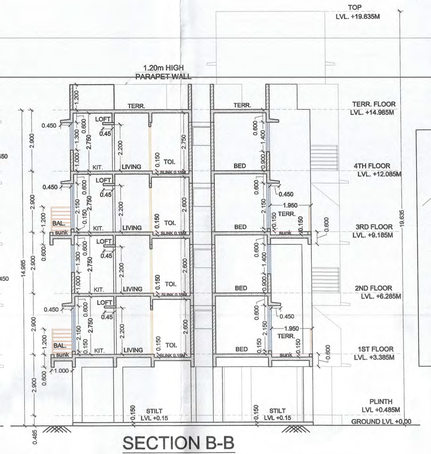
BUILDING No. 5 | STAMP OF APPROVAL | 8/9



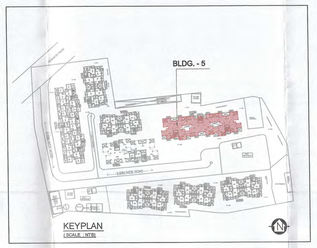
ELEVATION
(SCALE 1 : 100)



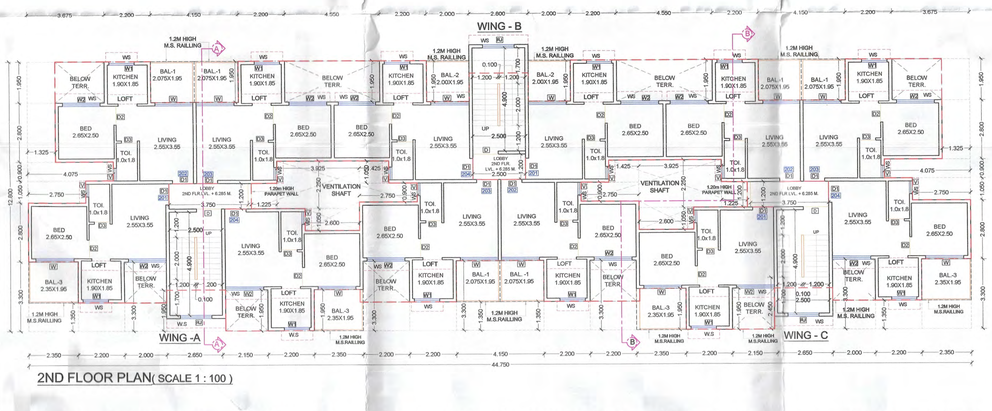
SECTION A-A
(SCALE 1 : 100)



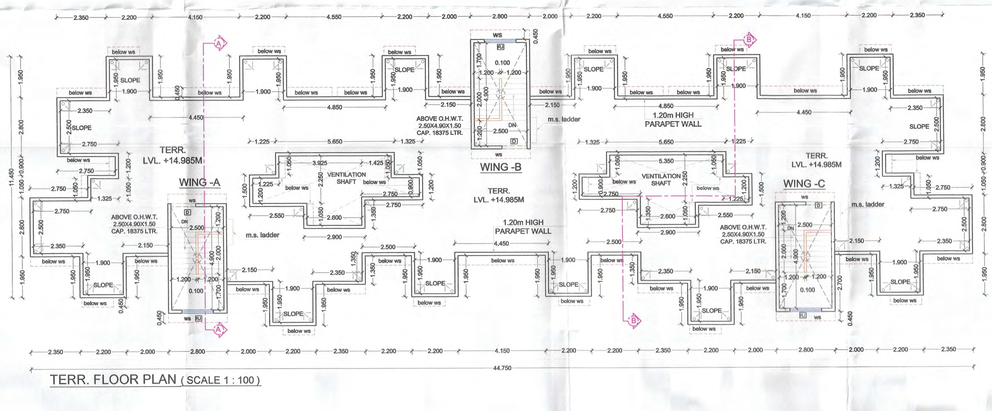
SECTION B-B
(SCALE 1 : 100)



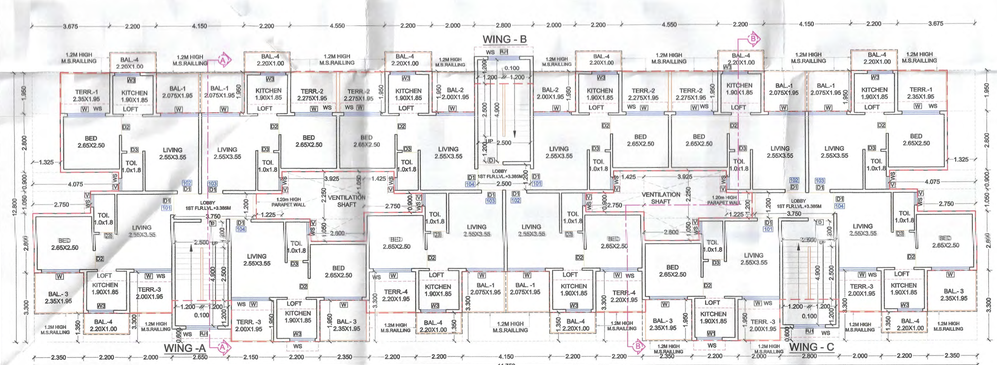
AMENDED DEVELOPMENT PERMISSION GRANTED
Subject to the conditions mentioned
in this office's letter No.:
CIDCO/NAINA/BNVEL/Mahe/ap-yes/cc/ok 77/235
Dated 13 APR 2017
Associate Planner (NAINA)



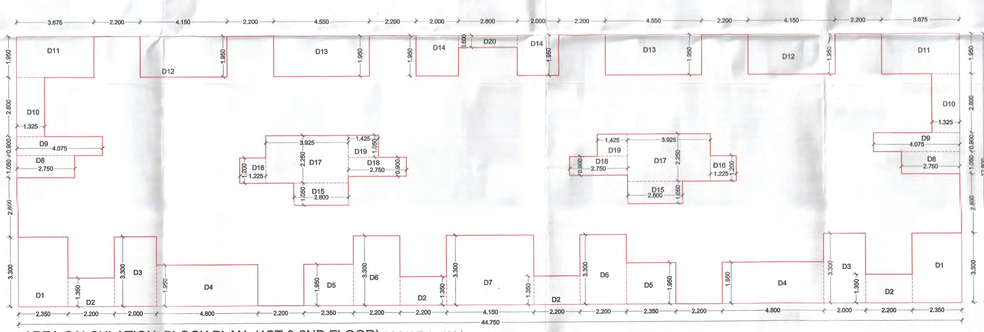
2ND FLOOR PLAN(SCALE 1 : 100)



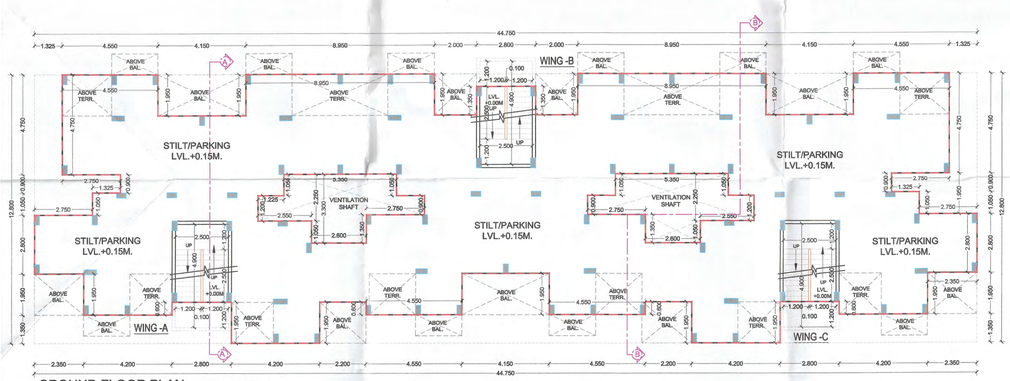
TERR. FLOOR PLAN (SCALE 1 : 100)



1ST FLOOR PLAN(SCALE 1 : 100)



AREA CALCULATION BLOCK PLAN (1ST & 2ND FLOOR) (SCALE 1 : 100)



GROUND FLOOR PLAN (SCALE 1 : 100)



AREA CALCULATION BLOCK PLAN
(GROUND FLOOR)
(SCALE 1 : 100)

GROUND FLOOR AREA CALCULATION							
Discription	Length		Breath		No.		Area in sqm
BLOCK A	3.850	X	2.800	X	3	=	32.340
PROPOSED NET AREA (GROUND FLOOR)							32.340

1ST & 2ND FLOOR AREA CALCULATION							
Discription	Length		Breath		No.		Area in sqm
Block	44.750	X	12.800	X	1	=	572.800
(A)	Total					=	572.800
Deductions							
1	2.350	X	3.300	X	2	=	15.510
2	2.200	X	1.350	X	4	=	11.880
3	2.000	X	3.300	X	2	=	13.200
4	4.800	X	1.950	X	2	=	18.720
5	2.350	X	1.950	X	2	=	9.165
6	2.200	X	3.300	X	2	=	14.520
7	4.150	X	3.300	X	1	=	13.695
8	2.750	X	1.050	X	2	=	5.775
9	4.075	X	0.900	X	2	=	7.335
10	1.325	X	2.800	X	2	=	7.420
11	3.675	X	1.950	X	2	=	14.333
12	4.150	X	1.950	X	2	=	16.185
13	4.550	X	1.950	X	2	=	17.745
14	2.000	X	1.950	X	2	=	7.800
15	2.600	X	1.050	X	2	=	5.460
16	1.225	X	1.200	X	2	=	2.940
17	3.925	X	2.250	X	2	=	17.663
18	2.750	X	0.900	X	2	=	4.950
19	1.425	X	1.050	X	2	=	2.993
20	2.800	X	0.600	X	1	=	1.680
(B)	Total					=	208.968
(A-B)	572.800	-	208.968			=	363.833
Prop. Net Area on 1st & 2nd Floor						=	363.833
Excess Balcony Area On 1ST Floor (TAKEN IN FSI)						=	17.833
Prop. Net Area on 1st Floor (363.833+17.833)						=	381.666

BALCONY AREA STATEMENT (1ST FLOOR)						
PERMISSIBLE BALCONY	363.833 x 15/100				=	54.575
PROPOSED BALCONY AREA						
TYPE OF BAL	LINGTH		WIDTH		Nos.	= Area in sqm.
Bal. - 1	2.075	X	1.950	X	6	= 24.278
Bal. - 2	2.000	X	1.950	X	2	= 7.800
Bal. - 3	2.350	X	1.950	X	4	= 18.330
Bal. - 4	2.200	X	1.000	X	10	= 22.000
Total					22	= 72.408
EXCESS BALCONY AREA						= 17.833
NET ARE ON 1ST FLOOR (363.833 + 17.833)						= 393.006

BALCONY AREA STATEMENT (2ND FLOOR)						
PERMISSIBLE BALCONY	363.833 x 15/100				=	54.575
PROPOSED BALCONY AREA						
TYPE OF BAL	LINGTH		WIDTH		Nos.	= Area in sqm.
Bal. - 1	2.075	X	1.950	X	6	= 24.278
Bal. - 2	2.000	X	1.950	X	2	= 7.800
Bal. - 3	2.350	X	1.950	X	4	= 18.330
Total					12	= 50.408
BALANCE BALCONY AREA 2ND FLOOR						= 4.167

TOTAL UNITS	
RESIDENTIAL	48
COMMERCIAL	0

SPECIFICATIONS	
External wall thk	0.15M
Internal wall thk	0.10M

SCHEDULE OF DOORS

TYPE	SIZE IN M.	AREA IN SQM	DISCREPTION
D	1.20X2.10	2.520	T.w Panel door
D1	1.0X2.10	2.100	T.w Panel door
D2	0.9X2.10	1.890	T.w Panel door
D3	0.75X2.10	1.575	T.w Panel door

SCHEDULE OF WINDOWS

TYPE	SIZE IN M.	AREA IN SQM	SILL HT. IN M.	DISCREPTION
W	1.80X2.15	3.870	0.15	Al.Sliding French window
W1	1.20X1.30	1.560	1.00	Al.Sliding window
W2	1.80X1.40	2.520	0.90	Al.Sliding window
W3	1.20X2.15	2.580	0.15	Al.Sliding French window
RJ	1.50X1.40	2.100	0.90	R.C.C. JALI
RJ1	1.50X1.424	2.136	0.60	R.C.C. JALI
V	0.60X0.75	0.450	1.55	Al.Louvered Window

LIGHT & VENTILATION STATEMENT :-

Room	Size in m.	Carpet Area in sqm.	Reqd. Area in sqm.	Type	Area sqm.
LIVING	2.65x3.55	9.053	1.509	W	3.870
				W2	2.520
BED	2.65x2.50	6.625	1.104	W	3.870
				W2	2.520
KIT.	1.90x1.85	3.515	1.000	W1	1.560
				W3	2.580
TOI.	1.00x1.80	1.800	0.300	V	0.450

SHEET CONTENT :-

GROUND, 1ST, 2ND FLOOR & TERRACE FLOOR PLAN, SECTIONS, ELEVATION, AREA CALCULATION & KEY PLAN.

NAME OF THE OWNER & SIGNATURE

MR. SURYAKANT S. WADKAR

DESCRIPTION OF PROPOSAL & PROPERTY

PROPOSED RESIDENTIAL BUILDINGS ON LAND BEARING S. No. 195/1, 2 & 6; 197/1 & 197/2, AT VILL:- MORBE; TAL.- PANVEL; DIST.- RAIGAD, MAHARASHTRA

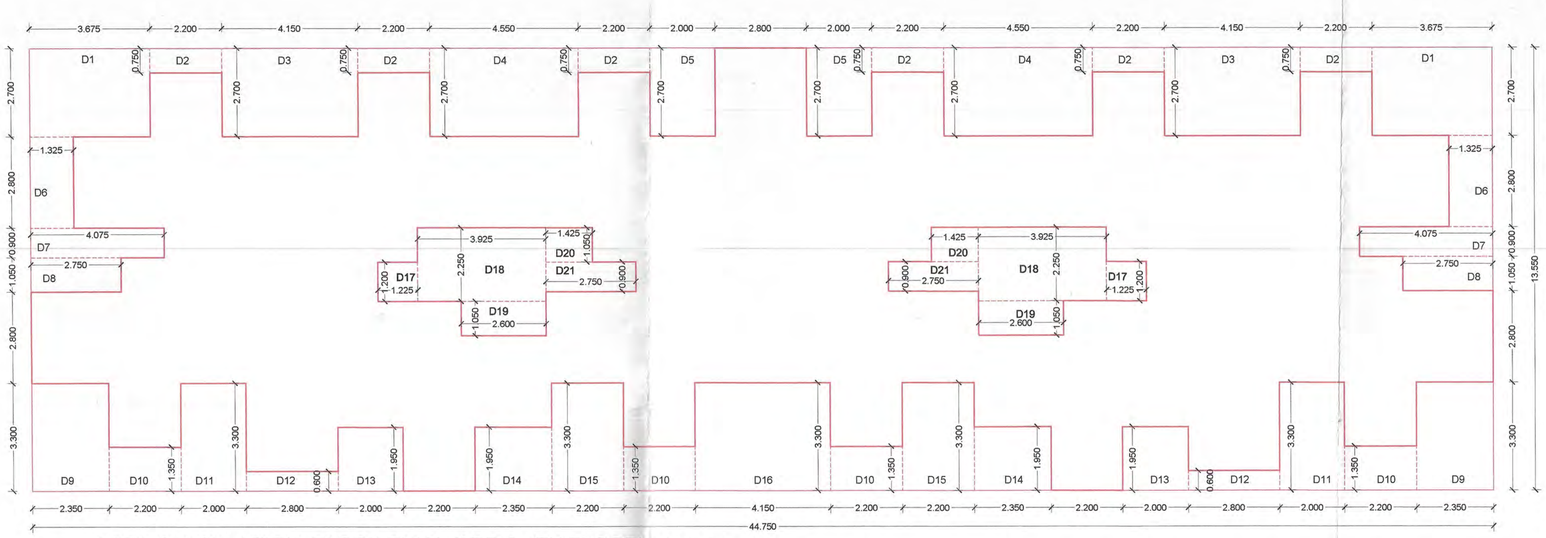
ARCHITECT NAME & SIGN

SUHAS R. GOKHALE
Consultant - Urban Planning
5/46,Artist Village, Sector - 08
S. M. Pandit Road, CBD Belapur,
Navi Mumbai - 400 614

AR. SUHAS GOKHALE
REG NO : CA/82/06917

DATE	DRAWN. BY	CHKD. BY	SCALE	NORTH
07-04-17	Rajeshree	Sachin	1:100	

AR.SUHAS GOKHALE
ADD - 5/46, ARTIST VILLAGE, SEC-8,
CBD BELAPUR, NAVI MUMBAI
MAIL - archsuhas@gmail.com



AREA CALCULATION BLOCK PLAN (3RD & 4TH FLOOR) (SCALE 1 : 100)

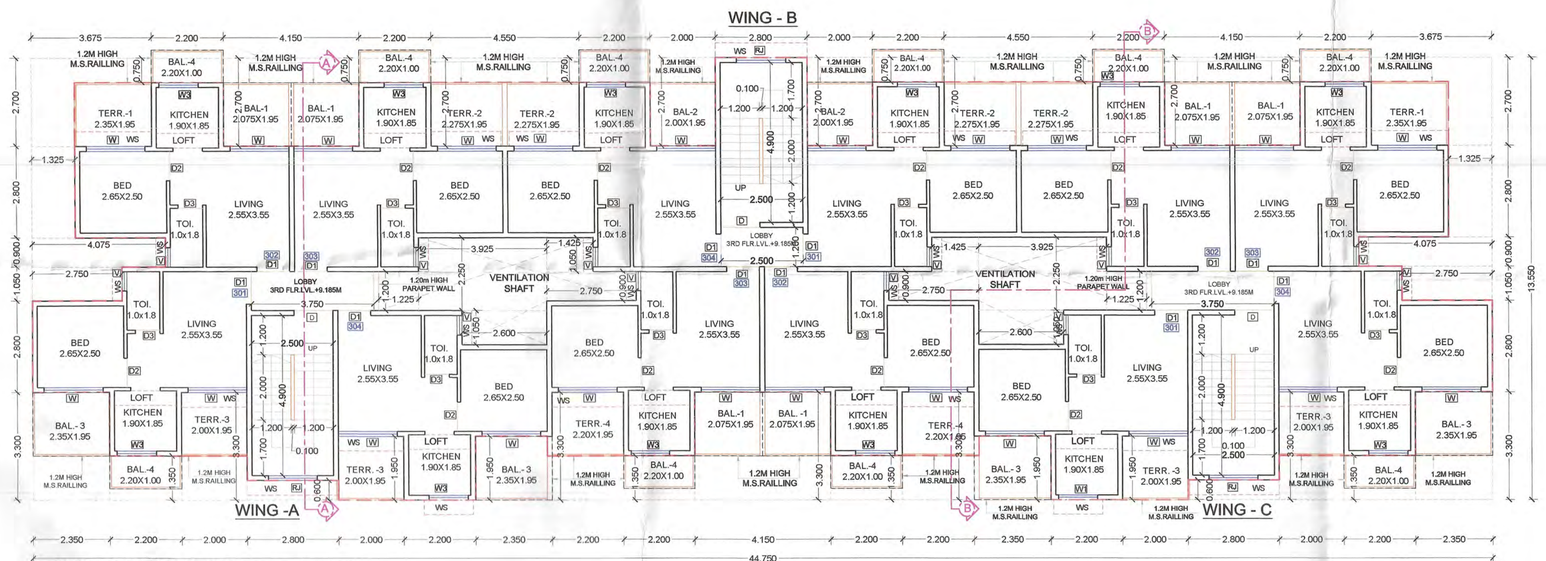
3RD & 4TH FLOOR AREA CALCULATION							
Discription	Length		Breath		No.		Area in sqm
Block	44.750	X	13.550	X	1	=	606.363
(A)	Total						606.363
	Deductions						
1	3.675	X	2.700	X	2	=	19.845
2	2.200	X	0.750	X	6	=	9.900
3	4.150	X	2.700	X	2	=	22.410
4	4.550	X	2.700	X	2	=	24.570
5	2.000	X	2.700	X	2	=	10.800
6	1.325	X	2.800	X	2	=	7.420
7	4.075	X	0.900	X	2	=	7.335
8	2.750	X	1.050	X	2	=	5.775
9	2.350	X	3.300	X	2	=	15.510
10	2.200	X	1.350	X	4	=	11.880
11	2.000	X	3.300	X	2	=	13.200
12	2.800	X	0.600	X	2	=	3.360
13	2.000	X	1.950	X	2	=	7.800
14	2.350	X	1.950	X	2	=	9.165
15	2.200	X	3.300	X	2	=	14.520
16	4.150	X	3.300	X	1	=	13.695
17	1.225	X	1.200	X	2	=	2.940
18	3.925	X	2.250	X	2	=	17.663
19	2.600	X	1.050	X	2	=	5.460
20	1.425	X	1.050	X	2	=	2.993
21	2.750	X	0.900	X	2	=	4.950
(B)	Total					=	231.190
(A-B)	606.363	-	231.190			=	375.173
Prop. Net Area on 3RD TO 4TH Floor							375.173
Excess Balcony Area On 3RD Floor (TAKEN IN FSI)						=	16.132
Prop. Net Area on 3rd Floor (375.173+16.132)						=	391.305

BALCONY AREA STATEMENT (3RD FLOOR)							
PERMISSIBLE BALCONY	375.173 x 15/100					=	56.276
PROPOSED BALCONY AREA							
TYPE OF BAL	LINGTH		WIDTH		Nos.	=	Area in sqm.
Bal. - 1	2.075	X	1.950	X	6	=	24.278
Bal. - 2	2.000	X	1.950	X	2	=	7.800
Bal. - 3	2.350	X	1.950	X	4	=	18.330
Bal. - 4	2.200	X	1.000	X	10	=	22.000
Total					22	=	72.408
EXCESS BALCONY AREA						=	16.132
NET ARE ON 3RD FLOOR (375.173 + 16.132)						=	391.305

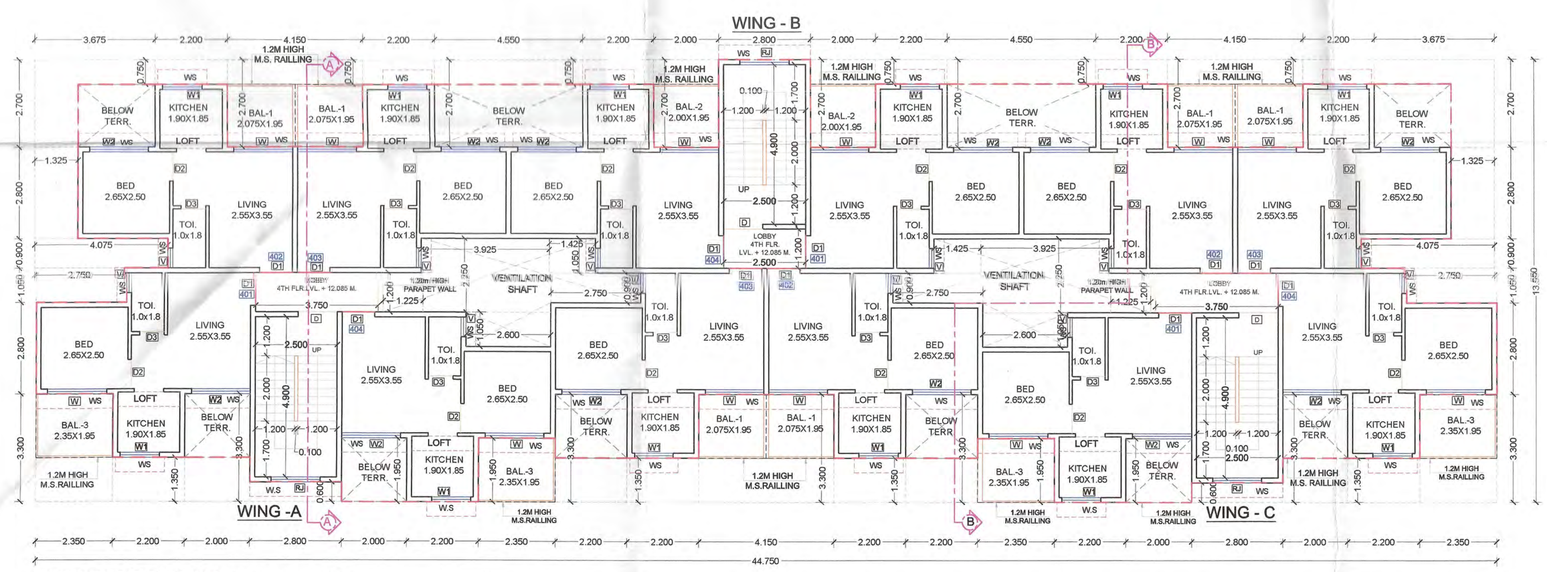
BALCONY AREA STATEMENT (4TH FLOOR)							
PERMISSIBLE BALCONY	375.173 x 15/100					=	56.276
PROPOSED BALCONY AREA							
TYPE OF BAL	LINGTH		WIDTH		Nos.	=	Area in sqm.
Bal. - 1	2.075	X	1.950	X	6	=	24.278
Bal. - 2	2.000	X	1.950	X	2	=	7.800
Bal. - 3	2.350	X	1.950	X	4	=	18.330
Total					12	=	50.408
BALANCE BALCONY AREA 4TH FLOOR						=	5.868

TERRACE AREA STATEMENT										
FLOOR	BU AREA IN SQM.	PERMISSIBLE TERR. 20 %	PROVIDED TERRACE IN SQM.							TOTAL
1ST	363.833	72.767	T-1	2.350	x	1.950	x	2	=	9.165
			T-2	2.275	x	1.950	x	4	=	17.745
			T-3	2.000	x	1.950	x	4	=	15.600
			T-4	2.200	x	1.950	x	2	=	8.580
TOTAL								12	=	51.090
3RD	375.173	75.035	T-1	2.350	x	1.950	x	2	=	9.165
			T-2	2.275	x	1.950	x	4	=	17.745
			T-3	2.000	x	1.950	x	4	=	15.600
			T-4	2.200	x	1.950	x	2	=	8.580
TOTAL								12	=	51.090
TOTAL TERRACE AREA 1ST & 3RD FLOOR									=	102.180

TENEMENT AREA STATEMENT BLDG. No.- 5		
Flat No.	Carpet Area IN SQM.	B/U Area IN SQM.
WING -A		
101, 201,301,401	23.213	27.001
102, 202,302,402	23.213	26.712
103, 203,303,403	23.213	26.699
104, 204,304,404	23.213	27.089
WING - B		
101, 201,301,401	23.213	26.791
102, 202,302,402	23.213	26.603
103, 203,303,403	23.213	26.603
104, 204,304,404	23.213	26.791
WING - C		
101, 201,301,401	23.213	27.089
102, 202,302,402	23.213	26.699
103, 203,303,403	23.213	26.712
104, 204,304,404	23.213	27.001



3RD FLOOR PLAN(SCALE 1 : 100)



4TH FLOOR PLAN(SCALE 1 : 100)

STAMP OF APPROVAL | 9/9

BUILDING No. 5

AMENDED DEVELOPMENT PERMISSION GRANTED
Subject to the conditions mentioned in this office's letter No.:
CIDCO/NAINA/PANVEL/Mouje/PAP-102/ CR/2017/225
Dated 13 APR 2017
Associate Planner (NAINA)

TOTAL UNITS	
RESIDENTIAL	48
COMMERCIAL	0

SPECIFICATIONS	
External wall thk	0.15M
Internal wall thk	0.10M

SCHEDULE OF DOORS

TYPE	SIZE IN M.	AREA IN SQM	DISCREPTION
D	1.20X2.10	2.520	T.w Panel door
D1	1.0X2.10	2.100	T.w Panel door
D2	0.9X2.10	1.890	T.w Panel door
D3	0.75X2.10	1.575	T.w Panel door

SCHEDULE OF WINDOWS

TYPE	SIZE IN M.	AREA IN SQM	SILL HT. IN M.	DISCREPTION
W	1.80X2.15	3.870	0.15	Al.Sliding French window
W1	1.20X1.30	1.560	1.00	Al.Sliding window
W2	1.80X1.40	2.520	0.90	Al.Sliding window
W3	1.20X2.15	2.580	0.15	Al.Sliding French window
RJ	1.50X1.40	2.100	0.90	R.C.C. JALI
RJ1	1.50X1.424	2.136	0.60	R.C.C. JALI
V	0.60X0.75	0.450	1.55	Al.Louverd Window

LIGHT & VENTILATION STATEMENT :-

Room	Size in m.	Carpet Area in sqm.	Reqd. Area in sqm.	Type	Area sqm.
LIVING	2.55x3.55	9.053	1.509	W W2	3.870 2.520
BED	2.65x2.50	6.625	1.104	W W2	3.870 2.520
KIT.	1.90x1.85	3.515	1.000	W1 W3	1.560 2.580
TOI.	1.00x1.80	1.800	0.300	V	0.450

SHEET CONTENT :-

3RD & 4TH FLOOR PLAN, AREA DIAGRAM & CALCULATION, TERRACE AREA STATEMENT, BALCONY AREA STATEMENT & TENEMENT AREA STATEMENT.

NAME OF THE OWNER & SIGNATURE

MR. SURYAKANT S. WADKAR

DESCRIPTION OF PROPOSAL & PROPERTY

PROPOSED RESIDENTIAL BUILDINGS ON LAND BEARING S. No. 195/1, 2 & 6; 197/1 & 197/2, AT VILL:- MORBE; TAL.- PANVEL; DIST.- RAIGAD, MAHARASHTRA

ARCHITECT NAME & SIGN

AR. SUHAS GOKHALE
REG NO : CA/82/06917

SUHAS R. GOKHALE
Consultant - Urban Planning
5/46,artist Village, Sector - 08
S. M. Pandit Road, CBD Belapur,
Navi Mumbai - 400 614

DATE	DRAWN. BY	CHKD. BY	SCALE	NORTH
07-04-17	Rajeshree	Sachin	1:100	

AR.SUHAS GOKHALE

ADD - 5/46, ARTIST VILLAGE, SEC-8,
CBD BELAPUR, NAVI MUMBAI
MAIL - archsuhas@gmail.com