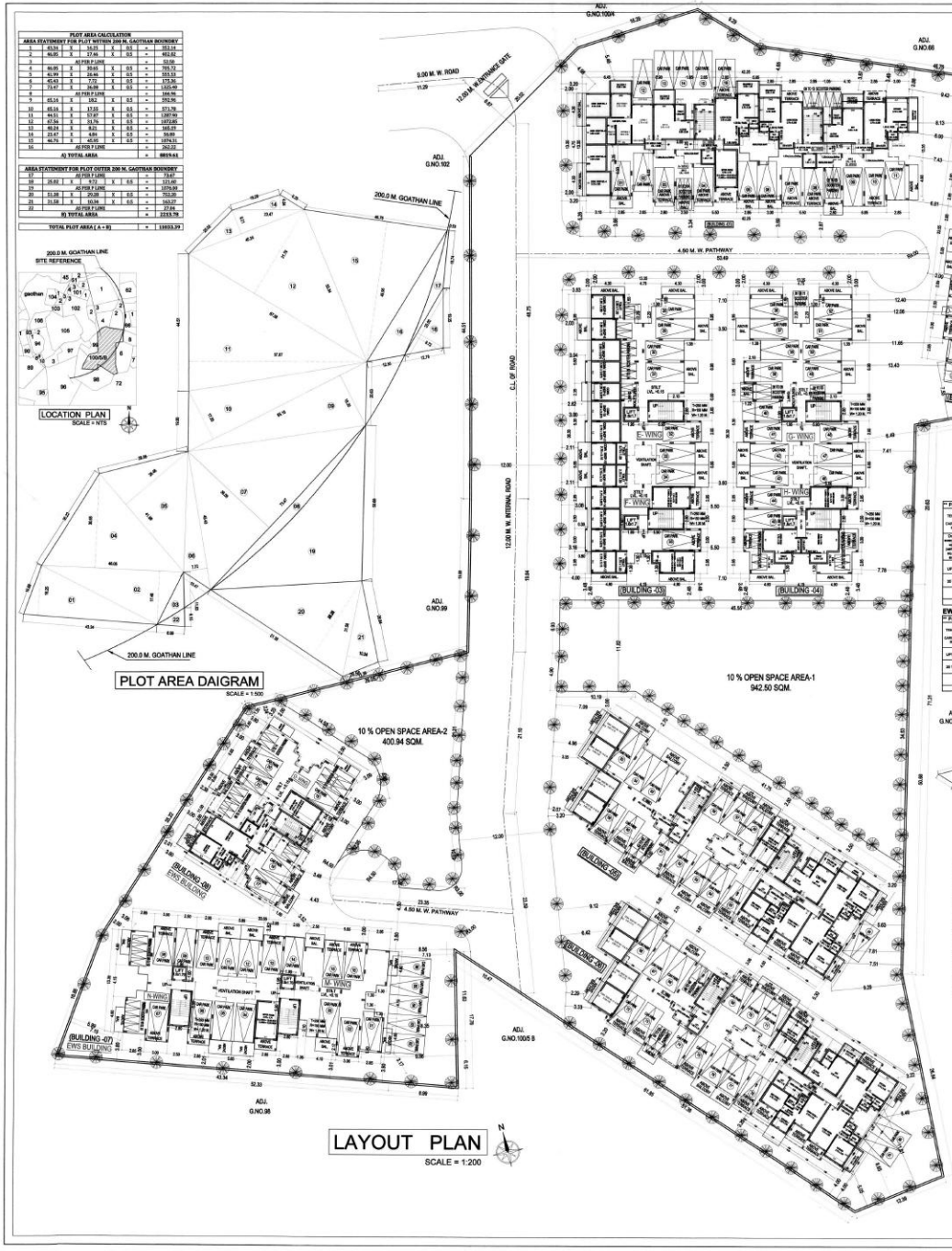

PLOT AREA CALCULATION								
AREA STATEMENT FOR PLOT WITHIN 200 M. GAOTHAN BOUNDRY								
1	45.04	X	30.15	X	0.5	=	679.11
2	46.05	X	17.46	X	0.5	=	402.82
3			AS PER P LINE			=	52.00
4	46.05	X	30.65	X	0.5	=	705.72
5	41.99	X	26.44	X	0.5	=	555.13
6	45.43	X	7.72	X	0.5	=	175.36
7	73.07	X	36.08	X	0.5	=	1315.49
8			AS PER P LINE			=	166.96
9	45.24	X	18.2	X	0.5	=	592.96
10	45.24	X	17.15	X	0.5	=	571.78
11	44.51	X	51.87	X	0.5	=	1287.99
12	47.04	X	33.76	X	0.5	=	1077.85
13	48.24	X	8.41	X	0.5	=	348.25
14	24.47	X	4.89	X	0.5	=	59.89
15	46.70	X	46.7	X	0.5	=	1076.11
16			AS PER P LINE			=	242.22
			A) TOTAL AREA			=	8819.61

AREA STATEMENT FOR PLOT OUTER 200 M. GAOTHAN BOUNDRY							
17			AS PER P LINE			=	73.67
18	35.92	X	9.72	X	0.5	=	121.60
19			AS PER P LINE			=	1270.59
20	51.08	X	29.38	X	0.5	=	750.20
21	31.08	X	10.94	X	0.5	=	340.07
22			AS PER P LINE			=	27.04
			B) TOTAL AREA			=	2333.78
TOTAL PLOT AREA (A + B)						=	11153.39

BUILT UP AREA STATEMENT		
	FLOOR	BUILT UP AREA
BUILDING-1	GR FLOOR	271.42
	1ST FLOOR	456.60
	2ND FLOOR	456.60
	3RD FLOOR	456.60
	4th FLOOR	405.83
	TOTAL	2047.05
BUILDING-2	GR FLOOR	199.72
	1ST FLOOR	364.11
	2ND FLOOR	364.11
	3RD FLOOR	364.11
	4th FLOOR	294.21
	TOTAL	1586.26
BUILDING-3	GR FLOOR	203.52
	1ST FLOOR	394.81
	2ND FLOOR	394.81
	3RD FLOOR	394.81
	4th FLOOR	356.48
	TOTAL	1744.43
BUILDING-4	GR FLOOR	76.99
	1ST FLOOR	394.81
	2ND FLOOR	394.81
	3RD FLOOR	394.81
	4th FLOOR	356.48
	TOTAL	1617.90
BUILDING-5	GR FLOOR	218.86
	1ST FLOOR	441.40
	2ND FLOOR	441.40
	3RD FLOOR	441.40
	4TH FLOOR	396.36
	TOTAL	1939.42
BUILDING-6	GR FLOOR	218.86
	1ST FLOOR	441.40
	2ND FLOOR	441.40
	3RD FLOOR	441.40
	4TH FLOOR	396.36
	TOTAL	1939.42
FOR FREE SALE BUILT UP AREA		10874.48
FOR EWS BUILT UP AREA		
BUILDING-7	GR FLOOR	42.06
	1ST FLOOR	365.24
	2ND FLOOR	365.24
	3RD FLOOR	365.24
	4th FLOOR	365.24
	TOTAL	1503.02
BUILDING-8	GR FLOOR	56.28
	1ST FLOOR	214.98
	2ND FLOOR	214.98
	3RD FLOOR	214.98
	TOTAL	701.22
TOTAL EWS BUILT UP AREA		2204.24
GRAND TOTAL		13078.72

TERRACE AREA STATEMENT			
	FLOOR	PERMISSIBLE TERR	PROPOSED TERR
BUILDING-1	1ST FLOOR	91.320	35.020
	2ND FLOOR	91.320	11.930
	3RD FLOOR	91.320	11.930
	4TH FLOOR	91.320	35.020
	TOTAL	365.130	138.700
BUILDING-2	1ST FLOOR	72.820	20.000
	2ND FLOOR	72.820	5.570
	3RD FLOOR	72.820	50.000
	4TH FLOOR	58.040	58.856
	TOTAL	277.500	134.426
BUILDING-3	1ST FLOOR	78.962	29.843
	2ND FLOOR	78.962	5.764
	3RD FLOOR	78.962	29.843
	4TH FLOOR	71.296	44.011
	TOTAL	308.182	109.461
BUILDING-4	1ST FLOOR	78.962	29.843
	2ND FLOOR	78.962	5.764
	3RD FLOOR	78.962	29.843
	4TH FLOOR	71.296	44.011
	TOTAL	308.182	109.461
BUILDING-5	1ST FLOOR	86.280	38.820
	2ND FLOOR	86.280	13.530
	3RD FLOOR	86.280	38.820
	4TH FLOOR	79.270	43.240
	TOTAL	344.110	134.410
BUILDING-6	1ST FLOOR	86.280	38.820
	2ND FLOOR	86.280	11.930
	3RD FLOOR	86.280	38.820
	4TH FLOOR	79.270	43.240
	TOTAL	344.110	134.410
BUILDING-7	1ST FLOOR	73.050	30.730
	2ND FLOOR	73.050	5.570
	3RD FLOOR	73.050	30.730
	4TH FLOOR	73.050	5.570
	TOTAL	292.200	72.600
BUILDING-8	1ST FLOOR	43.050	21.240
	2ND FLOOR	43.050	5.570
	3RD FLOOR	43.050	5.570
	4TH FLOOR	43.050	21.240
	TOTAL	172.200	54.620
GRAND TOTAL		2401.214	905.118

BALCONY AREA STATEMENT			
	FLOOR	PERMISSIBLE BAL	PROPOSED BAL
BUILDING-1	GR FLOOR	65.710	0.000
	1ST FLOOR	68.690	67.020
	2ND FLOOR	68.690	67.020
	3RD FLOOR	68.690	67.020
	4TH FLOOR	68.690	67.020
	TOTAL	307.470	268.080
BUILDING-2	1ST FLOOR	54.600	41.200
	2ND FLOOR	54.600	46.200
	3RD FLOOR	54.600	46.200
	4TH FLOOR	44.130	9.600
	TOTAL	207.930	144.000
BUILDING-3	1ST FLOOR	59.221	58.435
	2ND FLOOR	59.221	58.435
	3RD FLOOR	59.221	58.435
	4TH FLOOR	53.472	38.910
	TOTAL	231.135	214.215
BUILDING-4	1ST FLOOR	59.221	58.435
	2ND FLOOR	59.221	58.435
	3RD FLOOR	59.221	58.435
	4TH FLOOR	53.472	38.910
	TOTAL	231.135	214.215
BUILDING-5	1ST FLOOR	66.210	60.470
	2ND FLOOR	66.210	60.470
	3RD FLOOR	66.210	60.470
	4TH FLOOR	59.400	48.770
	TOTAL	258.029	229.680
BUILDING-6	1ST FLOOR	66.210	60.470
	2ND FLOOR	66.210	60.470
	3RD FLOOR	66.210	60.470
	4TH FLOOR	59.400	48.770
	TOTAL	258.029	229.680
BUILDING-7	1ST FLOOR	54.790	44.350
	2ND FLOOR	54.790	44.350
	3RD FLOOR	54.790	44.350
	4TH FLOOR	54.790	44.350
	TOTAL	219.160	181.400
BUILDING-8	1ST FLOOR	32.250	28.050
	2ND FLOOR	32.250	28.050
	3RD FLOOR	32.250	28.050
	4TH FLOOR	32.250	28.050
	TOTAL	129.000	112.200
TOTAL BALCONY		1917.248	1644.022

PROFORMA-I

	AREA STATEMENT		Area in Sq.M.
i	Area of Plot (as per 7/12)		10900.00
ii	Area of Plot as per 7/12-A		11134.340
iii	Area of plot as per traigulation		11033.39
iv	Area of plot considered (least of (iii-iii)		10900.000
A1	AREA STATEMENT FOR PLOT WITHIN URBAN VILLAGE		
1	Area of plot		10900.000
2	Deducto		
	a	existing road with widening	NIL
	b	proposed road	NIL
	c	Area under reservations, if any	NA
	Total (a+b+c)		0.00
3	Gross area of the Plot (1-2)		10900.000
4	Deduction for Amenity space		0.00
5	RG/open spaces required		1090.000
6	RG/open spaces provided		1343.44
7	Net area of plot (100 % of (3)		10900.000
8	Permissible FSI		1.00
9	Permissible Built up Area (7 X 8)		10900.000
10	PROPOSED BUILT UP AREA		10874.48
	a	RESIDENTIAL Built Up Area	10619.824
	b	CONVENIENT SHOP Built Up Area	254.656
11	Balance Built Up Area (9 - 10)		25.520
12	Permissible EWS FSI		0.20
13	Permissible EWS Built up Area (7 X 12)		2180.000
14	Proposed EWS Built Up Area		2204.24
15	PROPOSED TOTAL BUILT UP AREA(INCLUDING EWS)		13078.72
16	OVERALL FSI (INCLUDING EWS)		1.1999
17	No of units progoased		364
18	a. Residential		339
19	b. Commercial		25
20	Proposed No. of Trees planted		178
	(A) Trees to be planted against plot area ((7) ÷ 100)		109
	(B) Trees to be planted against open space ((4) ÷ 100)x 5)		67
	(C)Required Number of trees to be planted ((A) + (B))		176
21	BALCONY AREA STATEMENT		*
22	TDR		N.A
23	PARKING AREA STATEMENT		**
24	LOADING UNLOADING SPACE		N.A

** PARKING STATEMENT - PLEASE REFER DI OF PROFORMA - I

TENEMENTS / CARPET AREA IN SQMS	NO. OF TENEMENTS	REQUIRED PARKING NOS	REQUIRED OF PARKING SPACE IN SQMS (2.5 X 5.0 = 12.5 SQMS)		PROPOSED PARKING SPACE IN SQMS (2.5 X 5.0 = 12.5 SQMS)	
			CAR	TWO WHEELER	CAR	TWO WHEELER
UPTO 30	40	0.5 equls	2.5 equls		0.5 equls (1 CAR)	12.5 SQMS
30-72.40	299	Extra parking space for every 100 SQ.mts. of Built up area (Total Built up area 22,000 SQ.mts. 220 parking spaces for every 100 SQ.mts. of Built up area for areas exceeding 300 SQ.mts.	154		154	
72-40	20				15 X 12.5 = 187.5 SQMS. (INCLUDE 15 NOS. OF PARKING SPACE FOR THE PHYSICALLY CHALLENGED PEOPLE)	
		Visitor's parking 10%	15 equls			
TOTAL			40	00	40	00

EWS

** PARKING STATEMENT - PLEASE REFER DI OF PROFORMA - I

TENEMENTS / CARPET AREA IN SQMS	NO. OF TENEMENTS	REQUIRED PARKING NOS	REQUIRED OF PARKING SPACE IN SQMS (2.5 X 5.0 = 12.5 SQMS)		PROPOSED PARKING SPACE IN SQMS (2.5 X 5.0 = 12.5 SQMS)	
			CAR	TWO WHEELER	CAR	TWO WHEELER
UPTO 30	40	0.5 equls	2.5 equls		0.5 equls (1 CAR)	12.5 SQMS
30-72.40	27	Extra parking space for every 100 SQ.mts. of Built up area (Total Built up area 2,700 SQ.mts. 27 parking spaces for every 100 SQ.mts. of Built up area for areas exceeding 300 SQ.mts.	27		27 X 12.5 = 337.5 SQMS. (INCLUDE 1 NOS. OF PARKING SPACE FOR THE PHYSICALLY CHALLENGED PEOPLE)	
		Visitor's parking 10%	3 equls			
TOTAL			30	00	27	00

ALL BUILDING SHOP						
BUILDING NOS.	SHOP NOS.	CARPET AREA IN SQMS	ENCLOSED BALCONY	PROJECTED BALCONY	TERRACE	BUILT UP AREA IN SQMS
1	2BHKT-01	9.145	-	-	-	9.844
	1BHKT-02	9.501	-	-	-	9.501
	2BHKT-03	8.525	-	-	-	9.448
	2BHKT-04	9.144	-	-	-	10.269
	1BHKT-05	8.368	-	-	-	9.607
	1BHKT-06	8.193	-	-	-	8.875
	2BHKT-07	9.729	-	-	-	10.719
	1BHKT-08	9.729	-	-	-	10.719
	1BHKT-09	8.985	-	-	-	8.985
2	1BHKT-10	9.187	-	-	-	10.136
	1BHKT-11	9.522	-	-	-	10.548
	1BHKT-12	8.585	-	-	-	9.264
	1BHKT-13	8.585	-	-	-	9.264
	1BHKT-14	9.523	-	-	-	10.546
	1BHKT-15	9.188	-	-	-	10.136
	1BHKT-16	9.523	-	-	-	10.546
	1BHKT-17	8.585	-	-	-	9.264
	1BHKT-18	9.487	-	-	-	10.435
	1BHKT-19	9.585	-	-	-	10.935
	1BHKT-20	9.487	-	-	-	10.416
	1BHKT-21	9.585	-	-	-	10.564
	1BHKT-22	9.487	-	-	-	10.435
3	1BHKT-23	9.585	-	-	-	10.935
	1BHKT-24	9.487	-	-	-	10.416
	1BHKT-25	9.585	-	-	-	10.564
	TOTAL	229.155	0.000	0.000	0.000	254.656

Flat/No.	Carpet Area IN SQMS.	BALCONY AREA		TERRACE	B/U Area
		(ENCL)	PROJECT ED		
BUILDING-1 (A-WING)					
G-003	28.689	-	4.68	0.000	32.509
101,201,	28.689	-	4.68	3.048	32.351
102,202,	28.689	-	4.68	3.048	32.351
103,203,	29.251	-	3.75	6.090	33.569
104,204,	42.291	-	9.72	0.000	47.668
105,205,	42.291	-	9.72	0.000	47.668
106,206,	28.035	-	5.22	0.000	22.743
201,	28.689	-	4.68	0.000	32.351
202,	28.689	-	4.68	0.000	32.351
203,	28.689	-	4.68	0.000	32.138
204,	29.251	-	3.75	5.966	33.569
205,	42.291	-	9.72	0.000	47.668
206,	42.291	-	9.72	0.000	47.667
301,	28.035	-	5.22	0.000	22.743
401,	28.689	-	4.68	0.000	32.351
402,	28.689	-	4.68	0.000	32.138
403,	29.251	-	3.75	7.150	33.569
404,	36.781	-	4.64	12.890	34.577
405,	36.781	-	4.64	12.890	34.577
406,	28.035	-	5.22	0.000	22.743
BUILDING-1 (B-WING)					
101,201,	28.035	-	5.096	0.000	22.742
102,202,	28.689	-	5.020	3.021	32.344
103,203,	28.689	-	5.793	3.967	32.344
104,204,	29.251	-	6.693	5.764	33.569
105,205,	28.689	-	6.693	3.048	32.138
106,206,	28.689	-	6.693	3.048	32.351
201,	28.035	-	5.096	0.000	22.742
202,	28.689	-	5.020	0.000	32.344
203,	28.689	-	5.020	0.000	32.344
204,	29.251	-	5.793	5.966	33.569
205,	28.689	-	6.693	0.000	32.138
206,	28.689	-	6.693	0.000	32.351
301,	28.035	-	5.096	0.000	22.742
401,	28.035	-	0.000	8.913	23.418
402,	28.035	-	0.000	8.913	23.418
403,	22.411	-	3.750	7.155	25.892
404,	28.689	-	4.680	0.000	32.351
405,	28.689	-	4.680	0.000	32.351
406,	28.689	-	4.680	0.000	32.351
BUILDING-2 (G-WING)					
G-003	28.689	-	5.205	0.000	32.508
101,201,	28.689	-	5.205	3.047	32.351
102,202,	28.689	-	5.205	3.048	32.138
103,203,	29.245	-	6.500	5.764	33.569
104,204,	28.689	-	3.899	3.047	32.344
105,205,	28.689	-	3.899	3.021	32.344
106,206,	28.035	-	5.096	0.000	22.744
201,	28.689	-	5.205	0.000	32.351
202,	28.689	-	5.205	0.000	32.138
203,	28.689	-	5.205	0.000	32.344
204,	29.245	-	6.500	5.966	33.569
205,	28.689	-	3.899	0.000	32.344
206,	28.689	-	3.899	0.000	32.344
301,	28.035	-	5.095	0.000	22.744
401,	20.498	-	0.000	0.000	23.794
402,	28.035	-	0.000	8.510	23.581
403,	29.245	-	4.000	0.958	33.569
404,	28.634	-	0.000	8.517	23.439
405,	28.634	-	0.000	8.517	23.439
406,	28.03	-	5.095	0.000	22.744
BUILDING-2 (D-WING)					
101,201,	28.689	-	3.899	3.967	32.696
102,202,	28.689	-	3.899	3.968	32.696
103,203,	28.689	-	5.205	3.047	32.351
104,204,	28.689	-	5.205	3.047	32.351
201,	28.689	-	3.899	0.000	32.344
202,	28.689	-	3.899	0.000	32.696
203,	28.689	-	5.205	0.000	32.351
204,	28.689	-	5.205	0.000	32.351
401,	20.634	-	0.000	8.509	23.788
402,	20.634	-	0.000	8.525	23.787
403,	28.63	-	0.000	8.510	23.794
404,	20.498	-	0.000	0.000	23.794

BUILDING-3 & 4 (E & G -WING)					
101,301,	28.689	-	5.119	3.847	32.351
102,302,	28.414	-	5.119	4.274	31.798
103,303,	30.713	-	4.500	6.090	35.000
104,304,	42.287	-	9.520	-	47.660
105,305,	42.287	-	9.520	-	47.660
106,306,	15.689	-	5.216	-	22.359
201,	28.689	-	5.119	0.000	32.351
202,	28.414	-	5.119	0.000	31.798
203,	30.713	-	4.500	5.763	35.000
204,	42.287	-	9.520	-	47.660
205,	42.287	-	9.520	-	47.660
206,	15.689	-	5.216	-	22.359
401,	28.689	-	5.119	0.000	32.351
402,	28.414	-	5.220	0.000	32.030
403,	30.713	-	4.500	5.704	35.000
404,	30.781	-	5.220	12.890	34.579
405,	42.287	-	9.520	0.000	47.475
406,	15.689	-	5.216	-	22.359
BUILDING - 6 (H -WING)					
BUILDING-3 & 4 (F & H -WING)					
101,301,	28.689	-	4.599	3.968	32.695
102,302,	28.689	-	4.599	3.967	32.696
103,303,	28.689	-	5.119	3.847	32.351
104,304,	28.689	-	5.119	3.847	32.351
201,	28.689	-	4.599	0.000	32.695
202,	28.689	-	4.599	0.000	32.696
203,	28.689	-	5.119	0.000	32.351
204,	28.689	-	5.119	0.000	32.351
401,	28.689	-	4.600	0.000	32.695
402,	28.689	-	4.600	0.000	32.695
403,	28.633	-	0.000	8.298	23.793
404,	28.633	-	0.000	8.310	23.792
BUILDING-5 & 6 (I - E WING)					
101,301,	28.689	-	5.265	3.847	32.351
102,302,	28.689	-	5.265	3.847	32.137
103,303,	29.244	-	4.500	5.764	33.571
104,304,	28.689	-	3.901	3.968	32.344
105,305,	42.287	-	8.540	0.000	47.599
106,306,	28.689	-	3.901	0.000	32.344
201,	42.287	-	8.540	0.000	47.599
202,	28.634	-	5.220	0.000	32.744
401,	28.689	-	5.265	0.000	32.351
402,	28.689	-	5.265	0.000	32.350
403,	22.405	-	4.500	7.155	25.891
404,	28.689	-	3.901	0.000	32.342
405,	30.781	-	4.641	12.874	34.719
406,	28.634	-	5.220	0.000	32.744
BUILDING-5 & 6 (J - L WING)					
101,201,	28.634	-	4.050	0.000	32.744
102,202,	28.689	-	3.900	3.967	32.344
103,203,	28.689	-	3.900	3.967	32.344
104,304,	29.244	-	4.500	5.765	33.571
105,105,	28.689	-	5.265	3.848	32.137
106,306,	28.689	-	5.265	3.848	32.351
301,	28.634	-	4.050	0.000	32.744
302,	28.689	-	5.265	0.000	32.137
303,	28.689	-	5.265	0.000	32.351
304,	28.689	-	5.265	0.000	32.351
401,	28.634	-	4.050	0.000	32.744
402,	28.634	-	0.000	8.910	23.420
403,	22.405	-	4.500	7.147	25.883
404,	28.689	-	5.265	0.000	32.350
405,	28.689	-	5.265	0.000	32.351
BUILDING -07 (M -WING)					
101,301,	37.740	-	5.265	3.657	42.722
102,302,	28.689	-	5.265	3.848	32.137
103,303,	29.245	-	4.500	5.764	33.570
104,304,	28.689	-	3.899	3.967	32.344
105,305,	40.678	-	9.084	5.826	45.863
201,401,	37.740	-	5.265	0.000	42.722
202,402,	28.689	-	5.265	0.000	32.137
203,403,	29.245	-	4.500	5.966	33.570
204,404,	28.689	-	3.899	0.000	32.344
205,405,	40.678	-	9.084	0.000	45.863
BUILDING -07 (N -WING)					
101,201,	28.689	-	3.899	3.967	32.696
102,202,	28.689	-	3.899	3.968	32.696
103,203,	28.689	-	5.265	3.847	32.349
104,304,	28.689	-	5.265	3.847	32.349
201,401,	28.689	-	3.899	0.000	32.696
202,402,	28.689	-	3.899	0.000	32.696
203,403,	28.689	-	5.265	0.000	32.349
204,404,	28.689	-	5.265	0.000	32.349
BUILDING -08 (O -WING)					
101,201,	37.740	-	5.400	3.967	43.068
102,202,	28.689	-	5.400	3.848	32.478
103,203,	29.244	-	4.598	5.764	33.571
104,304,	28.689	-	3.901	3.968	32.344
105,305,	40.678	-	8.841	3.972	45.872
201	37.740	-	5.400	0.000	43.068
202	28.689	-	5.400	0.000	32.478
203	29.244	-	4.598	5.967	33.571
204	28.689	-	3.901	0.000	32.344
205	40.678	-	8.841	0.000	45.872

STAMP OF APPROVAL

1/12

AMENDED DEVELOPMENT PERMISSION GRANTED
Subject to the conditions mentioned
in this office's letter No.:-
CIDCO/NAINA/Panvel/Unusual/AP-307/2016/
Dated 03 JAN 2018
(SANJAY MORE)
Assistant City and Industrial Development Corporation

NOTES :-
1) ALL EXTERNAL WALL ARE 0.15 M. THK BRICK WALLS.
2) ALL INTERNAL WALL ARE 0.10 M. THK BRICK WALLS.

I have examined the boundaries and the area of the plot and I do hereby certify that I have personally verified and checked all the statements made by the applicant who is the owner/ lessee in possession of the plot as in the above form and found them to be correct.

Signature of Architect

Sr. No.	Item	Site Plan on white Print	Building Plan On White Print
1	Plot Line		
2	Existing Street		
3	Future Street		
4	Permissible Building lines		
5	Marginal Open Spaces	Required	
6	Drainage & Sewerage Note		
7	Water Supply Note		
8	RWH Line		
9	Proposed Work		

CERTIFICATE OF AREA

CERTIFIED THAT I/WE HAVE SURVEYED THE PLOT BEARING G.NO. 100 /5 B, AT VILLAGE - VIHIGHAR, TAL - PANVEL , DIST. - RAIGAD. ON 20-09-2016 AND THAT THE DIMENSIONS OF THE SIDES ETC. OF THE PLOT STATED ON THE PLAN ARE AS MEASURED ON SITE AND AREA SO WORKED OUT IS 11630.545 SQUARE METERS.

Mrs. Preying Builders & Developers through
MR. PRADEEP K. BHOPI
(SIGNATURE OF OWNERS)

ARUSWAPNIL KALYANKAR
(SIGNATURE OF ARCHITECT)

NAME & SIGNATURES OF THE OWNERS

Mrs. Preying Builders & Developers through
MR. PRADEEP K. BHOPI
(SIGNATURE OF OWNERS)

NAME & SIGNATURE OF ARCHITECT

ARUSWAPNIL KALYANKAR
(REG. NO.- CA/89/34878)

DESCRIPTION OF PROPOSAL & PROPERTY

PROPOSED DEVLOPMENT PERMISSION ON G.NO. 100 / 5 / B AT VILLAGE - VIHIGHAR, TAL. - PANVEL, DIST. - RAIGAD.

JOB NO.	
DWG. NO.	
DATE	03/01/2018
SCALE	1 : 100, N.T.S.
CHKD BY	SWAPNIL KALYANKAR

SKA
SWAPNIL KALYANKAR ARCHITECTS
Deepali Kalyankar | +91 - 99875 99001
OFFICE : SIDDHANT MARKET,P. - WING,
2ND FLOOR,OPP BJP OFFICE,PANVEL - 410 206.
EMAIL : skaplanners@gmail.com

(BUILDING 1,2,3&4) SEPTIC TANK REQUIREMENT							
BUILDING	DESCRIPTION	POPULATION PER UNIT	TOTAL POPULATION (APPROX)	COLD WATER FLUSHING (A)		% FLOW TO FLUSHING 100%	TOTAL
				LPCD	LPD	LPD	
1,2,3 & 4	FLATS (185)	5	925	54	49875		
ADD. TOILET	21			54	1134	50220	54000
CON. SHOP	4			54	216		

(BUILDING 5 & 6) SEPTIC TANK REQUIREMENT							
BUILDING	DESCRIPTION	POPULATION PER UNIT	TOTAL POPULATION (APPROX)	COLD WATER FLUSHING (A)		% FLOW TO FLUSHING 100%	TOTAL
				LPCD	LPD	LPD	
5 & 6	FLATS (52)	5	260	54	14040	14040	27000

(BUILDING 7 & 8) SEPTIC TANK REQUIREMENT							
BUILDING	DESCRIPTION	POPULATION PER UNIT	TOTAL POPULATION (APPROX)	COLD WATER FLUSHING (A)		% FLOW TO FLUSHING 100%	TOTAL
				LPCD	LPD	LPD	
7 & 8	FLATS (104)	5	520	54	28080	28404	31500
ADD. TOILET	6	0.00	0.00	54	324		

(BUILDING 1,2,3& 4) GREY WATER TANK REQUIREMENT							
BUILDING	DESCRIPTION	POPULATION PER UNIT	TOTAL POPULATION (APPROX)	COLD WATER FLUSHING (A)		% FLOW TO FLUSHING 85%	TOTAL
				LPCD	LPD	LPD	
1,2,3 & 4	FLATS (185)	5	925	135	125175	125325	126000
ADD. TOILET	21			126	2646		
CON. SHOP	4			126	504		

(BUILDING 5 & 6) GREY WATER TANK REQUIREMENT							
BUILDING	DESCRIPTION	POPULATION PER UNIT	TOTAL POPULATION (APPROX)	COLD WATER FLUSHING (A)		% FLOW TO FLUSHING 85%	TOTAL
				LPCD	LPD	LPD	
5 & 6	FLATS (52)	5	260	135	35100	35856	45000
ADD. TOILET	6			126	756		

(BUILDING 7 & 8) GREY WATER TANK REQUIREMENT							
BUILDING	DESCRIPTION	POPULATION PER UNIT	TOTAL POPULATION (APPROX)	COLD WATER FLUSHING (A)		% FLOW TO FLUSHING 85%	TOTAL
				LPCD	LPD	LPD	
7 & 8	FLATS (104)	5	520	135	70200	59670	79000

UG TANK (1,2,3 & 4 BUILDING)				
BUILDING	TOTAL FLATS	REQUIRED DOMESTIC 189	ADDITIONAL TOILET	TOTAL LITRES (RES.)
1	54	189 x 54 x 5	6 X 180	52110
2	45	189 x 45 x 5	0 X 180	42525
3	40	189 x 40 x 5	7 X 180	52290
4	42	189 x 42 x 5	7 X 180	53290
REQUIRED U.G. WATER TANK				195215
U.G.WATER TANK-1		SIZE- 14.50m X 4.70X3.00		CAPACITY- 20,4450 LTRS
UG TANK (5,6,7 & 8 BUILDING)				
5	36	189 x 36 x 5	0 X 180	34020
6	36	189 x 36 x 5	0 X 180	35120
7	52	189 x 52 x 5	3 X 180	49680
8	52	189 x 52 x 5	3 X 180	49680
REQUIRED U.G. WATER TANK				148500
U.G.WATER TANK-2		SIZE- 7.00X7.00X3.00		CAPACITY- 1,51,200 LTRS
TOTAL PROVIDED WATER CAPACITY - 3,22,500 LTRS				

PROPOSED O.H. WATER TANK		
WING-A	SIZE- 4.40X2.50X1.20	CAPACITY-13,200 LTRS
WING-B	SIZE- 4.40X2.50X1.20	CAPACITY-13,200 LTRS
TOTAL		26,400
PROPOSED O.H. WATER TANK		
WING-C	SIZE- 4.40X2.50X1.20	CAPACITY-13,200 LTRS
WING-D	SIZE- 4.40X2.50X1.20	CAPACITY-13,200 LTRS
TOTAL		26,400
PROPOSED O.H. WATER TANK		
WING-E	SIZE- 4.40X2.50X1.20	CAPACITY-13,200 LTRS
WING-F	SIZE- 4.40X2.50X1.20	CAPACITY-13,200 LTRS
TOTAL		26,400
PROPOSED O.H. WATER TANK		
WING-G	SIZE- 4.40X2.50X1.20	CAPACITY-13,200 LTRS
WING-H	SIZE- 4.40X2.50X1.20	CAPACITY-13,200 LTRS
TOTAL		26,400
PROPOSED O.H. WATER TANK		
WING-I	SIZE- 4.40X2.50X1.20	CAPACITY-13,200 LTRS
WING-J	SIZE- 4.40X2.50X1.20	CAPACITY-13,200 LTRS
TOTAL		26,400
TOTAL PROVIDED WATER CAPACITY		
PROPOSED O.H. WATER TANK		
WING-K	SIZE- 4.40X2.50X1.20	CAPACITY-13,200 LTRS
TOTAL		13,200
PROPOSED O.H. WATER TANK		
WING-L	SIZE- 4.40X2.50X1.20	CAPACITY-13,200 LTRS
WING-M	SIZE- 4.40X2.50X1.20	CAPACITY-13,200 LTRS
TOTAL		26,400
PROPOSED O.H. WATER TANK		
WING-N	SIZE- 4.40X2.50X1.20	CAPACITY-13,200 LTRS
WING-O	SIZE- 4.40X2.50X1.20	CAPACITY-13,200 LTRS
TOTAL		26,400
TOTAL PROVIDED O.H WATER CAPACITY		1,98,000

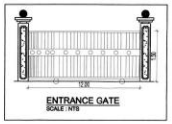

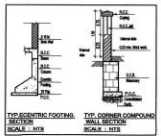

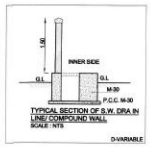

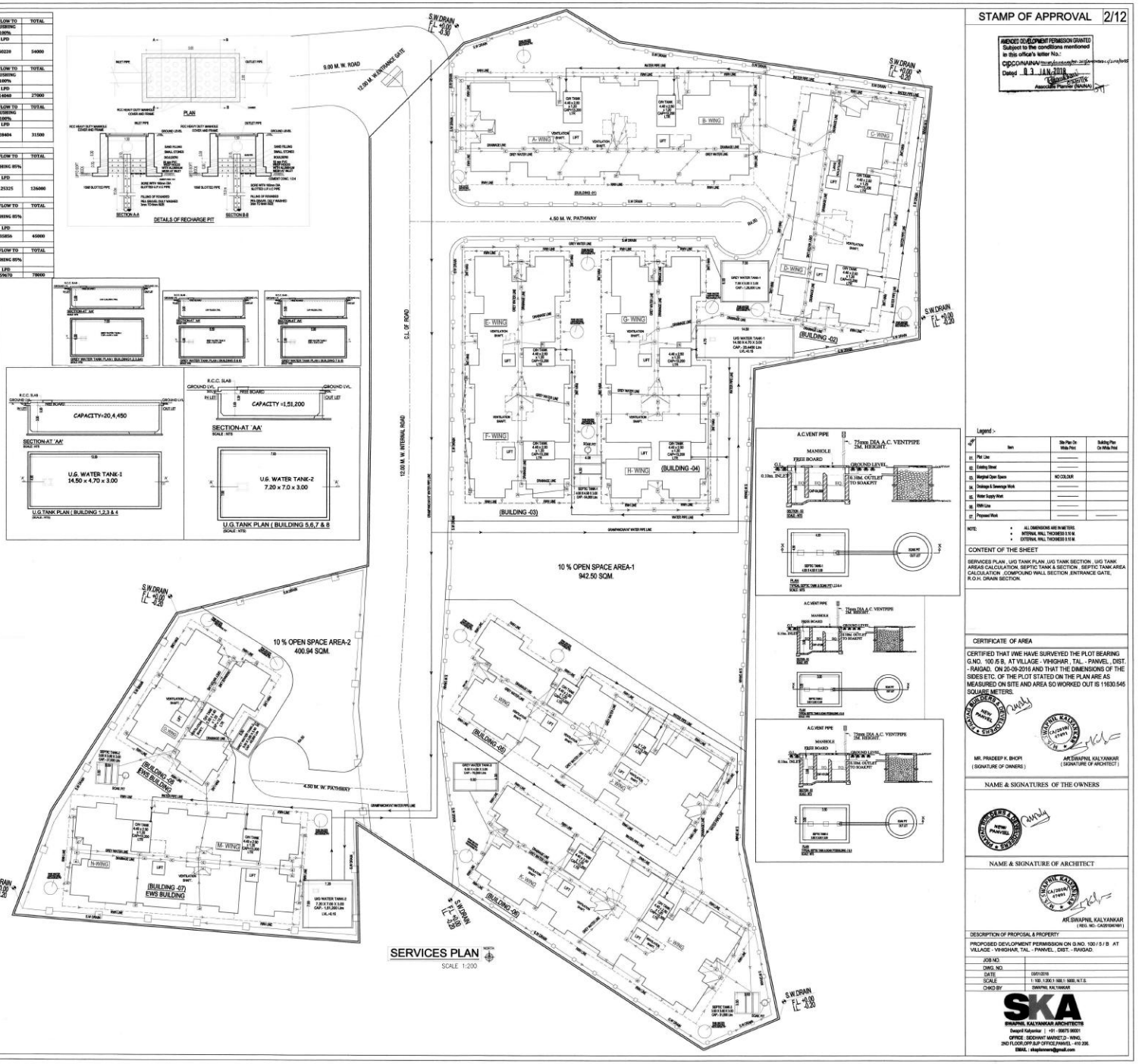

STAMP OF APPROVAL 2/12

AMENDED DEVELOPMENT PERMISSION GRANTED
Subject to the conditions mentioned
in this office's letter No.:
CIDCO/NAINA/
Dated 03 JUN 2019
Associate Planner (NAINA)

Legend :-

Sr. No.	Item	Site Plan On White Print	Building Plan On White Print
01.	Plot Line	———	———
02.	Existing Street	———	———
03.	Marginal Open Space	NO COLOUR	
04.	Drainage & Sewerage Work	———	———
05.	Water Supply Work	———	———
06.	RWH Line	———	———
07.	Proposed Work	———	———

NOTE:
- ALL DIMENSIONS ARE IN METERS
- INTERNAL WALL THICKNESS 0.15 M.
- EXTERNAL WALL THICKNESS 0.15 M.

CONTENT OF THE SHEET

SERVICES PLAN , U/G TANK PLAN ,U/G TANK SECTION , U/G TANK AREAS CALCULATION, SEPTIC TANK & SECTION , SEPTIC TANK AREA CALCULATION ,COMPOUND WALL SECTION ,ENTRANCE GATE, R.O.H. DRAIN SECTION.

CERTIFICATE OF AREA

CERTIFIED THAT I/WE HAVE SURVEYED THE PLOT BEARING G.NO. 100 /5 B, AT VILLAGE - VIHIGHAR , TAL. - PANVEL , DIST. - RAIGAD. ON 20-09-2016 AND THAT THE DIMENSIONS OF THE SIDES ETC. OF THE PLOT STATED ON THE PLAN ARE AS MEASURED ON SITE AND AREA SO WORKED OUT IS 11630.545 SQUARE METERS.

MR. PRADEEP K. BHOPI
(SIGNATURE OF OWNERS)

AR.SWAPNIL KALYANKAR
(SIGNATURE OF ARCHITECT)

NAME & SIGNATURES OF THE OWNERS

NAME & SIGNATURE OF ARCHITECT

AR.SWAPNIL KALYANKAR
(REG. NO.- CA/2010/74081)

DESCRIPTION OF PROPOSAL & PROPERTY

PROPOSED DEVLOPMENT PERMISSION ON G.NO. 100 / 5 / B AT VILLAGE - VIHIGHAR, TAL. - PANVEL , DIST. - RAIGAD.

JOB NO.	
DWG. NO.	
DATE	09/01/2019
SCALE	1: 100, 1:200,1:300,1: 500), N.T.S.
CHKD BY	SWAPNIL KALYANKAR

SKA
SWAPNIL KALYANKAR ARCHITECTS
Deepali Kalyankar | +91 - 99875 96021
OFFICE : SIDDHIVIT MARKET,D - WING, 2ND FLOOR,OPP.BJP OFFICE,PANVEL - 410 206.
EMAIL : skaplanners@gmail.com

ELEVATION

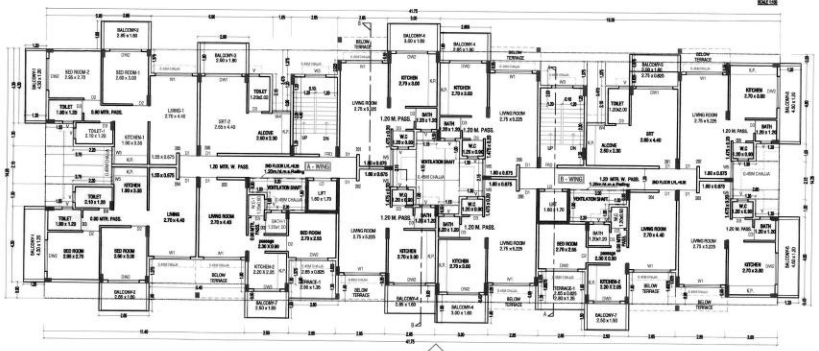

ELEVATION

2ND FLOOR PLAN (BUILDING -01)

SCALE - 1:100

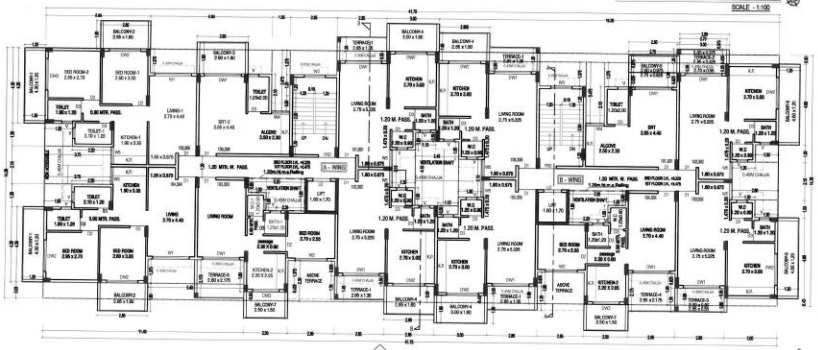

ELEVATION

1ST & 3RD FLOOR PLAN (BUILDING -01)

SCALE - 1:100

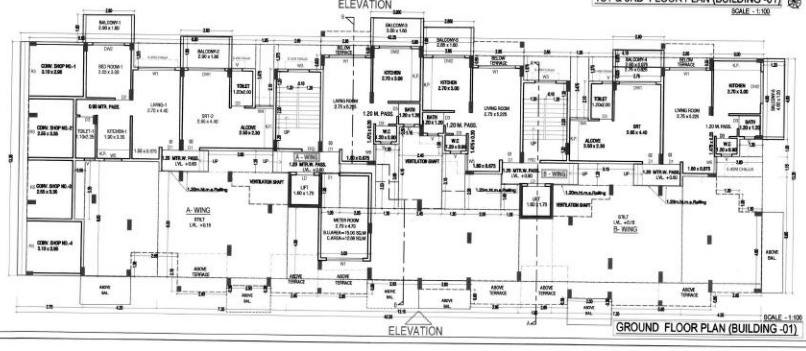

ELEVATION

GROUND FLOOR PLAN (BUILDING -01)

SCALE - 1:100

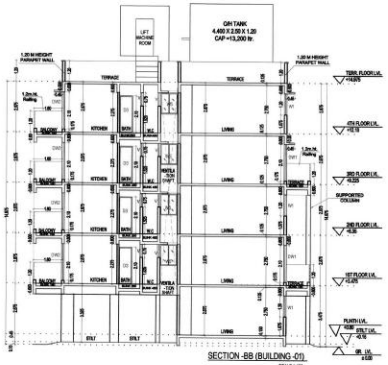

SECTION -BB (BUILDING -01)

SCALE 1:100

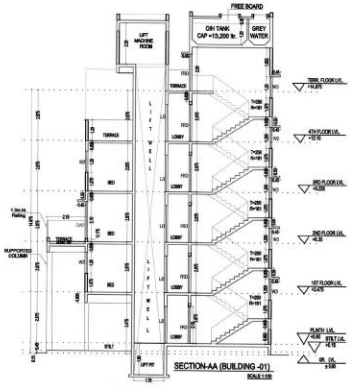

SECTION-AA (BUILDING -01)

SCALE 1:100

SCHEDULE OF DOORS & WINDOWS					
TYPE	SIZE IN MM		AREA IN	DISCREPTION	SILL LVL.
FRD	1	x	2.1	2.1	DOOR
D1	1	X	2.1	2.1	T.W. PANEL DOOR
D2	0.9	X	2.1	1.89	T.W. PANEL DOOR
D3	0.75	X	2.1	1.575	T.W. PANEL DOOR
DW1	2.1	X	2.1	4.41	AL. SLIDING FRENCH WINDOW	0.2
DW2	1.8	X	2.1	3.78	AL. SLIDING FRENCH WINDOW	0.2
DW3	1.5	X	2.1	3.15	AL. SLIDING FRENCH WINDOW	0.2
W1	2.1	X	1.2	2.52	AL. SLIDING WINDOW	1.1
W2	1.8	X	1.2	2.16	AL. SLIDING WINDOW	1.1
W3	1.5	X	1.2	1.8	AL. SLIDING WINDOW	1.1
W4	1.05	X	1.2	1.26	AL. SLIDING WINDOW	1.1
W5	1	X	1.2	1.2	AL. SLIDING WINDOW	1.1
V	0.6	X	0.75	0.45	AL.LOUVERD WINDOW	1.55

LIGHT & VENTILATION STATEMENT (BLD-1)					
ROOM	CARPET	L/B REQD.	TYPE	AREA IN SQM.	SILL LVL.
LIVING-1	12.93	2.15	W1	2.52	1.1
MULTI- PUBSPOSE ROOM-2	11.66	1.94	DW1	4.41	0.2
BED-1	7.80	1.30	DW2	3.78	0.2
BED-2	7.97	1.33	DW2	3.78	0.2
KITCHEN-1	6.37	1.06	W5	1.2	1.1
KITCHEN-2	4.51	0.75	DW3	3.15	0.2
TOILET	2.52	0.42	V	0.45	1.55
BATH	1.44	0.24	V	0.45	1.55
W.C.	1.08	0.18	V	0.45	1.55

2nd TERRACE AREA STATEMENT							
PERRMISSIBLE TERRACE AREA				=	456.60	x 20 % =	91.32
T1	2.650	X	0.825	X	2	=	4.37
	2.800	X	1.350	X		=	7.56
TOTAL PROPOSED TERRACE AREA						=	11.93

BUILDING-1							
GROUND FLOOR BUILT UP AREA CALCULATION(BUILDING -1)							
Block:	42.39	x	13.398			=	564.038
DEDUCTION							
1	6.999	x	1.375	x	1	=	9.49
2	1.050	x	3.475	x	2	=	7.30
3	2.650	x	1.375	x	2	=	7.29
4	2.850	x	0.550	x	3	=	4.70
5	4.100	x	1.375	x	1	=	5.64
6	19.350	x	0.500	x	1	=	9.68
7	1.300	x	1.000	x	1	=	1.30
8	2.600	x	1.150	x	1	=	2.99
9	6.100	x	4.550	x	1	=	27.76
10	7.350	x	5.030	x	1	=	40.65
11	3.150	x	1.250	x	1	=	3.94
12	1.900	x	3.570	x	1	=	6.78
13	1.050	x	1.450	x	1	=	1.52
14	2.050	x	2.030	x	1	=	4.16
15	1.300	x	3.180	x	1	=	4.13
16	2.450	x	4.180	x	1	=	10.24
17	1.150	x	0.500	x	1	=	0.58
18	1.300	x	3.600	x	1	=	4.68
19	2.050	x	2.530	x	1	=	5.19
20	1.050	x	1.950	x	1	=	2.05
21	13.150	x	4.080	x	1	=	53.65
22	3.650	x	1.250	x	1	=	4.56
23	7.350	x	6.080	x	1	=	44.69
24	4.200	x	6.600	x	1	=	27.72
25	0.550	x	3.350	x	1	=	1.84
TOTAL DEDCTIONS (d)						=	292.62
BUA AREA	=	564.038	-	292.62		=	271.42
ADDITION							
BALCONY AREA STATEMENT FOR GROUND FLOOR							
PERRMISSIBLE BALCONY AREA				=	271.42	x 15 % =	40.71
B1	2.900	x	1.60	x		=	4.64
B2	2.90	x	1.80	x	1	=	5.22
B3	2.925	x	1.60	x	2	=	9.36
B4	2.90	x	0.975	x	1	=	2.83
	2.75	x	0.825	x		=	2.27
B5	1.20	x	4.60	x	1	=	5.52
TOTAL					6	=	29.84
TOTAL PROPOSED BALCONY AREA AT TYPICAL FLOOR						=	70.84

1ST,2ND, 3RD FLOOR BUILT UP AREA CALCULATION(BUILDING -1)							
Block :	42.39	x	14.398			=	596.190
DEDUCTION							
1	6.90	x	1.375	x	1	=	9.49
2	1.05	x	3.475	x	2	=	7.30
3	2.65	x	1.375	x	2	=	7.29
4	2.85	x	0.550	x	3	=	4.70
5	4.10	x	1.375	x	1	=	5.64
6	19.35	x	0.500	x	1	=	9.68
7	1.30	x	1.00	x	2	=	2.60
8	2.60	x	1.15	x	1	=	2.99
9	3.00	x	0.43	x	2	=	2.58
10	2.85	x	0.90	x	2	=	5.39
11	2.65	x	1.800	x	2	=	9.54
12	2.85	x	0.93	x	1	=	2.65
13	2.85	x	1.48	x	2	=	8.22
14	2.65	x	2.300	x	1	=	6.10
15	2.50	x	0.500	x	1	=	1.25
16	5.45	x	1.375	x	1	=	7.49
17	11.40	x	0.930	x	1	=	10.60
18	1.55	x	1.300	x	1	=	2.02
19	3.75	x	2.150	x	1	=	8.06
20	1.00	x	0.800	x	2	=	1.60
21	2.20	x	1.800	x	2	=	7.92
22	1.30	x	2.150	x	2	=	5.59
23	2.45	x	2.650	x	1	=	6.94
24	1.15	x	0.550	x	2	=	1.15
TOTAL DEDCTIONS (d)						=	139.59
BUA AREA	=	596.190	-	139.59		=	456.60
BUILTUP AREA AT TYPICAL FLOOR						=	456.60

BALCONY AREA STATEMENT FOR 1ST ,2ND , 3RD FLOOR							
PERRMISSIBLE BALCONY AREA				=	456.60	x 15 % =	68.49
B1	1.20	x	4.30	x	2	=	10.32
B2	2.850	x	1.60	x	2	=	9.12
B3	2.90	x	1.80	x	1	=	5.22
B4	2.90	x	1.60	x	4	=	18.72
B5	2.90	x	0.90	x	1	=	2.83
	2.75	x	0.80	x		=	2.27
B6	1.20	x	4.60	x	2	=	11.04
B7	2.50	x	1.500	x	2	=	7.500
TOTAL					14	=	67.02
TOTAL PROPOSED BALCONY AREA AT TYPICAL FLOOR						=	67.02

1ST & 3RD TERRACE AREA STATEMENT							
PERRMISSIBLE TERRACE AREA				=	456.60	x 20 % =	91.32
T1	2.850	x	1.350	x	4	=	15.39
	3.060	x	0.375	x	1	=	1.13
T2	2.850	x	0.425	x		=	1.21
	2.700	x	0.550	x		=	1.49
T3	3.800	x	0.800	x	1	=	2.40
	2.850	x	0.550	x		=	1.57
T4	2.650	x	2.175	x	1	=	5.76
T5	2.800	x	2.175	x	1	=	6.09
TOTAL					8	=	35.03

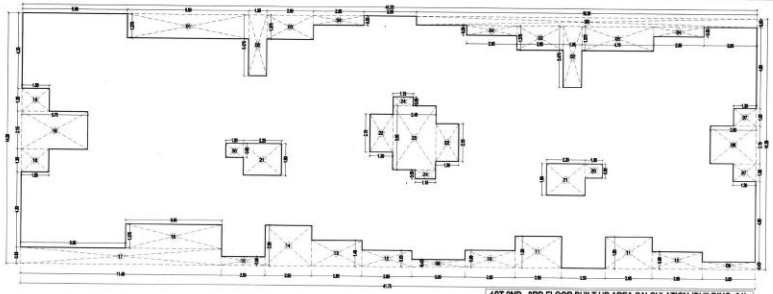

1ST,2ND , 3RD FLOOR BUILT UP AREA CALCULATION (BUILDING -01)

SCALE - 1:100

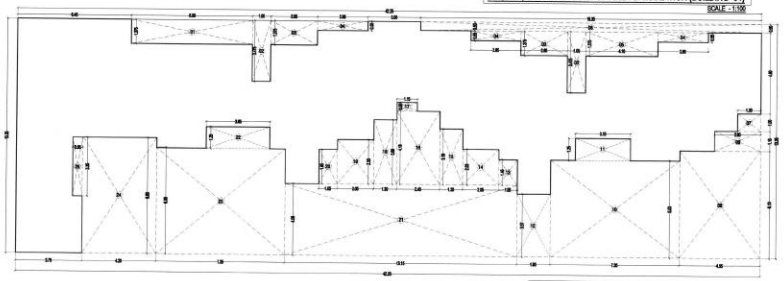

GR FLOOR BUILT UP AREA CALCULATION (BUILDING -01)

SCALE - 1:100

STAMP OF APPROVAL 3/12

BUILDING NO.1

AMENDED DEVELOPMENT PERMISSION GRANTED
Subject to the conditions mentioned
in this office's letter No.:
CIDCO/NAINA/Panvel/Vasiness/BP-372/Revised 1/
2018/1245
Dated 03 JAN 2019
Associate Planner (NAINA)

KEY PLAN
SCALE - NTS

NOTE:
- ALL DIMENSIONS ARE IN METERS.
- INTERNAL WALL THICKNESS IS 0.15 M.
- EXTERNAL WALL THICKNESS IS 0.15 M.

CONTENT OF THE SHEET

GR, 1ST , 2ND, 3RD & 4th FLOOR PLAN , AREA DIAGRAM & CALCULATION , TERRACE FLOOR PLAN, SECTION AA & BB, ELEVATION OF (BUILDING -01).

MS. PRADEEP KRUSHNA BHOPI
(Signature of Owner)

ARCH. SWAPNIL KALYANKAR
REGD. NO. CA/2013 / 67481
(Signature of Architect.)

1) MR. PRADEEP KRUSHNA BHOPI
(Signature of OWNER)

NAME OF THE OWNER

1) (MR. PRADEEP KRUSHNA BHOPI)

DESCRIPTION OF PROPOSAL & PROPERTY

Proposed Residential Building On Land Bearing Survey No. 100 / 5B , At Village - Vitaghar, Tal- Panvel, Dist Raigad, Maharashtra.

ARCHITECT NAME & SIGNATURE

JOB NO.	
DWG. NO.	
DATE	03/01/2019
SCALE	1 : 100 , N.T.S.
DRN BY	KISHOR THAKUR
CHKD BY	SWAPNIL KALYANKAR

SKA
SWAPNIL KALYANKAR ARCHITECTS
Swapnil Kalyankar | +91 - 99870 98001
OFFICE - SEEMANT MARKET [1 - WING],
2ND FLOOR,OPP.SUP OFFICE,PANVEL - 410 206.
EMAIL - skaplanners@gmail.com

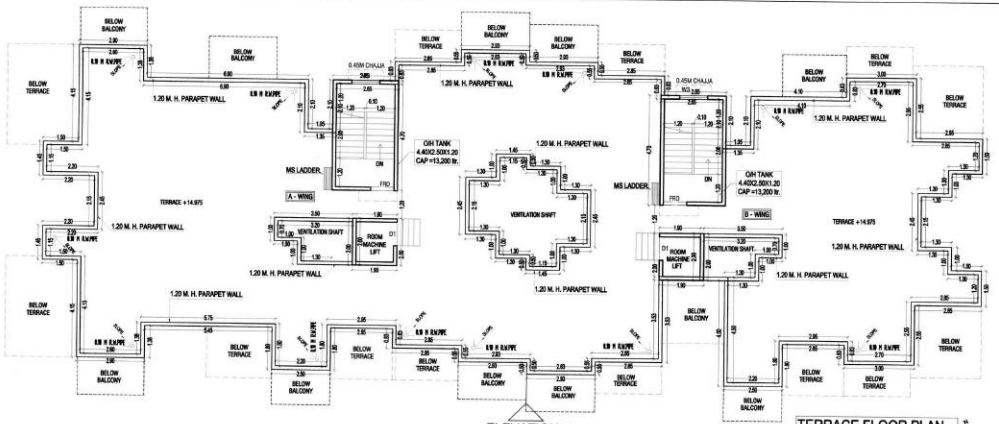

ELEVATION

TERRACE FLOOR PLAN

SCALE - 1:100

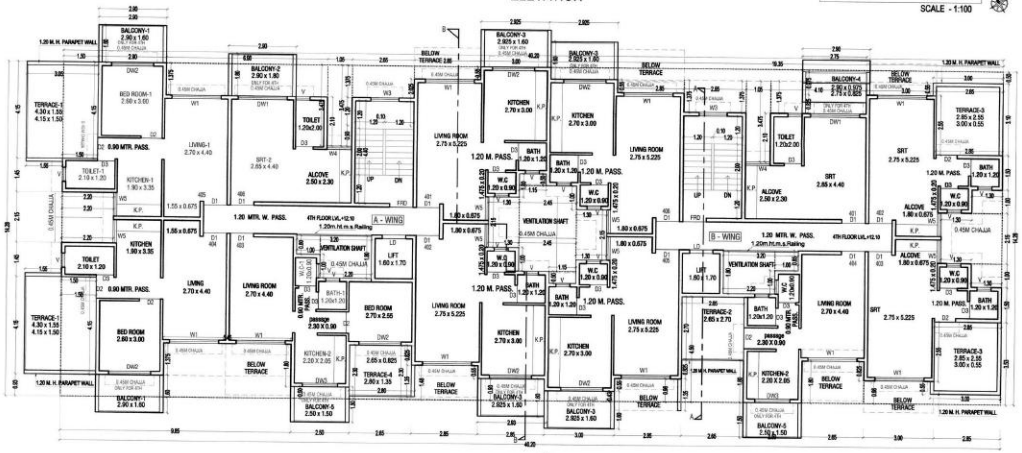

ELEVATION

4TH FLOOR PLAN (BUILDING -01)

SCALE - 1:100

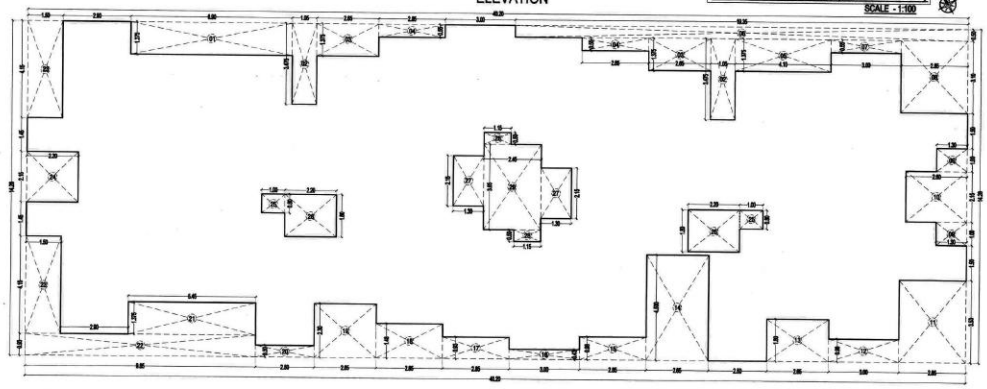

4 TH FLOOR BUILT UP AREA CALCULATION (BUILDING -01)

SCALE - 1:100

BUILDING-1

4TH FLOOR BUILT UP AREA CALCULATION(BUILDING -1)							
Block-	40.20	x	14.280			=	574.056
DEDUCTION							
1	6.90	x	1.375	x	1	=	9.49
2	1.05	x	3.475	x	2	=	7.30
3	2.65	x	1.375	x	2	=	7.29
4	2.85	x	0.550	x	2	=	3.14
5	4.10	x	1.375	x	1	=	5.64
6	19.35	x	0.500	x	1	=	9.68
7	3.00	x	0.55	x	1	=	1.65
8	2.85	x	3.10	x	1	=	8.84
9	1.30	x	1.00	x	2	=	2.60
10	2.60	x	2.15	x	1	=	5.59
11	2.85	x	3.530	x	1	=	10.06
12	3.00	x	0.98	x	1	=	2.94
13	2.65	x	1.80	x	1	=	4.77
14	2.65	x	4.500	x	1	=	11.93
15	2.85	x	0.980	x	1	=	2.79
16	3.00	x	0.430	x	1	=	1.29
17	2.85	x	0.930	x	1	=	2.65
18	2.85	x	1.480	x	1	=	4.22
19	2.65	x	2.300	x	1	=	6.10
20	2.50	x	0.500	x	1	=	1.25
21	5.45	x	1.375	x	1	=	7.49
22	9.85	x	0.93	x	1	=	9.16
23	1.50	x	4.150	x	2	=	12.45
24	2.20	x	2.150	x	1	=	4.73
25	1.00	x	0.800	x	2	=	1.60
26	2.20	x	1.800	x	2	=	7.92
27	1.30	x	2.150	x	2	=	5.59
28	1.15	x	0.500	x	2	=	1.15
29	2.45	x	3.650	x	1	=	8.94
TOTAL DEDCTIONS (d)						=	168.22
BUA AREA	=	574.056	-	168.22		=	405.83
BUILTUP AREA AT TYPICAL FLOOR						=	405.832

BALCONY AREA STATEMENT FOR 4TH FLOOR BLD-01							
PERRMISSIBLE BALCONY AREA				=	405.83	x 15 % =	60.87
B1	2.900	x	1.60	x	2	=	9.28
B2	2.90	x	1.80	x	1	=	5.22
B3	2.925	x	1.60	x	4	=	18.72
B4	2.90	x	0.975	x	1	=	2.83
	2.75	x	0.825	x		=	2.27
B5	2.50	x	1.500	x	2	=	7.500
TOTAL					10	=	45.82
TOTAL PROPOSED BALCONY AREA AT TYPICAL FLOOR						=	45.816

4TH TERRACE AREA STATEMENT							
PERMISSIBLE TERRACE AREA				=	405.83	x 20 % =	81.17
T1	4.300	x	1.550	x	2	=	13.33
	4.150	x	1.500	x		=	12.45
T2	2.65	x	2.700	x	1	=	7.155
T3	2.850	x	2.550	x	2	=	14.54
	3.000	x	0.550	x		=	3.30
T4	2.650	x	0.825	x	1	=	2.19
	2.800	x	1.350	x		=	3.78
TOTAL PROPOSED TERRACE AREA						=	56.74

STAMP OF APPROVAL 4/12

BUILDING NO.1

AMENDED DEVELOPMENT PERMISSION GRANTED
Subject to the conditions mentioned in this office's letter No.:
CIDCO/NAINA/ BP/ 100/ 00 cc/2018/ 1045
Dated 03 JAN 2018
Associate Planner (NAINA)

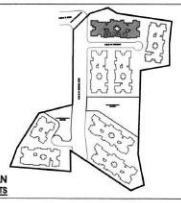

KEY PLAN

SCALE - NTS

NOTE:
- ALL DIMENSIONS ARE IN METERS.
- INTERNAL WALL THIDNESS 0.10 M.
- EXTERNAL WALL THIDNESS 0.15 M.

CONTENT OF THE SHEET

GR., 1ST , 2ND, 3RD & 4th FLOOR PLAN , AREA DIAGRAM & CALCULATION , TERRACE FLOOR PLAN, SECTION AA & BB, ELEVATION OF (BUILDING -01).

NEW PANVEL BUILDERS & DEVELOPERS

Builders & Devlopers through

1) MR. PRADEEP KRUSHNA BHOPI

(Signature of OWNER)

AR. SWAPNIL KALYANKAR
REGD. NO. CA / 2010 / 47491
(Signature of Architect.)

NAME OF THE OWNER

1) (MR. PRADEEP KRUSHNA BHOPI)

DESCRIPTION OF PROPOSAL & PROPERTY

Proposed Residential Building On Land Bearing Survey No. 100 / 5B , At Village - Vihighar, Tal- Panvel, Dist Raigad, Maharastra.

ARCHITECT NAME & SIGNATURE

JOB NO.	
DWG. NO.	
DATE	03/01/2018
SCALE	1: 100 , N.T.S.
DRN BY	KISHOR THAKUR
CHKD BY	SWAPNIL KALYANKAR

SKA
SWAPNIL KALYANKAR ARCHITECTS
Swapnil Kalyankar | +91 - 99675 96001
OFFICE : SIDDHANT MARKET,D - WING,
2ND FLOOR,OPP.B.P OFFICE,PANVEL - 410 206.
EMAIL : skaplanners@gmail.com

ELEVATION
SCALE 1:100

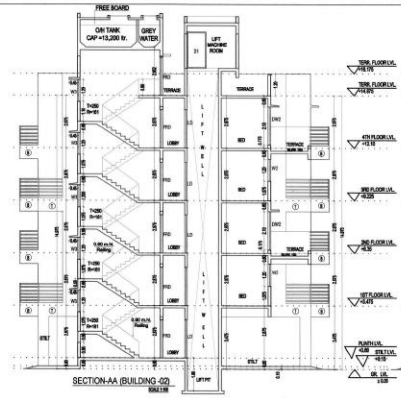

SECTION-AA (BUILDING -02)
SCALE 1:100

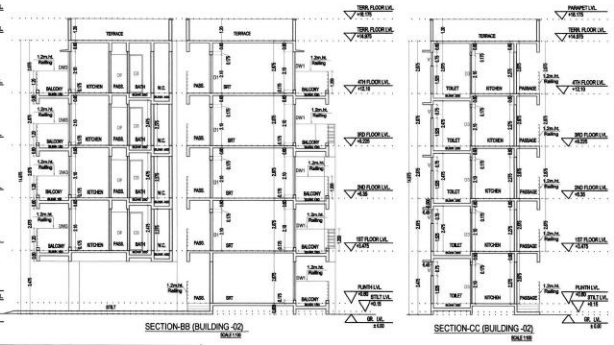

SECTION-BB (BUILDING -02)
SCALE 1:100

SECTION-CC (BUILDING -02)
SCALE 1:100

LIGHT & VENTILATION STATEMENT (BLD-2)					
ROOM	CARPET	1/6 REQD.	TYPE	AREA IN	SILL LVL.
LIVING-1	11.88	1.98	DW1	4.41	0.2
LIVING-2	15.88	2.65	DW1	4.41	0.2
BED-1	6.89	1.15	W2	2.16	1.1
KITCHEN-1	4.51	0.75	DW3	3.15	0.2
TOILET	2.4	0.40	V	0.45	1.55
BATH	1.44	0.24	V	0.45	1.55
W.C	1.08	0.18	V	0.45	1.55

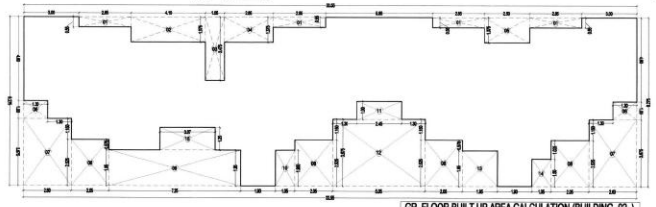

GR FLOOR BUILT UP AREA CALCULATION (BUILDING -02)
SCALE - 1:100

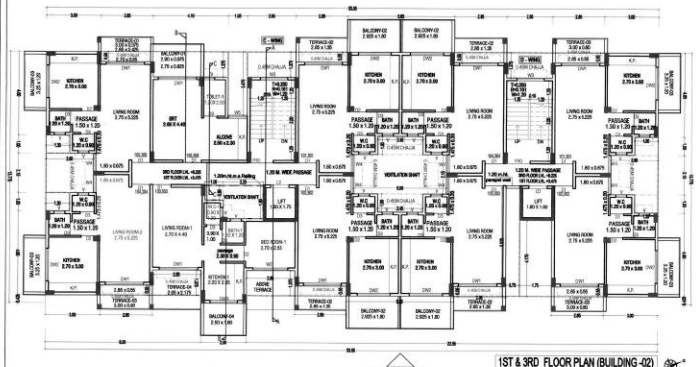

ELEVATION

1ST & 3RD FLOOR PLAN (BUILDING -02)
SCALE - 1:100

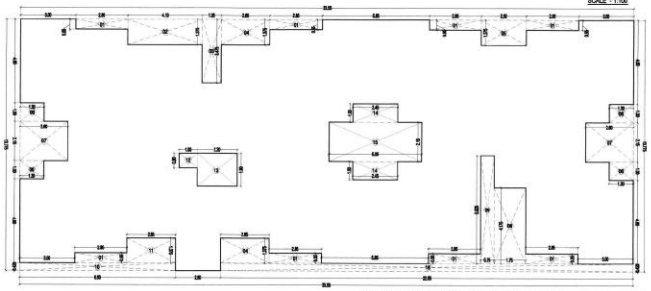

1ST,2ND , 3RD FLOOR BUILT UP AREA CALCULATION (BUILDING -02)
SCALE - 1:100

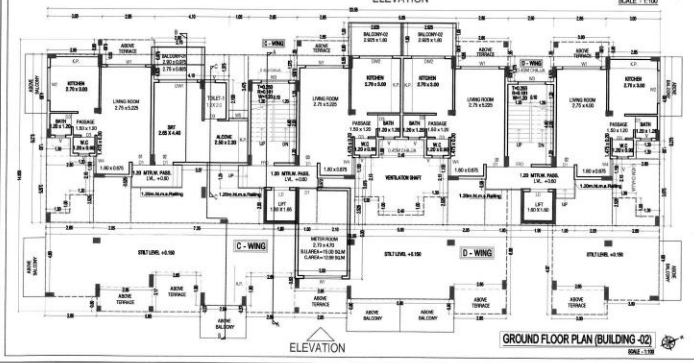

ELEVATION

GROUND FLOOR PLAN (BUILDING -02)
SCALE - 1:100

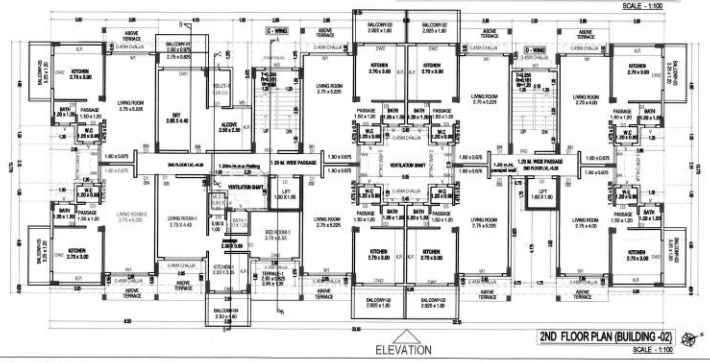

ELEVATION

2ND FLOOR PLAN (BUILDING -02)
SCALE - 1:100

BUILDING-02

GROUND FLOOR BUILT UP AREA CALCULATION(BUILDING -2)							
Block-	33.55	x	9.275			=	311.176
DEDUCTION							
1	2.850	x	0.550	x	4	=	6.27
2	4.100	x	1.375	x	1	=	5.64
3	1.050	x	3.475	x	1	=	3.65
4	2.650	x	1.375	x	1	=	3.64
5	2.500	x	1.375	x	1	=	3.44
6	1.300	x	1.000	x	2	=	2.60
7	2.600	x	3.675	x	2	=	19.11
8	2.050	x	2.525	x	4	=	20.71
9	7.250	x	1.950	x	1	=	14.14
10	1.050	x	1.950	x	1	=	2.05
11	2.450	x	1.000	x	1	=	2.45
12	5.050	x	3.675	x	1	=	18.56
13	1.950	x	1.950	x	1	=	3.80
14	1.050	x	1.500	x	1	=	1.58
15	3.070	x	1.250	x	1	=	3.84
TOTAL DEDCTIONS (d)						=	111.46
BUA AREA		=	311.18	-	111.46	=	199.72
BUILTUP AREA AT TYPICAL FLOOR						=	199.72

BALCONY AREA STATEMENT FOR GROUND FLOOR							
PERRMISSIBLE BALCONY ARIEA			=	199.72	x 15 % =		29.96
B1	2.90	x	0.975	x	1	=	2.83
	2.75	x	0.825	x		=	2.27
B2	2.925	x	1.800	x	2	=	10.53
TOTAL					3	=	15.63
TOTAL PROPOSED BALCONY AREA AT TYPICAL FLOOR						=	15.63

1ST, 2ND, 3RD FLOOR BUILT UP AREA CALCULATION(BUILDING -2)							
Block-	33.55	x	13.775			=	462.151
DEDUCTION							
1	2.850	x	0.550	x	8	=	12.54
2	4.100	x	1.375	x	1	=	5.64
3	1.050	x	3.475	x	1	=	3.65
4	2.650	x	1.375	x	2	=	7.29
5	2.500	x	1.375	x	1	=	3.44
6	1.300	x	1.000	x	4	=	5.20
7	2.600	x	2.150	x	2	=	11.18
8	1.750	x	4.175	x	1	=	7.31
9	0.750	x	5.925	x	1	=	4.44
10	0.500	x	0.425	x	1	=	3.61
11	2.650	x	1.375	x	1	=	3.64
12	1.000	x	0.800	x	1	=	0.80
13	2.200	x	1.800	x	1	=	3.96
14	2.450	x	1.000	x	2	=	4.90
15	5.050	x	2.150	x	1	=	10.86
16	22.550	x	0.425	x	1	=	9.58
TOTAL DEDCTIONS (d)						=	98.04
BUA AREA		=	462.15	-	98.04	=	364.11
BUILTUP AREA AT TYPICAL FLOOR						=	364.11

BALCONY AREA STATEMENT FOR 1ST,2ND, 3RD FLOOR							
PERRMISSIBLE BALCONY AREA			=	364.11	x 15 % =		54.62
B1	2.90	x	0.975	x	1	=	2.83
	2.75	x	0.825	x		=	2.27
B2	2.925	x	1.800	x	4	=	21.06
B3	3.25	x	1.200	x	4	=	15.60
B4	2.50	x	1.800	x	1	=	4.50
TOTAL					10	=	46.26
TOTAL PROPOSED BALCONY AREA AT TYPICAL FLOOR						=	46.26

1ST & 3RD TERRACE AREA STATEMENT							
PERRMISSIBLE TERRACE ARIEA			=	364.11	x 20 % =		72.82
T1	3.000	x	0.375	x	1	=	1.13
	2.850	x	0.425	x		=	1.21
	2.700	x	0.550	x		=	1.49
T2	2.850	x	1.350	x	4	=	15.39
T3	3.000	x	0.800	x	3	=	7.20
	2.850	x	0.550	x		=	4.70
T4	2.650	x	2.175	x	1	=	5.76
TOTAL PROPOSED TERRACE AREA					9	=	36.88
2nd TERRACE AREA STATEMENT							
PERRMISSIBLE TERRACE AREA			=	364.11	x 20 % =		72.82
T1	2.650	x	0.825	x	1	=	2.19
	2.800	x	1.350	x		=	3.78
TOTAL PROPOSED TERRACE AREA						=	5.97

STAMP OF APPROVAL | 5/12

BUILDING NO.2

AMENDED DEVELOPMENT PERMISSION GRANTED
Subject to the conditions mentioned
in this office's letter No.:
CIDCO/NAINA/Panvel/BP-170/CC/2016/1015
Dated 03 JAN 2018
Associate Planner (NAINA)

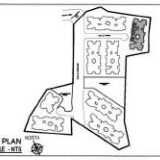

KEY PLAN
SCALE - NTS

NOTE:
- ALL DIMENSIONS ARE IN METERS.
- INTERNAL WALL THICKNESS 0.15 M.
- EXTERNAL WALL THICKNESS 0.15 M.

CONTENT OF THE SHEET

GR, 1ST , 2ND, 3RD FLOOR PLAN , AREA DIAGRAM & CALCULATION , SECTION AA ,BB & CC, ELEVATION OF (BUILDING -02).

M/S. NEW PANVEL BUILDERS & DEVELOPERS
Builders & Developers through

1) MR. PRADEEP KRUSHNA BHOPI
(Signature of OWNER)

AR. SWAPNIL KULKARNI
REGD. NO. CA/2010/47491
(Signature of Architect.)

NAME OF THE OWNER

1) (MR. PRADEEP KRUSHNA BHOPI)

DESCRIPTION OF PROPOSAL & PROPERTY

Proposed Residential Building On Land Bearing Survey No. 100 / 5B , At Village Vihighar, Tal- Panvel, Dist Raigad, Maharashtra.

ARCHITECT NAME & SIGNATURE

JOB NO.	
DWG. NO.	
DATE	03/01/2018
SCALE	1 : 100 , AT A3.
DRN BY	KISHOR THAKUR
CHKD BY	SWAPNIL KALYANKAR

SKA
SWAPNIL KALYANKAR ARCHITECTS
Swapnil Kalyankar : +91 - 98675 86001
OFFICE : SIDDHANT MARKET,D - WING,
2ND FLOOR,OPP.SUP OFFICE,PANVEL - 410 206.
EMAIL : skaplanners@gmail.com

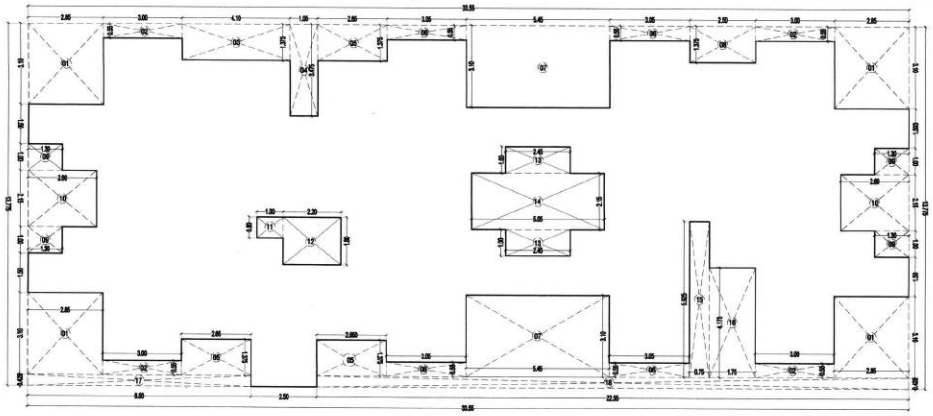

4TH FLOOR BUILT UP AREA CALCULATION (BUILDING -02)

SCALE - 1:100

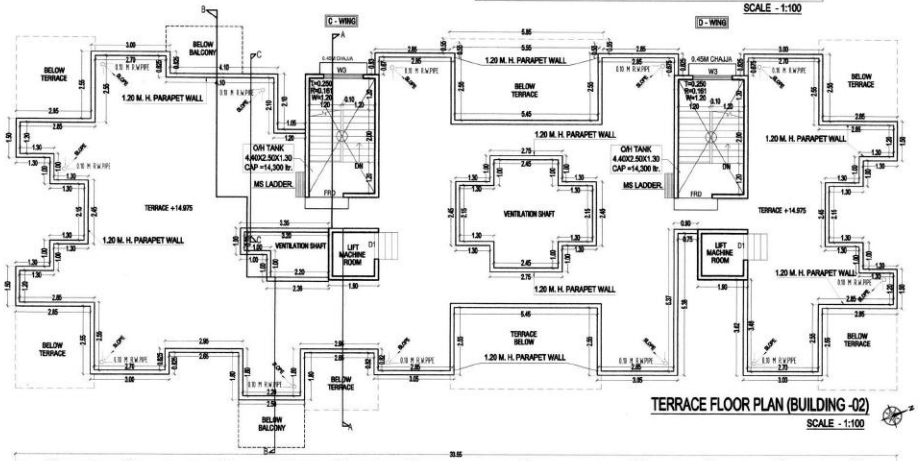

TERRACE FLOOR PLAN (BUILDING -02)

SCALE - 1:100

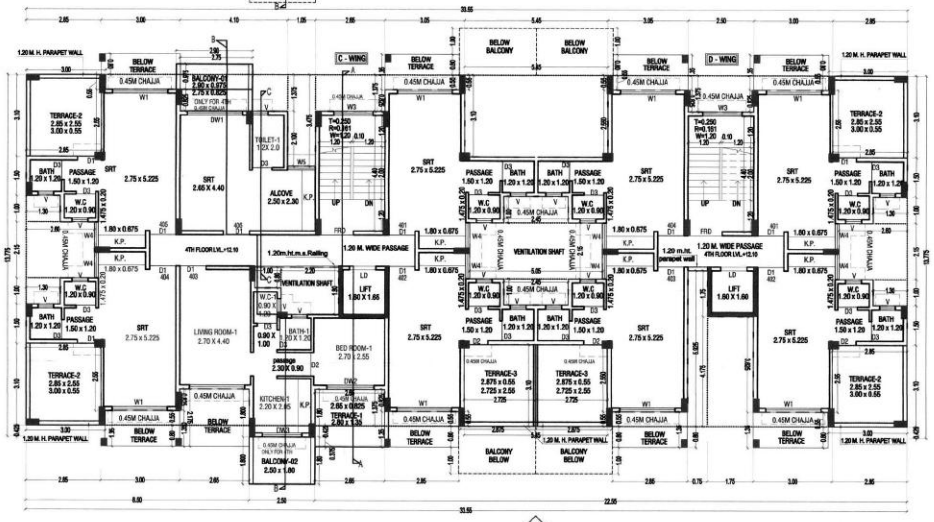

ELEVATION

4TH FLOOR PLAN (BUILDING -02)

SCALE - 1:100

4TH FLOOR BUILT UP AREA CALCULATION(BUILDING -2)							
Block-	33.55	x	13.775			=	462.151
DEDUCTION							
1	2.850	x	3.100	x	4	=	35.34
2	3.000	x	0.550	x	4	=	6.60
3	4.100	x	1.375	x	1	=	5.64
4	1.050	x	3.475	x	1	=	3.65
5	2.650	x	1.375	x	3	=	10.93
6	3.050	x	0.550	x	4	=	6.71
7	5.450	x	3.100	x	2	=	33.79
8	2.500	x	1.375	x	1	=	3.44
9	1.300	x	1.000	x	4	=	5.20
10	2.600	x	2.150	x	2	=	11.18
11	1.000	x	0.800	x	1	=	0.80
12	2.200	x	1.800	x	1	=	3.96
13	2.450	x	1.000	x	2	=	4.90
14	5.050	x	2.150	x	1	=	10.86
15	0.750	x	5.925	x	1	=	4.44
16	1.750	x	4.175	x	1	=	7.31
17	8.500	x	0.425	x	1	=	3.61
18	22.550	x	0.425	x	1	=	9.58
TOTAL DEDCTIONS (d)						=	167.94
BUA AREA		=	462.15	-	167.94	=	294.21
BUILTUP AREA AT TYPICAL FLOOR						=	294.213

BALCONY AREA STATEMENT FOR 4TH FLOOR							
PERRMISSIBLE BALCONY AREA				=	294.21	x 15 % =	44.13
B1	2.90	x	0.975	x	1	=	2.83
	2.75	x	0.825	x		=	2.27
B2	2.50	x	1.800	x	1	=	4.50
TOTAL					2	=	9.60
TOTAL PROPOSED BALCONY AREA AT TYPICAL FLOOR						=	9.60
4TH TERRACE AREA STATEMENT							
PERRMISSIBLE TERRACE AREA				=	294.21	x 20 % =	58.84
T1	2.650	x	0.825	x	1	=	2.186
	2.800	x	1.350	x	1	=	3.780
T2	2.850	x	2.550	x	4	=	29.070
	3.000	x	0.550	x	4	=	6.600
T3	2.725	x	2.550	x	2	=	13.898
	2.875	x	0.550	x	2	=	3.163
TOTAL PROPOSED TERRACE AREA						=	58.696

SCHEDULE OF DOORS & WINDOWS						
TYPE	SIZE IN MM			AREA IN	DISCREPTION	SILL LVL
FRD	1	X	2.1	2.1	DOOR	
D1	1	X	2.1	2.1	T.W. PANEL DOOR	
D2	0.9	X	2.1	1.89	T.W. PANEL DOOR	
D3	0.75	X	2.1	1.575	T.W. PANEL DOOR	
DW1	2.1	X	2.1	4.41	AL. SLIDING FRENCH WINDOW	0.2
DW2	1.8	X	2.1	3.78	AL. SLIDING FRENCH WINDOW	0.2
DW3	1.5	X	2.1	3.15	AL. SLIDING FRENCH WINDOW	0.2
W1	2.1	X	1.2	2.52	AL. SLIDING WINDOW	1.1
W2	1.8	X	1.2	2.16	AL. SLIDING WINDOW	1.1
W3	1.5	X	1.2	1.8	AL. SLIDING WINDOW	1.1
W4	1	X	1.2	1.2	AL. SLIDING WINDOW	1.1
W5	1.05	X	1.2	1.26	AL. SLIDING WINDOW	1.1
V	0.6	X	0.75	0.45	AL.LOUVERD WINDOW	1.55

STAMP OF APPROVAL 6/12

BUILDING NO.2

AMENDED DEVELOPMENT PERMISSION GRANTED
Subject to the conditions mentioned
in this office's letter No.:
CIDCO/NAINA/ Panvel/Vihighar/BP-363/Amended cc/2018/1075
Dated 03 JAN 2019
03/01/19
Associate Planner (NAINA)

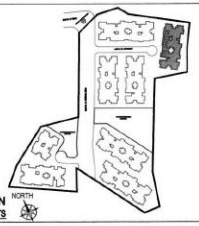

KEY PLAN
SCALE - NTS

NOTE:
- ALL DIMENSIONS ARE IN METERS.
- INTERNAL WALL THICKNESS 0.10 M.
- EXTERNAL WALL THICKNESS 0.15 M.

CONTENT OF THE SHEET

4th FLOOR PLAN , AREA DIAGRAM & CALCULATION , TERRACE FLOOR PLAN .

M/s. Prayag Builders & Developers through

1) MR. PRADEEP KRUSHNA BHOPI

(Signature of OWNER)

AR. SWAPNIL KALYANKAR
REGD. NO. CA / 2010 / 47491
(Signature of Architect.)

NAME OF THE OWNER

1) (MR. PRADEEP KRUSHNA BHOPI)

DESCRIPTION OF PROPOSAL & PROPERTY

Proposed Residential Building On Land Bearing Survey No. 100 / 5B , At Village - Vihighar, Tal- Panvel, Dist Raigad, Maharastra.

ARCHITECT NAME & SIGNATURE

JOB NO.	
DWG. NO.	
DATE	03/01/2018
SCALE	1: 100 , N.T.S.
DRN BY	KISHOR THAKUR
CHKD BY	SWAPNIL KALYANKAR

SKA
SWAPNIL KALYANKAR ARCHITECTS
Swapnil Kalyankar | +91 - 99675 96001
OFFICE : SIDDHANT MARKET,D - WING,
2ND FLOOR,OPP.BJP OFFICE,PANVEL - 410 206.
EMAIL : skaplanners@gmail.com

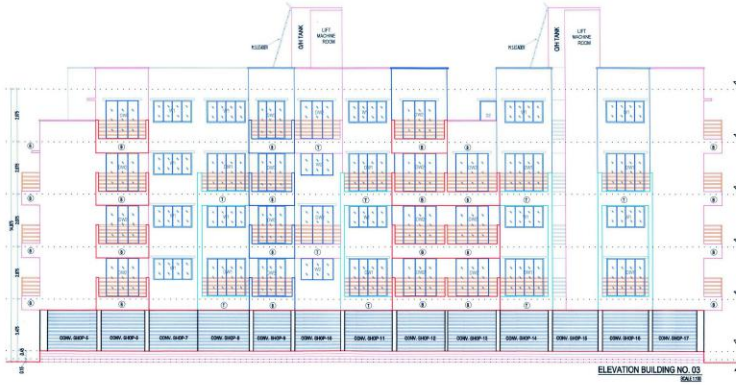

ELEVATION BUILDING NO. 03

SCALE 1:100

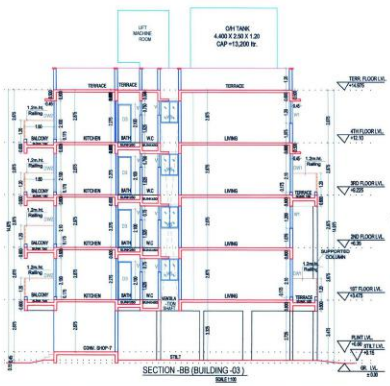

SECTION -BB (BUILDING -03)

SCALE 1:100

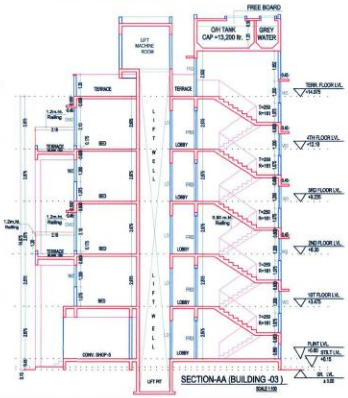

SECTION-AA (BUILDING -03)

SCALE 1:100

1ST,2ND ,3RD FLOOR BUILT UP AREA CALCULATION(BUILDING -3)							
Block:	36.300	x	13.775			=	500.033
DEDUCTION							
1	6.900	x	1.375	x	1	=	9.488
2	0.900	x	3.475	x	1	=	3.128
3	2.650	x	1.375	x	1	=	3.644
4	2.850	x	0.550	x	5	=	7.838
5	2.500	x	1.375	x	1	=	3.438
6	1.300	x	1.000	x	2	=	2.600
7	2.600	x	2.150	x	1	=	5.590
8	2.500	x	4.175	x	1	=	10.438
9	0.750	x	1.850	x	1	=	1.388
10	5.350	x	0.650	x	1	=	3.478
11	22.400	x	0.425	x	1	=	9.520
12	5.450	x	1.375	x	1	=	7.494
13	1.550	x	1.300	x	2	=	4.030
14	3.750	x	2.150	x	1	=	8.063
15	1.000	x	0.800	x	1	=	0.800
16	2.050	x	1.800	x	1	=	3.690
17	1.300	x	2.150	x	2	=	5.590
18	2.450	x	4.150	x	1	=	10.168
19	11.400	x	0.425	x	1	=	4.845
TOTAL DEDCTIONS (d)						=	105.225
BUA AREA	=	500.033	-	105.225		=	394.81
BUILTUP AREA AT TYPICAL FLOOR						=	394.81

BALCONY AREA STATEMENT FOR 1ST ,2ND ,3RD FLOOR								
PERMISSIBLE BALCONY AREA			=	394.81	x 15 %	=	59.221
B1	4.300	x	1.000	x	2	=	8.600
B2	2.900	x	1.800	x	3	=	15.660
B3	2.925	x	1.750	x	4	=	20.475
B4	4.600	x	1.000	x	2	=	9.200
B5	2.500	x	1.800	x	1	=	4.500
TOTAL					12	=	58.435
TOTAL PROPOSED BALCONY AREA AT TYPICAL FLOOR						=	58.435

1ST & 3RD TERRACE AREA STATEMENT							
PERMISSIBLE TERRACE AREA			=	394.81	x 20 % =		78.962
T1	2.850	x	1.350	x	3	=	11.543
T2	3.000	x	0.800	x	2	=	4.800
	2.850	x	0.550	x		=	3.135
T3	2.850	x	1.500	x	1	=	4.275
T4	2.800	x	2.175	x	1	=	6.090
TOTAL					7	=	29.843
TOTAL PROPOSED TERRACE AREA						=	29.843

2nd TERRACE AREA STATEMENT							
PERMISSIBLE TERRACE AREA			=	394.81	x 20 % =		78.962
T1	2.650	x	2.175	x	1	=	5.764
TOTAL PROPOSED TERRACE AREA						=	5.764

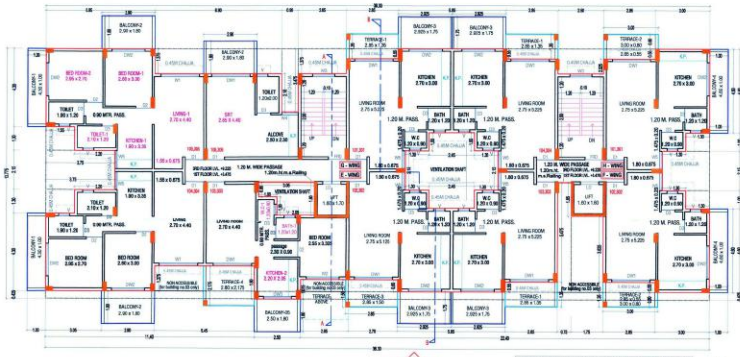

ELEVATION

1ST & 3RD FLOOR PLAN (BUILDING -03 & 4)

SCALE - 1:100

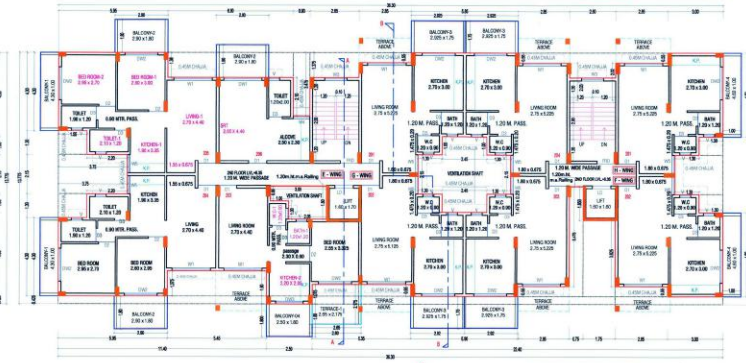

ELEVATION

2ND FLOOR PLAN (BUILDING -03 & 4)

SCALE - 1:100

BUILDING-3							
GROUND FLOOR BUILT UP AREA CALCULATION(BUILDING -3)							
Block:	36.300	x	5.100			=	185.130
DEDUCTION							
1	3.250	x	0.300	x	1	=	0.975
2	2.550	x	1.350	x	1	=	3.443
3	13.450	x	0.775	x	1	=	10.424
4	8.200	x	0.775	x	1	=	6.355
TOTAL DEDCTIONS						=	21.196
A) BUA AREA		=	185.130	-	21.196	=	163.93
ADDITION							
5	2.800	x	4.700	x	2	=	26.320
6	1.900	x	3.200	x	1	=	6.080
7	1.900	x	3.100	x	1	=	5.890
8	0.500	x	1.300	x	2	=	1.300
B) TOTAL ADDITION						=	39.590
BUILTUP AREA AT TYPICAL FLOOR (A + B)						=	203.52

SCHEDULE OF DOORS & WINDOWS							
TYPE	SIZE IN MM			AREA IN	DISCRIPTION	SILL LVL.
FRD	1	X	2.1	2.1	DOOR	
D1	1	X	2.1	2.1	T.W. PANEL DOOR	
D2	0.9	X	2.1	1.89	T.W. PANEL DOOR	
D3	0.75	X	2.1	1.575	T.W. PANEL DOOR	
DW1	2.1	X	2.1	4.41	AL. SLIDING FRENCH WINDOW	0.2
DW2	1.8	X	2.1	3.78	AL. SLIDING FRENCH WINDOW	0.2
DW3	1.5	X	2.1	3.15	AL. SLIDING FRENCH WINDOW	0.2
W1	2.1	X	1.2	2.52	AL. SLIDING WINDOW	1.1
W2	1.8	X	1.2	2.16	AL. SLIDING WINDOW	1.1
W3	1.5	X	1.2	1.8	AL. SLIDING WINDOW	1.1
W4	1.05	X	1.2	1.26	AL. SLIDING WINDOW	1.1
W5	1	X	1.2	1.2	AL. SLIDING WINDOW	1.1
V	0.6	X	0.75	0.45	AL.LOUVERD WINDOW	1.55

LIGHT & VENTILATION STATEMENT (BLD-3 & 4TH)						
ROOM	CARPET	L/B	TYPE	AREA IN	SILL LVL.
LIVING-1	12.93	2.15	W1	2.52	1.1
MULTI-PURPOSE	11.66	1.94	DW1	4.41	0.2
BED-1	7.80	1.30	DW2	3.78	0.2
BED-2	7.97	1.33	DW2	3.78	0.2
KITCHEN-1	6.37	1.06	W5	1.2	1.1
KITCHEN-2	4.51	0.75	DW3	3.15	0.2
TOILET	2.52	0.42	V	0.45	1.55
BATH	1.44	0.24	V	0.45	1.55
W.C.	1.08	0.18	V	0.45	1.55

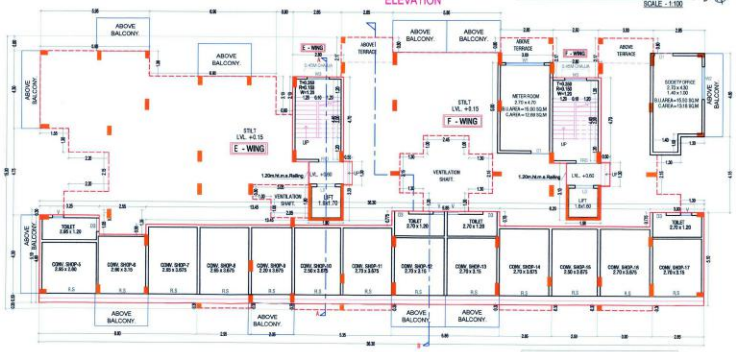

ELEVATION

GROUND FLOOR PLAN (BUILDING -03)

SCALE - 1:100

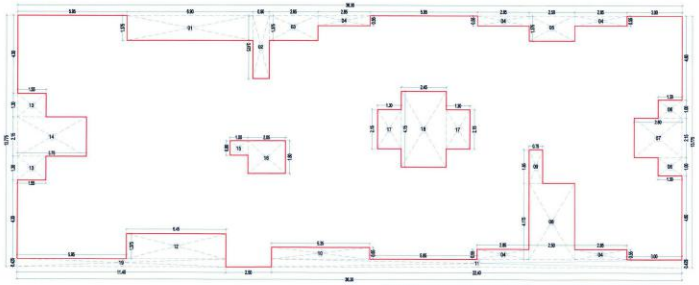

1ST,2ND & 3RD FLOOR BUILT UP AREA CALCULATION (BUILDING -03 & 4)

SCALE - 1:100

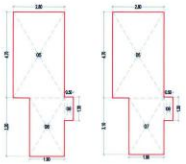

GROUND FLOOR BUILT UP AREA CALCULATION (BUILDING -03)

SCALE - 1:100

STAMP OF APPROVAL 7/12

BUILDING NO.- 03

AMENDED DEVELOPMENT PERMISSION GRANTED
Subject to the conditions mentioned
In this office's letter No.:
CIDCO/NAINA/ [illegible]
Dated - 03 JAN 2018
Associate Planner (NAINA)

KEY PLAN
SCALE - NTS

NOTE
- ALL DIMENSIONS ARE IN METERS.
- INTERNAL WALL THICKNESS 0.10 M.
- EXTERNAL WALL THICKNESS 0.15 M.

CONTENT OF THE SHEET

GR., 1ST , 2ND & 3RD FLOOR PLAN , AREA DIAGRAM & CALCULATION , SECTION AA & BB, ELEVATION-03

M/S. NEW PANVEL BUILDERS & DEVELOPERS
Owner & Developers Developers Broker

1) MR. PRADEEP KRUSHNA BHOPI
(Signature of OWNER)

M/S. SWAPNIL KALYANKAR
REGD. NO. CA / 2012 / 47481
(Signature of Architect)

NAME OF THE OWNER

1) (MR. PRADEEP KRUSHNA BHOPI)

DESCRIPTION OF PROPOSAL & PROPERTY

Proposed Residential Building On Land Bearing Survey No. 100 / 5B , At Village Vihighar, Tal- Panvel, Dist Raigad, Maharashtra.

ARCHITECT NAME & SIGNATURE

JOB NO.	
DWG. NO.	
DATE	03/01/2018
SCALE	1 :100 , N.T.S.
DRN BY	ASHOK THAKUR
CHKD BY	SWAPNIL KALYANKAR

SKA
SWAPNIL KALYANKAR ARCHITECTS
Swapnil Kalyankar | +91 - 99875 49001
OFFICE : SIDDHANTI NAKASZ,D - 169/42,
2ND FLOOR,OPP.SUP OFFICE,PANVEL - 410 206.
EMAIL : skaplanner@gmail.com

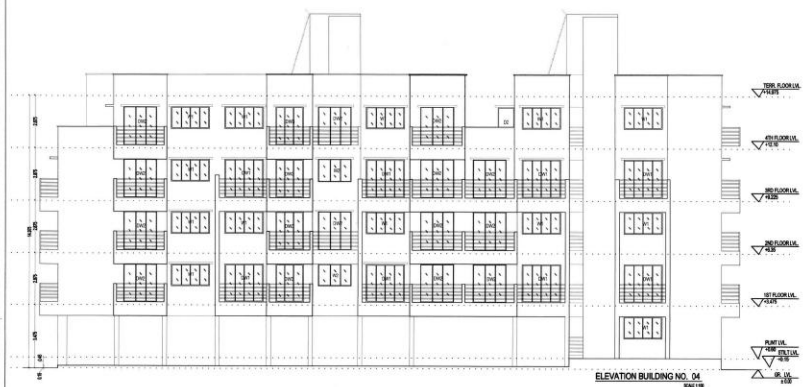

ELEVATION BUILDING NO. 04

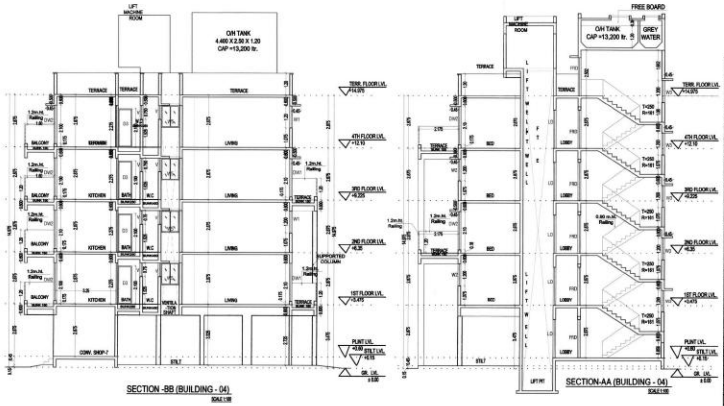

SECTION -BB (BUILDING - 04)

SECTION-AA (BUILDING - 04)

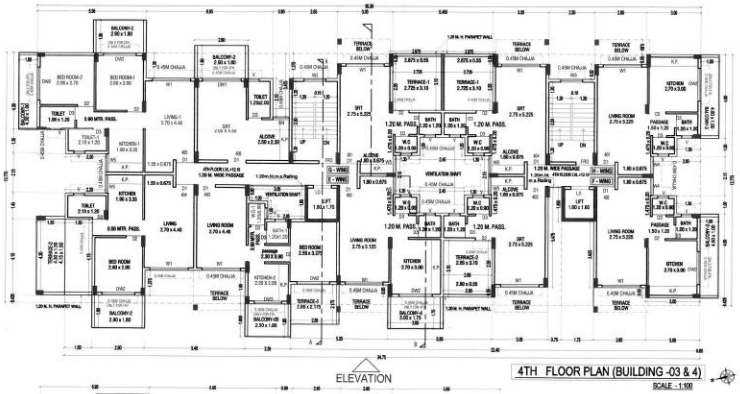

ELEVATION

4TH FLOOR PLAN (BUILDING -03 & 4)

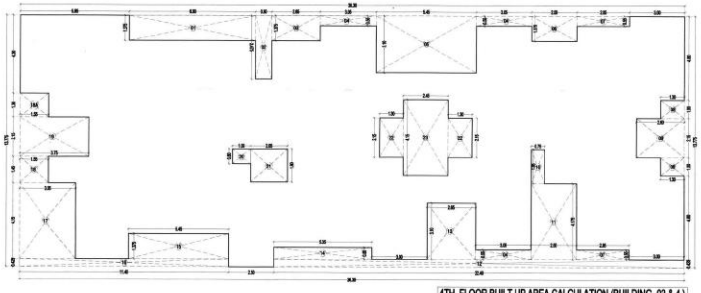

4TH FLOOR BUILT UP AREA CALCULATION (BUILDING -03 & 4)

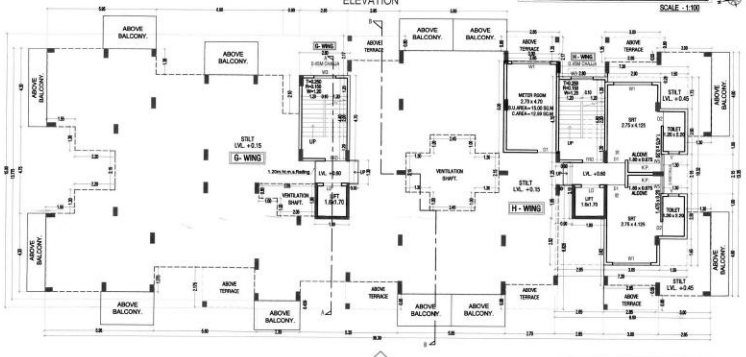

ELEVATION

GROUND FLOOR PLAN (BUILDING -04)

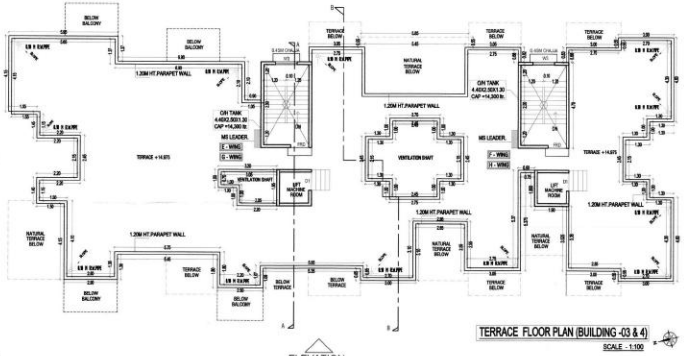

ELEVATION

TERRACE FLOOR PLAN (BUILDING -03 & 4)

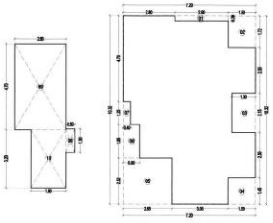

GROUND FLOOR BUILT UP AREA CALCULATION (BUILDING -04)

4TH FLOOR BUILT UP AREA CALCULATION(BUILDING -3 &4)							
Block-	36.300	x	13.775			=	500.033
DEDUCTION							
1	6.900	x	1.375	x	1	=	9.488
2	0.900	x	3.475	x	1	=	3.128
3	2.650	x	1.375	x	1	=	3.644
4	3.050	x	0.550	x	3	=	5.033
5	5.450	x	3.100	x	1	=	16.895
6	2.500	x	1.375	x	1	=	3.438
7	2.850	x	0.550	x	2	=	3.135
8	1.300	x	1.000	x	2	=	2.600
9	2.600	x	2.150	x	1	=	5.590
10	0.750	x	1.850	x	1	=	1.388
11	2.500	x	4.175	x	1	=	10.438
12	22.400	x	0.425	x	1	=	9.520
13	2.650	x	3.100	x	1	=	8.215
14	5.350	x	0.650	x	1	=	3.478
15	5.450	x	1.375	x	1	=	7.494
16	11.400	x	0.425	x	1	=	4.845
17	3.050	x	4.150	x	1	=	12.658
18	1.550	x	1.450	x	1	=	2.248
18A	1.550	x	1.300	x	1	=	2.015
19	3.750	x	2.150	x	1	=	8.063
20	1.000	x	0.800	x	1	=	0.800
21	2.050	x	1.800	x	1	=	3.690
22	1.300	x	2.150	x	2	=	5.590
23	2.450	x	4.150	x	1	=	10.168
TOTAL DEDCTIONS (d)						=	143.555
BUA AREA	=	500.033	-	143.555		=	356.48
BUILTUP AREA AT TYPICAL FLOOR						=	356.48

BALCONY AREA STATEMENT FOR 4 TH FLOOR							
PERRMISSIBLE BALCONY AREA				=	356.48	x 15 % =	53.472
B1	4.300	x	1.000	x	1	=	4.300
B2	2.900	x	1.800	x	3	=	15.660
B3	4.600	x	1.000	x	2	=	9.200
B4	3.000	x	1.750	x	1	=	5.250
B5	2.500	x	1.800	x	1	=	4.500
TOTAL					B	=	38.910
TOTAL PROPOSED BALCONY AREA AT TYPICAL FLOOR						=	38.910

4TH TERRACE AREA STATEMENT							
PERRMISSIBLE TERRACE AREA				=	356.48	x 20 % =	71.296
T1	2.725	x	2.550	x	2	=	13.898
	2.875	x	0.550	x		=	3.163
T2	2.650	x	2.550	x	1	=	6.758
	2.800	x	0.550	x		=	1.540
T2	2.650	x	2.175	x	1	=	5.764
T3	4.300	x	1.550	x	1	=	6.665
	4.150	x	1.500	x		=	6.225
TOTAL PROPOSED TERRACE AREA						=	64.011

BUILDING-4							
GROUND FLOOR BUILT UP AREA CALCULATION(BUILDING -4)							
Block-	7.200	x	10.320			=	74.304
DEDUCTION							
1	2.900	x	0.280		1	=	0.812
2	1.500	x	1.720	x	1	=	2.580
3	1.300	x	2.150	x	1	=	2.795
4	1.500	x	1.450	x	1	=	2.175
5	2.650	x	2.520	x	1	=	6.678
6	0.900	x	1.850	x	1	=	1.665
7	0.400	x	1.250	x	1	=	0.500
TOTAL DEDCTIONS						=	17.205
A) BUA AREA	=	74.304		17.205		=	57.10
ADDITION							
8	0.500	x	1.300	x	1	=	0.650
9	2.800	x	4.700	x	1	=	13.160
10	1.900	x	3.200	x	1	=	6.080
B) TOTAL ADDITION						=	19.890
BUILTUP AREA AT TYPICAL FLOOR (A + B)						=	76.989

STAMP OF APPROVAL 8/12

BUILDING NO.- 04

AMENDED DEVELOPMENT PERMISSION GRANTED
Subject to the conditions mentioned
in this office's letter No.:
CFC/CON/ANA/Panvel/Lowlands/Ext./0284/2017/0849 Date
Dated 03 JAN 2018
Associate Planner (NAINA)

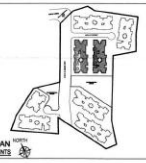

KEY PLAN SCALE - NTS

NOTE:
- ALL DIMENSIONS ARE IN METERS.
- INTERNAL WALL THICKNESS 0.15 M.
- EXTERNAL WALL THICKNESS 0.15 M.

CONTENT OF THE SHEET

GR., 1ST , 2ND & 3RD FLOOR PLAN , AREA DIAGRAM & CALCULATION , SECTION AA & BB, ELEVATION

M/s. Pranay Builders & Developers through

1) MR. PRADEEP KRUSHNA BHOPI
(Signature of OWNER)

SHAPNIL KALYANKAR
REGD. NO. CA / 2010 / 47491
(Signature of Architect)

NAME OF THE OWNER

1) (MR. PRADEEP KRUSHNA BHOPI)

DESCRIPTION OF PROPOSAL & PROPERTY

Proposed Residential Building On Land Bearing Survey No. 100 / 5B , At Village Vihighar, Tal- Panvel, Dist Raigad, Maharastra.

ARCHITECT NAME & SIGNATURE

JOB NO.	
DWG. NO.	
DATE	03/01/2018
SCALE	1:100 , N.T.S.
DRN BY	KISHOR THAKUR
CHKD BY	SHAPNIL KALYANKAR

SKA
SHAPNIL KALYANKAR ARCHITECTS
Swapnil Kalyankar | +91 - 99875 99501
OFFICE : SEEDHANT MARKET,2 - WING,
2ND FLOOR,OPP SUP OFFICE,PANVEL - 410 206.
EMAIL : skaphoenix@gmail.com

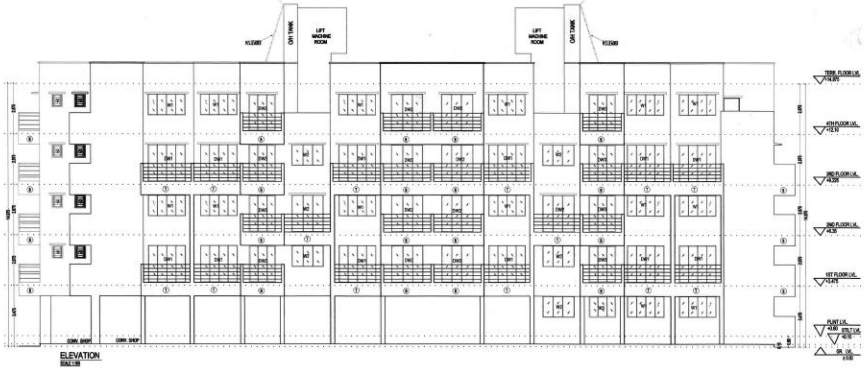

ELEVATION
SCALE 1:100

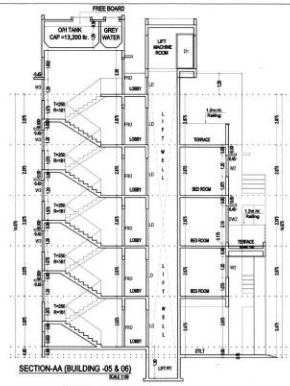

SECTION-AA (BUILDING -05 & 06)
SCALE 1:100

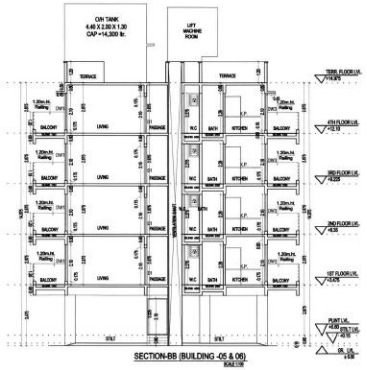

SECTION-BB (BUILDING -05 & 06)
SCALE 1:100

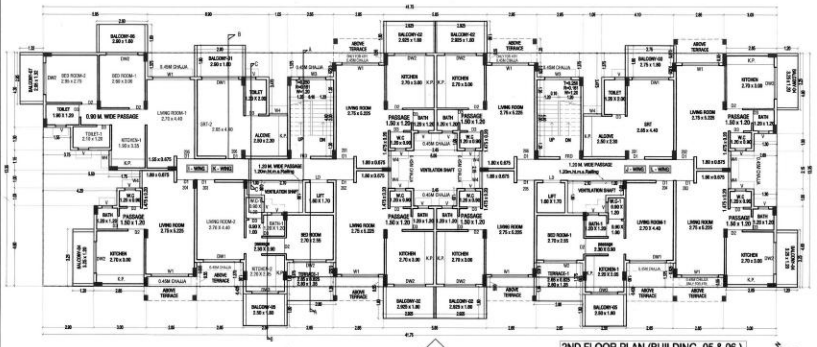

ELEVATION

2ND FLOOR PLAN (BUILDING -05 & 06)
SCALE - 1:100

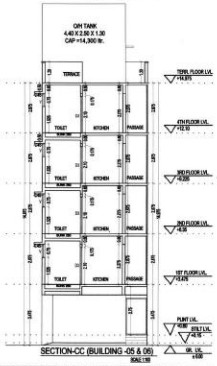

SECTION-CC (BUILDING -05 & 06)
SCALE 1:100

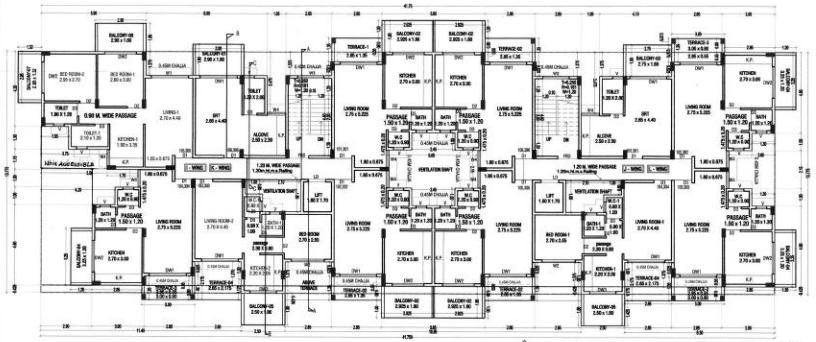

ELEVATION

1ST & 3RD FLOOR PLAN (BUILDING -05 & 06)
SCALE - 1:100

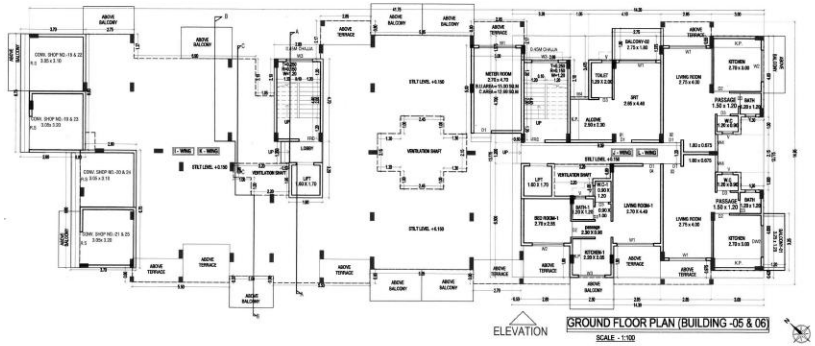

ELEVATION

GROUND FLOOR PLAN (BUILDING -05 & 06)
SCALE - 1:100

SCHEDULE OF DOORS & WINDOWS						
TYPE	SIZE IN MM			AREA IN	DISCREPTION	SILL LVL.
FRD	1	X	2.1	2.1	DOOR	
D1	1	X	2.1	2.1	T.W. PANEL DOOR	
D2	0.9	X	2.1	1.89	T.W. PANEL DOOR	
D3	0.75	X	2.1	1.575	T.W. PANEL DOOR	
DW1	2.1	X	2.1	4.41	AL SLIDING FRENCH WINDOW	0.2
DW2	1.8	X	2.1	3.78	AL SLIDING FRENCH WINDOW	0.2
DW3	1.5	X	2.1	3.15	AL SLIDING FRENCH WINDOW	0.2
W1	2.1	X	1.2	2.52	AL SLIDING FRENCH WINDOW	1.1
W2	1.8	X	1.2	2.16	AL SLIDING FRENCH WINDOW	1.1
W3	1.5	X	1.2	1.8	AL SLIDING FRENCH WINDOW	1.1
W4	1.05	X	1.2	1.26	AL SLIDING FRENCH WINDOW	1.1
W5	1	X	1.2	1.2	AL SLIDING FRENCH WINDOW	1.1
V	0.6	X	0.75	0.45	ALLOUVERED WINDOW	1.55

LIGHT & VENTILATION STATEMENT (BLD-5 & 6)					
ROOM	CARPET	1/6	TYPE	AREA IN	SILL LVL.
LIVING-1	12.95	2.15	W1	2.52	1.1
LIVING-2	11.88	1.98	DW1	4.41	0.2
BED-1	7.80	1.30	DW2	3.78	0.2
BED-2	7.97	1.33	DW2	3.78	0.2
KITCHEN-1	6.37	1.06	W4	1.2	1.1
KITCHEN-2	4.51	0.75	DW3	3.15	0.2
TOILET	2.52	0.42	V	0.45	1.55
BATH	1.44	0.24	V	0.45	1.55
W.C.	1.08	0.18	V	0.45	1.55

GROUND FLOOR BUILT UP AREA CALCULATION(BUILDING -5 & 6)							
Block-	14.300	x	13.775			=	196.983
DEDUCTION							
1	3.300	x	1.375	x	1	=	4.539
2	1.050	x	3.475	x	1	=	3.649
3	4.100	x	1.375	x	1	=	5.638
4	2.850	x	0.550	x	1	=	1.568
5	1.300	x	1.000	x	2	=	2.600
6	2.605	x	2.150	x	1	=	5.601
7	3.000	x	0.425	x	1	=	1.275
8	2.850	x	0.975	x	1	=	2.779
9	2.450	x	1.800	x	1	=	4.770
10	2.800	x	1.800	x	1	=	5.040
11	0.500	x	6.500	x	1	=	3.250
12	2.200	x	1.000	x	1	=	2.200
13	3.200	x	0.800	x	1	=	2.560
14	0.500	x	4.700	x	1	=	2.350
TOTAL DEDCTIONS						=	47.816
A)BUA AREA		=	196.983	-	47.816	=	149.17
ADDITION							
15	2.800	x	4.700	x	1	=	13.160
16	1.900	x	3.200	x	1	=	6.080
17	0.500	x	1.250	x	1	=	0.625
18	3.700	x	6.750	x	1	=	24.975
19	0.800	x	6.600	x	1	=	5.280
20	2.900	x	6.750	x	1	=	19.575
TOTAL						=	68.695
B) TOTAL ADDITION						=	68.695
BUILTUP AREA AT TYPICAL FLOOR (A + B)						=	218.86

BALCONY AREA STATEMENT FOR GROUND FLOOR BUILDING (5 & 6)							
PERMISSIBLE BALCONY AREA				=	218.86	x 15 % =	32.829
B1	3.250	x	1.200	x	1	=	3.900
B2	2.750	x	1.800	x	1	=	4.950
TOTAL						=	8.850
TOTAL PROPOSED BALCONY AREA AT GROUND FLOOR						=	8.850

1ST, 2ND , 3RD FLOOR BUILT UP AREA CALCULATION(BUILDING -5 & 6)							
Block-	41.75	x	13.775			=	575.106
DEDUCTION							
1	6.90	x	1.375	x	1	=	9.49
2	1.05	x	3.475	x	2	=	7.30
3	2.65	x	1.375	x	6	=	21.86
4	2.85	x	0.550	x	7	=	10.97
5	4.10	x	1.375	x	1	=	5.64
6	1.30	x	1.000	x	2	=	2.60
7	2.60	x	2.15	x	1	=	5.59
8	8.50	x	0.425	x	1	=	3.61
9	2.90	x	4.600	x	1	=	13.34
10	4.20	x	1.000	x	1	=	4.20
11	5.50	x	1.00	x	1	=	5.50
12	3.75	x	1.15	x	1	=	4.31
13	1.55	x	1.30	x	1	=	2.02
14	1.00	x	0.800	x	2	=	1.60
15	2.20	x	1.80	x	2	=	7.92
16	2.45	x	1.00	x	2	=	4.90
17	5.05	x	2.150	x	1	=	10.86
18	11.40	x	0.425	x	1	=	4.85
19	16.05	x	0.425	x	1	=	7.16
TOTAL DEDCTIONS (d)						=	133.71
BUA AREA		=	575.106	-	133.71	=	441.40
BUILTUP AREA AT TYPICAL FLOOR						=	441.40

BALCONY AREA STATEMENT FOR 1ST,2ND, 3RD FLOOR							
PERMISSIBLE BALCONY AREA				=	441.40	x 15 % =	66.21
B1	1.90	x	1.80	x	4	=	13.68
B2	2.925	x	1.80	x	4	=	21.06
B3	3.75	x	1.80	x	1	=	6.75
B4	3.25	x	1.20	x	3	=	11.70
B5	2.50	x	1.80	x	2	=	9.00
B6	2.90	x	1.60	x	2	=	9.28
B7	2.95	x	1.32	x	1	=	3.90
TOTAL					13	=	60.47
TOTAL PROPOSED BALCONY AREA AT TYPICAL FLOOR						=	60.47
1ST & 3RD TERRACE AREA STATEMENT							
PERMISSIBLE TERRACE AREA				=	441.40	x 20 % =	88.28
T1	2.850	x	1.350	x	1	=	3.85
T1	2.850	x	1.350	x	3	=	11.54
T2	3.000	x	0.800	x	3	=	7.20
	2.850	x	0.550	x		=	4.70
T4	2.650	x	2.175	x	2	=	11.53
TOTAL					9	=	38.82
TOTAL PROPOSED TERRACE AREA						=	38.82
2nd TERRACE AREA STATEMENT							
PERMISSIBLE TERRACE AREA				=	441.40	x 20 % =	88.28
T3	2.650	x	0.825	x	2	=	4.373
	2.800	x	1.350	x		=	7.560
TOTAL PROPOSED TERRACE AREA						=	11.93

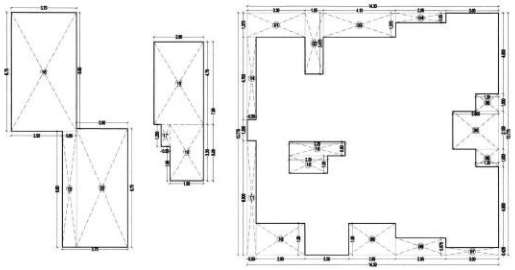

GROUND FLOOR BUILT UP AREA CALCULATION (BUILDING -05 & 06)
SCALE - 1:100

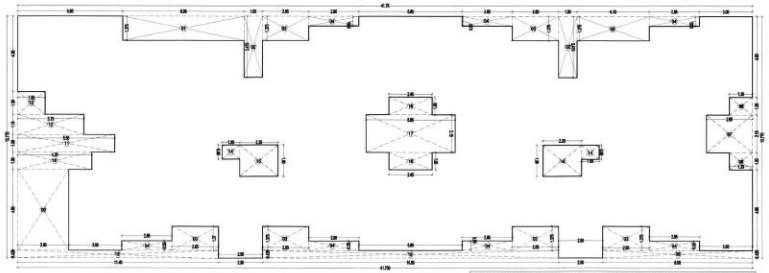

1ST,2ND , 3RD FLOOR BUILT UP AREA CALCULATION (BUILDING -05 & 06)
SCALE - 1:100

STAMP OF APPROVAL 9/12

BUILDING NO.5 & 6

AMENDED DEVELOPMENT PERMISSION GRANTED
Subject to the conditions mentioned
in this office's letter No.:
CIDCO/NAINA/Panvel/Amended-DP-Bldg-permission/
Dated 03 JAN 2019
Associate Planner (NAINA)

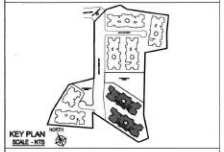

KEY PLAN
SCALE - NTS

NOTE:
- ALL DIMENSIONS ARE IN METERS.
- INTERNAL WALL THICKNESS IS 10 M.
- EXTERNAL WALL THICKNESS IS 10 M.

CONTENT OF THE SHEET

GR., 1ST , 2ND, 3RD & 4TH FLOOR PLAN , AREA DIAGRAM & CALCULATION , TERRACE FLOOR PLAN, SECTION AA , BB & CC, ELEVATION OF (BUILDING -05 & 6).

Mis. Pradeep Builders & Developers through

1) MR. PRADEEP KRUSHNA BHOPI
(Signature of POA HOLDER)

SHAPNIL KALYANKAR
REGD. NO. CA / 2010 / 47481
(Signature of Architect.)

NAME OF THE OWNER

1) (MR. PRADEEP KRUSHNA BHOPI)

DESCRIPTION OF PROPOSAL & PROPERTY

Proposed Residential Building On Land Bearing Survey No. 100 / 5B , At Village Vihighar, Tal- Panvel, Dist Raigad, Maharastra.

ARCHITECT NAME & SIGNATURE

JOB NO.	
DWG. NO.	
DATE	03/01/2019
SCALE	1: 100 ,N.T.S.
DRN BY	KISHOR THAKUR
CHKD BY	SHAPNIL KALYANKAR

SKA
SHAPNIL KALYANKAR ARCHITECTS
Deepak Kalyankar | +91 - 99875 98081
OFFICE : SECRAMY MARKET,C.D. - WING,
2ND FLOOR,OPP.S.P OFFICE,PANVEL - 410 206.
EMAIL : shapkarch@gmail.com

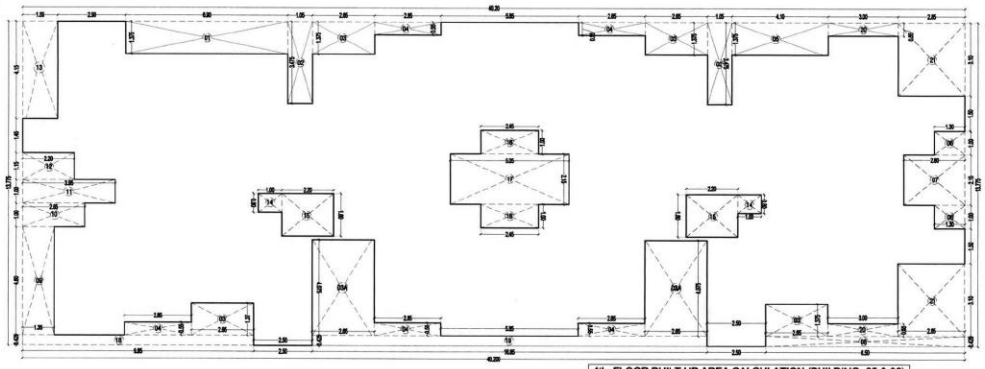

4th FLOOR BUILT UP AREA CALCULATION (BUILDING -05 & 06)

SCALE - 1:100

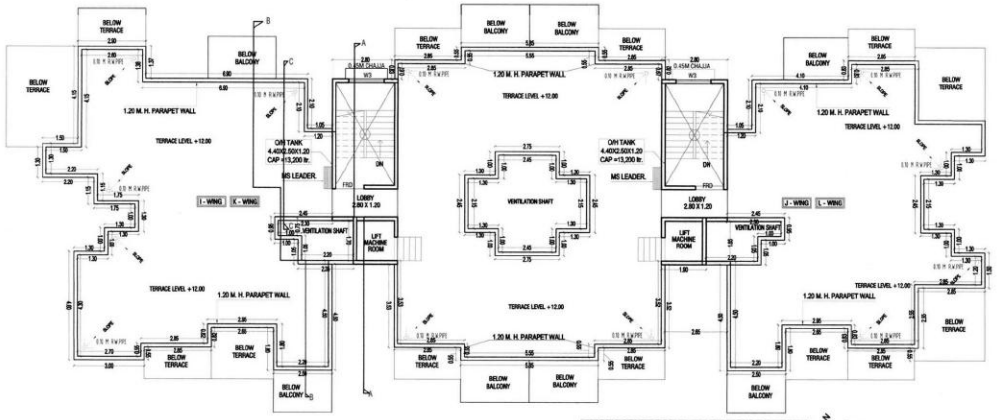

TERRACE FLOOR PLAN (BUILDING -05 & 06)

SCALE - 1:100

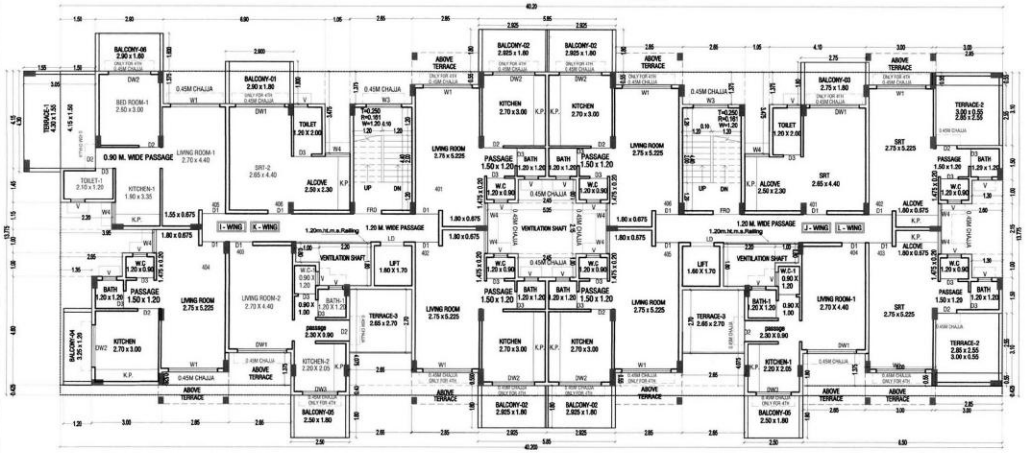

ELEVATION

4th FLOOR PLAN (BUILDING -05 & 06)

SCALE - 1:100

4th FLOOR BUILT UP AREA CALCULATION(BUILDING -5 & 6)							
Block-AREA	40.20	x	13.775			=	553.755
DEDUCTION							
1	6.90	x	1.375	x	1	=	9.49
2	1.05	x	3.475	x	2	=	7.30
3	2.65	x	1.375	x	4	=	14.58
3A	2.65	x	4.075	x	2	=	21.60
4	2.85	x	0.550	x	5	=	7.84
5	4.10	x	1.375	x	1	=	5.64
6	1.30	x	1.000	x	2	=	2.60
7	2.60	x	2.15	x	1	=	5.59
8	8.50	x	0.425	x	1	=	3.61
9	1.35	x	4.600	x	1	=	6.21
10	2.65	x	1.000	x	1	=	2.65
11	3.95	x	1.00	x	1	=	3.95
12	2.20	x	1.15	x	1	=	2.53
13	1.50	x	4.15	x	1	=	6.23
14	1.00	x	0.800	x	2	=	1.60
15	2.20	x	1.80	x	2	=	7.92
16	2.45	x	1.00	x	2	=	4.90
17	5.05	x	2.150	x	1	=	10.86
18	9.85	x	0.425	x	1	=	4.19
19	16.85	x	0.425	x	1	=	7.16
20	3.00	x	0.550	x	2	=	3.30
21	2.85	x	3.100	x	2	=	17.67
TOTAL DEDCTIONS (d)						=	157.40
BUA AREA		=	553.755	-	157.40	=	396.36
BUILTUP AREA AT TYPICAL FLOOR						=	396.360

BALCONY AREA STATEMENT FOR 4th FLOOR							
PERRMISSIBLE BALCONY AREA				=	396.36	x 15 % =	59.45
B1	2.900	x	1.80	x	1	=	5.22
B2	2.925	x	1.80	x	4	=	21.06
B3	2.750	x	1.80	x	1	=	4.95
B4	3.250	x	1.20	x	1	=	3.90
B5	2.500	x	1.80	x	2	=	9.00
B6	2.900	x	1.60	x	1	=	4.64
TOTAL					10	=	48.77
TOTAL PROPOSED BALCONY AREA AT TYPICAL FLOOR						=	48.770

4th TERRACE AREA STATEMENT							
PERRMISSIBLE TERRACE AREA				=	396.36	x 20 % =	79.27
T1	4.300	x	1.550	x	1	=	6.665
	4.150	x	1.500	x		=	6.225
T2	2.850	x	2.550	x	2	=	14.535
	3.000	x	0.550	x		=	3.300
T3	2.65	x	2.70	x	2	=	14.31
TOTAL PROPOSED TERRACE AREA						=	45.04

STAMP OF APPROVAL 10/12

BUILDING NO.5 & 6

AMENDED DEVELOPMENT PERMISSION GRANTED
Subject to the conditions mentioned
in this office's letter No.:
CIDCO/NAINA/ Panvel/ TP/ 15 / AP / 07-/ 2018 / AMENDED CC / 2018 / 1072
Dated 03 JAN 2019
Associate Planner (NAINA)

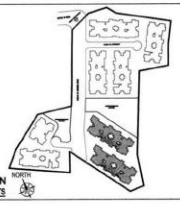

KEY PLAN
SCALE - NTS

NOTE:

- ALL DIMENSIONS ARE IN METERS.
- INTERNAL WALL THICKNESS 0.10 M.
- EXTERNAL WALL THICKNESS 0.15 M.

CONTENT OF THE SHEET

GR., 1ST , 2ND, 3RD & 4TH FLOOR PLAN , AREA DIAGRAM & CALCULATION , TERRACE FLOOR PLAN, SECTION AA , BB & CC, ELEVATION OF (BUILDING -07 & 8).

M/s. PRAYAG BUILDERS & DEVELOPERS NEW PANVEL

M/s. Prayag Builders & Developers through

1) MR. PRADEEP KRUSHNA BHOPI

(Signature of POA HOLDER)

M/s. SWAPNIL KALYANKAR CA/2010/47491 NAVI MUMBAI

SR. SWAPNIL KALYANKAR
REGD. NO. CA / 2010 / 47491

(Signature of Architect.)

NAME OF THE OWNER

1) (MR. PRADEEP KRUSHNA BHOPI)

DESCRIPTION OF PROPOSAL & PROPERTY

Proposed Residential Building On Land Bearing Survey No. 100 / 5B , At Village Vihighar, Tal- Panvel, Dist Raigad, Maharastra.

ARCHITECT NAME & SIGNATURE

JOB NO.	
DWG. NO.	
DATE	03/01/2018
SCALE	1: 100 , N.T.S.
DRN BY	KISHOR THAKUR
CHKD BY	SWAPNIL KALYANKAR

SKA
SWAPNIL KALYANKAR ARCHITECTS
Swapnil Kalyankar | +91 - 99875 95001
OFFICE : SECONANT MARKET,D - WING,
2ND FLOOR,OPP.BJP OFFICE,PANVEL - 410 206.
EMAIL : skaplanners@gmail.com

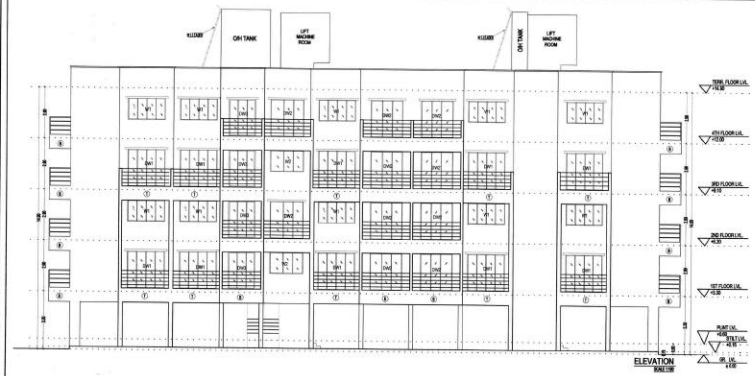

ELEVATION

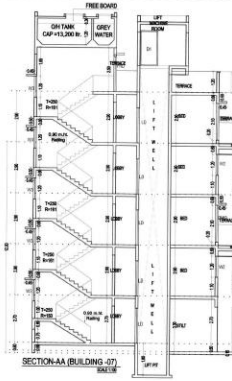

SECTION-AA (BUILDING -07)

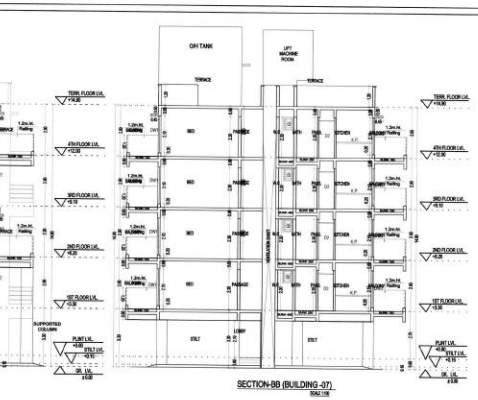

SECTION-BB (BUILDING -07)

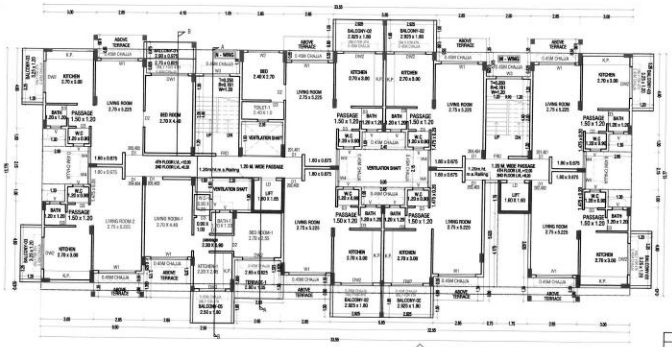

ELEVATION

2ND & 4TH FLOOR PLAN (BUILDING -07)
EWS BUILDING
SCALE - 1:100

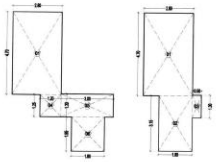

GR FLOOR BUILT UP AREA CALCULATION (BUILDING - 7)
SCALE - 1:100

GROUND FLOOR BUILT UP AREA CALCULATION(BUILDING - 5)							
1	2.80	x	4.700	x	2	=	26.32
2	1.90	x	3.150	x	1	=	5.99
3	0.50	x	1.300	x	1	=	0.65
4	1.20	x	1.250	x	1	=	1.50
5	3.00	x	1.300	x	1	=	3.90
6	1.90	x	1.950	x	1	=	3.71
TOTAL AREA						=	42.06

1ST, 2ND, 3RD & 4TH FLOOR BUILT UP AREA (ALCULATION(BUILDING -5)							
Block:	33.55	x	13.775			=	462.153
DEDUCTION							
1	2.85	x	0.550	x	8	=	12.54
2	0.30	x	1.075	x	1	=	1.29
3	2.35	x	0.930	x	2	=	4.34
4	2.65	x	1.375	x	1	=	3.64
5	2.50	x	1.875	x	1	=	4.44
6	1.30	x	1.000	x	4	=	5.20
7	2.60	x	2.150	x	2	=	11.18
8	1.75	x	4.175	x	1	=	7.31
9	0.75	x	5.925	x	1	=	4.44
10	0.50	x	0.625	x	1	=	3.61
11	2.65	x	1.375	x	1	=	3.64
12	1.00	x	0.80	x	1	=	0.80
13	2.20	x	1.00	x	1	=	3.96
14	2.45	x	1.00	x	2	=	4.90
15	1.65	x	2.110	x	1	=	10.84
16	22.50	x	0.625	x	1	=	9.56
			TOTAL DEDCTIONS	(d)		=	96.91
BUA AREA			462.11		96.91		365.24
BUILTUP AREA AT TYPICAL FLOOR						=	365.24
BALCONY AREA STATEMENT FOR 1ST,2ND, 3RD & 4TH FLOOR							
PERMISSIBLE BALCONY AREA			=	365.24	x 15 % =		54.79
B1	2.05	x	0.90	x	1	=	2.88
B2	1.85	x	0.83	x	1	=	2.31
B3	2.925	x	1.80	x	4	=	21.06
B4	3.25	x	1.20	x	4	=	15.60
B5	2.50	x	1.80	x	1	=	4.50
TOTAL					10	=	46.35
TOTAL PROPOSED BALCONY AREA AT TYPICAL FLOOR						=	46.35
1ST & 3RD TERRACE AREA STATEMENT							
PERMISSIBLE TERRACE AREA			=	365.24	x 20 % =		73.05
T1	3.000	x	0.375	x	1	=	1.13
	2.054	x	0.425	x		=	1.21
	2.700	x	0.550	x		=	1.49
T2	2.850	x	0.550	x	3	=	11.54
T3	3.800	x	0.800	x	3	=	7.29
	2.850	x	0.550	x		=	4.79
T4	2.650	x	2.175	x	1	=	5.76
T5	2.800	x	0.800	x	1	=	2.24
	2.600	x	0.550	x		=	1.43
TOTAL PROPOSED TERRACE AREA					8	=	36.73
2nd & 4TH TERRACE AREA STATEMENT							
PERMISSIBLE TERRACE AREA			=	365.24	x 20 % =		73.05
T1	2.650	x	0.825	x	1	=	2.19
	2.800	x	1.350	x		=	3.78
TOTAL PROPOSED TERRACE AREA						=	5.97

LIGHT & VENTILATION STATEMENT (BLD-7)					
ROOM	CARPET	1/6 REQD	TYPE	AREA IN	SILL LVL
LIVING-1	11.88	1.98	DW1	4.41	0.2
LIVING-2	15.88	2.65	DW1	4.41	0.2
BED-1	6.89	1.15	W2	2.16	1.1
KITCHEN-1	4.51	0.75	DW3	3.15	0.2
TOILET	2.4	0.40	V	0.45	1.55
BATH	1.44	0.24	V	0.45	1.55
W.C.	1.08	0.18	V	0.45	1.55

SCHEDULE OF DOORS & WINDOWS					
TYPE	SIZE IN NUM			AREA IN	DISCRIPTION	SILL LVL
FRD	1	X	2.1	2.1	DOOR	
D1	1	X	2.1	2.1	T.W. PANEL DOOR	
D2	0.9	X	2.1	1.89	T.W. PANEL DOOR	
D3	0.75	X	2.1	1.575	T.W. PANEL DOOR	
DW1	2.1	X	2.1	4.41	AL. SLIDING FRENCH WINDOW	0.2
DW2	1.8	X	2.1	3.78	AL. SLIDING FRENCH WINDOW	0.2
DW3	1.5	X	2.1	3.15	AL. SLIDING FRENCH WINDOW	0.2
W1	2.1	X	1.2	2.52	AL. SLIDING WINDOW	1.1
W2	1.8	X	1.2	2.16	AL. SLIDING WINDOW	1.1
W3	1.5	X	1.2	1.8	AL. SLIDING WINDOW	1.1
W4	1	X	1.2	1.2	AL. SLIDING WINDOW	1.1
W5	1.25	X	1.2	1.5	AL. SLIDING WINDOW	1.1
V	0.6	X	0.75	0.45	AL.LOUVERD WINDOW	1.55

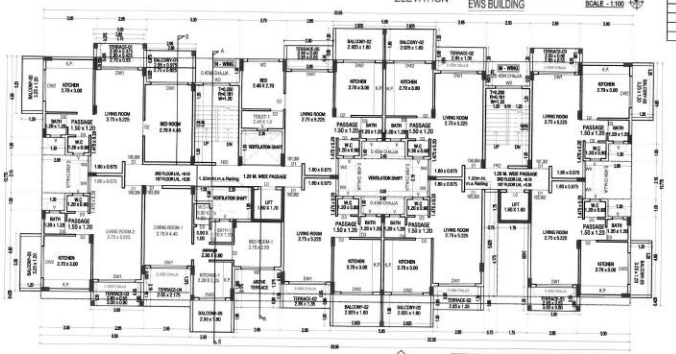

ELEVATION

1ST & 3RD FLOOR PLAN (BUILDING -07)
EWS BUILDING
SCALE - 1:100

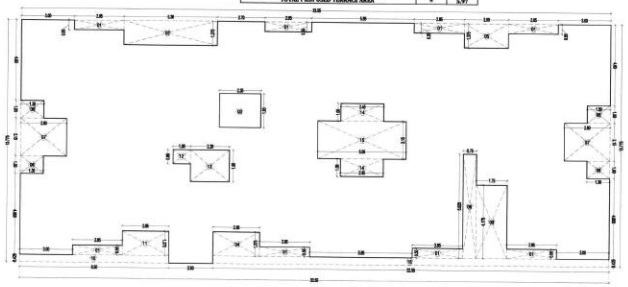

1ST,2ND , 3RD & 4TH FLOOR BUILT UP AREA CALCULATION (BUILDING -7)
SCALE - 1:100

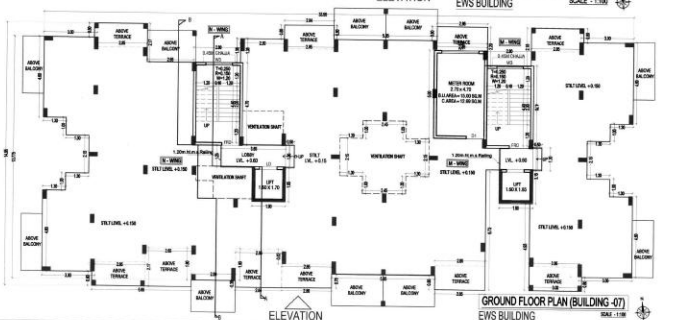

ELEVATION

GROUND FLOOR PLAN (BUILDING -07)
EWS BUILDING
SCALE - 1:100

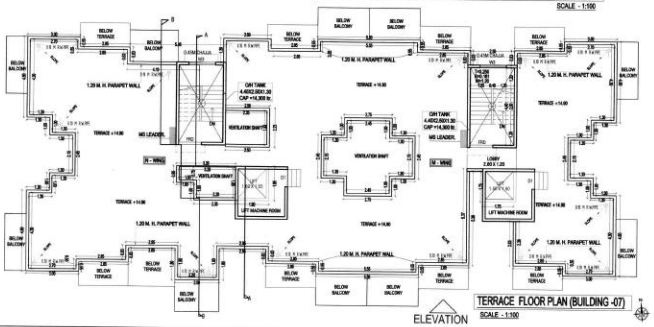

ELEVATION

TERRACE FLOOR PLAN (BUILDING -07)
SCALE - 1:100

STAMP OF APPROVAL 11/12

BUILDING NO.7

AMENDED DEVELOPMENT PERMISSION GRANTED
Subject to the conditions mentioned
in this office's letter No.:
CIDCO/NAINA/Panvel/BP-170/CC/2018/595/dated 03/01/2018
Dated 03 JAN 2018
Associate Planner (NAINA)

KEY PLAN
SCALE - NTS

NOTE:
- ALL DIMENSIONS ARE IN METERS.
- INTERNAL WALL THICKNESS 0.15 M.
- EXTERNAL WALL THICKNESS 0.15 M.

CONTENT OF THE SHEET

GR , 1ST , 2ND, 3RD & 4th FLOOR PLAN , AREA DIAGRAM & CALCULATION , TERRACE FLOOR PLAN, SECTION AA , BB & CC, ELEVATION OF (BUILDING -07).

NEW PRAVEEN BUILDERS & DEVELOPERS

Mr. Praveen Builders & Developers (Proprietor)

1) MR. PRADEEP KRUSHNA BHOPI
(Signature of OWNER)

NAME OF THE OWNER

1) (MR. PRADEEP KRUSHNA BHOPI)

DESCRIPTION OF PROPOSAL & PROPERTY

Proposed Residential Building On Land Bearing Survey No. 100 / 5B , At Village Vihighar, Tal- Panvel, Dist Raigad, Maharastra.

ARCHITECT NAME & SIGNATURE

JOB NO.	
DWG. NO.	
DATE	09/01/2018
SCALE	1:100 , N.T.S.
DRN BY	KEDAR THAKUR
CHKD BY	SWAPNIL KALYANKAR

AR. SWAPNIL KALYANKAR
REGD. NO. CA / 2010 / 47491
(Signature of Architect)

SKA
SWAPNIL KALYANKAR ARCHITECTS
Swapnil Kalyankar : +91 - 99875 89801
OFFICE : SIDDHANT MARKET,D - WING,
2ND FLOOR,OPP.BJP OFFICE,PANVEL - 410 206.
SKA@gmail.com

ELEVATION
SCALE 1:100

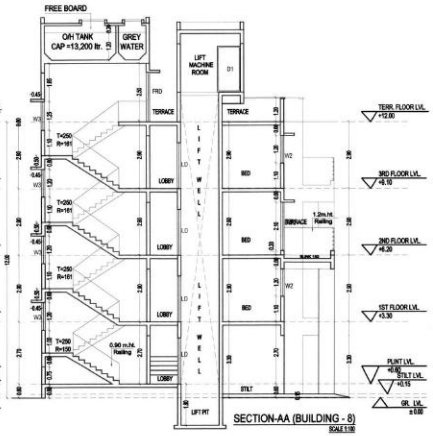

SECTION-AA (BUILDING - 8)
SCALE 1:100

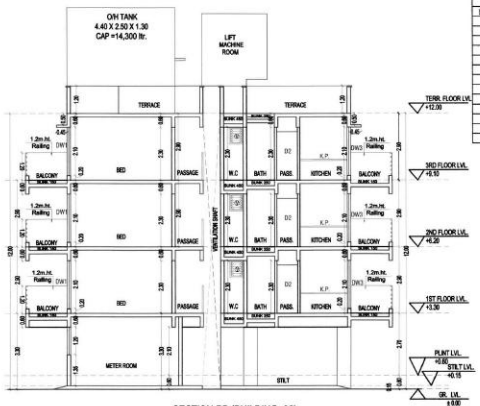

SECTION-BB (BUILDING -08)
SCALE 1:100

BUILDING-08

GR FLOOR BUILT UP AREA CALCULATION(BUILDING -6)							
Block-	11.00	x	11.97			=	131.670
DEDUCTION							
1	2.35	x	4.650	x	1	=	10.93
2	5.85	x	4.050	x	1	=	23.69
3	4.55	x	1.170	x	1	=	5.32
4	2.60	x	1.150	x	1	=	2.99
5	1.30	x	1.000	x	1	=	1.30
6	2.85	x	0.550	x	1	=	1.57
7	5.15	x	4.070	x	1	=	20.96
8	3.40	x	1.950	x	1	=	6.63
9	1.60	x	1.250	x	1	=	2.00
TOTAL DEDCTIONS (d)						=	75.39
BUA AREA	=	131.670	-	75.39		=	56.28
BUILTUP AREA AT TYPICAL FLOOR						=	56.28

SCHEDULE OF DOORS & WINDOWS						
TYPE	SIZE IN MM			AREA IN	DISCRIPTION	SILL LVL
FRD	1	x	2.1	2.1	DOOR	
D1	1	x	2.1	2.1	T.W. PANEL DOOR	
D2	0.9	x	2.1	1.89	T.W. PANEL DOOR	
D3	0.75	x	2.1	1.575	T.W. PANEL DOOR	
DW1	2.1	x	2.1	4.41	AL. SLIDING FRENCH WINDOW	0.2
DW2	1.8	x	2.1	3.78	AL. SLIDING FRENCH WINDOW	0.2
DW3	1.5	x	2.1	3.15	AL. SLIDING FRENCH WINDOW	0.2
W1	2.1	x	1.2	2.52	AL. SLIDING WINDOW	1.1
W2	1.8	x	1.2	2.16	AL. SLIDING WINDOW	1.1
W3	1.5	x	1.2	1.8	AL. SLIDING WINDOW	1.1
W4	1	x	1.2	1.2	AL. SLIDING WINDOW	1.1
W5	1.25	x	1.2	1.5	AL. SLIDING WINDOW	1.1
V	0.6	x	0.75	0.45	AL.LOUVERD WINDOW	1.55

LIGHT & VENTILATION STATEMENT (BLD-8)					
ROOM	CARPET	1/6 REQD.	TYPE	AREA IN	SILL LVL
LIVING-1	11.88	1.98	DW1	4.41	0.2
BED-1	6.89	1.15	DW2	3.78	0.2
KITCHEN-1	4.51	0.75	DW3	3.15	0.2
TOILET	2.4	0.40	V	0.45	1.55
BATH	1.44	0.24	V	0.45	1.55
W.C.	1.08	0.18	V	0.45	1.55

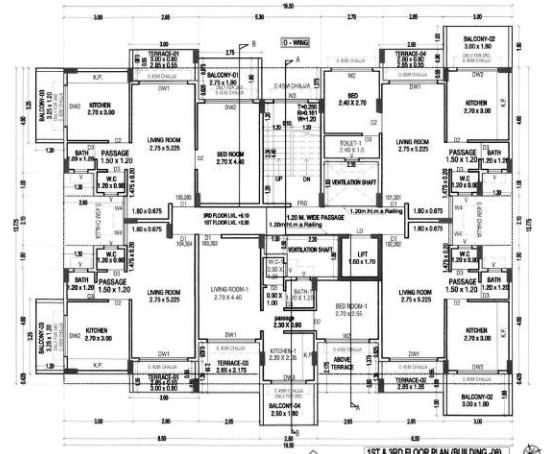

ELEVATION
1ST & 3RD FLOOR PLAN (BUILDING -06)
EWS BUILDING
SCALE - 1:100

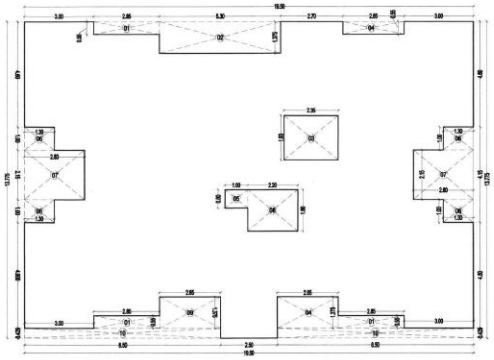

1ST,2ND & 3RD FLOOR BUILT UP AREA CALCULATION (BUILDING -08)
SCALE - 1:100

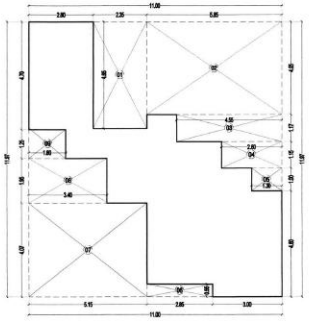

GR FLOOR BUILT UP AREA CALCULATION (BUILDING -08)
SCALE - 1:100

1ST, 2ND & 3RD FLOOR BUILT UP AREA CALCULATION(BUILDING -8)							
Block-	19.50	x	13.78			=	268.613
DEDUCTION							
1	2.85	x	0.550	x	3	=	4.70
2	5.30	x	1.375	x	1	=	7.29
3	2.35	x	1.930	x	1	=	4.54
4	2.65	x	0.550	x	1	=	1.46
5	1.00	x	0.800	x	1	=	0.80
6	1.30	x	1.000	x	4	=	5.20
7	2.60	x	2.150	x	2	=	11.18
8	2.20	x	1.800	x	1	=	3.96
9	2.65	x	1.375	x	2	=	7.29
10	8.50	x	0.425	x	2	=	7.23
TOTAL DEDCTIONS (d)						=	53.64
BUA AREA	=	268.613	-	53.64		=	214.98
BUILTUP AREA AT TYPICAL FLOOR						=	214.98

BALCONY AREA STATEMENT FOR 1ST,2ND & 3RD FLOOR							
PERRMISSIBLE BALCONY AREA			=	214.98	x 15 % =		32.25
B1	2.75	x	1.80	x	1	=	4.95
B2	3.000	x	1.80	x	2	=	10.80
B3	3.25	x	1.20	x	2	=	7.80
B4	2.50	x	1.80	x	1	=	4.50
TOTAL					6	=	28.05
TOTAL PROPOSED BALCONY AREA AT TYPICAL FLOOR						=	28.05

1ST & 3RD TERRACE AREA STATEMENT							
PERRMISSIBLE TERRACE AREA			=	214.98	x 20 % =		43.00
T1	3.000	x	0.800	x	2	=	4.80
	2.850	x	0.550	x		=	3.14
T2	2.850	x	1.350	x	1	=	3.85
T3	2.650	x	2.175	x	1	=	5.76
T4	2.800	x	0.800	x	1	=	2.24
	2.650	x	0.550	x		=	1.46
TOTAL PROPOSED TERRACE AREA					5	=	21.24

2ND TERRACE AREA STATEMENT							
PERRMISSIBLE TERRACE AREA			=	214.98	x 20 % =		43.00
T1	2.650	x	0.825	x	1	=	2.19
	2.800	x	1.350	x		=	3.78
TOTAL PROPOSED TERRACE AREA					1	=	5.97

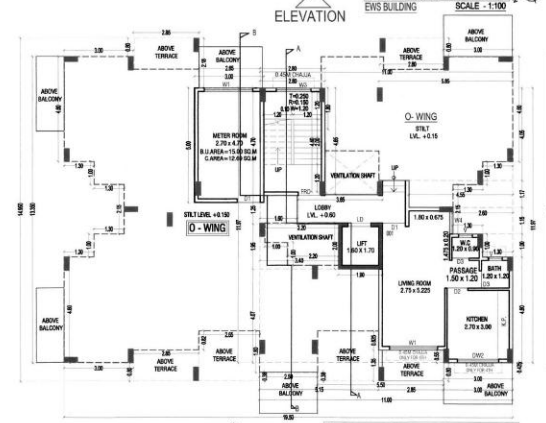

ELEVATION
GROUND FLOOR PLAN (BUILDING -08)
EWS BUILDING
SCALE - 1:100

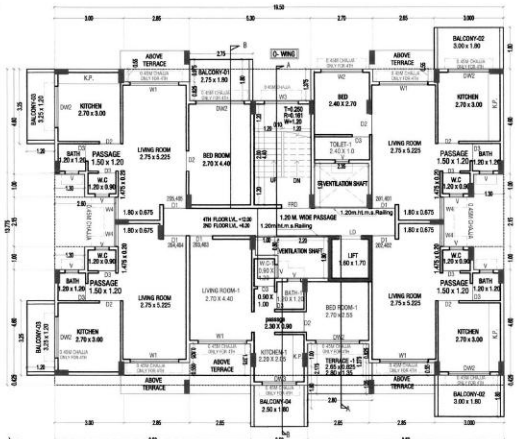

ELEVATION
2 ND FLOOR PLAN (BUILDING -08)
SCALE - 1:100 EWS BUILDING

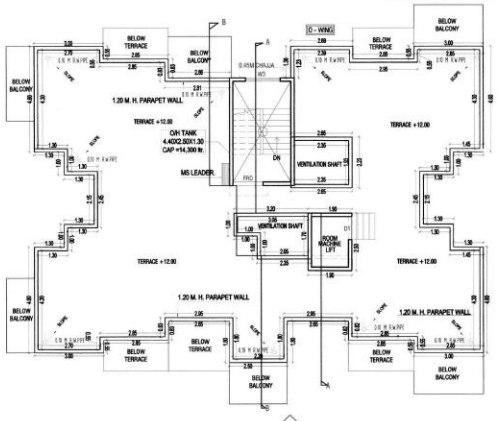

ELEVATION
TERRACE FLOOR PLAN (BUILDING -08)
SCALE - 1:100

STAMP OF APPROVAL 12/12

BUILDING NO.8

AMENDED DEVELOPMENT PERMISSION GRANTED
Subject to the conditions mentioned in this office's letter No.:
CHO/NA/PAN/VR/KHUSHANI/BP-303/0040/2018/ 8025
Dated 03 JAN 2019
Associate Planner (NAINA)

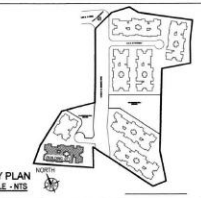

KEY PLAN
SCALE - NTS

NOTE:
- ALL DIMENSIONS ARE IN METERS.
- INTERNAL WALL THICKNESS 0.10 M.
- EXTERNAL WALL THICKNESS 0.15 M.

CONTENT OF THE SHEET

GR, 1ST,2ND & 3RD FLOOR PLAN , AREA DIAGRAM & CALCULATION , TERRACE FLOOR PLAN, SECTION AA & BB, ELEVATION OF (BUILDING -08).

M/s. Prayag Builders & Devlopers through

1) MR. PRADEEP KRUSHNA BHOPI
(Signature of OWNER)

AR. SWAPNIL KALYANKAR
REGD. NO. CA / 2010 / 47491
(Signature of Architect.)

NAME OF THE OWNER

1) (MR. PRADEEP KRUSHNA BHOPI)

DESCRIPTION OF PROPOSAL & PROPERTY

Proposed Residential Building On Land Bearing Survey No. 100 / 5B , At Village Vihighar, Tal- Panvel, Dist Raigad, Maharastra.

ARCHITECT NAME & SIGNATURE

JOB NO.	
DWG. NO.	
DATE	03/01/2018
SCALE	1 : 100 , N.T.S.
DRN BY	KISHOR THAKUR
CHKD BY	SWAPNIL KALYANKAR

SKA
SWAPNIL KALYANKAR ARCHITECTS
Swapnil Kalyankar | +91 - 99875 96801
OFFICE : SIDDHANT MARKET,D - WING,
2ND FLOOR,OPP.BJP OFFICE,PANVEL - 410 206.
EMAIL : skaplanners@gmail.com