PROPOSED SITE
UNDER REFRENCE

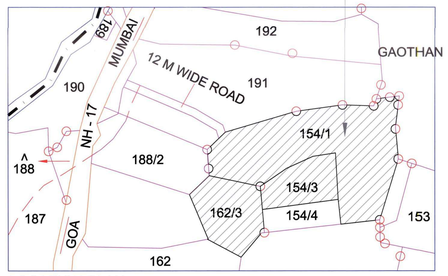


LOCATION PLAN
SCALE-NTS

| PARKING STATEMENT ** - PLEASE REFER [D1] OF PROFORMA - I | | | | | | | | |
|---|---|---|---|---|---|---|---|---|
| TENEMENTS SIZE CARPET AREA IN SQM. | NO. OF TENEMENTS | REQUIRED PARKING RATE | REQUIRED NO. OF PARKING SPACES | | | PROPOSED PARKING SPACES | | |
| | | | No. of cars | No. of scooter | No. of cycle | No. of cars | No. of scooter | No. of cycle |
| | | | 2.50 x 5.00 | 1.0 x 2.0 | 0.50 x 1.40 | 12.5 sqmt. 5.0 X 2.5 M | 2.0 sqmt. 1.0 X 2 M | 0.50 x 1.40 |
| UPTO 50 | 258 | 4 tenements having built-up area upto 50 sq.m. | 0 | 5 | 5 | | | |
| | | | - | 323 | 323 | | | |
| BETWEEN 50 TO 100 | 24 | 3 tenements having built-up area between 50 to 100 sq.m. | 1 | 3 | 3 | | | |
| | | | 8 | 24 | 24 | | | |
| TOTAL | | | 8 | 347 | 359 | | | |
| AS PER STANDERDISED DEVLOPMENT CONTROL & PROMOTION REGULATION FOR REGIONAL PLANS IN MAHARASHTRA REGULATION NO. 16.1, REQUIRED NO. OF PARKING SHALL BE INCREASED BY 50% | | | 8 x 1.5 =12 | 347 x 1.5 = 521 | 347 x 1.5 = 521 | 18 | 521 | 554 |
| TOTAL | | | 12 | 521 | 521 | 18 | 521 | 554 |




R. G. - 2 AREA CALCULATION DIAGRAM
SCALE 1 : 500

| R. G. AREA CALCULATIONS. | | | | | | | |
|---|---|---|---|---|---|---|---|
| R. G. = 1 | | | | | | | |
| Additions | | | | | | | |
| SR.NO. | | Length | | Height | | Area In Sq.m. | |
| 1 | 0.50 | x | 28.315 | x | 16.432 | | 232.636 |
| 2 | 0.50 | x | 28.315 | x | 2.723 | | 38.551 |
| 3 | 0.50 | x | 29.194 | x | 20.182 | | 294.597 |
| 4 | 0.50 | x | 25.120 | x | 1.687 | | 21.189 |
| Total Area | | | | | | | 586.972 |
| R. G. = 2 | | | | | | | |
| SR.NO. | | Length | | Height | | Area In Sq.m. | |
| 1 | 0.50 | x | 62.291 | x | 25.966 | | 808.724 |
| 2 | 0.50 | x | 62.291 | x | 25.966 | | 808.724 |
| Total Area | | | | | | | 1617.448 |

R. G. - 1 AREA CALCULATION DIAGRAM
SCALE 1 : 500

| AREA DETAILS | | | |
|---|---|---|---|
| OLD SURVEY No. | NEW SURVEY No. | PLOT No. | AREA AS PER 7/12 IN SQM. |
| 154/1 | 399/147 | PLOT NO 2 | 1287.000 |
| | 399/148 | PLOT NO 3 | 650.000 |
| | 399/148-1 | PLOT NO 4 | 837.000 |
| | 399/132 | PLOT NO 5 | 1178.000 |
| | 399/133 | PLOT NO 6 | 1116.000 |
| | 399/134 | PLOT NO 7 | 847.000 |
| | 399/135 | PLOT NO 8 | 837.000 |
| | 399/136 | PLOT NO 9 | 901.000 |
| | 399/137 | PLOT NO 10 | 1136.000 |
| | 399/170 | PLAY GROUND | 1446.375 |
| | 399/171 | ROAD | 3414.625 |
| 162/3 | 162/3 | | 3740.00 |
| 154/3 | 154/3 | | 3210.00 |
| TOTAL PLOT AREA | | | 20600.00 |

AMENITY AREA CALCULATION DIAGRAM
SCALE 1 : 500

| AMENITY AREA CALCULATIONS. | | | | | | | |
|---|---|---|---|---|---|---|---|
| Additions | | | | | | | |
| SR.NO. | | Length | | Height | | Area In Sq.m. | |
| 1 | 0.50 | x | 17.008 | x | 4.286 | | 36.448 |
| 2 | 0.50 | x | 19.997 | x | 4.177 | | 41.754 |
| 3 | 0.50 | x | 20.684 | x | 7.118 | | 73.614 |
| 4 | 2/3 | x | 7.392 | x | 1.075 | | 5.385 |
| 5 | 0.50 | x | 26.589 | x | 19.352 | | 257.275 |
| 6 | 0.50 | x | 29.369 | x | 17.982 | | 264.057 |
| 7 | 0.50 | x | 31.954 | x | 10.378 | | 165.809 |
| 8 | 0.50 | x | 31.954 | x | 7.329 | | 117.095 |
| 9 | 0.50 | x | 17.886 | x | 7.775 | | 69.528 |
| Total Area | | | | | | | 1030.976 |

| Area Under Plot | | | | | | | |
|---|---|---|---|---|---|---|---|
| 1 | 0.5 | x | 36.459 | x | 13.110 | | 238.989 |
| 2 | 0.5 | x | 36.459 | x | 10.821 | | 197.261 |
| 3 | 0.5 | x | 53.089 | x | 16.576 | | 440.002 |
| 4 | 0.5 | x | 33.328 | x | 8.081 | | 134.662 |
| 5 | 0.5 | x | 68.190 | x | 20.696 | | 705.630 |
| 6 | 0.5 | x | 111.426 | x | 26.895 | | 1498.401 |
| 7 | 0.5 | x | 145.975 | x | 22.205 | | 1620.687 |
| 8 | 0.5 | x | 171.325 | x | 12.471 | | 1068.297 |
| 9 | 0.5 | x | 184.498 | x | 21.444 | | 1978.188 |
| 10 | 0.5 | x | 184.498 | x | 59.806 | | 5517.044 |
| 11 | 0.5 | x | 82.838 | x | 8.958 | | 371.031 |
| 12 | 0.5 | x | 76.163 | x | 13.081 | | 498.144 |
| 13 | 0.5 | x | 73.713 | x | 4.965 | | 182.993 |
| 14 | 0.5 | x | 78.576 | x | 4.662 | | 183.161 |
| 15 | 0.5 | x | 78.576 | x | 20.022 | | 786.624 |
| 16 | 0.5 | x | 76.966 | x | 3.314 | | 127.533 |
| 17 | 0.5 | x | 76.405 | x | 8.147 | | 311.236 |
| 18 | 0.5 | x | 75.650 | x | 31.058 | | 1174.769 |
| 19 | 0.5 | x | 140.540 | x | 22.410 | | 1574.751 |
| 20 | 0.5 | x | 76.133 | x | 6.466 | | 246.138 |
| 21 | 0.5 | x | 68.767 | x | 29.595 | | 1017.580 |
| 22 | 0.5 | x | 59.519 | x | 13.511 | | 402.081 |
| 23 | 0.5 | x | 34.194 | x | 4.961 | | 84.904 |
| 24 | 0.5 | x | 26.639 | x | 14.791 | | 197.009 |
| Total Area | | | | | | | 20557.112 |




PLOT AREA CALCULATIONS
SCALE 1 : 500

LAYOUT PLAN
SCALE 1 : 500

| BUILT UP AREA STATEMENT | | | | | | | |
|---|---|---|---|---|---|---|---|
| | BUILDING - 1 | BUILDING - 2 | BUILDING - 3 | BUILDING - 4 | BUILDING - 5 | BUILDING - 6 | BUILDING - 7 | BUILDING - 8 |
| FLOORS | B.U.AREA | B.U.AREA | B.U.AREA | B.U.AREA | B.U.AREA | B.U.AREA | B.U.AREA | B.U.AREA |
| GROUND | 43.650 | 42.835 | 42.835 | 63.677 | 63.677 | 43.644 | 45.990 | 63.923 |
| 1st FLOOR | 459.947 | 594.970 | 594.970 | 682.601 | 682.601 | 474.244 | 378.259 | 682.171 |
| 2nd FLOOR | 459.947 | 594.970 | 594.970 | 682.601 | 682.601 | 474.244 | 378.259 | 682.171 |
| 3rd FLOOR | 459.947 | 594.970 | 594.970 | 682.601 | 682.601 | 474.244 | 378.259 | 682.171 |
| TOTAL | 1423.491 | 1827.745 | 1827.745 | 2111.480 | 2111.480 | 1466.376 | 1180.667 | 2110.436 |
| TOTAL AREA | 14059.420 | | | | | | | |

| TENEMENT AREA STATEMENT | | | | | | |
|---|---|---|---|---|---|---|
| FLAT Nos. | Carpet Area IN SQM. | BALCONY AREA IN ( ENCL.) | PROJECTED | TERRACE AREA IN SQM. | C.B Area IN SQM. | B/U Area IN SQM. |
| BUILDING - 1 | | | | | | |
| WING - A | | | | | | |
| 101, 301 | 42.481 | 10.475 | - | 6.056 | - | 47.649 |
| 102, 302 | 42.481 | 10.475 | - | 6.484 | - | 47.649 |
| 103, 303 | 42.481 | 10.475 | - | 6.484 | - | 47.544 |
| 104, 304 | 42.481 | 10.475 | - | 6.056 | - | 47.431 |
| 201 | 42.481 | 10.475 | - | 6.270 | - | 47.649 |
| 202 | 42.481 | 10.475 | - | 6.270 | - | 47.649 |
| 203 | 42.481 | 10.475 | - | 6.270 | - | 47.544 |
| 204 | 42.481 | 10.475 | - | 5.842 | - | 47.431 |
| WING - B | | | | | | |
| 101, 301 | 32.570 | 3.640 | - | 15.408 | 1.080 | 36.708 |
| 102, 302 | 32.494 | 5.070 | - | 3.937 | 1.418 | 36.263 |
| 103, 303 | 32.646 | 5.070 | - | 7.200 | - | 36.646 |
| 104, 304 | 32.627 | 5.070 | - | 7.200 | 1.080 | 36.814 |
| 105, 305 | 32.646 | 4.160 | - | 7.560 | 1.811 | 36.928 |
| 106, 306 | 32.189 | 3.640 | - | 7.650 | 1.080 | 36.728 |
| 201 | 32.570 | 3.640 | - | 7.245 | 1.080 | 36.708 |
| 202 | 32.494 | 5.070 | - | 7.840 | 1.418 | 36.263 |
| 203 | 32.646 | 5.070 | - | 7.560 | - | 36.646 |
| 204 | 32.627 | 5.070 | - | 7.560 | 1.080 | 36.814 |
| 205 | 32.646 | 4.160 | - | 7.560 | 1.811 | 36.928 |
| 206 | 32.189 | 3.640 | - | 7.560 | 1.080 | 36.728 |
| BUILDING - 2 | | | | | | |
| WING - A | | | | | | |
| 101, 301 | 32.570 | 5.200 | - | 15.408 | 1.080 | 36.708 |
| 102, 302 | 32.494 | 4.900 | - | 3.937 | 1.418 | 36.280 |
| 103, 303 | 42.006 | 8.200 | - | 6.056 | 0.698 | 46.724 |
| 104, 304 | 42.006 | 8.200 | - | 5.915 | 1.778 | 46.986 |
| 105, 305 | 42.051 | 8.917 | - | 6.056 | 0.518 | 46.780 |
| 106, 306 | 42.262 | 8.917 | - | 6.056 | - | 46.994 |
| 201 | 32.570 | 5.200 | - | 7.245 | 1.080 | 36.708 |
| 202 | 32.494 | 4.900 | - | 7.718 | 1.417 | 36.280 |
| 203 | 42.006 | 8.200 | - | 6.270 | 0.698 | 46.724 |
| 204 | 42.006 | 8.200 | - | 6.270 | 1.778 | 46.986 |
| 205 | 42.051 | 8.917 | - | 5.972 | 0.518 | 46.780 |
| 206 | 42.262 | 8.917 | - | 6.056 | - | 46.994 |
| WING - B | | | | | | |
| 101, 301 | 42.262 | 8.917 | - | 6.056 | - | 46.994 |
| 102, 302 | 42.051 | 8.917 | - | 6.056 | 0.518 | 46.780 |
| 103, 303 | 42.006 | 8.200 | - | 5.915 | 1.778 | 46.986 |
| 104, 304 | 42.006 | 8.200 | - | 6.056 | 0.698 | 46.724 |
| 105, 305 | 42.051 | 8.917 | - | 6.056 | 0.518 | 46.780 |
| 106, 306 | 42.262 | 8.917 | - | 6.056 | - | 46.994 |
| 201 | 32.570 | 5.200 | - | 7.245 | 1.080 | 36.708 |
| 202 | 32.494 | 4.900 | - | 7.717 | 1.418 | 36.280 |
| 203 | 42.006 | 8.200 | - | 6.270 | 0.698 | 46.724 |
| 204 | 42.006 | 8.200 | - | 6.270 | 1.778 | 46.986 |
| 205 | 42.051 | 8.917 | - | 5.972 | 0.518 | 46.780 |
| 206 | 42.262 | 8.917 | - | 6.056 | - | 46.994 |
| BUILDING - 3 | | | | | | |
| WING - A | | | | | | |
| 101, 301 | 32.570 | 5.200 | - | 15.408 | 1.080 | 36.708 |
| 102, 302 | 32.494 | 4.900 | - | 3.937 | 1.418 | 36.280 |
| 103, 303 | 42.006 | 8.200 | - | 6.056 | 0.698 | 46.724 |
| 104, 304 | 42.006 | 8.200 | - | 5.915 | 1.778 | 46.986 |
| 105, 305 | 42.051 | 8.917 | - | 6.056 | 0.518 | 46.780 |
| 106, 306 | 42.262 | 8.917 | - | 6.056 | - | 46.994 |
| 201 | 32.570 | 5.200 | - | 7.245 | 1.080 | 36.708 |
| 202 | 32.494 | 4.900 | - | 7.717 | 1.418 | 36.280 |
| 203 | 42.006 | 8.200 | - | 6.270 | 0.698 | 46.724 |
| 204 | 42.006 | 8.200 | - | 6.270 | 1.778 | 46.986 |
| 205 | 42.051 | 8.917 | - | 5.972 | 0.518 | 46.780 |
| 206 | 42.262 | 8.917 | - | 6.056 | - | 46.994 |
| BUILDING - 4 | | | | | | |
| WING - A | | | | | | |
| 101, 301 | 42.481 | 8.200 | - | 6.056 | - | 47.649 |
| 102, 302 | 42.481 | 8.200 | - | 6.484 | - | 47.604 |
| 103, 303 | 42.481 | 8.200 | - | 6.484 | - | 47.352 |
| 104, 304 | 42.481 | 8.200 | - | 6.056 | - | 47.499 |
| 201 | 42.481 | 8.200 | - | 6.270 | - | 47.649 |
| 202 | 42.481 | 8.200 | - | 6.270 | - | 47.604 |
| 203 | 42.481 | 8.200 | - | 5.843 | - | 47.352 |
| 204 | 42.481 | 8.200 | - | 5.843 | - | 47.499 |
| WING - B | | | | | | |
| 101, 301 | 32.646 | 5.200 | - | 14.445 | 1.080 | 36.832 |
| 102, 302 | 32.494 | 4.900 | - | 3.937 | 1.417 | 36.288 |
| 103, 303 | 32.646 | 5.200 | - | 7.200 | - | 36.649 |
| 104, 304 | 32.627 | 5.200 | - | 7.560 | 1.080 | 36.809 |
| 105, 305 | 32.646 | 5.200 | - | 7.200 | 0.747 | 36.826 |
| 106, 306 | 32.189 | 5.200 | - | 7.650 | - | 36.524 |
| 201 | 32.646 | 5.200 | - | 8.024 | 1.417 | 36.832 |
| 202 | 32.494 | 4.900 | - | 7.534 | - | 36.288 |
| 203 | 32.646 | 5.200 | - | 7.560 | 1.080 | 36.649 |
| 204 | 32.627 | 5.200 | - | 7.200 | 0.747 | 36.806 |
| 205 | 32.646 | 5.200 | - | 7.560 | 1.827 | 36.826 |
| 206 | 32.189 | 5.200 | - | 7.560 | - | 36.524 |
| WING - C | | | | | | |
| 101, 301 | 45.601 | 8.200 | - | 11.963 | 1.080 | 51.246 |
| 102, 302 | 45.651 | 8.200 | - | 12.375 | 1.080 | 51.311 |
| 103, 303 | 42.651 | 8.200 | - | 12.375 | - | 51.184 |
| 201 | 45.601 | 8.200 | - | 5.844 | 1.080 | 51.246 |
| 202 | 45.651 | 8.200 | - | 5.844 | 1.080 | 51.311 |
| 203 | 42.651 | 8.200 | - | 5.844 | - | 51.184 |
| 204 | 45.601 | 8.200 | - | 5.844 | - | 50.995 |

| TENEMENT AREA STATEMENT | | | | | | |
|---|---|---|---|---|---|---|
| FLAT Nos. | Carpet Area IN SQM. | BALCONY AREA IN ( ENCL.) | PROJECTED | TERRACE AREA IN SQM. | C.B Area IN SQM. | B/U Area IN SQM. |
| BUILDING - 5 | | | | | | |
| WING - A | | | | | | |
| 101, 301 | 42.481 | 8.200 | - | 6.056 | - | 47.649 |
| 102, 302 | 42.481 | 8.200 | - | 6.484 | - | 47.604 |
| 103, 303 | 42.481 | 8.200 | - | 6.484 | - | 47.352 |
| 104, 304 | 42.481 | 8.200 | - | 6.056 | - | 47.499 |
| 201 | 42.481 | 8.200 | - | 6.270 | - | 47.649 |
| 202 | 42.481 | 8.200 | - | 6.270 | - | 47.604 |
| 203 | 42.481 | 8.200 | - | 5.843 | - | 47.352 |
| 204 | 42.481 | 8.200 | - | 5.843 | - | 47.499 |
| WING - B | | | | | | |
| 101, 301 | 32.646 | 5.200 | - | 14.445 | 1.080 | 36.832 |
| 102, 302 | 32.494 | 4.900 | - | 3.937 | 1.417 | 36.288 |
| 103, 303 | 32.646 | 5.200 | - | 7.200 | - | 36.649 |
| 104, 304 | 32.627 | 5.200 | - | 7.560 | 1.080 | 36.809 |
| 105, 305 | 32.646 | 5.200 | - | 7.200 | 0.747 | 36.826 |
| 106, 306 | 32.189 | 5.200 | - | 7.650 | - | 36.524 |
| 201 | 32.646 | 5.200 | - | 8.024 | 1.417 | 36.832 |
| 202 | 32.494 | 4.900 | - | 7.534 | - | 36.288 |
| 203 | 32.646 | 5.200 | - | 7.560 | 1.080 | 36.649 |
| 204 | 32.627 | 5.200 | - | 7.200 | 0.747 | 36.806 |
| 205 | 32.646 | 5.200 | - | 7.560 | 1.827 | 36.826 |
| 206 | 32.189 | 5.200 | - | 7.560 | - | 36.524 |
| WING - C | | | | | | |
| 101, 301 | 45.601 | 8.200 | - | 11.963 | 1.080 | 51.246 |
| 102, 302 | 45.651 | 8.200 | - | 12.375 | 1.080 | 51.311 |
| 103, 303 | 42.651 | 8.200 | - | 12.375 | - | 51.184 |
| 201 | 45.601 | 8.200 | - | 5.844 | 1.080 | 51.246 |
| 202 | 45.651 | 8.200 | - | 5.844 | 1.080 | 51.311 |
| 203 | 42.651 | 8.200 | - | 5.844 | - | 51.184 |
| 204 | 45.601 | 8.200 | - | 5.844 | - | 50.995 |

| TENEMENT AREA STATEMENT | | | | | | |
|---|---|---|---|---|---|---|
| FLAT Nos. | Carpet Area IN SQM. | BALCONY AREA IN ( ENCL.) | PROJECTED | TERRACE AREA IN SQM. | C.B Area IN SQM. | B/U Area IN SQM. |
| BUILDING - 6 | | | | | | |
| WING - A | | | | | | |
| 101, 301 | 42.481 | 8.200 | - | 6.056 | - | 47.649 |
| 102, 302 | 42.481 | 8.200 | - | 6.484 | - | 47.604 |
| 103, 303 | 42.481 | 8.200 | - | 6.484 | - | 47.352 |
| 104, 304 | 42.481 | 8.200 | - | 6.056 | - | 47.499 |
| 201 | 42.481 | 8.200 | - | 6.270 | - | 47.649 |
| 202 | 42.481 | 8.200 | - | 6.270 | - | 47.604 |
| 203 | 42.481 | 8.200 | - | 5.843 | - | 47.352 |
| 204 | 42.481 | 8.200 | - | 5.843 | - | 47.499 |
| WING - B | | | | | | |
| 101, 301 | 32.646 | 5.200 | - | 14.445 | 1.080 | 36.832 |
| 102, 302 | 32.494 | 4.900 | - | 3.937 | 1.417 | 36.288 |
| 103, 303 | 32.646 | 5.200 | - | 7.200 | - | 36.649 |
| 104, 304 | 32.627 | 5.200 | - | 7.560 | 1.080 | 36.809 |
| 105, 305 | 32.646 | 5.200 | - | 7.200 | 0.747 | 36.826 |
| 106, 306 | 32.189 | 5.200 | - | 7.650 | - | 36.524 |
| 201 | 32.646 | 5.200 | - | 8.024 | 1.417 | 36.832 |
| 202 | 32.494 | 4.900 | - | 7.534 | - | 36.288 |
| 203 | 32.646 | 5.200 | - | 7.560 | 1.080 | 36.649 |
| 204 | 32.627 | 5.200 | - | 7.200 | 0.747 | 36.806 |
| 205 | 32.646 | 5.200 | - | 7.560 | 1.827 | 36.826 |
| 206 | 32.189 | 5.200 | - | 7.560 | - | 36.524 |
| WING - C | | | | | | |
| 101, 301 | 45.601 | 8.200 | - | 11.963 | 1.080 | 51.246 |
| 102, 302 | 45.651 | 8.200 | - | 12.375 | 1.080 | 51.311 |
| 103, 303 | 42.651 | 8.200 | - | 12.375 | - | 51.184 |
| 201 | 45.601 | 8.200 | - | 5.844 | 1.080 | 51.246 |
| 202 | 45.651 | 8.200 | - | 5.844 | 1.080 | 51.311 |
| 203 | 42.651 | 8.200 | - | 5.844 | - | 51.184 |
| 204 | 45.601 | 8.200 | - | 5.844 | - | 50.995 |

| TENEMENT AREA STATEMENT | | | | | | |
|---|---|---|---|---|---|---|
| FLAT Nos. | Carpet Area IN SQM. | BALCONY AREA IN ( ENCL.) | PROJECTED | TERRACE AREA IN SQM. | C.B Area IN SQM. | B/U Area IN SQM. |
| BUILDING - 7 | | | | | | |
| WING - A | | | | | | |
| 101, 301 | 42.481 | 8.200 | - | 6.056 | - | 47.649 |
| 102, 302 | 42.481 | 8.200 | - | 6.484 | - | 47.604 |
| 103, 303 | 42.481 | 8.200 | - | 6.484 | - | 47.352 |
| 104, 304 | 42.481 | 8.200 | - | 6.056 | - | 47.499 |
| 201 | 42.481 | 8.200 | - | 6.270 | - | 47.649 |
| 202 | 42.481 | 8.200 | - | 6.270 | - | 47.604 |
| 203 | 42.481 | 8.200 | - | 5.843 | - | 47.352 |
| 204 | 42.481 | 8.200 | - | 5.843 | - | 47.499 |
| WING - B | | | | | | |
| 101, 301 | 32.646 | 5.200 | - | 14.445 | 1.080 | 36.832 |
| 102, 302 | 32.494 | 4.900 | - | 3.937 | 1.417 | 36.288 |
| 103, 303 | 32.646 | 5.200 | - | 7.200 | - | 36.649 |
| 104, 304 | 32.627 | 5.200 | - | 7.560 | 1.080 | 36.809 |
| 105, 305 | 32.646 | 5.200 | - | 7.200 | 0.747 | 36.826 |
| 106, 306 | 32.189 | 5.200 | - | 7.650 | - | 36.524 |
| 201 | 32.646 | 5.200 | - | 8.024 | 1.417 | 36.832 |
| 202 | 32.494 | 4.900 | - | 7.534 | - | 36.288 |
| 203 | 32.646 | 5.200 | - | 7.560 | 1.080 | 36.649 |
| 204 | 32.627 | 5.200 | - | 7.200 | 0.747 | 36.806 |
| 205 | 32.646 | 5.200 | - | 7.560 | 1.827 | 36.826 |
| 206 | 32.189 | 5.200 | - | 7.560 | - | 36.524 |
| WING - C | | | | | | |
| 101, 301 | 45.601 | 8.200 | - | 11.963 | 1.080 | 51.246 |
| 102, 302 | 45.651 | 8.200 | - | 12.375 | 1.080 | 51.311 |
| 103, 303 | 42.651 | 8.200 | - | 12.375 | - | 51.184 |
| 201 | 45.601 | 8.200 | - | 5.844 | 1.080 | 51.246 |
| 202 | 45.651 | 8.200 | - | 5.844 | 1.080 | 51.311 |
| 203 | 42.651 | 8.200 | - | 5.844 | - | 51.184 |
| 204 | 45.601 | 8.200 | - | 5.844 | - | 50.995 |

| TENEMENT AREA STATEMENT | | | | | | |
|---|---|---|---|---|---|---|
| FLAT Nos. | Carpet Area IN SQM. | BALCONY AREA IN ( ENCL.) | PROJECTED | TERRACE AREA IN SQM. | C.B Area IN SQM. | B/U Area IN SQM. |
| BUILDING - 8 | | | | | | |
| WING - A | | | | | | |
| 101, 301 | 45.601 | 8.830 | - | 11.550 | - | 51.021 |
| 102, 302 | 45.651 | 10.050 | - | 12.375 | - | 51.184 |
| 103, 303 | 45.651 | 10.050 | - | 12.375 | 1.080 | 51.311 |
| 104, 304 | 45.601 | 8.590 | - | 11.962 | 1.080 | 51.246 |
| 201 | 45.601 | 8.830 | - | 5.844 | - | 51.021 |
| 202 | 45.651 | 10.050 | - | 5.844 | - | 51.184 |
| 203 | 45.651 | 10.050 | - | 5.844 | 1.080 | 51.311 |
| 204 | 45.601 | 8.590 | - | 5.844 | 1.080 | 51.246 |
| WING - B | | | | | | |
| 101, 301 | 30.991 | 3.640 | - | 4.200 | - | 35.545 |
| 102, 302 | 30.857 | 3.367 | - | 3.625 | 0.653 | 34.960 |
| 103, 303 | 32.646 | 4.940 | - | 7.200 | - | 36.646 |
| 104, 304 | 32.628 | 4.940 | - | 7.560 | 1.080 | 36.814 |
| 105, 305 | 32.646 | 4.940 | - | 7.560 | 0.709 | 36.921 |
| 106, 306 | 32.189 | 3.640 | - | 4.650 | - | 36.329 |
| 201 | 30.991 | 3.640 | - | | | 35.545 |
| 202 | 30.857 | 3.367 | - | 4.503 | 0.653 | 34.960 |
| 203 | 32.646 | 4.940 | - | 7.560 | - | 36.646 |
| 204 | 32.628 | 4.940 | - | 7.200 | 1.080 | 36.814 |
| 205 | 32.646 | 4.940 | - | 7.200 | 0.709 | 36.921 |
| 206 | 32.189 | 3.640 | - | 7.560 | - | 36.329 |
| WING - C | | | | | | |
| 101, 301 | 42.481 | 9.265 | - | 6.056 | - | 47.649 |
| 102, 302 | 42.481 | 9.505 | - | 6.484 | - | 47.544 |
| 103, 303 | 42.481 | 9.745 | - | 6.484 | - | 47.544 |
| 104, 304 | 42.481 | 10.050 | - | 6.056 | - | 47.431 |
| 201 | 42.481 | 9.265 | - | 6.270 | - | 47.649 |
| 202 | 42.481 | 9.505 | - | 6.270 | - | 47.649 |
| 203 | 42.481 | 9.745 | - | 6.270 | - | 47.544 |
| 204 | 42.481 | 10.050 | - | 5.843 | - | 47.431 |

| BALCONY AREA STATEMENT * | | | |
|---|---|---|---|
| BUILDING - 1 | | | |
| FLOORS | PERMISSIBLE BALCONY AREA | PROPOSED BALCONY AREA ENCL. | PROJECTED |
| FIRST | 68.992 | 68.615 | - |
| SECOND | 68.992 | 68.615 | - |
| THIRD | 68.992 | 68.615 | - |
| TOTAL | 206.976 | 205.845 | - |
| BALANCE BALCONY AREA | | | |
| BUILDING - 2 | | | |
| FLOORS | PERMISSIBLE BALCONY AREA | PROPOSED BALCONY AREA ENCL. | PROJECTED |
| FIRST | 89.246 | 88.670 | - |
| SECOND | 89.246 | 88.670 | - |
| THIRD | 89.246 | 88.670 | - |
| TOTAL | 267.738 | 266.010 | - |
| BALANCE BALCONY AREA | | | |
| BUILDING - 3 | | | |
| FLOORS | PERMISSIBLE BALCONY AREA | PROPOSED BALCONY AREA ENCL. | PROJECTED |
| FIRST | 89.246 | 88.670 | - |
| SECOND | 89.246 | 88.670 | - |
| THIRD | 89.246 | 88.670 | - |
| TOTAL | 267.738 | 266.010 | - |
| BALANCE BALCONY AREA | | | |
| BUILDING - 4 | | | |
| FLOORS | PERMISSIBLE BALCONY AREA | PROPOSED BALCONY AREA ENCL. | PROJECTED |
| FIRST | 102.390 | 96.500 | - |
| SECOND | 102.390 | 96.500 | - |
| THIRD | 102.390 | 96.500 | - |
| TOTAL | 307.170 | 289.500 | - |
| BALANCE BALCONY AREA | | | |
| BUILDING - 5 | | | |
| FLOORS | PERMISSIBLE BALCONY AREA | PROPOSED BALCONY AREA ENCL. | PROJECTED |
| FIRST | 102.390 | 96.500 | - |
| SECOND | 102.390 | 96.500 | - |
| THIRD | 102.390 | 96.500 | - |
| TOTAL | 307.170 | 289.500 | - |
| BALANCE BALCONY AREA | | | |
| BUILDING - 6 | | | |
| FLOORS | PERMISSIBLE BALCONY AREA | PROPOSED BALCONY AREA ENCL. | PROJECTED |
| FIRST | 71.137 | 70.840 | - |
| SECOND | 71.137 | 70.840 | - |
| THIRD | 71.137 | 70.840 | - |
| TOTAL | 213.411 | 212.520 | - |
| BALANCE BALCONY AREA | | | |
| BUILDING - 7 | | | |
| FLOORS | PERMISSIBLE BALCONY AREA | PROPOSED BALCONY AREA ENCL. | PROJECTED |
| FIRST | 56.739 | 49.080 | 4.883 |
| SECOND | 56.739 | 49.080 | 4.883 |
| THIRD | 56.739 | 49.080 | 4.883 |
| TOTAL | 170.217 | 147.240 | 14.649 |
| BALANCE BALCONY AREA | | | |
| BUILDING - 8 | | | |
| FLOORS | PERMISSIBLE BALCONY AREA | PROPOSED BALCONY AREA ENCL. | PROJECTED |
| FIRST | 102.326 | 101.552 | - |
| SECOND | 102.326 | 101.552 | - |
| THIRD | 102.326 | 101.552 | - |
| TOTAL | 306.978 | 304.656 | - |
| BALANCE BALCONY AREA | | | |

| TERRACE AREA STATEMENT | | |
|---|---|---|
| BUILDING - 1 | | |
| FLOORS | PERMISSIBLE TERRACE AREA | PROPOSED TERRACE AREA |
| FIRST | 91.989 | 74.035 |
| SECOND | 91.989 | 69.851 |
| THIRD | 91.989 | 74.035 |
| TOTAL | 275.967 | 217.925 |
| BUILDING - 2 | | |
| FLOORS | PERMISSIBLE TERRACE AREA | PROPOSED TERRACE AREA |
| FIRST | 118.994 | 86.858 |
| SECOND | 118.994 | 79.061 |
| THIRD | 118.994 | 86.858 |
| TOTAL | 356.982 | 252.777 |
| BUILDING - 3 | | |
| FLOORS | PERMISSIBLE TERRACE AREA | PROPOSED TERRACE AREA |
| FIRST | 118.994 | 86.858 |
| SECOND | 118.994 | 79.061 |
| THIRD | 118.994 | 86.858 |
| TOTAL | 356.982 | 252.777 |
| BUILDING - 4 | | |
| FLOORS | PERMISSIBLE TERRACE AREA | PROPOSED TERRACE AREA |
| FIRST | 136.520 | 121.335 |
| SECOND | 136.520 | 93.465 |
| THIRD | 136.520 | 121.335 |
| TOTAL | 409.56 | 336.135 |
| BUILDING - 5 | | |
| FLOORS | PERMISSIBLE TERRACE AREA | PROPOSED TERRACE AREA |
| FIRST | 136.520 | 121.335 |
| SECOND | 136.520 | 93.465 |
| THIRD | 136.520 | 121.335 |
| TOTAL | 409.56 | 336.135 |
| BUILDING - 6 | | |
| FLOORS | PERMISSIBLE TERRACE AREA | PROPOSED TERRACE AREA |
| FIRST | 94.849 | 94.508 |
| SECOND | 94.849 | 67.588 |
| THIRD | 94.849 | 94.508 |
| TOTAL | 284.547 | 256.604 |
| BUILDING - 7 | | |
| FLOORS | PERMISSIBLE TERRACE AREA | PROPOSED TERRACE AREA |
| FIRST | 75.652 | 47.965 |
| SECOND | 75.652 | 51.135 |
| THIRD | 75.652 | 47.965 |
| TOTAL | 226.956 | 147.065 |
| BUILDING - 8 | | |
| FLOORS | PERMISSIBLE TERRACE AREA | PROPOSED TERRACE AREA |
| FIRST | 136.434 | 108.138 |
| SECOND | 136.434 | 82.050 |
| THIRD | 136.434 | 108.138 |
| TOTAL | 409.302 | 298.326 |

| C.B. AREA STATEMENT | | | | | | |
|---|---|---|---|---|---|---|
| BUILDING 1, C.B. Area Statement ( 1st TO 3rd Floor ) | | | | | | |
| C.B.-1 | 0.450 | x | 2.400 | 2 | 2.160 | |
| C.B.-2 | 1.700 | x | 0.450 | 1 | 0.765 | |
| C.B.-3 | 1.450 | x | 0.450 | 1 | 0.653 | |
| C.B.-4 | 1.625 | x | 0.450 | 1 | 0.731 | |
| C.B.-5 | 0.450 | x | 2.400 | 2 | 2.160 | |
| TOTAL | | | | 7 | 6.469 | |
| TOTAL C.B. 1ST TO 3RD FLOOR ( 7 x 3) | | | | 21 | 19.406 | |
| BUILDING - 2 | | | | | | |
| C.B.-1 | 2.400 | x | 0.450 | 4 | 4.320 | |
| C.B.-2 | 0.450 | x | 1.450 | 2 | 1.305 | |
| C.B.-3 | 0.450 | x | 3.700 | 2 | 1.530 | |
| C.B.-4 | 0.450 | x | 1.550 | 4 | 2.790 | |
| C.B.-5 | 0.450 | x | 1.150 | 2 | 1.035 | |
| TOTAL | | | | 14 | 10.980 | |
| TOTAL C.B. 1ST TO 3RD FLOOR ( 14 x 3) | | | | 42 | 32.940 | |
| BUILDING - 3 | | | | | | |
| C.B.-1 | 2.400 | x | 0.450 | 4 | 4.320 | |
| C.B.-2 | 0.450 | x | 1.450 | 2 | 1.305 | |
| C.B.-3 | 0.450 | x | 3.700 | 2 | 1.530 | |
| C.B.-4 | 0.450 | x | 1.550 | 4 | 2.790 | |
| C.B.-5 | 0.450 | x | 1.150 | 2 | 1.035 | |
| TOTAL | | | | 14 | 10.980 | |
| TOTAL C.B. 1ST TO 3RD FLOOR ( 14 x 3) | | | | 42 | 32.940 | |
| BUILDING - 4 | | | | | | |
| C.B.-1 

DEVELOPMENT PERMISSION GRANTED
Subject to the conditions mentioned in this office's letter No.:
CIDCO/NAINA/Panvel/Shirdhon/BP-5/cc/2015/2225
Dated 27 NOV 2015
Associate Planner (NAINA)

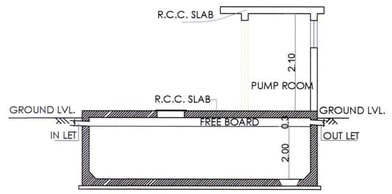


SECTION-AT `AA'
SCALE : NTS

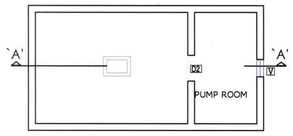


TYP. U.G.TANK PLAN
(SCALE : NTS)

| U. G. WATER CAPACITY CALCULATION | | | | |
|---|---|---|---|---|
| BLDG. 1 TO 8 | TOTAL FLATS | REQUIRED DOMESTIC 189 LTRS (DOMESTIC135+FLUSHING54) | ADDITIONAL TOILET | TOTAL LITRES |
| | 282 | 189 x 282 x 5 | 159 X 180 | 295110 |
| TOTAL | 282 | TOTAL REQUIRED CAPACITY | | 295110 |
| PROPOSED U. G. WATER TANK | | | | |
| | TANK-1 | SIZE-8.20X6.55X2.35 | | CAPACITY-126215LTRS |
| | TANK-2 | SIZE-8.50X7.00X2.15 | | CAPACITY-127925LTRS |
| | TANK-3 | SIZE-7.00X4.80X3.80 | | CAPACITY-127680LTRS |
| TOTAL PROVIDED CAPACITY - 381823 LTRS | | | | |

| PROPOSED O. H. WATER TANK | | |
|---|---|---|
| BUILDING-1 | | |
| WING-A | 2.50X4.40X1.50 | CAP-16,500LTRS. |
| WING-B | 4.40X2.50X1.50 | CAP-16,500LTRS. |
| BUILDING-2 & 3 | | |
| WING-A | 2.50X4.40X1.50 | CAP-16,500LTRS. |
| WING-B | 2.50X4.40X1.50 | CAP-16,500LTRS. |
| BUILDING-4 & 6 | | |
| WING-A | 4.40X2.50X1.50 | CAP-16,500LTRS. |
| WING-B | 2.50X4.40X1.50 | CAP-16,500LTRS. |
| WING-c | 2.50X4.40X1.50 | CAP-16,500LTRS. |
| BUILDING-7 | | |
| WING-A | 2.50X4.40X1.50 | CAP-16,500LTRS. |
| WING-B | 4.40X2.50X1.50 | CAP-16,500LTRS. |
| BUILDING-8 | | |
| WING-A | 4.40X2.50X1.50 | CAP-16,500LTRS. |
| WING-B | 4.40X2.50X1.50 | CAP-16,500LTRS. |
| WING-c | 2.50X4.40X1.50 | CAP-16,500LTRS. |
| TOTAL CAP. 198000 LTRS. | | |

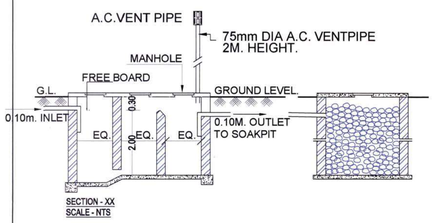


SECTION - XX
SCALE - NTS

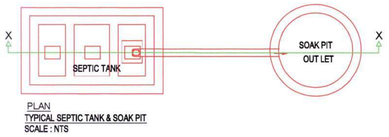


PLAN
TYPICAL SEPTIC TANK & SOAK PIT
SCALE : NTS

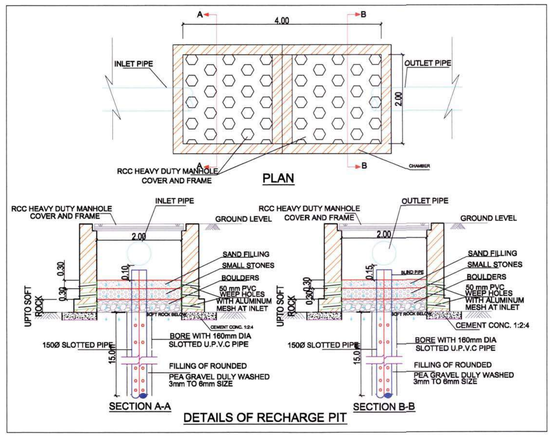


| SEPTIC TANK REQUIRMENT | | | | | | | | | | | |
|---|---|---|---|---|---|---|---|---|---|---|---|
| SL. No. | DESCRIPTION | POPULATION PER UNIT | TOTAL POPULATION (APPROX) | COLD WATER REQUIREMENT | | | | GROSS WATER REQUIREMENT | % FLOW TO SEWER | | TOTAL FLOW | TOTAL FLOW TO SEPTIC TANK | TOTAL PROVIDED SEPTIC TANK CAPACITY |
| | | | | FLUSHING (A) | | DOMESTIC (B) | | (A+B) | FLUSHING 100% | DOMESTIC 85% | | | |
| | | | | LPCD | LPD | LPCD | LPD | LPD | LPD | LPD | LPD | KLD | KLD |
| 1 | FLATS (282) | 5 | 1410 | 45 | 63450 | 90 | 126900 | 190350 | 63450 | 107865 | 171315 | 171.32 | 180.000 |
| TOTAL PROVIDED SEPTIC TANK | | | | | | | | | | | | | 180.000KLD |




PLAN
TYPICAL SEPTIC TANK & SOAK PIT
SCALE : NTS




TYPICAL SECTION OF S.W. DRAIN LINE/ COMPOUND WALL
SCALE : NTS

SERVICES PLAN
SCALE 1 : 500




TYP.ECENTRIC FOOTING. SECTION
SCALE : NTS

TYP. CORNER COMPOUND WALL SECTION
SCALE : NTS




ENTRANCE GATE ELEVATION
SCALE : NTS

| Sr. No. | Item | Site Plan on white Print | Building Plan On White Prin |
|---|---|---|---|
| 1 | Plot Line | ——— | |
| 2 | Existing Street | ——— | |
| 3 | Future Street | - - - - - | |
| 4 | Permisible Building lines | - - - - - | |
| 5 | Marginal Open Spaces | No colour | |
| 6 | Drainage & Sewerage Work | | |
| 7 | Water Supply Work | - - - - - | |
| 8 | RWH Line | - - - - - | |
| 9 | Proposed Work | | |
| 10 | S. W. Drain | ——— | |

NOTE:- All Dimensions Are in Meters.

SHEET CONTENT :-
SERVICES PLAN

DESCRIPTION OF PROPOSAL & PROPERTY

PROPOSED RESIDENTIAL COMPLEX ON OLD SURVEY NO. 154/1 (NEW S. NO.399/132, 399/133, 399/134, 399/135, 399/136, 399/137, 399/147, 399/148, 399/148A, 399/170 & 399/171.) 162/3 & 154/3, AT VILLAGE -SHIRDON, TALUKA - PANVEL, DISTRICT - RAIGAD.

NAME & SIGN OF OWNER. | SIGNATURE OF ARCHITECT

For SAI PROVISO DEVELOPERS
FOR
Sai Proviso Developers
( Mr. Sanjay Gawande PARTNER
For PROVISO BUILDERS AND DEVELOPERS
FOR
Proviso Builders and Developers
( Mr. Kashish Gupta ) Partner

RAJESH R. C. ARCHITECT
1-13, MAHAVIR CENTRE,
SECTOR - 17, VASHI,
NAVI MUMBAI 400 705.

NAME OF ARCHITECT.

| | | |
|---|---|---|
| NORTH | DRG. No. | |
| | SCALE | 1:500 |
| | JOB. No. | - |
| | DRN BY | PRABHAKAR |
| | CHD BY | AJ |
| | DATE | 26/11/2015 |

RAJESH R.C.
1/13, MAHAVIR CENTRE,
SECTOR NO :-17, VASHI,
NAVI MUMBAI.
TEL:-2789 2629 / 25

# BUILDING NO. - 1

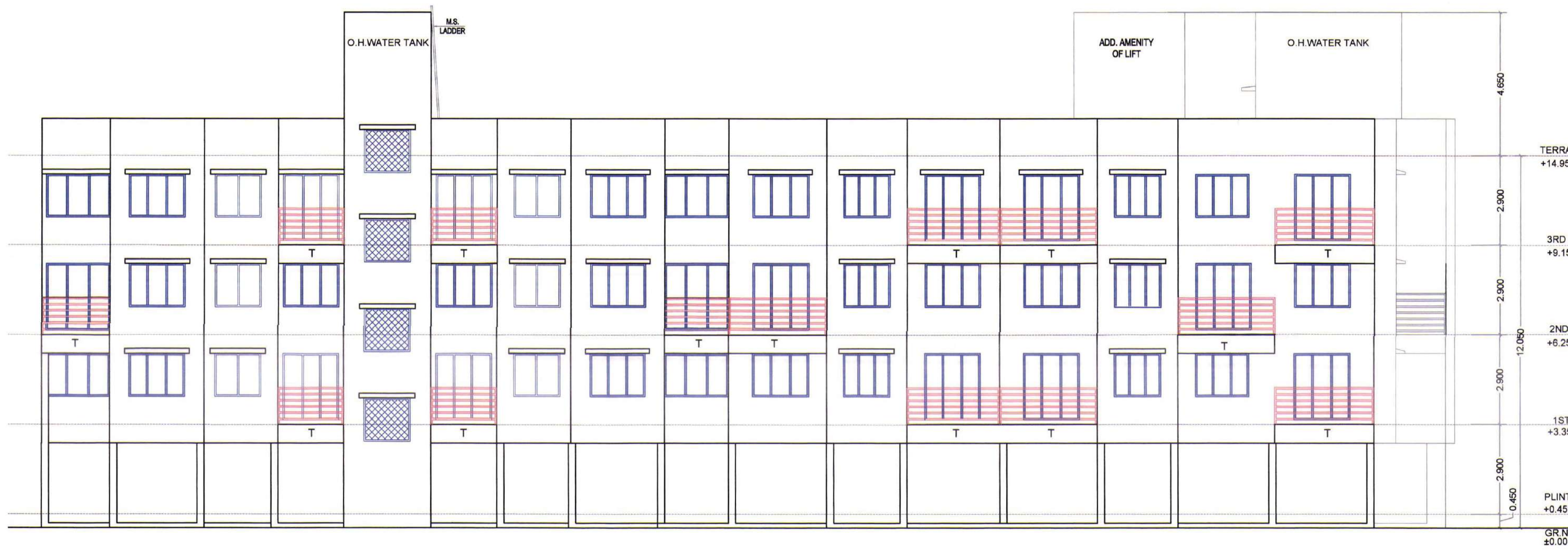


FRONT ELEVATION SCALE = 1 :100

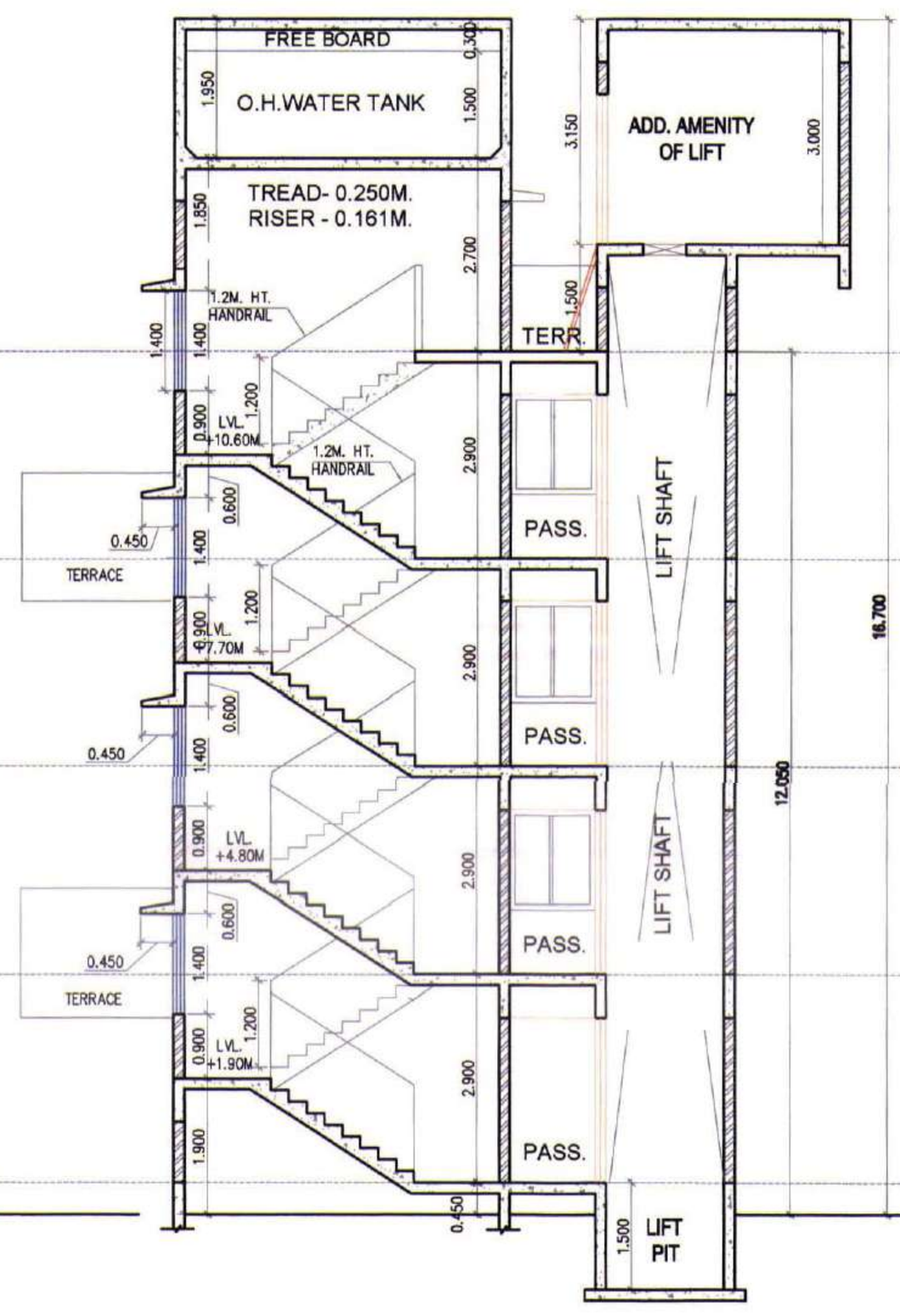


SECTION A-A **SCALE = 1 :100**

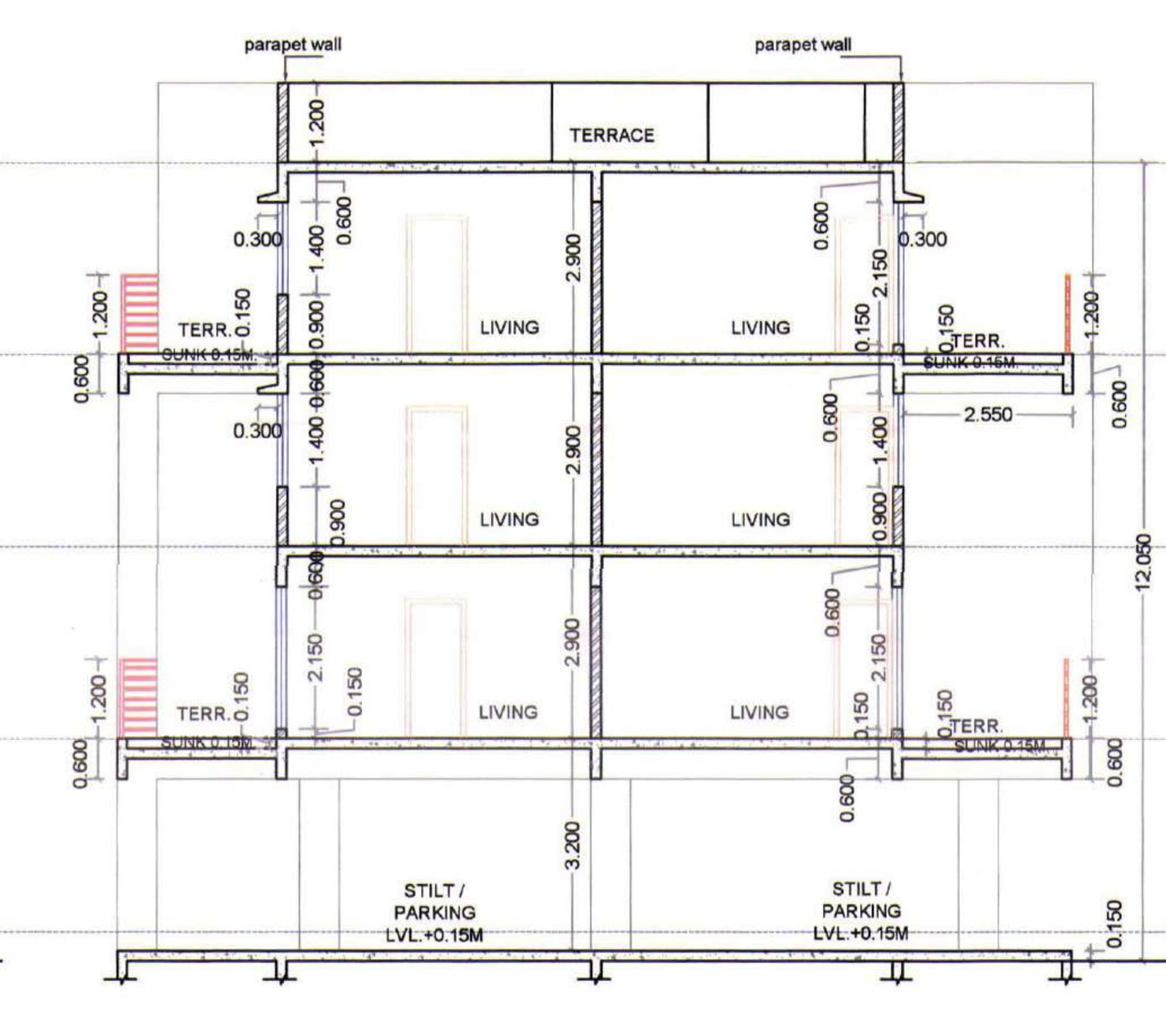


SECTION B-B **SCALE = 1 :100**

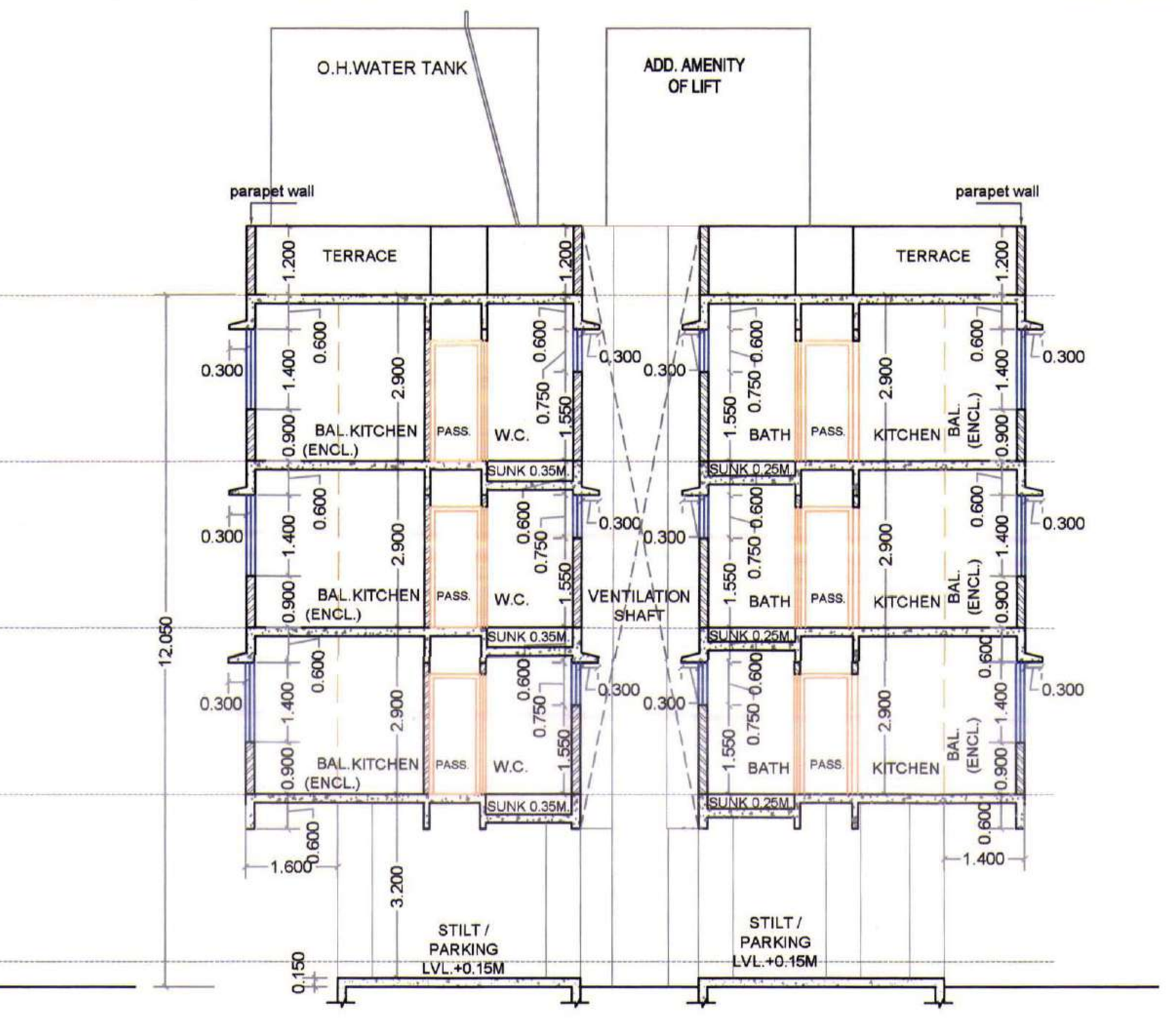


SECTION C-C **SCALE = 1 :100**

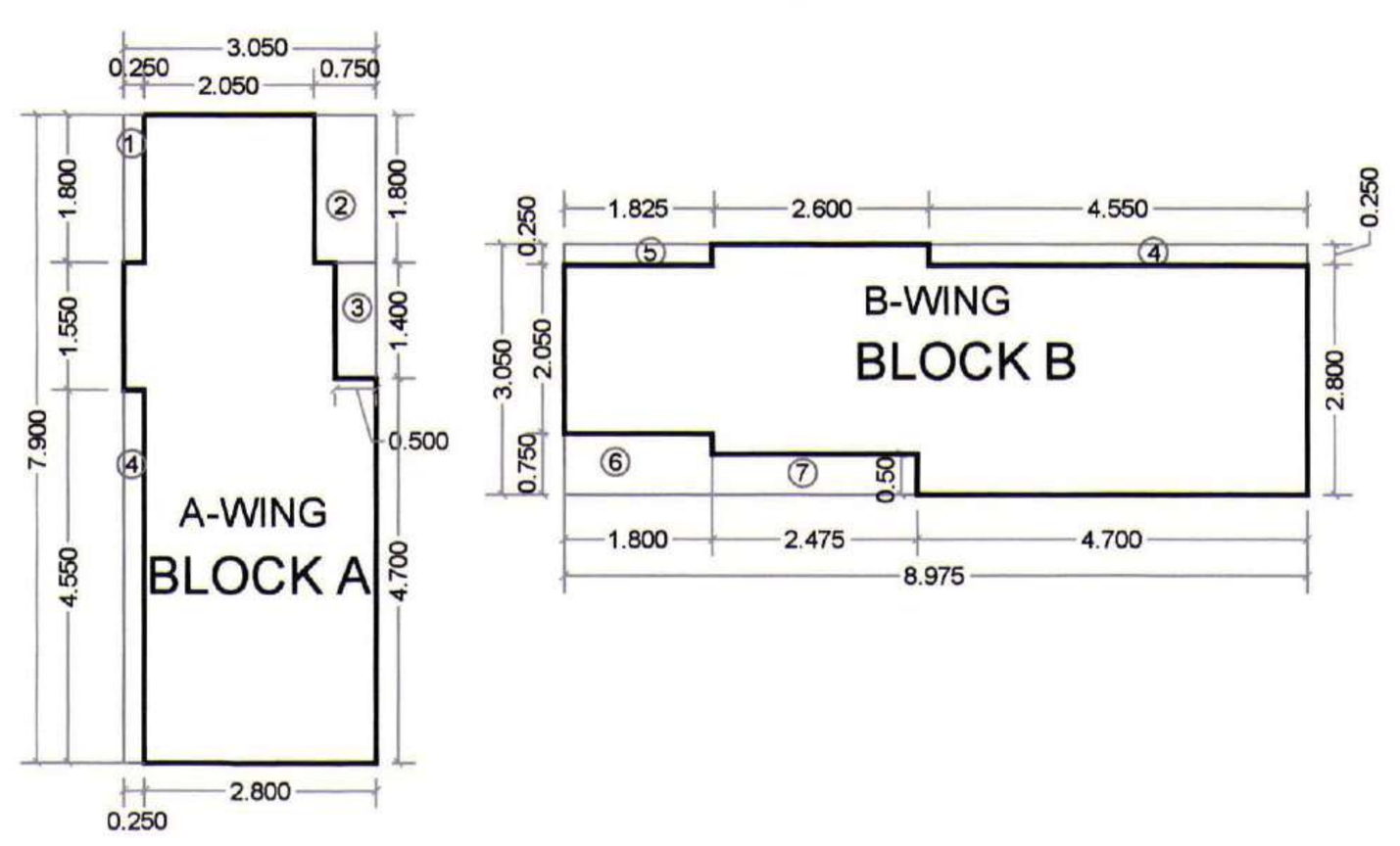


AREA LINE DIAGRAM OF GROUND FLOOR
SCALE = 1 :100

| GROUND FLOOR AREA CALCULATION | | | | | | |
|---|---|---|---|---|---|---|
| Discription | | Length | | Breath | No. | Area in sqm |
| Block A | | 3.050 | X | 7.900 | 1 | 24.095 |
| Block B | | 8.975 | X | 3.050 | 1 | 27.374 |
| (A) | | | | | | 51.469 |
| DEDUCTIONS | | | | | | |
| 1 | X | 0.250 | X | 1.800 | 1 | 0.450 |
| 2 | X | 0.750 | X | 1.800 | 1 | 1.350 |
| 3 | X | 0.500 | X | 1.400 | 1 | 0.700 |
| 4 | X | 0.250 | X | 4.550 | 2 | 2.275 |
| 5 | X | 1.825 | X | 0.250 | 1 | 0.456 |
| 6 | X | 1.800 | X | 0.750 | 1 | 1.350 |
| 7 | X | 2.475 | X | 0.500 | 1 | 1.238 |
| (B) | TOTAL | | | | | 7.819 |
| GROUND FLOOR B/UP AREA | | | | | | 43.650 |

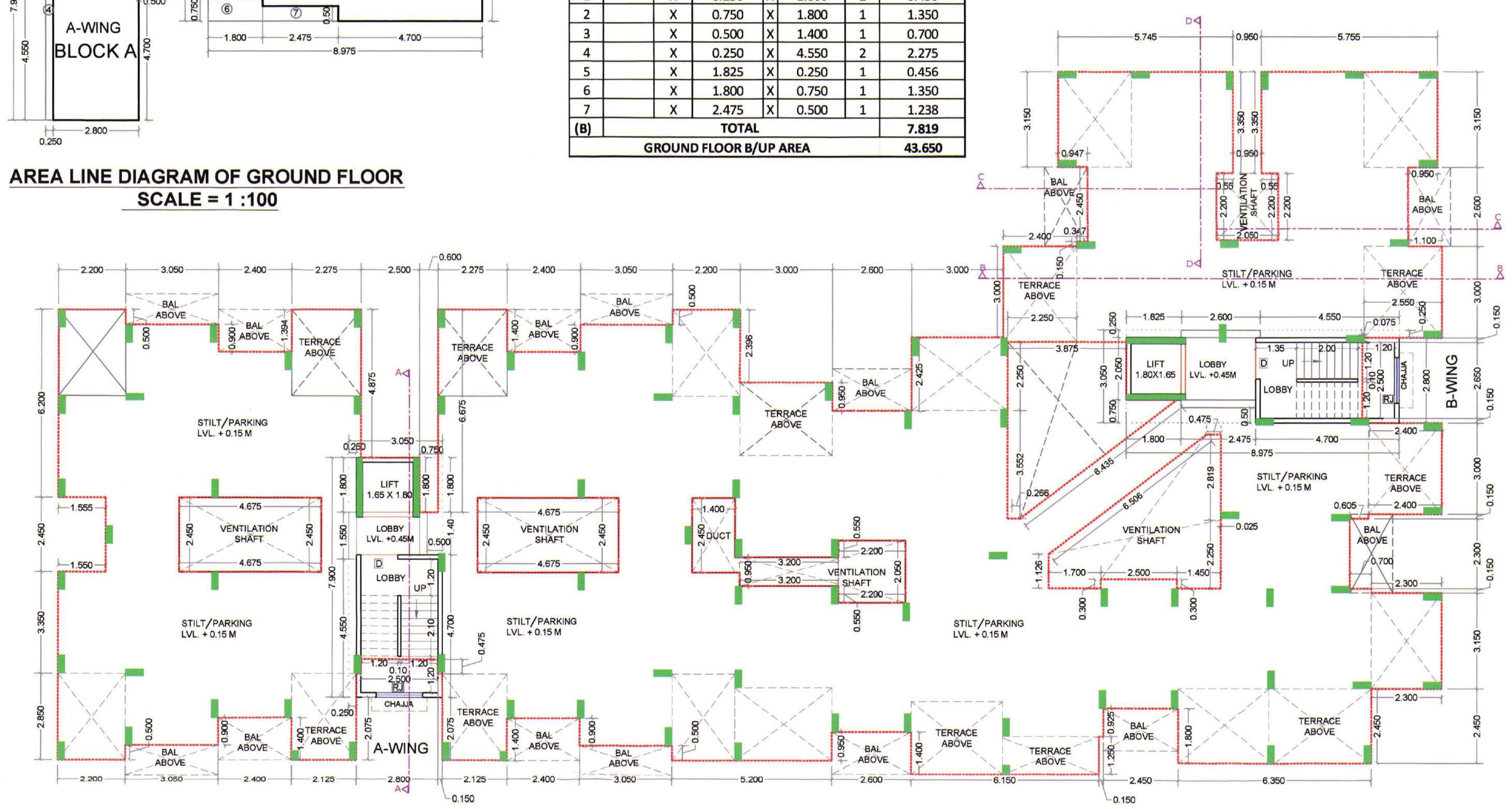


GROUND FLOOR PLAN SCALE = 1 :100

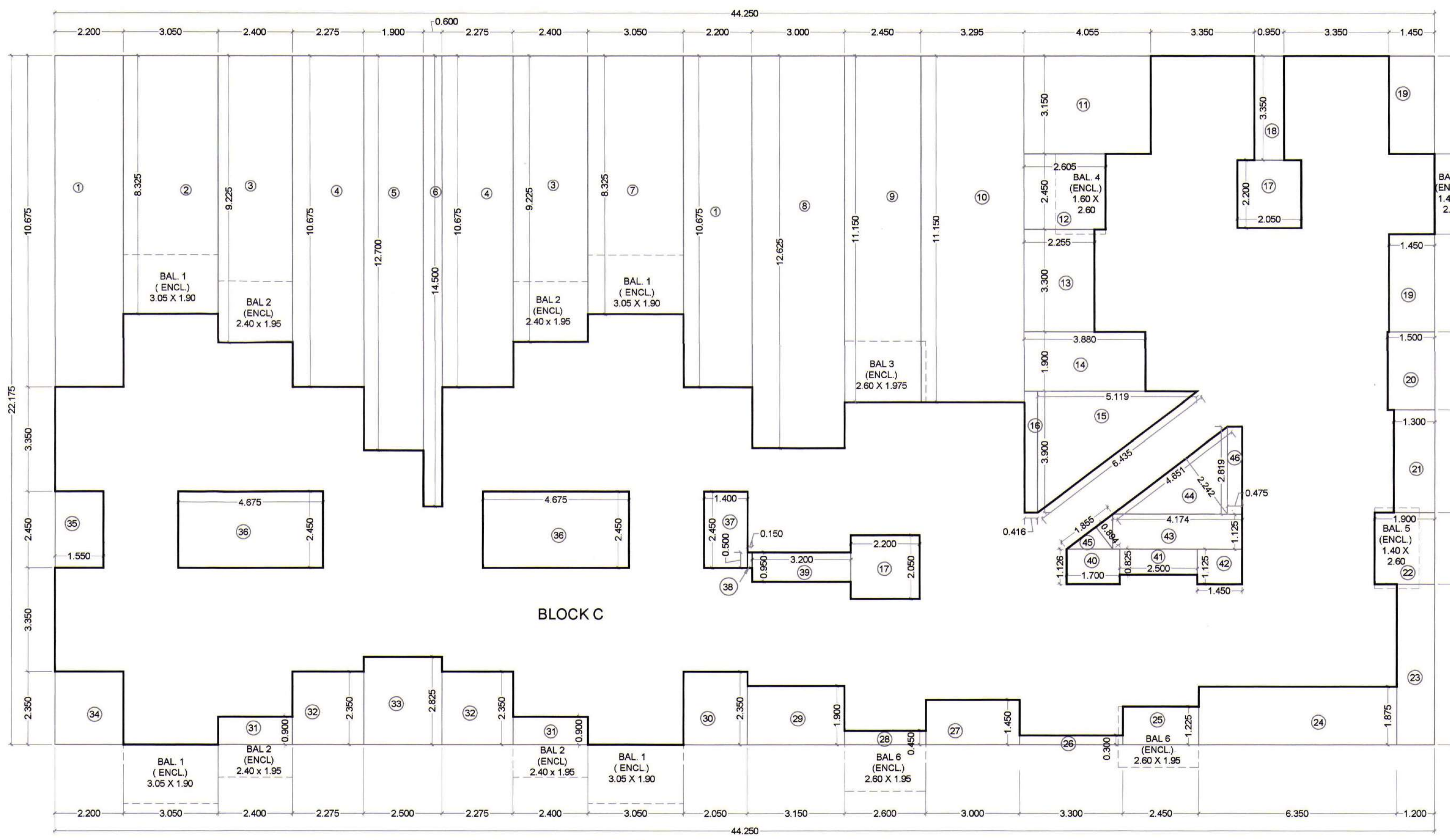


AREA LINE DIAGRAM OF 1ST TO 3RD FLOOR SCALE = 1 :100

| 1st to 3rd FLOOR AREA CALCULATION | | | | | | | |
|---|---|---|---|---|---|---|---|
| Discription | | | Length | | Breath | No. | Area in sqm |
| Block C | | | 44.250 | X | 22.175 | 1 | 981.244 |
| (A) | | | | | | | 981.244 |
| DEDUCTIONS | | | | | | | |
| 1 | | X | 2.200 | X | 10.675 | 2 | 46.970 |
| 2 | | X | 3.050 | X | 8.325 | 1 | 25.391 |
| 3 | | X | 2.400 | X | 9.225 | 2 | 44.280 |
| 4 | | X | 2.275 | X | 10.675 | 2 | 48.571 |
| 5 | | X | 1.900 | X | 12.700 | 1 | 24.130 |
| 6 | | X | 0.600 | X | 14.500 | 1 | 8.700 |
| 7 | | X | 3.050 | X | 8.325 | 1 | 25.391 |
| 8 | | X | 3.000 | X | 12.625 | 1 | 37.875 |
| 9 | | X | 2.450 | X | 11.150 | 1 | 27.318 |
| 10 | | X | 3.295 | X | 11.150 | 1 | 36.739 |
| 11 | | X | 4.055 | X | 3.150 | 1 | 12.773 |
| 12 | | X | 2.605 | X | 2.450 | 1 | 6.382 |
| 13 | | X | 2.255 | X | 3.300 | 1 | 7.442 |
| 14 | | X | 3.880 | X | 1.900 | 1 | 7.372 |
| 15 | 0.5 | X | 5.119 | X | 3.900 | 1 | 9.982 |
| 16 | | X | 0.416 | X | 3.900 | 1 | 1.622 |
| 17 | | X | 2.050 | X | 2.200 | 2 | 9.020 |
| 18 | | X | 0.950 | X | 3.350 | 1 | 3.183 |
| 19 | | X | 1.450 | X | 3.150 | 2 | 9.135 |
| 20 | | X | 1.500 | X | 2.500 | 1 | 3.750 |
| 21 | | X | 1.300 | X | 3.300 | 1 | 4.290 |
| 22 | | X | 1.900 | X | 2.300 | 1 | 4.370 |
| 23 | | X | 1.200 | X | 5.175 | 1 | 6.210 |
| 24 | | X | 6.350 | X | 1.875 | 1 | 11.906 |
| 25 | | X | 2.450 | X | 1.225 | 1 | 3.001 |
| 26 | | X | 3.300 | X | 0.300 | 1 | 0.990 |
| 27 | | X | 3.000 | X | 1.450 | 1 | 4.350 |
| 28 | | X | 2.600 | X | 0.450 | 1 | 1.170 |
| 29 | | X | 3.150 | X | 1.900 | 1 | 5.985 |
| 30 | | X | 2.050 | X | 2.350 | 1 | 4.818 |
| 31 | | X | 2.400 | X | 0.900 | 2 | 4.320 |
| 32 | | X | 2.275 | X | 2.350 | 2 | 10.693 |
| 33 | | X | 2.500 | X | 2.825 | 1 | 7.063 |
| 34 | | X | 2.200 | X | 2.350 | 1 | 5.170 |
| 35 | | X | 1.550 | X | 2.450 | 1 | 3.798 |
| 36 | | X | 4.675 | X | 2.450 | 2 | 22.908 |
| 37 | | X | 1.400 | X | 2.450 | 1 | 3.430 |
| 38 | | | 0.150 | X | 0.500 | 1 | 0.075 |
| 39 | | X | 3.200 | X | 0.950 | 1 | 3.040 |
| 40 | | X | 1.700 | X | 1.126 | 1 | 1.914 |
| 41 | | X | 2.500 | X | 0.825 | 1 | 2.063 |
| 42 | | X | 1.450 | X | 1.125 | 1 | 1.631 |
| 43 | | X | 4.174 | X | 1.125 | 1 | 4.696 |
| 44 | 0.5 | X | 4.651 | X | 2.242 | 1 | 5.214 |
| 45 | 0.5 | X | 1.855 | X | 0.894 | 1 | 0.829 |
| 46 | | X | 0.475 | X | 2.819 | 1 | 1.339 |
| (B) | | | TOTAL | | | | 521.297 |
| Gross Area (A-B) | | | 981.244 | - | 521.297 | | 459.947 |
| Prop. Net Area on 1st Floor | | | | | | | 459.947 |
| PERMISSIBLE BALCONY (459.947X 15%) | | | | | | | 68.992 |
| PROPOSED BALCONY AREA | | | | | | | |
| TYPE OF BAL | | | Length | | Breath | Nos. | |
| Bal.1( ENCL) | | | 3.050 | X | 1.900 | 4 | 23.180 |
| Bal.2( ENCL) | | | 2.400 | X | 1.950 | 4 | 18.720 |
| Bal.3( ENCL) | | | 2.600 | X | 1.975 | 1 | 5.135 |
| Bal.4( ENCL) | | | 1.600 | X | 2.600 | 1 | 4.160 |
| Bal.5( ENCL) | | | 1.400 | X | 2.600 | 2 | 7.280 |
| Bal.6( ENCL) | | | 2.600 | X | 1.950 | 2 | 10.140 |
| TOTAL | | | | | | 14 | 68.615 |
| Proposed balcony area on 1st floor | | | | | | | 68.615 |

| Terrace Area Statement ( 1st & 3rd Floor ) | | | | | |
|---|---|---|---|---|---|
| PERM.TERRACE | 459.947 X 20 / 100 | | | | 91.989 |
| TERR.-1 | 2.275 | X | 2.850 | 2 | 12.968 |
| TERR.-2 | 3.000 | X | 2.400 | 2 | 14.400 |
| TERR.-3 | 2.400 | X | 3.150 | 1 | 7.560 |
| TERR.-4 | 2.550 | X | 3.000 | 1 | 7.650 |
| TERR.-5 | 2.400 | X | 3.000 | 1 | 7.200 |
| TERR.-6 | 3.350 | X | 2.450 | 1 | 8.208 |
| TERR.-7 | 3.150 | X | 1.250 | 1 | 3.938 |
| TERR.-8 | 2.125 | X | 2.850 | 2 | 12.113 |
| TOTAL | | | | | 74.035 |
| Terrace Area Statement ( 2nd Floor ) | | | | | |
| PERM.TERRACE | 459.947 X 20 / 100 | | | | 91.989 |
| TERR.-1 | 2.200 | X | 2.850 | 3 | 18.810 |
| TERR.-2 | 3.150 | X | 2.400 | 2 | 15.120 |
| TERR.-3 | 2.400 | X | 3.150 | 2 | 15.120 |
| TERR.-4 | 2.300 | X | 3.150 | 1 | 7.245 |
| TERR.-5 | 3.150 | X | 2.450 | 1 | 7.718 |
| TERR.-6 | 2.050 | X | 2.850 | 1 | 5.843 |
| TOTAL | | | | | 69.855 |

| TENEMENT AREA STATEMENT | | | | | | |
|---|---|---|---|---|---|---|
| Flat/Shop No. | Carpet Area IN SQM. | BALCONY AREA ( ENCL.) | BALCONY AREA PROJECTED | PROPOSED TERRACE | C.B. AREA | B/U Area |
| A-WING | | | | | | |
| 101, 301 | 42.481 | 10.475 | - | 6.056 | - | 47.649 |
| 102, 302 | 42.481 | 10.475 | - | 6.484 | - | 47.649 |
| 103, 303 | 42.481 | 10.475 | - | 6.484 | - | 47.544 |
| 104, 304 | 42.481 | 10.475 | - | 6.056 | - | 47.431 |
| 201 | 42.481 | 10.475 | - | 6.270 | - | 47.649 |
| 202 | 42.481 | 10.475 | - | 6.270 | - | 47.649 |
| 203 | 42.481 | 10.475 | - | 6.270 | - | 47.544 |
| 204 | 42.481 | 10.475 | - | 5.842 | - | 47.431 |
| B-WING | | | | | | |
| 101, 301 | 32.570 | 3.640 | - | 15.408 | 1.080 | 36.708 |
| 102, 302 | 32.494 | 5.070 | - | 3.937 | 1.418 | 36.263 |
| 103, 303 | 32.646 | 5.070 | - | 7.200 | - | 36.646 |
| 104, 304 | 32.627 | 5.070 | - | 7.200 | 1.080 | 36.814 |
| 105, 305 | 32.646 | 4.160 | - | 7.560 | 1.811 | 36.928 |
| 106, 306 | 32.189 | 3.640 | - | 7.650 | 1.080 | 36.728 |
| 201 | 32.570 | 3.640 | - | 7.245 | 1.080 | 36.708 |
| 202 | 32.494 | 5.070 | - | 7.840 | 1.418 | 36.263 |
| 203 | 32.646 | 5.070 | - | 7.560 | - | 36.646 |
| 204 | 32.627 | 5.070 | - | 7.560 | 1.080 | 36.814 |
| 205 | 32.646 | 4.160 | | 7.560 | 1.811 | 36.928 |
| 206 | 32.189 | 3.640 | | 7.560 | 1.080 | 36.728 |

| BUILT UP AREA STATEMENT ( TOTAL WING A+B) | |
|---|---|
| FLOORS | B.U.AREA |
| GR. FLOOR | 43.650 |
| 1st FLOOR | 459.947 |
| 2nd FLOOR | 459.947 |
| 3rd FLOOR | 459.947 |
| TOTAL | 1423.491 |

| C.B. Area Statement ( 1st TO 3rd Floor ) | | | | | |
|---|---|---|---|---|---|
| C.B.-1 | 0.450 | X | 2.400 | 2 | 2.160 |
| C.B.-2 | 1.700 | X | 0.450 | 1 | 0.765 |
| C.B.-3 | 1.450 | X | 0.450 | 1 | 0.653 |
| C.B.-4 | 1.625 | X | 0.450 | 1 | 0.731 |
| C.B.-5 | 0.450 | X | 2.400 | 2 | 2.160 |
| TOTAL | | | | 7 | 6.469 |
| TOTAL C.B. 1ST TO 3RD FLOOR | | | | 21 | 19.406 |

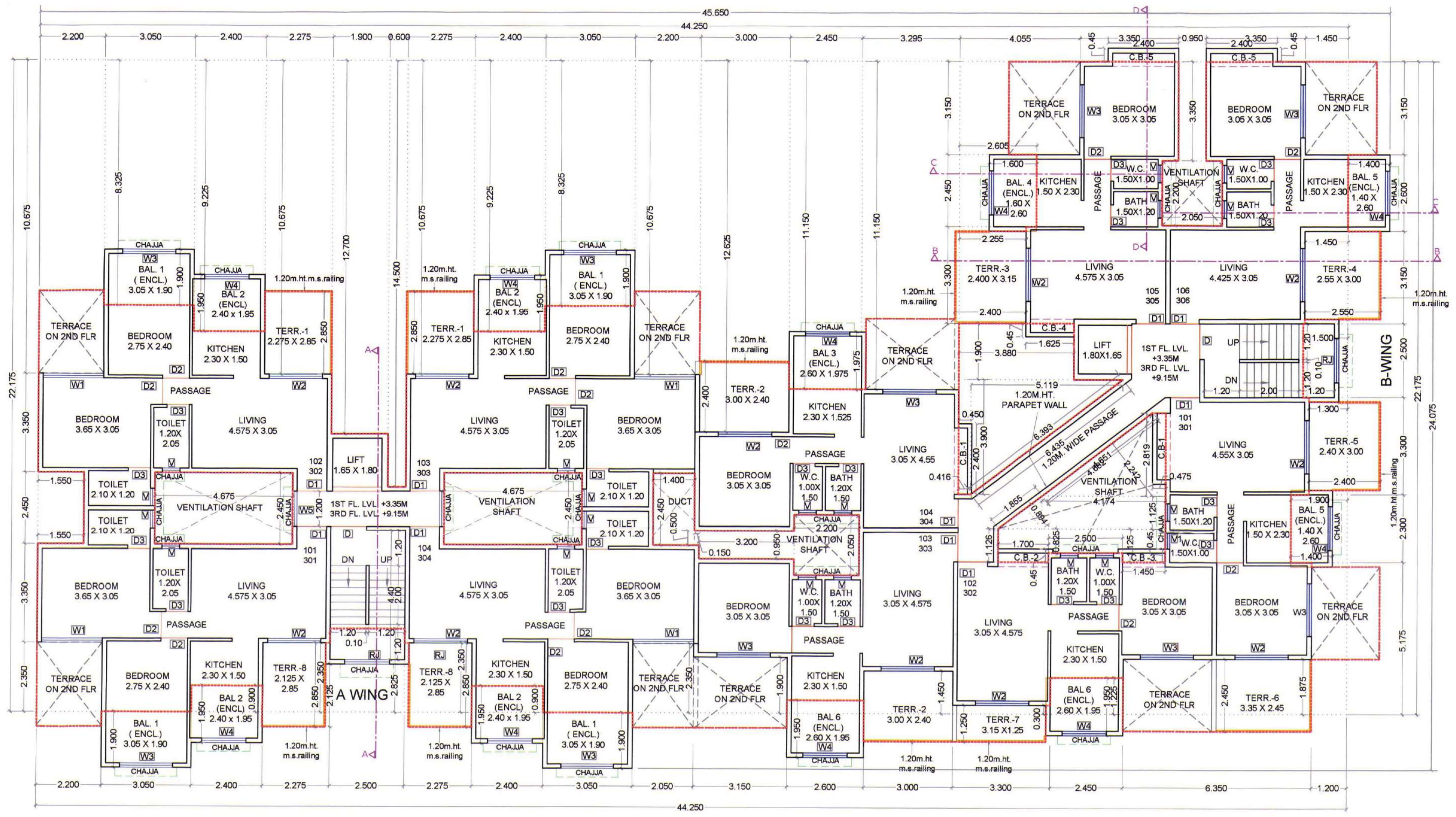


1ST & 3RD FLOOR PLAN SCALE = 1 :100

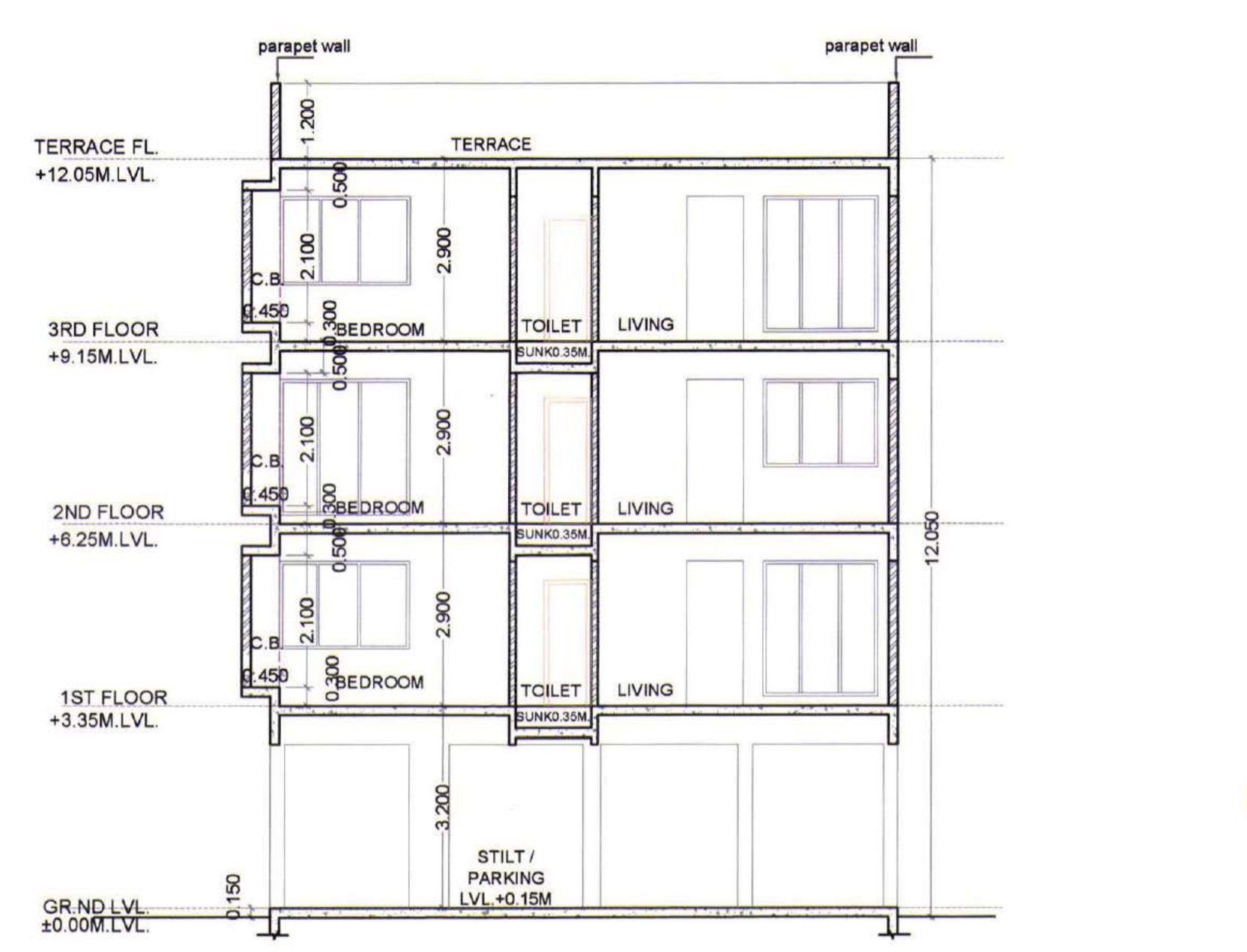


C.B. THRU SECTION D-D
**SCALE = 1 :100**

STAMP OF APPROVAL 3/16

DEVELOPMENT PERMISSION GRANTED
Subject to the conditions mentioned in this office's letter No.:
CIDCO/NAINA/Panvel/Shirdhon/BP-5/CC/2015/2225
Dated 27 NOV 2015
Associate Planner (NAINA)

| Sr. No. | Item | Site Plan on whitePrint | Building Plan on White Print |
|---|---|---|---|
| 1 | Plot Line | | |
| 2 | Existing Street | | |
| 3 | Future Street | | |
| 4 | Permisible Building line | | |
| 5 | Marginal Open Spaces | No colour | |
| 6 | Drainage & Sewerage Work | | |
| 7 | Water Supply Work | | |
| 8 | RWH Line | | |

| TOTAL UNITS | |
|---|---|
| RESIDENTIAL | 30 |

| SPECIFICATIONS | |
|---|---|
| External wall thk | 0.15M |
| Internal wall thk | 0.10M |

SCHEDULE OF DOORS & WINDOWS

| TYPE | SIZE IN MM | AREA IN SQM | DISCREPTION |
|---|---|---|---|
| D | 1.2 X 2.10 | 2.520 | T.w Panel door |
| D1 | 1.0 X 2.10 | 2.100 | T.w Panel door |
| D2 | 0.9 X 2.10 | 1.890 | T.w Panel door |
| D3 | 0.75 X 2.10 | 1.575 | T.w Panel door |
| W | 2.05 X 2.15 | 4.408 | Al.Sliding French window |
| W1 | 2.05 X 1.40 | 2.870 | Al.Sliding French window |
| W2 | 1.80 X 2.15 | 3.870 | Al.Sliding French window |
| W3 | 1.80 X 1.40 | 2.520 | Al.Sliding French window |
| W4 | 1.50 X 1.40 | 2.100 | Al.Sliding French window |
| W5 | 1.20 X 1.40 | 1.680 | Al.Sliding French window |
| V | 0.60 X 0.75 | 0.450 | Al.Louverd Window |
| V1 | 0.550 X0.75 | 0.412 | Al.Louverd Window |
| RJ | 1.80 X 1.40 | 2.520 | RCC JALI |

LIGHT & VENTILATION STATMENT :-

| Room | Carpet Area sqm | Reqd. Area in m. | Type | Area sqm. |
|---|---|---|---|---|
| LIVING | 13.954 | 2.326 | W2<br>W3 | 3.870<br>2.520 |
| M.BED | 11.133 | 1.855 | W<br>W1 | 4.408<br>2.870 |
| BED | 9.302 | 1.550 | W2<br>W3 | 3.870<br>2.520 |
| KITCHEN | 7.705 | 1.284 | W4 | 2.100 |
| TOILET | 2.520 | 0.420 | V | 0.450 |
| BATH | 1.800 | 0.300 | V | 0.450 |
| W.C. | 1.500 | 0.250 | V<br>V1 | 0.450<br>0.412 |

NOTE:- ALL DIMENSIONS ARE IN METER.

SHEET CONTENT :-
STILT/GROUND FLOOR PLAN,1ST & 3RD FLOOR PLAN, TERRACE AREA STATEMENT, C.B.AREA STATEMENT, TENEMENT AREA STATEMENT, BUA AREA STATEMENT, AREA LINE DIAGRAM & AREA CALCULATION, SECTION - AA, SECTION BB SECTION CC, SECTION DD & FRONT ELEVATION, SCHEDULE OF DOORS & WINDOWS, LIGHT & VENTILATION STATEMENT.

DESCRIPTION OF PROPOSAL & PROPERTY

PROPOSED RESIDENTIAL COMPLEX ON OLD SURVEY NO. 154/1 (NEW S. NO.399/132, 399/133, 399/134, 399/135, 399/136, 399/137, 399/147, 399/148, 399/148A, 399/170 & 399/171.) 162/3 & 154/3, AT VILLAGE -SHIRDON, TALUKA - PANVEL, DISTRICT - RAIGAD.

| NAME & SIGN OF OWNER. | SIGNATURE OF ARCHITECT. |
|---|---|
| For SAI PROVISO DEVELOPERS<br>FOR<br>Sai Proviso Developers<br>( Mr. Sanjay Gawande ) Partner<br>For PROVISO BUILDERS AND DEVELOPERS<br>FOR<br>Proviso Builders and Developers Partner<br>( Mr. Kashish Gupta ) | RAJESH R. C. ARCHITECT<br>1-13, MAHAVIR CENTRE,<br>SECTOR - 17, VASHI,<br>NAVI MUMBAI - 400 705.<br>Ar. RAJESH R . C .<br>NAME OF ARCHITECT. |

| NORTH | DRG. No. | |
|---|---|---|
| | SCALE | 1:100 |
| | JOB. No. | - |
| | DRN BY | PRABHAKAR |
| | CHD BY | AJ |
| | DATE | 27/11/2015 |

RAJESH R.C.
1/13, MAHAVIR CENTRE, SECTOR NO :-17, VASHI, NAVI MUMBAI.
TEL:-2789 2629 / 25

# BUILDING NO. - 1

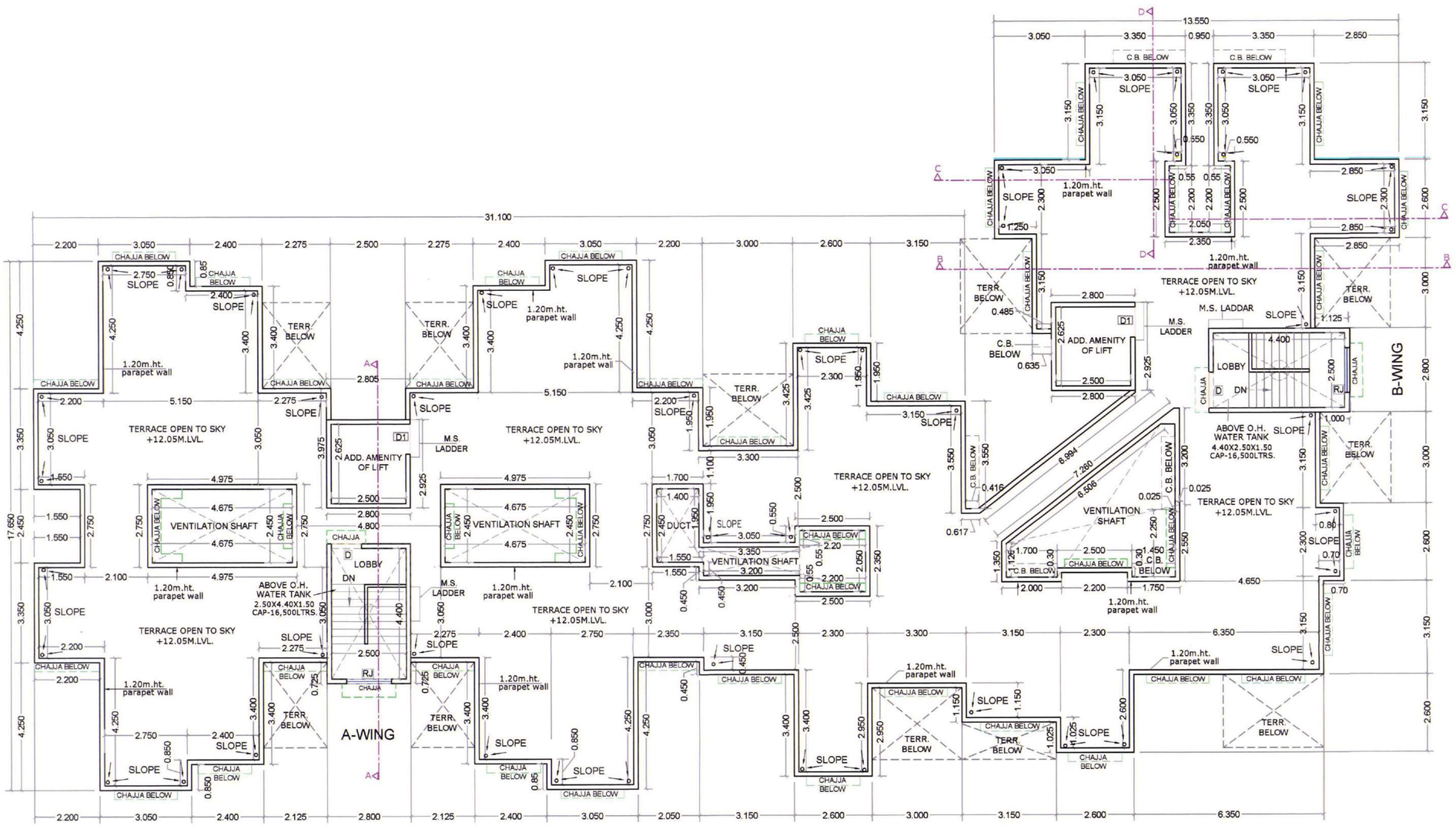


## TERRACE FLOOR PLAN SCALE = 1 :100

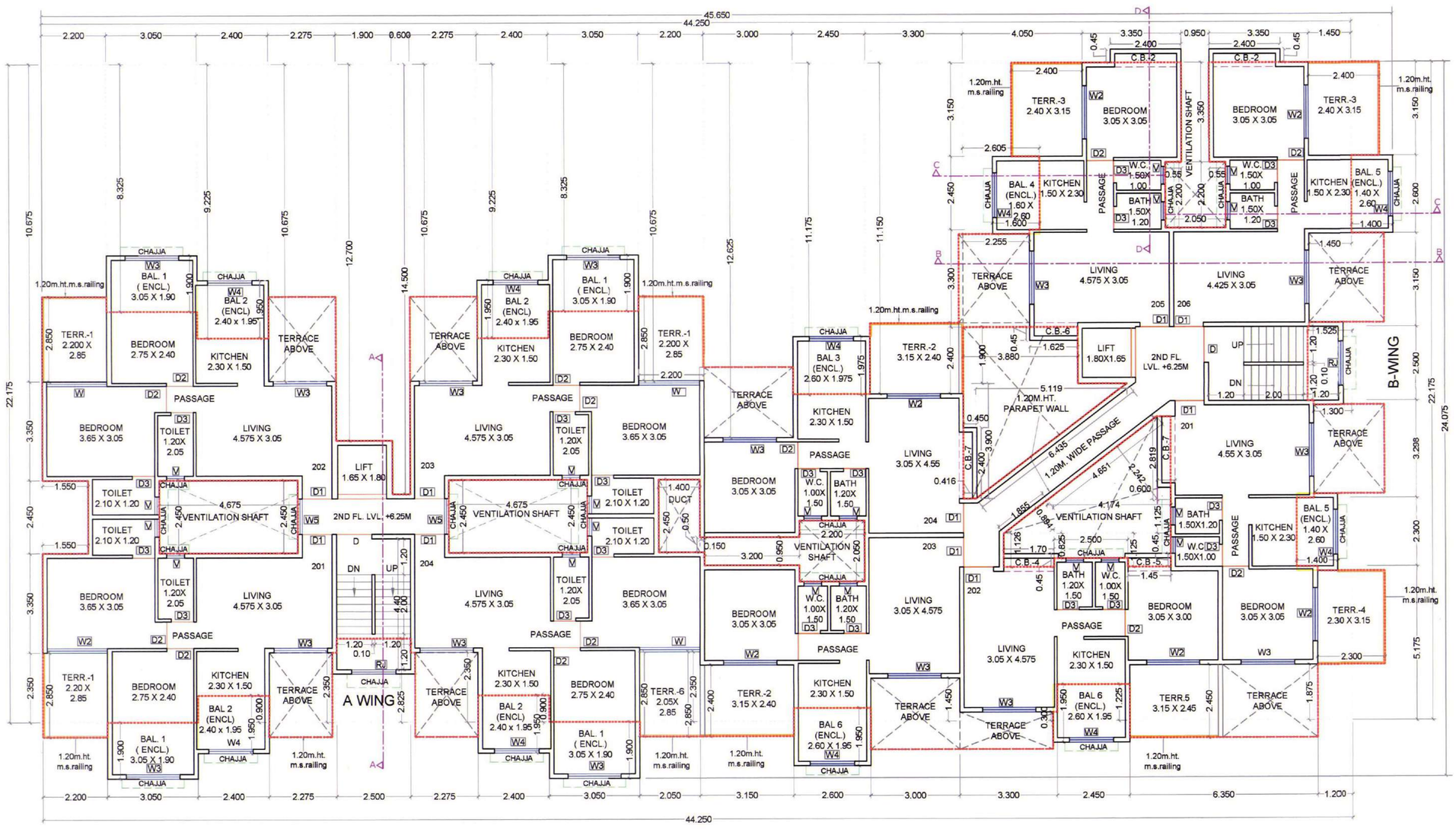


## 2ND FLOOR PLAN SCALE = 1 :100

| STAMP OF APPROVAL | 4/16 |
|---|---|

DEVELOPMENT PERMISSION GRANTED
Subject to the conditions mentioned in this office's letter No.:
CIDCO/NAINA/Panvel/Shirdhon/BP-5/cc/2015/2225
Dated 27 NOV 2015
Associate Planner (NAINA)

| Sr. No. | Item | Site Plan on whitePrint | Building Plan on White Print |
|---|---|---|---|
| 1 | Plot Line | | |
| 2 | Existing Street | | |
| 3 | Future Street | | |
| 4 | Permisible Building line | | |
| 5 | Marginal Open Spaces | No colour | |
| 6 | Drainage & Sewerage Work | | |
| 7 | Water Supply Work | | |
| 8 | RWH Line | | |

| TOTAL UNITS | |
|---|---|
| RESIDENTIAL | 30 |

| SPECIFICATIONS | |
|---|---|
| External wall thk | 0.15M |
| Internal wall thk | 0.10M |

SCHEDULE OF DOORS & WINDOWS

| TYPE | SIZE IN MM | AREA IN SQM | DISCREPTION |
|---|---|---|---|
| D | 1.2 X 2.10 | 2.520 | T.w Panel door |
| D1 | 1.0 X 2.10 | 2.100 | T.w Panel door |
| D2 | 0.9 X 2.10 | 1.890 | T.w Panel door |
| D3 | 0.75 X 2.10 | 1.575 | T.w Panel door |
| W | 2.05 X 2.15 | 4.408 | Al.Sliding French window |
| W1 | 2.05 X 1.40 | 2.870 | Al.Sliding French window |
| W2 | 1.80 X 2.15 | 3.870 | Al.Sliding French window |
| W3 | 1.80 X 1.40 | 2.520 | Al.Sliding French window |
| W4 | 1.50 X 1.40 | 2.100 | Al.Sliding French window |
| W5 | 1.20 X 1.40 | 1.680 | Al.Sliding French window |
| V | 0.60 X 0.75 | 0.450 | Al.Louverd Window |
| V1 | 0.550 X0.75 | 0.412 | Al.Louverd Window |
| RJ | 1.80 X 1.40 | 2.520 | RCC JALI |

LIGHT & VENTILATION STATMENT :-

| Room | Carpet Area sqm | Reqd. Area in m. | Type | Area sqm. |
|---|---|---|---|---|
| LIVING | 13.954 | 2.326 | W2 | 3.870 |
| | | | W3 | 2.520 |
| M.BED | 11.133 | 1.855 | W | 4.408 |
| | | | W1 | 2.870 |
| BED | 9.302 | 1.550 | W2 | 3.870 |
| | | | W3 | 2.520 |
| KITCHEN | 7.705 | 1.284 | W4 | 2.100 |
| TOILET | 2.520 | 0.420 | V | 0.450 |
| BATH | 1.800 | 0.300 | V | 0.450 |
| W.C. | 1.500 | 0.250 | V | 0.450 |
| | | | V1 | 0.412 |

NOTE:- ALL DIMENSIONS ARE IN METER.

SHEET CONTENT :-
SECOND FLOOR PLAN & TERRACE FLOOR PLAN, SCHEDULE OF DOORS & WINDOWS, LIGHT & VENTILATION STATEMENT.

DESCRIPTION OF PROPOSAL & PROPERTY

PROPOSED RESIDENTIAL COMPLEX ON OLD SURVEY NO. 154/1 (NEW S. NO.399/132, 399/133, 399/134, 399/135, 399/136, 399/137, 399/147, 399/148, 399/148A, 399/170 & 399/171.) 162/3 & 154/3, AT VILLAGE -SHIRDON, TALUKA - PANVEL, DISTRICT - RAIGAD.

NAME & SIGN OF OWNER.

For SAI PROVISO DEVELOPERS
FOR
Sai Proviso Developers
( Mr. Sanjay Gawande ) Partner

For PROVISO BUILDERS AND DEVELOPERS
FOR
Proviso Builders and Developers
( Mr. Kashish Gupta ) Partner

SIGNATURE OF ARCHITECT.

RAJESH R. C. ARCHITECT
1-13, MAHAVIR CENTRE,
SECTOR - 17, VASHI,
NAVI MUMBAI - 400 705.
AR. RAJESH R C.

NAME OF ARCHITECT.

| NORTH | DRG. No. | |
|---|---|---|
| | SCALE | 1:100 |
| | JOB. No. | - |
| | DRN BY | PRABHAKAR |
| | CHD BY | AJ |
| | DATE | 26/11/2015 |

RAJESH R.C.
1/13, MAHAVIR CENTRE,
SECTOR NO :-17, VASHI,
NAVI MUMBAI.
TEL:-2789 2629 / 25

# BUILDING NO - 2 & 3

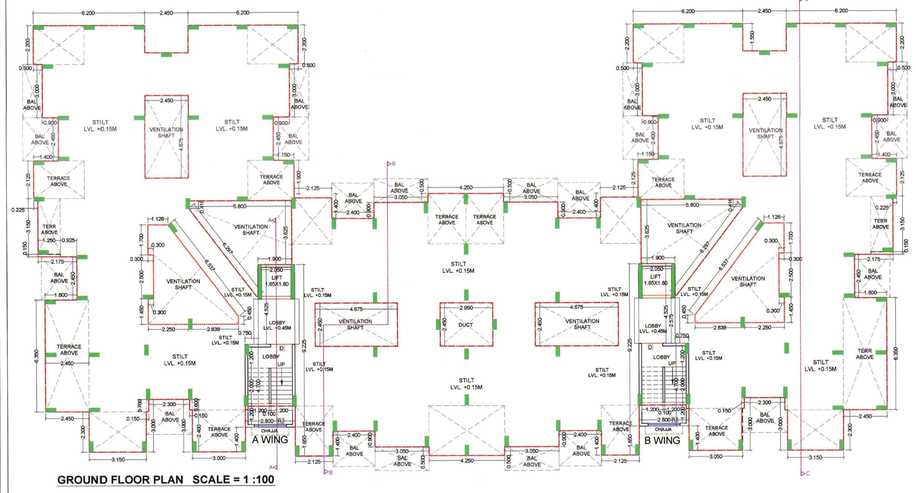


GROUND FLOOR PLAN SCALE = 1 :100

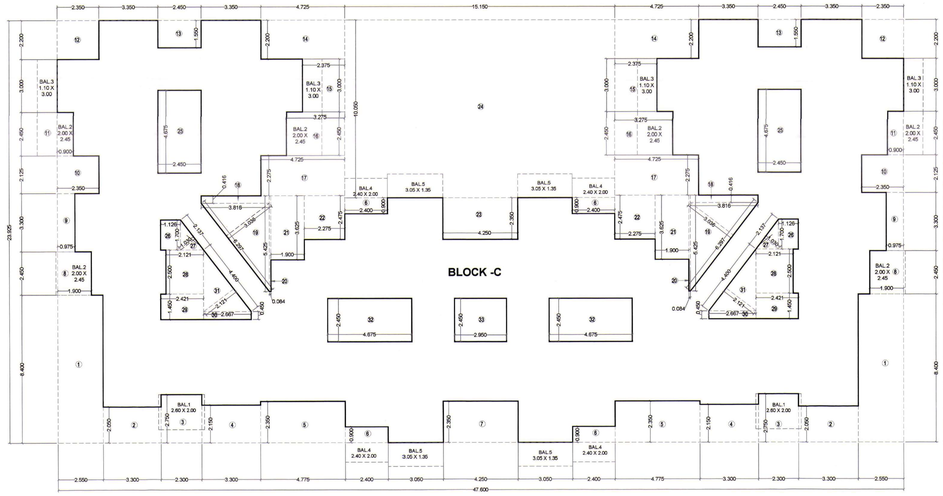


AREA LINE DIAGRAM OF 1ST TO 3RD FLOOR SCALE = 1:100

**TENEMENT AREA STATEMENT**

| Flat/No. | Carpet Area IN SQM. | BALCONY AREA (ENCL.) | BALCONY AREA PROJECTED | BALCONY AREA TERRACE | C.B Area | B/U Area |
|---|---|---|---|---|---|---|
| **WING - A** | | | | | | |
| 101, 301 | 32.570 | 5.200 | - | 15.408 | 1.080 | 36.708 |
| 102, 302 | 32.494 | 4.900 | - | 3.937 | 1.418 | 36.280 |
| 103, 303 | 42.006 | 8.200 | - | 6.056 | 0.698 | 46.724 |
| 104, 304 | 42.006 | 8.200 | - | 5.915 | 1.778 | 46.986 |
| 105, 305 | 42.051 | 8.917 | - | 6.056 | 0.518 | 46.780 |
| 106, 306 | 42.262 | 8.917 | - | 6.056 | | 46.994 |
| 201, | 32.570 | 5.200 | - | 7.245 | 1.080 | 36.708 |
| 202 | 32.494 | 4.900 | - | 7.717 | 1.418 | 36.280 |
| 203 | 42.006 | 8.200 | - | 6.270 | 0.698 | 46.724 |
| 204 | 42.006 | 8.200 | - | 6.270 | 1.778 | 46.986 |
| 205 | 42.051 | 8.917 | - | 5.972 | 0.518 | 46.780 |
| 206 | 42.262 | 8.917 | - | 6.056 | | 46.994 |
| **WING - B** | | | | | | |
| 101, 301 | 42.262 | 8.917 | - | 6.056 | | 46.994 |
| 102, 302 | 42.051 | 8.917 | - | 6.056 | 0.518 | 46.780 |
| 103, 303 | 42.006 | 8.200 | - | 5.915 | 1.778 | 46.986 |
| 104, 304 | 42.006 | 8.200 | - | 6.056 | 0.698 | 46.724 |
| 105, 305 | 32.494 | 4.900 | - | 3.937 | 1.417 | 36.280 |
| 106, 306 | 32.570 | 5.200 | - | 15.408 | 1.080 | 36.708 |
| 201, | 42.262 | 8.917 | - | 6.056 | | 46.994 |
| 202 | 42.051 | 8.917 | - | 5.972 | 0.518 | 46.780 |
| 203 | 42.006 | 8.200 | - | 6.270 | 1.778 | 46.986 |
| 204 | 42.006 | 8.200 | - | 6.270 | 0.698 | 46.724 |
| 205 | 32.494 | 4.900 | - | 7.718 | 1.417 | 36.280 |
| 206 | 32.570 | 5.200 | - | 7.245 | 1.080 | 36.708 |

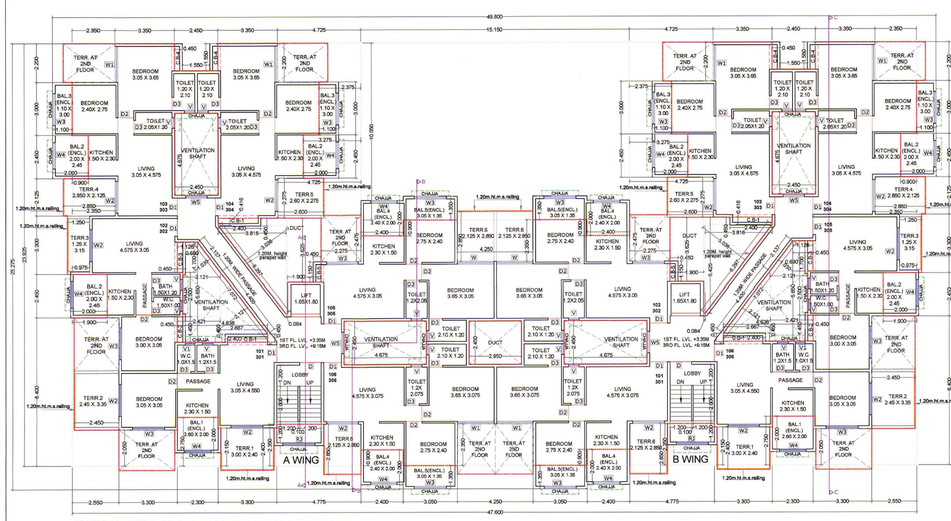


TYPICAL 1ST & 3RD FLOOR PLAN SCALE = 1 :100

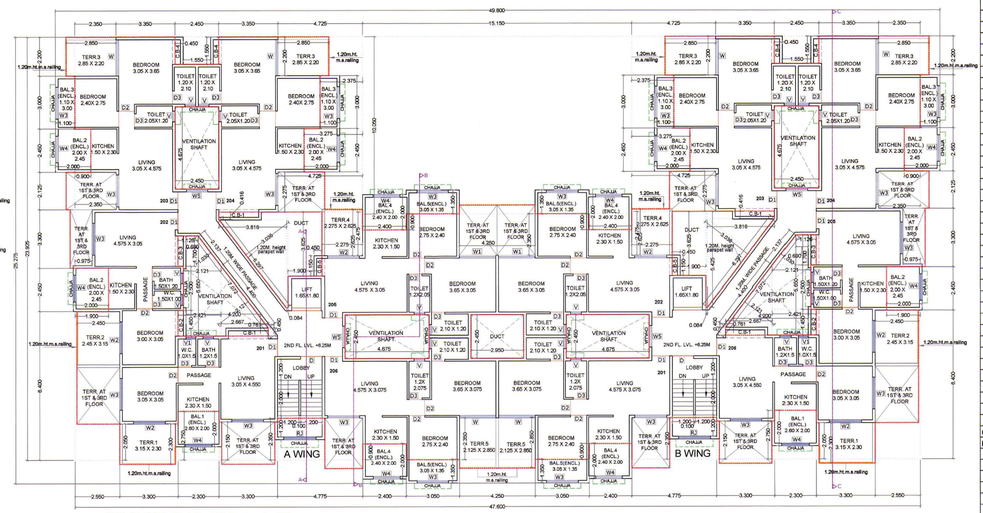


2ND FLOOR PLAN SCALE = 1 :100

**FIRST TO THIRD FLOOR AREA CALCULATION**

| Discription | | Length | | Breath | No. | Area in sqm |
|---|---|---|---|---|---|---|
| Block C | | 47.600 | X | 23.925 | 1 | 1138.830 |
| (A) | | | | | | 1138.830 |
| **DEDUCTIONS** | | | | | | |
| 1 | X | 2.550 | X | 8.400 | 2 | 42.840 |
| 2 | X | 3.300 | X | 2.050 | 2 | 13.530 |
| 3 | X | 2.300 | X | 2.750 | 2 | 12.650 |
| 4 | X | 3.300 | X | 2.150 | 2 | 14.190 |
| 5 | X | 4.775 | X | 2.350 | 2 | 22.443 |
| 6 | X | 2.400 | X | 0.900 | 4 | 8.640 |
| 7 | X | 4.250 | X | 2.350 | 1 | 9.988 |
| 8 | X | 1.900 | X | 2.450 | 2 | 9.310 |
| 9 | X | 0.975 | X | 3.300 | 2 | 6.435 |
| 10 | X | 2.350 | X | 2.125 | 2 | 9.988 |
| 11 | X | 0.900 | X | 2.450 | 2 | 4.410 |
| 12 | X | 2.350 | X | 2.200 | 2 | 10.340 |
| 13 | X | 2.450 | X | 1.550 | 2 | 7.595 |
| 14 | X | 4.725 | X | 2.200 | 2 | 20.790 |
| 15 | X | 2.375 | X | 3.000 | 2 | 14.250 |
| 16 | X | 3.275 | X | 2.450 | 2 | 16.048 |
| 17 | X | 4.725 | X | 2.275 | 2 | 21.499 |
| 18 | X | 3.816 | X | 0.416 | 2 | 3.175 |
| 19 | 0.500 | X | 6.297 | X | 3.036 | 2 | 19.118 |
| 20 | X | 0.084 | X | 5.425 | 2 | 0.911 |
| 21 | X | 1.900 | X | 3.625 | 2 | 13.775 |
| 22 | X | 2.275 | X | 2.475 | 2 | 11.261 |
| 23 | X | 4.250 | X | 2.350 | 1 | 9.988 |
| 24 | X | 15.150 | X | 10.050 | 1 | 152.258 |
| 25 | X | 2.450 | X | 4.675 | 2 | 22.908 |
| 26 | X | 1.126 | X | 1.700 | 2 | 3.828 |
| 27 | 0.500 | X | 2.137 | X | 1.030 | 2 | 2.201 |
| 28 | X | 2.121 | X | 2.500 | 2 | 10.605 |
| 29 | X | 2.421 | X | 1.450 | 2 | 7.021 |
| 30 | X | 2.667 | X | 0.450 | 2 | 2.400 |
| 31 | 0.500 | X | 4.400 | X | 2.121 | 2 | 9.332 |
| 32 | X | 4.675 | X | 2.450 | 2 | 22.908 |
| 33 | X | 2.950 | X | 2.450 | 1 | 7.228 |
| (B) | | TOTAL | | | | 543.860 |
| Gross Area (A-B) | | 1138.830 | - | 543.860 | | 594.970 |
| **Prop. Net Area on 1ST To 3RD Floor** | | | | | | **594.970** |
| PERMISSIBLE BALCONY (594.970 X 15%) | | | | | | 89.246 |
| PROPOSED BALCONY AREA | | | | | | |
| TYPE OF BAL | | Length | | Breath | Nos. | AREA |
| Bal.-1 (ENCL) | | 2.600 | X | 2.000 | 2 | 10.400 |
| Bal.-2 (ENCL) | | 2.000 | X | 2.450 | 6 | 29.400 |
| Bal.-3 (ENCL) | | 1.100 | X | 3.000 | 4 | 13.200 |
| Bal.-4 (ENCL) | | 2.400 | X | 2.000 | 4 | 19.200 |
| Bal.-5 (ENCL) | | 3.050 | X | 1.350 | 4 | 16.470 |
| TOTAL | | | | | 20 | 88.670 |
| PROPOSED BALCONY AREA PER FLOOR | | | | | | 88.670 |
| BALANCE BALCONY AREA | | | | | | 0.576 |

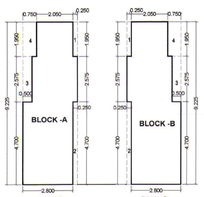


AREA LINE DIAGRAM OF GROUND FLOOR SCALE = 1:100

**GROUND FLOOR AREA CALCULATION**

| Discription | | Length | | Breath | No. | Area in sqm |
|---|---|---|---|---|---|---|
| Block A | | 2.800 | X | 9.225 | 1 | 25.830 |
| Block B | | 2.800 | X | 9.225 | 1 | 25.830 |
| (A) | | | | | | 51.660 |
| **DEDUCTIONS** | | | | | | |
| 1 | X | 0.250 | X | 1.950 | 2 | 0.975 |
| 2 | X | 0.250 | X | 4.700 | 2 | 2.350 |
| 3 | X | 0.500 | X | 2.575 | 2 | 2.575 |
| 4 | X | 0.750 | X | 1.950 | 2 | 2.925 |
| (B) | | TOTAL | | | | 8.825 |
| Gross Area (A-B) | | 51.660 | - | 8.825 | | 42.835 |
| **Prop. Net Area on Ground Floor** | | | | | | **42.835** |

**C.B. Area Statement ( 1st TO 3rd Floor )**

| | | | | | |
|---|---|---|---|---|---|
| C.B.-1 | 2.400 | X | 0.450 | 4 | 4.320 |
| C.B.-2 | 0.450 | X | 1.450 | 2 | 1.305 |
| C.B.-3 | 0.450 | X | 1.700 | 2 | 1.530 |
| C.B.-4 | 0.450 | X | 1.550 | 4 | 2.790 |
| C.B.-5 | 0.450 | X | 1.150 | 2 | 1.035 |
| TOTAL | | | | 14 | 10.980 |
| TOTAL C.B. 1ST TO 3RD FLOOR ( 26 x 3) | | | | 42 | 32.940 |

**Terrace Area Statement ( 1st & 3rd Floor )**

| | | | | | |
|---|---|---|---|---|---|
| PERM.TERRACE | 594.970 X 20 / 100 | | | | 118.994 |
| TERR.-1 | 3.000 | X | 2.400 | 2 | 14.400 |
| TERR.-2 | 2.450 | X | 3.350 | 2 | 16.415 |
| TERR.-3 | 1.250 | X | 3.150 | 2 | 7.875 |
| TERR.-4 | 2.850 | X | 2.125 | 2 | 12.113 |
| TERR.-5 | 2.600 | X | 2.275 | 2 | 11.830 |
| TERR.-6 | 2.125 | X | 2.850 | 4 | 24.225 |
| TOTAL | | | | | 86.858 |

**Terrace Area Statement ( 2nd Floor )**

| | | | | | |
|---|---|---|---|---|---|
| PERM.TERRACE | 594.970 X 20 / 100 | | | | 118.994 |
| TERR.-1 | 3.150 | X | 2.300 | 2 | 14.490 |
| TERR.-2 | 2.450 | X | 3.150 | 2 | 15.435 |
| TERR.-3 | 2.850 | X | 2.200 | 4 | 25.080 |
| TERR.-4 | 2.275 | X | 2.625 | 2 | 11.944 |
| TERR.-5 | 2.125 | X | 2.850 | 2 | 12.113 |
| TOTAL | | | | | 79.061 |

**BUILT UP AREA STATEMENT ( TOTAL WING A+B)**

| FLOORS | BU AREA |
|---|---|
| GR. FLOOR | 42.835 |
| 1st FLOOR | 594.970 |
| 2nd FLOOR | 594.970 |
| 3rd FLOOR | 594.970 |
| TOTAL | 1827.745 |

STAMP OF APPROVAL 5/16

DEVELOPMENT PERMISSION GRANTED
Subject to the conditions mentioned in this office's letter No.:
CIDCO/NAINA/Panvel/Shiradpada/BP-5/cc1/2015/2225
Dated 27 NOV 2015
Associate Planner (NAINA)

| Sr. No. | Item | Site Plan on whitePrint | Building Plan on White Print |
|---|---|---|---|
| 1 | Plot Line | ——— | |
| 2 | Existing Street | ——— | |
| 3 | Future Street | ——— | |
| 4 | Permissible Building line | ——— | ---------- |
| 5 | Marginal Open Spaces | No colour | |
| 6 | Drainage & Sewerage Work | ——— | |
| 7 | Water Supply Work | ——— | |
| 8 | RWH Line | ——— | |

| | |
|---|---|
| TOTAL UNITS | |
| COMMERCIAL | |
| RESIDENTIAL | 36 |

| SPECIFICATIONS | |
|---|---|
| External wall thk | 0.15M |
| Internal wall thk | 0.10M |

SCHEDULE OF DOORS & WINDOWS

| TYPE | SIZE IN MM | AREA IN SQM | DISCREPTION |
|---|---|---|---|
| D | 1.20 X 2.10 | 2.520 | T.w Panel door |
| D1 | 1.0 X 2.10 | 2.100 | T.w Panel door |
| D2 | 0.9 X 2.10 | 1.890 | T.w Panel door |
| D3 | 0.75 X 2.10 | 1.575 | T.w Panel door |
| W | 2.05 X 2.15 | 4.408 | Al.Sliding French window |
| W1 | 2.05 X 1.40 | 2.870 | Al.Sliding French window |
| W2 | 1.80 X 2.15 | 3.870 | Al.Sliding French window |
| W3 | 1.80 X 1.40 | 2.520 | Al.Sliding French window |
| W4 | 1.50 X 1.40 | 2.100 | Al.Sliding French window |
| W5 | 1.20 X 1.40 | 1.680 | Al.Sliding French window |
| V | 0.60 X 0.75 | 0.450 | Al.Louver Window |
| V1 | 0.550 X0.75 | 0.412 | Al.Louver Window |
| RJ | 1.80 X 1.40 | 2.520 | RCC JALI |

LIGHT & VENTILATION STATMENT :-

| Room | Carpet Area sqm | Reqd. Area in m. | Type | Area sqm. |
|---|---|---|---|---|
| LIVING | 13.954 | 2.326 | W2 | 3.870 |
| | | | W3 | 2.520 |
| M.BED | 10.218 | 1.703 | W | 4.408 |
| | | | W1 | 2.870 |
| BED | 9.302 | 1.550 | W2 | 3.870 |
| | | | W3 | 2.520 |
| KITCHEN | 7.705 | 1.284 | W4 | 2.100 |
| TOILET | 2.460 | 0.410 | V | 0.450 |
| BATH | 1.800 | 0.300 | V | 0.450 |
| W.C. | 1.500 | 0.250 | V1 | 0.412 |

NOTE - ALL DIMENSIONS ARE IN METER.

SHEET CONTENT :-

GROUND, 1ST & 3RD FLOOR PLAN, 2ND FLOOR PLAN AND AREA LINE DIAGRAM OF EACH FLOOR, TENEMENT AREA STATEMENT, BALCONY AREA STATEMENT, C.B. AREA STATEMENT, TERRACE AREA STATEMENT, BUILT UP AREA STATEMENT, SCHEDULE OF DOOR & WINDOWS, LIGHT & VENTILATION STATEMENT.

DESCRIPTION OF PROPOSAL & PROPERTY

PROPOSED RESIDENTIAL COMPLEX ON OLD SURVEY NO. 154/1 (NEW S. NO.399/132, 399/133, 399/134, 399/135, 399/136, 399/137, 399/147, 399/148, 399/148A, 399/170 & 399/171.) 162/3 & 154/3, AT VILLAGE -SHIRDON, TALUKA - PANVEL, DISTRICT - RAIGAD.

NAME & SIGN OF OWNER.

For SAI PROVISO DEVELOPERS
FOR
Sai Proviso Developers
( Mr. Sanjay Gawande )
PARTNER

For PROVISO BUILDERS AND DEVELOPERS
FOR
Proviso Builders and Developers
( Mr. Kashish Gupta )
Partners

SIGNATURE OF ARCHITECT.

RAJESH R. C. ARCHITECT
1-13, MAHAVIR CENTRE,
SECTOR - 17, VASHI,
NAVI MUMBAI - 400 705.
Ar. RAJESH R . C .

NAME OF ARCHITECT.

| | | |
|---|---|---|
| NORTH | DRG. No. | |
| | SCALE | 1:100 |
| | JOB. No. | - |
| | DRN BY | PRABHAKAR |
| | CHD BY | AJ |
| | DATE | 26/11/2015 |

RAJESH R.C.
1/13, MAHAVIR CENTRE,
SECTOR NO :-17, VASHI,
NAVI MUMBAI
TEL.-2789 2629 / 25

# BUILDING NO - 2 & 3

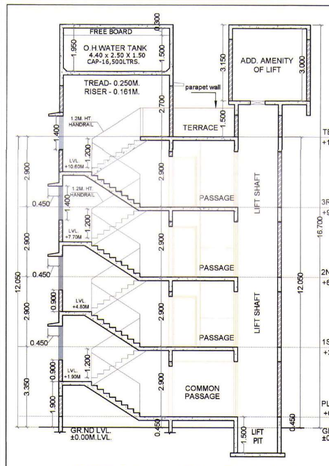


SECTION A-A **SCALE = 1 :100**

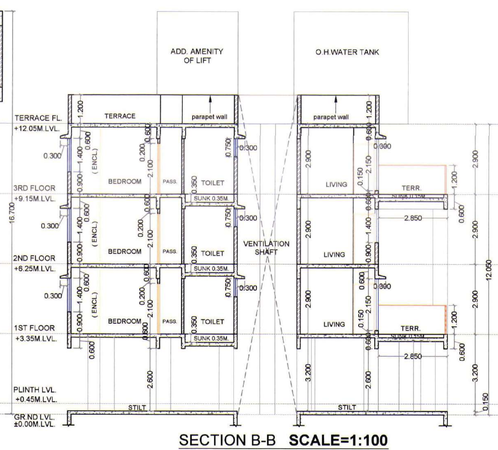


SECTION B-B **SCALE=1:100**




SECTION C-C **SCALE=1:100**




**FRONT ELEVATION SCALE = 1 :100**

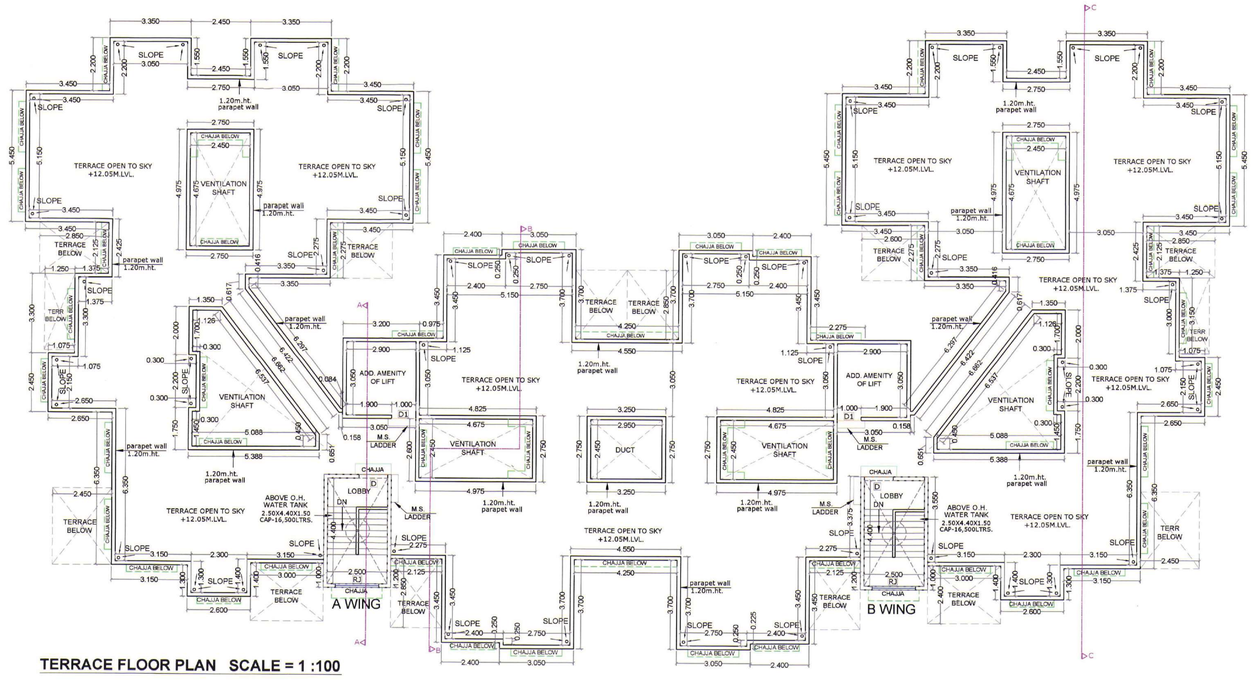


**TERRACE FLOOR PLAN SCALE = 1 :100**

STAMP OF APPROVAL | 6/16

DEVELOPMENT PERMISSION GRANTED
Subject to the conditions mentioned in this office's letter No.:
CIDCO/NAINA/Panvel/Shirdhon/DP-5/cc/2015/2225
Dated 27 NOV 2015
Associate Planner (NAINA)

| Sr. No. | Item | Site Plan on whitePrint | Building Plan on White Print |
|---|---|---|---|
| 1 | Plot Line | | |
| 2 | Existing Street | | |
| 3 | Future Street | | |
| 4 | Permisible Building line | | |
| 5 | Marginal Open Spaces | No colour | |
| 6 | Drainage & Sewerage Work | | |
| 7 | Water Supply Work | | |
| 8 | RWH Line | | |

| | |
|---|---|
| TOTAL UNITS | |
| COMMERCIAL | |
| RESIDENTIAL | 36 |

| SPECIFICATIONS | |
|---|---|
| External wall thk | 0.15M |
| Internal wall thk | 0.10M |

SCHEDULE OF DOORS & WINDOWS

| TYPE | SIZE IN MM | AREA IN SQM | DISCREPTION |
|---|---|---|---|
| D | 1.20 X 2.10 | 2.520 | T.w Panel door |
| D1 | 1.0 X 2.10 | 2.100 | T.w Panel door |
| D2 | 0.9 X 2.10 | 1.890 | T.w Panel door |
| D3 | 0.75 X 2.10 | 1.575 | T.w Panel door |
| W | 2.05 X 2.15 | 4.408 | Al.Sliding French window |
| W1 | 2.05 X 1.40 | 2.870 | Al.Sliding French window |
| W2 | 1.80 X 2.15 | 3.870 | Al.Sliding French window |
| W3 | 1.80 X 1.40 | 2.520 | Al.Sliding French window |
| W4 | 1.50 X 1.40 | 2.100 | Al.Sliding French window |
| W5 | 1.20 X 1.40 | 1.680 | Al.Sliding French window |
| V | 0.60 X 0.75 | 0.450 | Al.Louverd Window |
| V1 | 0.550 X0.75 | 0.412 | Al.Louverd Window |
| RJ | 1.80 X 1.40 | 2.520 | RCC JALI |

LIGHT & VENTILATION STATMENT :-

| Room | Carpet Area sqm | Reqd. Area in m. | Type | Area sqm. |
|---|---|---|---|---|
| LIVING | 13.954 | 2.326 | W2 | 3.870 |
| | | | W3 | 2.520 |
| M.BED | 10.218 | 1.703 | W | 4.408 |
| | | | W1 | 2.870 |
| BED | 9.302 | 1.550 | W2 | 3.870 |
| | | | W3 | 2.520 |
| KITCHEN | 7.705 | 1.284 | W4 | 2.100 |
| TOILET | 2.460 | 0.410 | V | 0.450 |
| BATH | 1.800 | 0.300 | V | 0.450 |
| W.C. | 1.500 | 0.250 | V1 | 0.412 |

NOTE:- ALL DIMENSIONS ARE IN METER.

SHEET CONTENT :-

FRONT ELEVATION,TERRACE FLOOR PLAN, SECTION - AA', BB' & CC', SCHEDULE OF DOORS & WINDOWS, LIGHT & VENTILATION STATEMENT

## DESCRIPTION OF PROPOSAL & PROPERTY

PROPOSED RESIDENTIAL COMPLEX ON OLD SURVEY NO. 154/1 (NEW S. NO.399/132, 399/133, 399/134, 399/135, 399/136, 399/137, 399/147, 399/148, 399/148A, 399/170 & 399/171 ) 162/3 & 154/3, AT VILLAGE -SHIRDON, TALUKA - PANVEL, DISTRICT - RAIGAD.

NAME & SIGN OF OWNER.

For SAI PROVISO DEVELOPERS
FOR
Sai Proviso Developers
( Mr. Sanjay Gawande )
For PROVISO BUILDERS AND DEVELOPERS
FOR
Proviso Builders and Developers
( Mr. Kashish Gupta )

SIGNATURE OF ARCHITECT.

RAJESH R. C. ARCHITECT
1-13, MAHAVIR CENTRE,
SECTOR - 17, VASHI,
NAVI MUMBAI - 400 705.
Ar. RAJESH R . C .

NAME OF ARCHITECT.

| | | |
|---|---|---|
| NORTH | DRG. No. | |
| | SCALE | 1:100 |
| | JOB. No. | - |
| | DRN BY | PRABHAKAR |
| | CHD BY | AJ |
| | DATE | 26/11/2015 |

RAJESH R.C.
1/13, MAHAVIR CENTRE,
SECTOR NO :-17, VASHI,
NAVI MUMBAI.
TEL:-2789 2629 / 25

# BUILDING NO. - 4 & 5

STAMP OF APPROVAL | 7/16

DEVELOPMENT PERMISSION GRANTED
Subject to the conditions mentioned in this office's letter No.:
CIDCO/NAINA/Panvel/Shinghan/DP-51cc/2015/2225
Dated 27 NOV 2015
Associate Planner (NAINA)

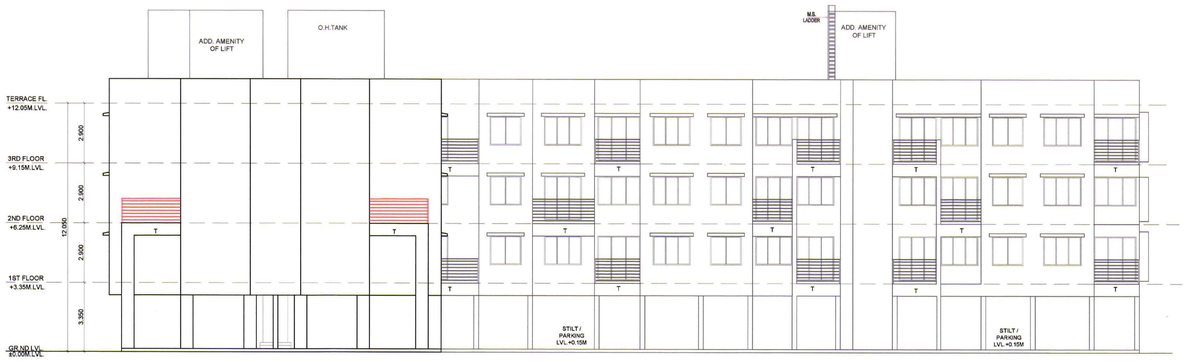


FRONT SIDE ELEVATION **SCALE = 1 :100**

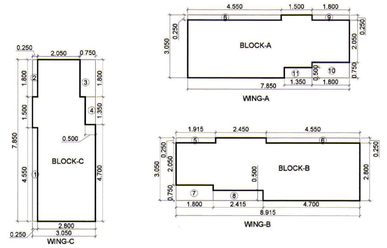


**GROUND FLOOR AREA DIAGRAM**
**SCALE = 1 :100**

**GROUND FLOOR AREA CALCULATION**

| Discription | | Length | | Breath | No. | Area in sqm |
|---|---|---|---|---|---|---|
| Block - A | | 7.850 | X | 3.050 | 1 | 23.943 |
| Block - B | | 8.915 | X | 3.050 | 1 | 27.191 |
| Block - C | | 3.050 | X | 7.850 | 1 | 23.943 |
| (A) | | TOTAL | | | | 75.076 |
| | | DEDUCTIONS | | | | |
| 1 | | 0.250 | X | 4.550 | 1 | 1.138 |
| 2 | | 0.250 | X | 1.800 | 1 | 0.450 |
| 3 | | 0.750 | X | 1.800 | 1 | 1.350 |
| 4 | | 0.500 | X | 1.350 | 1 | 0.675 |
| 5 | | 1.915 | X | 0.250 | 1 | 0.479 |
| 6 | | 4.550 | X | 0.250 | 2 | 2.275 |
| 7 | | 1.800 | X | 0.750 | 1 | 1.350 |
| 8 | | 2.415 | X | 0.500 | 1 | 1.208 |
| 9 | | 1.800 | X | 0.250 | 1 | 0.450 |
| 10 | | 1.800 | X | 0.750 | 1 | 1.350 |
| 11 | | 1.350 | X | 0.500 | 1 | 0.675 |
| (B) | | TOTAL | | | | 11.399 |
| Gross Area ( A-B ) | | 75.076 | - | 11.399 | | 63.677 |
| Prop. Net Area on GROUND FLOOR | | | | | | 63.677 |

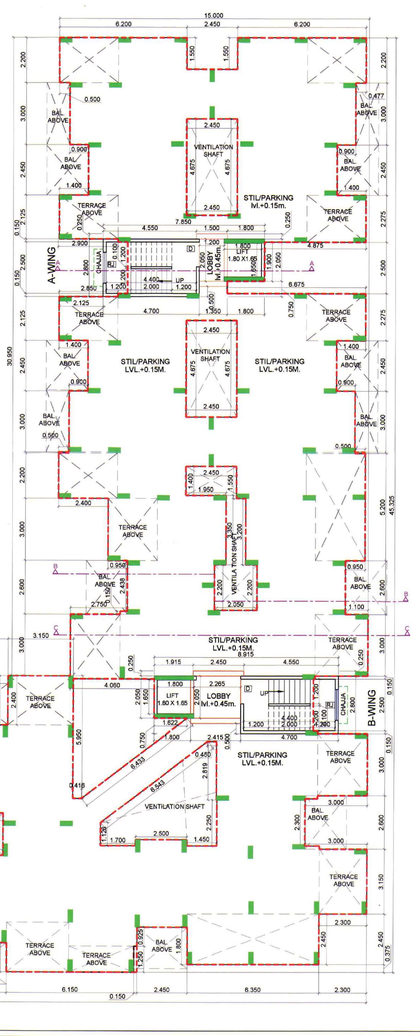


**GROUND FLOOR PLAN SCALE = 1 :100**

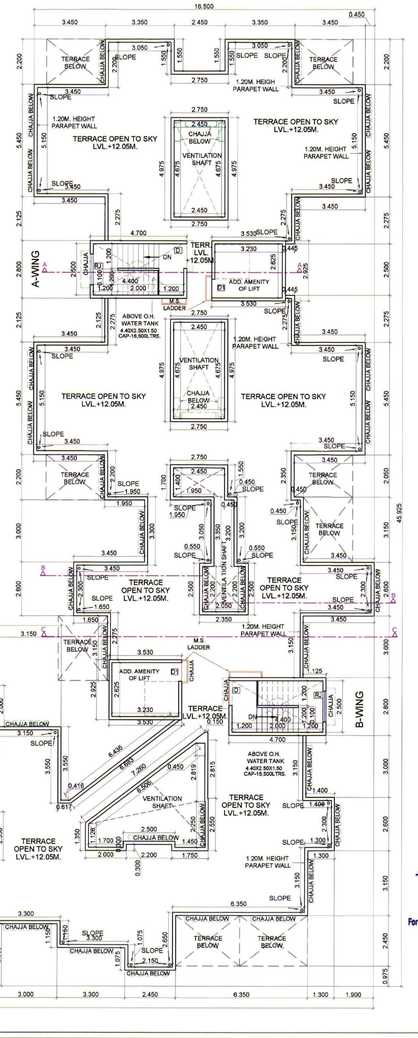


**TERRACE FLOOR PLAN SCALE = 1 :100**

| Sr. No. | Item | Site Plan on whitePrint | Building Plan on White Print |
|---|---|---|---|
| 1 | Plot Line | | |
| 2 | Existing Street | | |
| 3 | Future Street | | |
| 4 | Permisible Building line | | |
| 5 | Marginal Open Spaces | No colour | |
| 6 | Drainage & Sewerage Work | | |
| 7 | Water Supply Work | | |
| 8 | RWH Line | | |

| | |
|---|---|
| TOTAL UNITS | |
| RESIDENTIAL | 42 |

| SPECIFICATIONS | |
|---|---|
| External wall thk | 0.15M |
| Internal wall thk | 0.10M |

NOTE:- ALL DIMENSIONS ARE IN METER.

SHEET CONTENT :-

GROUND FLOOR PLAN, AREA LINE DIAGRAM & BUILT UP AREA CALCULATIONS, TERRACE FLOOR PLAN, FRONT SIDE ELEVATION

DESCRIPTION OF PROPOSAL & PROPERTY

PROPOSED RESIDENTIAL COMPLEX ON OLD SURVEY NO. 154/1 (NEW S. NO.399/132, 399/133, 399/134, 399/135, 399/136, 399/137, 399/147, 399/148, 399/148A, 399/170 & 399/171 ) 162/3 & 154/3, AT VILLAGE -SHIRDON, TALUKA - PANVEL, DISTRICT - RAIGAD.

NAME & SIGN OF OWNER. | SIGNATURE OF ARCHITECT.

For SAI PROVISO DEVELOPERS
FOR Sai Proviso Developers (Mr. Sanjay Gawande) PARTNER

For PROVISO BUILDERS AND DEVELOPERS
FOR Proviso Builders and Developers (Mr. Kashish Gupta) Partner

NAME OF ARCHITECT.

RAJESH R. C. ARCHITECT
1-13, MAHAVIR CENTRE, SECTOR - 17, VASHI, NAVI MUMBAI - 400 705.
Ar. RAJESH R. C.

| | | |
|---|---|---|
| NORTH | DRG. No. | |
| | SCALE | 1:100 |
| | JOB. No. | - |
| | DRN BY | PRABHAKAR |
| | CHD BY | AJ |
| | DATE | 26/11/2015 |

RAJESH R.C.
1/13, MAHAVIR CENTRE, SECTOR NO.-17, VASHI, NAVI MUMBAI.
TEL:-2789 2629 / 25

STAMP OF APPROVAL

DEVELOPMENT PERMISSION GRANTED
Subject to the conditions mentioned
in this office's letter No.:
CIDCO/NAINA/Panvel/Shirdhon/BP-5/CC/2015/2225
Dated 27 NOV 2015
Associate Planner (NAINA)

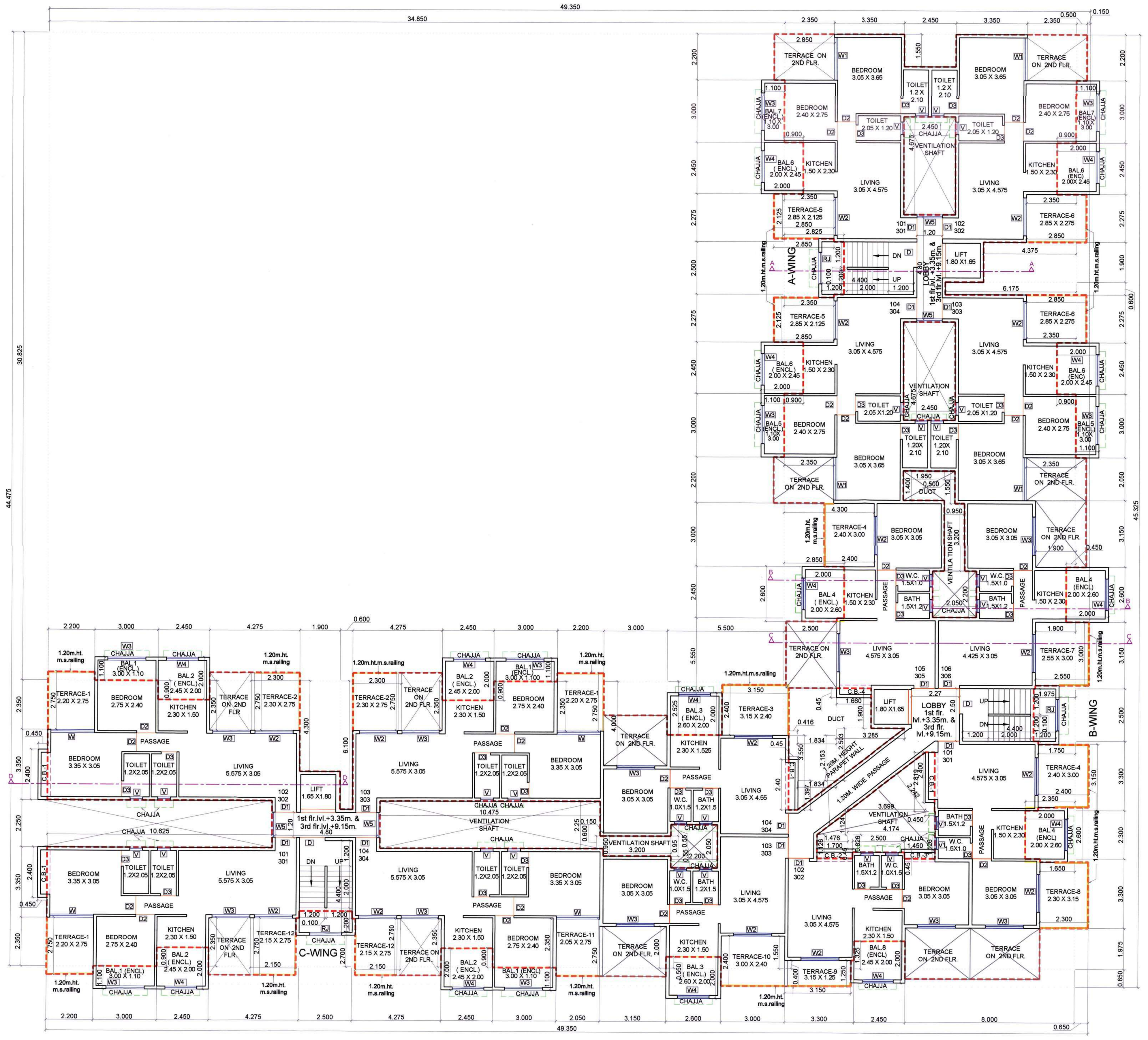

TYPICAL 1ST & 3RD FLOOR PLAN SCALE = 1 :100

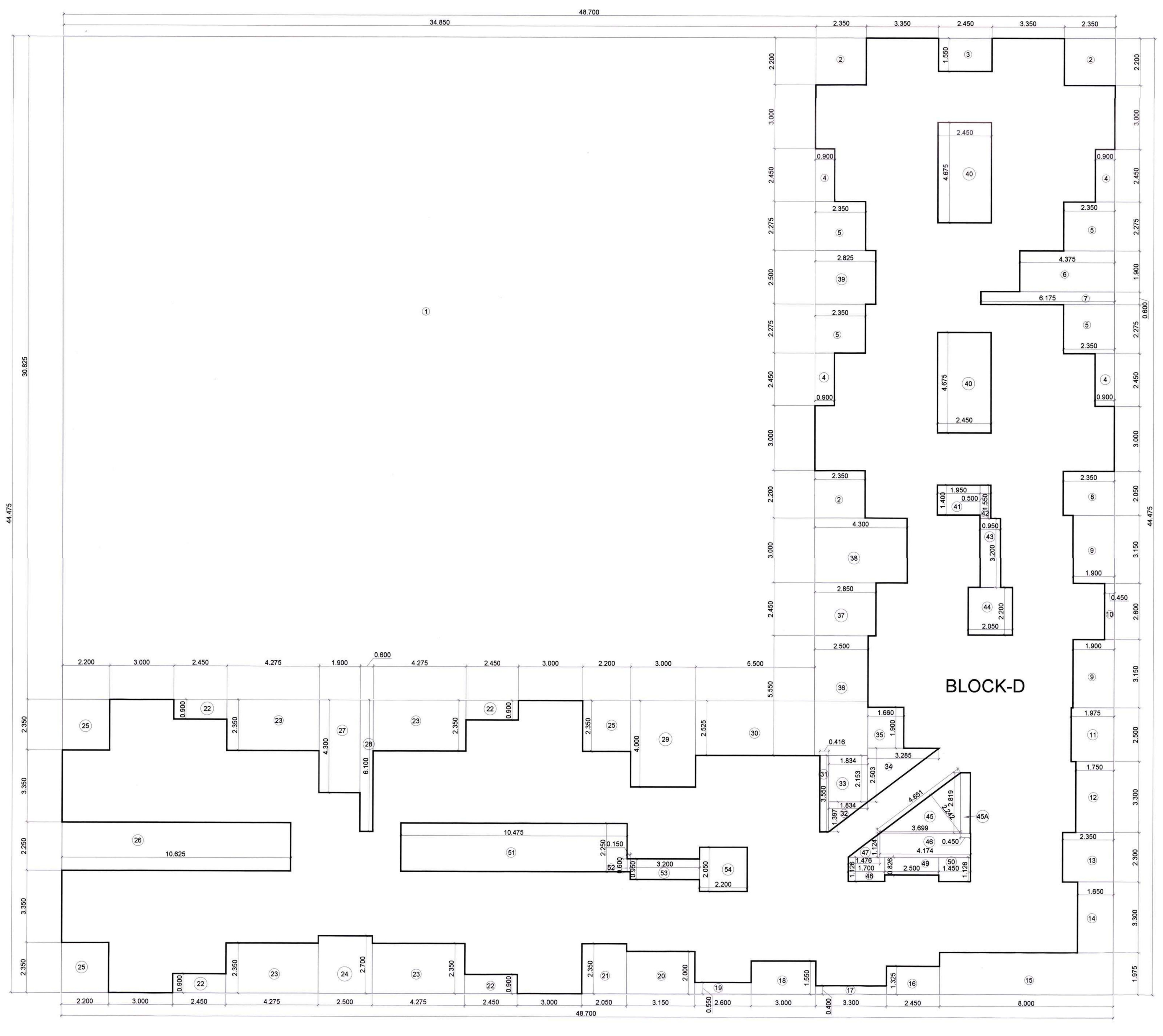

1ST TO 3RD FLOOR AREA DIAGRAM
SCALE = 1 :100

| 1ST TO 3RD FLOOR AREA CALCULATION | | | | | |
|---|---|---|---|---|---|
| | Discription | Length | Breath | No. | Area in sqm |
| | Block D | 48.700 X | 44.475 | 1 | 2165.933 |
| (A) | | | | | 2165.933 |
| DEDUCTIONS | | | | | |
| 1 | X | 34.850 X | 30.825 | 1 | 1074.251 |
| 2 | X | 2.350 X | 2.200 | 3 | 15.510 |
| 3 | X | 2.450 X | 1.550 | 1 | 3.798 |
| 4 | X | 0.900 X | 2.450 | 4 | 8.820 |
| 5 | X | 2.350 X | 2.275 | 4 | 21.385 |
| 6 | X | 4.375 X | 1.900 | 1 | 8.313 |
| 7 | X | 6.175 X | 0.600 | 1 | 3.705 |
| 8 | X | 2.350 X | 2.050 | 1 | 4.818 |
| 9 | X | 1.900 X | 3.150 | 2 | 11.970 |
| 10 | X | 0.450 X | 2.600 | 1 | 1.170 |
| 11 | X | 1.975 X | 2.500 | 1 | 4.938 |
| 12 | X | 1.750 X | 3.300 | 1 | 5.775 |
| 13 | X | 2.350 X | 2.300 | 1 | 5.405 |
| 14 | X | 1.650 X | 3.300 | 1 | 5.445 |
| 15 | X | 8.000 X | 1.975 | 1 | 15.800 |
| 16 | X | 2.450 X | 1.325 | 1 | 3.246 |
| 17 | X | 3.300 X | 0.400 | 1 | 1.320 |
| 18 | X | 3.000 X | 1.550 | 1 | 4.650 |
| 19 | X | 2.600 X | 0.550 | 1 | 1.430 |
| 20 | X | 3.150 X | 2.000 | 1 | 6.300 |
| 21 | X | 2.050 X | 2.350 | 1 | 4.818 |
| 22 | X | 2.450 X | 0.900 | 4 | 8.820 |
| 23 | X | 4.275 X | 2.350 | 4 | 40.185 |
| 24 | X | 2.500 X | 2.700 | 1 | 6.750 |
| 25 | X | 2.200 X | 2.350 | 3 | 15.510 |
| 26 | X | 10.625 X | 2.250 | 1 | 23.906 |
| 27 | X | 1.900 X | 4.300 | 1 | 8.170 |
| 28 | X | 0.600 X | 6.100 | 1 | 3.660 |
| 29 | X | 3.000 X | 4.000 | 1 | 12.000 |
| 30 | X | 5.500 X | 2.525 | 1 | 13.888 |
| 31 | X | 0.416 X | 3.550 | 1 | 1.477 |
| 32 | 0.500 X | 1.834 X | 1.397 | 1 | 1.281 |
| 33 | X | 1.834 X | 2.153 | 1 | 3.949 |
| 34 | 0.500 X | 3.285 X | 2.503 | 1 | 4.111 |
| 35 | X | 1.660 X | 1.900 | 1 | 3.154 |
| 36 | X | 2.500 X | 5.550 | 1 | 13.875 |
| 37 | X | 2.850 X | 2.450 | 1 | 6.983 |
| 38 | X | 4.300 X | 3.000 | 1 | 12.900 |
| 39 | X | 2.825 X | 2.500 | 1 | 7.063 |
| 40 | X | 2.450 X | 4.675 | 2 | 22.908 |
| 41 | X | 1.950 X | 1.400 | 1 | 2.730 |
| 42 | X | 0.500 X | 1.550 | 1 | 0.775 |
| 43 | X | 0.950 X | 3.200 | 1 | 3.040 |
| 44 | X | 2.050 X | 2.200 | 1 | 4.510 |
| 45 | 0.500 X | 4.651 X | 2.242 | 1 | 5.214 |
| 45A | X | 0.450 X | 2.819 | 1 | 1.269 |
| 46 | X | 4.174 X | 1.124 | 1 | 4.692 |
| 47 | 0.500 X | 1.476 X | 1.124 | 1 | 0.830 |
| 48 | X | 1.700 X | 1.126 | 1 | 1.914 |
| 49 | X | 2.500 X | 0.826 | 1 | 2.065 |
| 50 | X | 1.450 X | 1.126 | 1 | 1.633 |
| 51 | X | 10.475 X | 2.250 | 1 | 23.569 |
| 52 | X | 0.150 X | 0.600 | 1 | 0.090 |
| 53 | X | 3.200 X | 0.950 | 1 | 3.040 |
| 54 | X | 2.200 X | 2.050 | 1 | 4.510 |
| (B) | TOTAL | | | | 1483.332 |
| Gross Area (A-B) | | 2165.933 - | 1483.332 | | 682.601 |
| Prop. Net Area on 1ST TO 3rd Floor | | | | | 682.601 |

| PERMISSIBLE BALCONY (682.601 X 15%) | | | | 102.390 |
|---|---|---|---|---|
| PROPOSED BALCONY AREA | | | | |
| TYPE OF BAL | Length | Breath | Nos. | AREA |
| BAL.(ENCL.)-1 | 3.000 X | 1.100 | 4 | 13.200 |
| BAL.(ENCL.)-2 | 2.450 X | 2.000 | 4 | 19.600 |
| BAL.(ENCL.)-3 | 2.600 X | 2.000 | 2 | 10.400 |
| BAL.(ENCL.)-4 | 2.000 X | 2.600 | 3 | 15.600 |
| BAL.(ENCL.)-5 | 1.100 X | 3.000 | 2 | 6.600 |
| BAL.(ENCL.)-6 | 2.000 X | 2.450 | 4 | 19.600 |
| BAL.(ENCL.)-7 | 1.100 X | 3.000 | 2 | 6.600 |
| BAL.(ENCL.)-8 | 2.450 X | 2.000 | 1 | 4.900 |
| TOTAL | | | 22 | 96.500 |
| PROPOSED BALCONY AREA PER FLOOR | | | | 96.500 |

| BUILT UP AREA STATEMENT ( TOTAL WING A+B+C ) | |
|---|---|
| FLOORS | B.U.AREA |
| GR. FLOOR | 63.677 |
| 1st FLOOR | 682.601 |
| 2nd FLOOR | 682.601 |
| 3rd FLOOR | 682.601 |
| TOTAL | 2111.480 |

| C.B. Area Statement ( 1st TO 3rd Floor ) | | | | |
|---|---|---|---|---|
| C.B.-1 | 0.450 X | 2.400 | 4 | 4.320 |
| C.B.-2 | 1.700 X | 0.450 | 1 | 0.765 |
| C.B.-2 | 1.450 X | 0.450 | 1 | 0.653 |
| C.B.-4 | 1.660 X | 0.450 | 1 | 0.747 |
| TOTAL | | | 7 | 6.485 |
| TOTAL C.B. 1ST TO 3RD FLOOR (7 X 3) | | | 21 | 19.454 |

| TENEMENT AREA STATEMENT | | | | | | |
|---|---|---|---|---|---|---|
| Flat No. | Carpet Area IN SQM. | BALCONY AREA ENCL. | BALCONY AREA PROJECTED | PROPOSED TERRACE | C.B AREA | B/U Area |
| A-WING | | | | | | |
| 101, 301 | 42.481 | 8.200 | | 6.056 | | 47.649 |
| 102, 302 | 42.481 | 8.200 | | 6.484 | | 47.604 |
| 103, 303 | 42.481 | 8.200 | | 6.484 | | 47.352 |
| 104, 304 | 42.481 | 8.200 | | 6.056 | | 47.499 |
| 201 | 42.481 | 8.200 | | 6.270 | | 47.649 |
| 202 | 42.481 | 8.200 | | 6.270 | | 47.604 |
| 203 | 42.481 | 8.200 | | 5.843 | | 47.352 |
| 204 | 42.481 | 8.200 | | 5.843 | | 47.499 |
| B-WING | | | | | | |
| 101, 301 | 32.646 | 5.200 | | 14.445 | 1.080 | 36.832 |
| 102, 302 | 32.494 | 4.900 | | 3.937 | 1.417 | 36.288 |
| 103, 303 | 32.646 | 5.200 | | 7.200 | | 36.649 |
| 104, 304 | 32.627 | 5.200 | | 7.560 | 1.080 | 36.809 |
| 105, 305 | 32.646 | 5.200 | - | 7.200 | 0.747 | 36.826 |
| 106, 306 | 32.189 | 5.200 | | 7.650 | | 36.524 |
| 201 | 32.646 | 5.200 | | 8.024 | 1.417 | 36.832 |
| 202 | 32.494 | 4.900 | | 7.534 | | 36.288 |
| 203 | 32.646 | 5.200 | | 7.560 | 1.080 | 36.649 |
| 204 | 32.627 | 5.200 | | 7.200 | 0.747 | 36.806 |
| 205 | 32.646 | 5.200 | | 7.560 | 1.827 | 36.826 |
| 206 | 32.189 | 5.200 | | 7.560 | | 36.524 |
| C-WING | | | | | | |
| 101, 301 | 45.601 | 8.200 | | 11.963 | 1.080 | 51.246 |
| 102, 302 | 45.651 | 8.200 | | 12.375 | 1.080 | 51.311 |
| 103, 303 | 42.651 | 8.200 | | 12.375 | | 51.184 |
| 104, 304 | 45.601 | 8.200 | - | 11.550 | | 50.995 |
| 201 | 45.601 | 8.200 | | 5.844 | 1.080 | 51.246 |
| 202 | 45.651 | 8.200 | | 5.844 | 1.080 | 51.311 |
| 203 | 42.651 | 8.200 | | 5.844 | | 51.184 |
| 204 | 45.601 | 8.200 | - | 5.844 | | 50.995 |

| Terrace Area Statement ( 1st & 3rd Floor ) | | | | |
|---|---|---|---|---|
| PERM.TERRACE | 682.601 X 20 / 100 | | | 136.520 |
| TERR.-1 | 2.200 X | 2.750 | 3 | 18.150 |
| TERR.-2 | 2.300 X | 2.750 | 2 | 12.650 |
| TERR.-3 | 3.150 X | 2.400 | 1 | 7.560 |
| TERR.-4 | 2.400 X | 3.000 | 2 | 14.400 |
| TERR.-5 | 2.850 X | 2.125 | 2 | 12.113 |
| TERR.-6 | 2.850 X | 2.275 | 2 | 12.968 |
| TERR.-7 | 2.550 X | 3.000 | 1 | 7.650 |
| TERR.-8 | 2.300 X | 3.150 | 1 | 7.245 |
| TERR.-9 | 3.150 X | 1.250 | 1 | 3.938 |
| TERR.-10 | 3.000 X | 2.400 | 1 | 7.200 |
| TERR.-11 | 2.050 X | 2.750 | 1 | 5.638 |
| TERR.-12 | 2.150 X | 2.750 | 2 | 11.825 |
| TOTAL | | | | 121.335 |
| Terrace Area Statement ( 2nd Floor ) | | | | |
| PERM.TERRACE | 682.601 X 20 / 100 | | | 136.520 |
| TERR.-1 | 2.125 X | 2.750 | 4 | 23.375 |
| TERR.-2 | 3.000 X | 2.400 | 1 | 7.200 |
| TERR.-3 | 2.400 X | 3.150 | 2 | 15.120 |
| TERR.-4 | 2.850 X | 2.200 | 3 | 18.810 |
| TERR.-5 | 2.850 X | 2.050 | 1 | 5.843 |
| TERR.-6 | 3.275 X | 2.450 | 1 | 8.024 |
| TERR.-7 | 3.075 X | 2.450 | 1 | 7.534 |
| TERR.-8 | 3.150 X | 2.400 | 1 | 7.560 |
| TOTAL | | | | 93.465 |

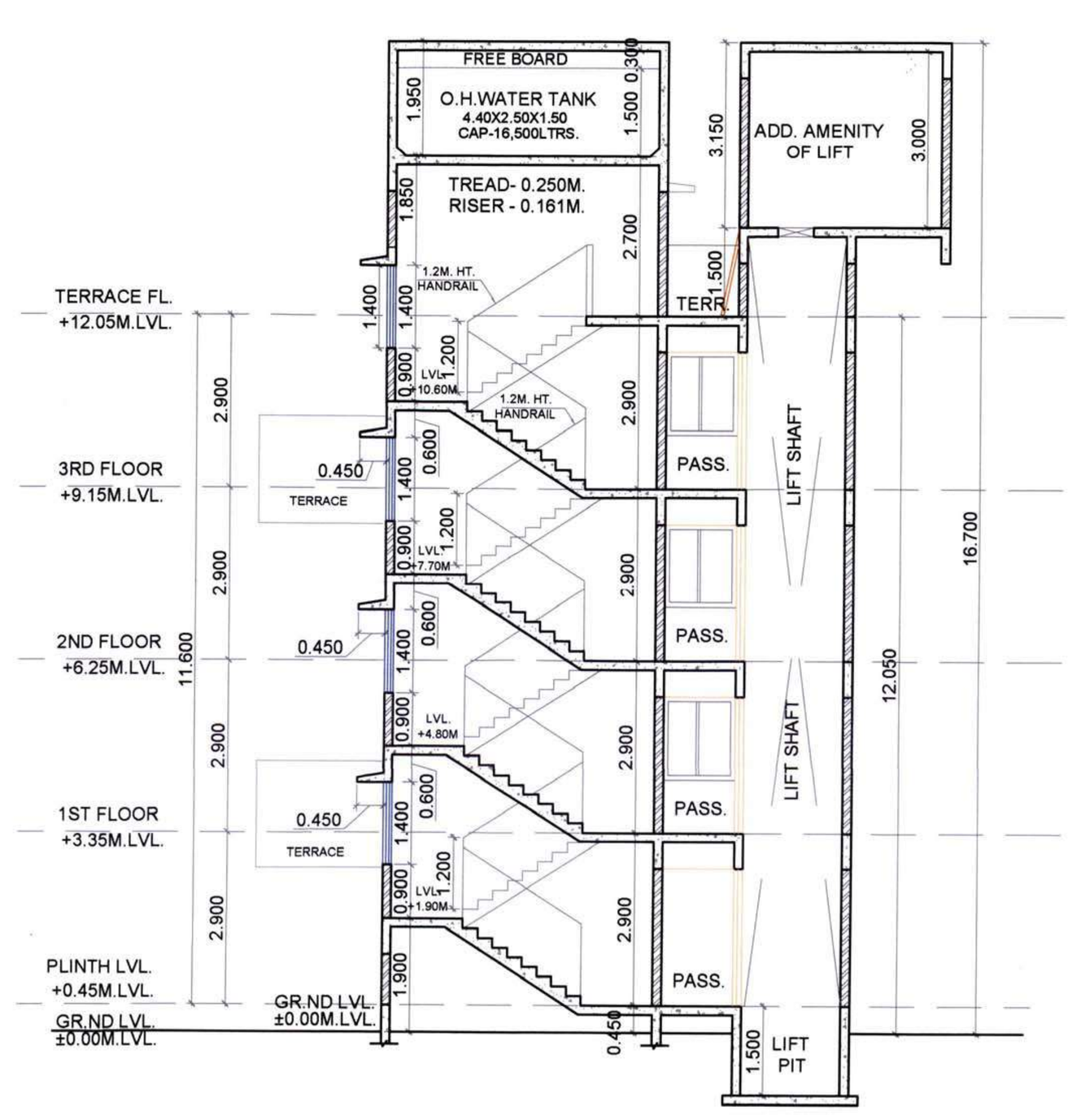

SECTION A-A SCALE = 1 :100



SECTION B-B SCALE = 1 :100

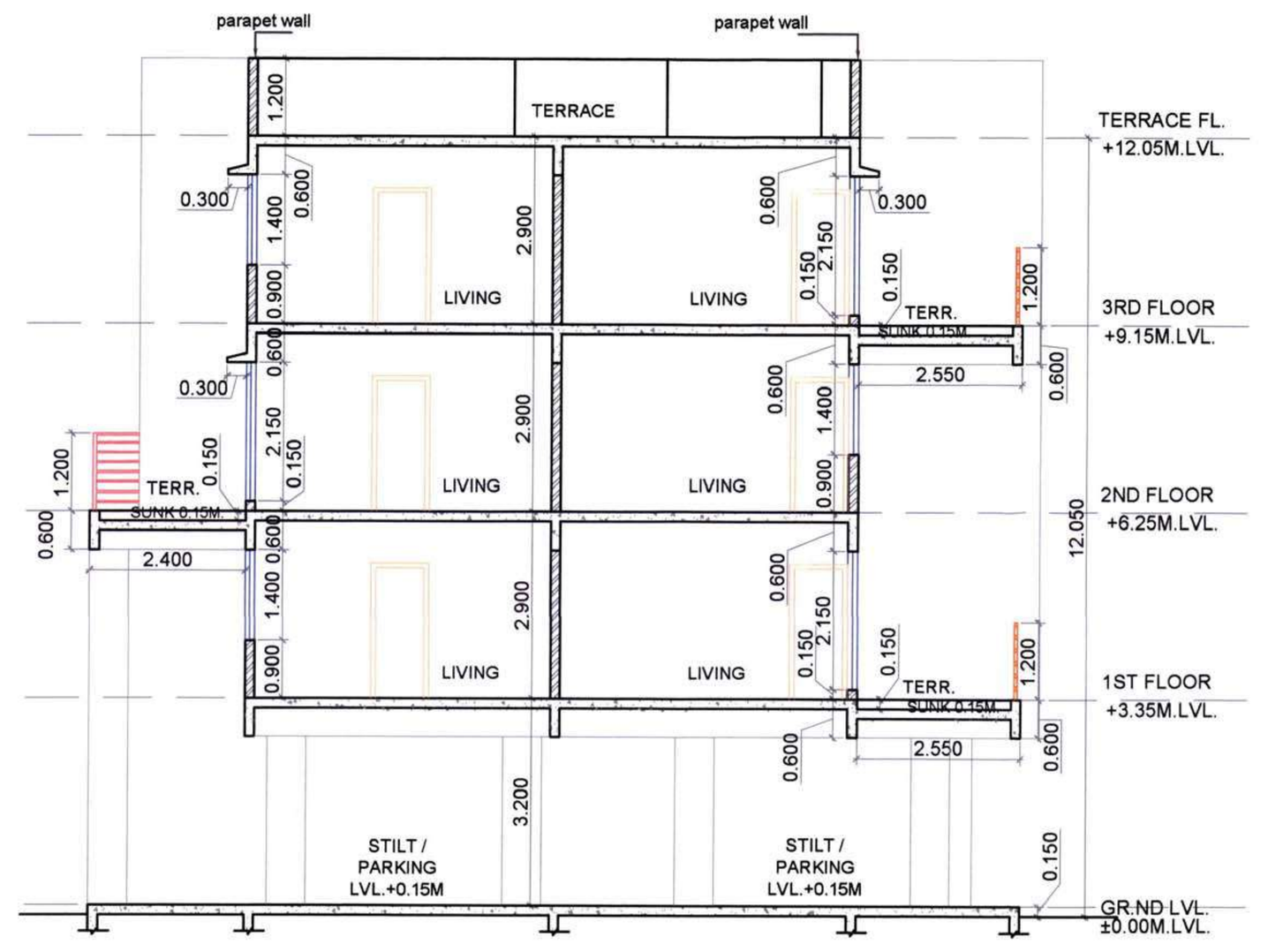

SECTION C-C SCALE = 1 :100

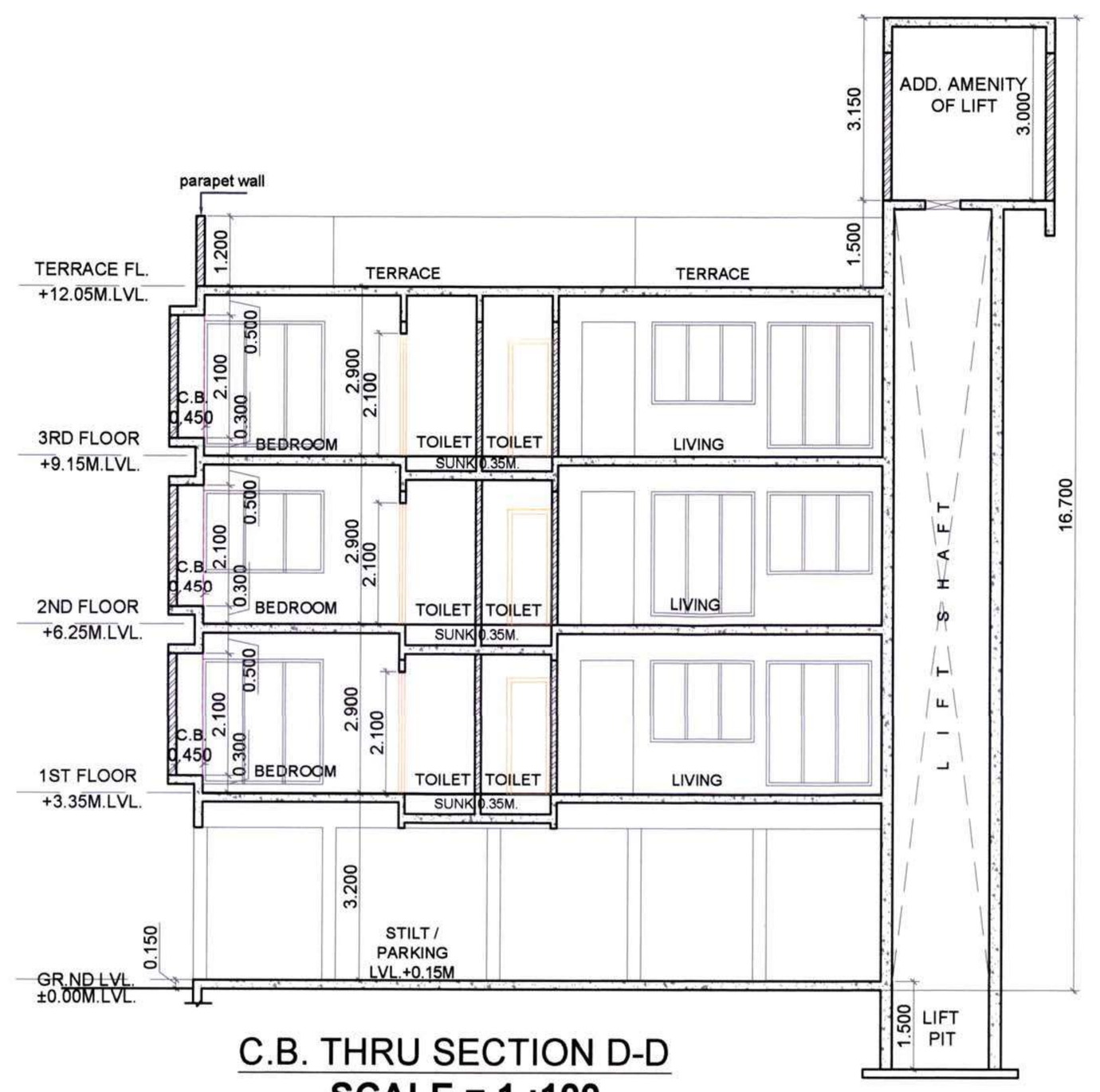

C.B. THRU SECTION D-D
SCALE = 1 :100

| Sr. No. | Item | Site Plan on whitePrint | Building Plan on White Print |
|---|---|---|---|
| 1 | Plot Line | | |
| 2 | Existing Street | | |
| 3 | Future Street | | |
| 4 | Permisible Building line | | |
| 5 | Marginal Open Spaces | No colour | |
| 6 | Drainage & Sewerage Work | | |
| 7 | Water Supply Work | | |
| 8 | RWH Line | | |

| TOTAL UNITS | |
|---|---|
| RESIDENTIAL | 42 |

| SPECIFICATIONS | |
|---|---|
| External wall thk | 0.15M |
| Internal wall thk | 0.10M |

SCHEDULE OF DOORS & WINDOWS

| TYPE | SIZE IN MM | AREA IN SQM | DISCREPTION |
|---|---|---|---|
| D | 1.2 X 2.10 | 2.100 | Fire door |
| D1 | 1.0 X 2.10 | 2.100 | T.w Panel door |
| D2 | 0.9 X 2.10 | 1.890 | T.w Panel door |
| D3 | 0.75 X 2.10 | 1.575 | T.w Panel door |
| W | 2.05 X 2.15 | 4.407 | Al.Sliding French window |
| W1 | 2.05 X 1.40 | 2.870 | Al.Sliding French window |
| W2 | 1.80 X 2.15 | 3.870 | Al.Sliding French window |
| W3 | 1.80 X 1.40 | 2.520 | Al.Sliding French window |
| W4 | 1.50 X 2.15 | 3.225 | Al.Sliding French window |
| W5 | 1.20 X 1.40 | 1.680 | Al.Sliding French window |
| V | 0.60 X 0.75 | 0.450 | Al.Louverd Window |
| V1 | 0.55 X 0.75 | 0.412 | Al.Louverd Window |
| RJ | 1.80 X 1.40 | 2.520 | RCC JALI |

LIGHT & VENTILATION STATMENT :-

| Room | Carpet Area sqm | Reqd. Area in m. | Type | Area sqm. |
|---|---|---|---|---|
| LIVING | 17.004 | 2.834 | W2<br>W3 | 3.870<br>2.520 |
| BED ROOM | 11.133 | 1.855 | W<br>W1 | 4.407<br>2.870 |
| KITCHEN | 3.450 | 0.575 | W4 | 3.225 |
| TOILET | 2.460 | 0.410 | V | 0.450 |
| BATH | 1.800 | 0.300 | V | 0.450 |
| W.C. | 1.500 | 0.250 | V<br>V1 | 0.450<br>0.412 |

NOTE:- ALL DIMENSIONS ARE IN METER.

SHEET CONTENT :-

1ST TO 3RD FLOOR PLAN, AREA LINE DIAGRAM & BUILT UP AREA CALCULATIONS, TERRACE FLOOR PLAN, BALCONY AREA STATEMENT & TERRACE AREA STATEMENT, SCHEDULE OF DOORS & WINDOWS, LIGHT & VENTILATION STATEMENT, SECTIONS-AA, BB, CC & DD

DESCRIPTION OF PROPOSAL & PROPERTY

PROPOSED RESIDENTIAL COMPLEX ON OLD SURVEY NO. 154/1 (NEW S. NO.399/132, 399/133, 399/134, 399/135, 399/136, 399/137, 399/147, 399/148, 399/148A, 399/170 & 399/171.) 162/3 & 154/3, AT VILLAGE -SHIRDON, TALUKA - PANVEL, DISTRICT - RAIGAD.

| NAME & SIGN OF OWNER. | SIGNATURE OF ARCHITECT. |
|---|---|
| For SAI PROVISO DEVELOPERS<br>FOR<br>Sai Proviso Developers<br>( Mr. Sanjay Gawande )<br>Partner<br>For PROVISO BUILDERS AND DEVELOPERS<br>FOR<br>Proviso Builders and Developers<br>( Mr. Kashish Gupta )<br>Partner | RAJESH R.C. ARCHITECT<br>1-13, MAHAVIR CENTRE, SECTOR - 17, VASHI, NAVI MUMBAI - 400 705.<br>Ar. RAJESH R . C . |
| | NAME OF ARCHITECT. |

| NORTH | DRG. No. | | RAJESH R.C. |
|---|---|---|---|
| | SCALE | 1:100 | 1/13, MAHAVIR CENTRE, |
| | JOB. No. | - | SECTOR NO :-17, VASHI, |
| | DRN BY | PRABHAKAR | NAVI MUMBAI. |
| | CHD BY | AJ | TEL:-2789 2629 / 25 |
| | DATE | 26/11/2015 | |

BUILDING NO. - 4 & 5

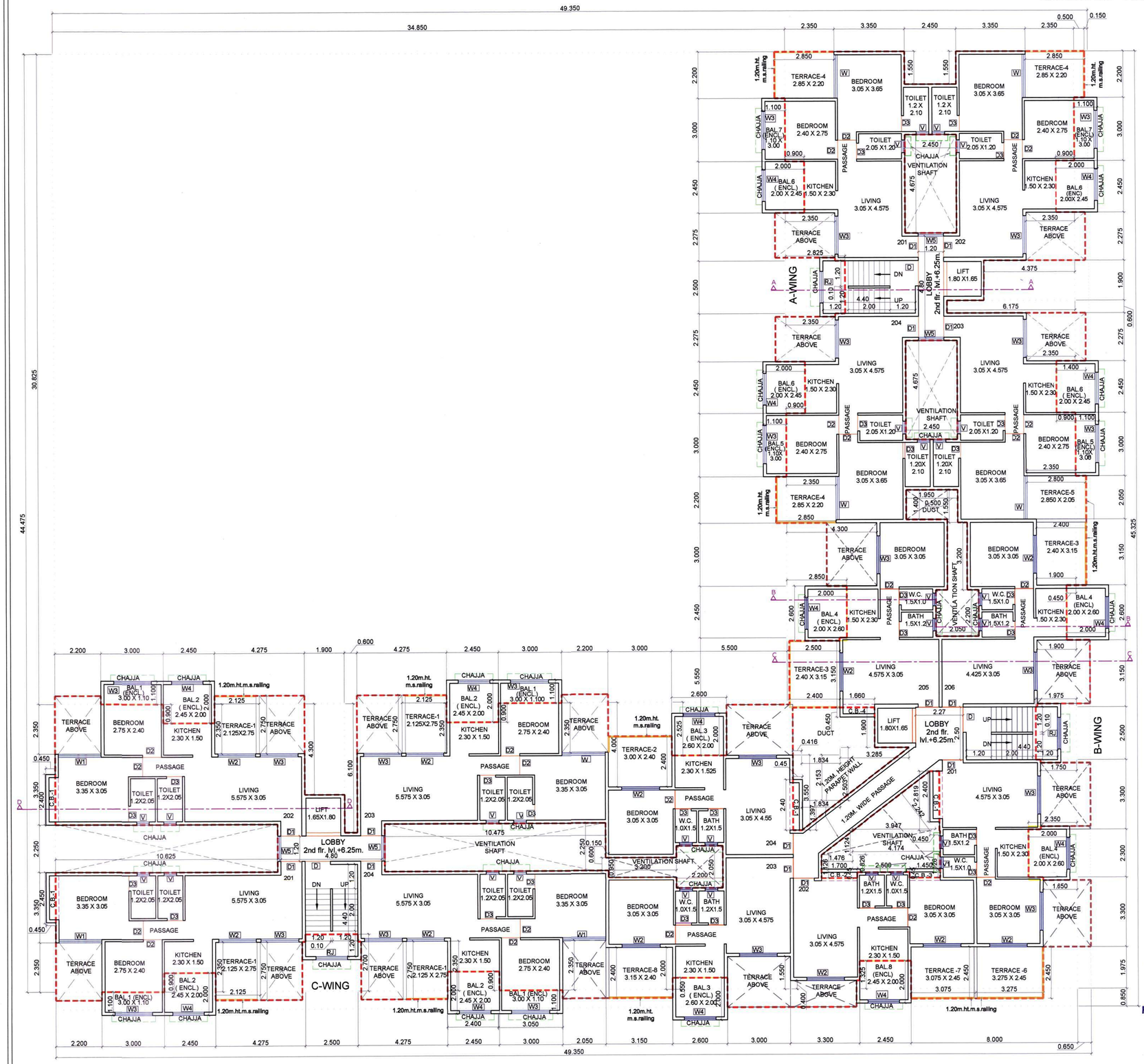


**2ND FLOOR PLAN SCALE = 1 :100**

STAMP OF APPROVAL | 9/16

DEVELOPMENT PERMISSION GRANTED
Subject to the conditions mentioned in this office's letter No.:
CIDCO/NAINA/ Panvel/Shiredhon/DP-5/CC/2015/2225
Dated 27 NOV 2015
Associate Planner (NAINA)

| Sr. No. | Item | Site Plan on whitePrint | Building Plan on White Print |
|---|---|---|---|
| 1 | Plot Line | | |
| 2 | Existing Street | | |
| 3 | Future Street | | |
| 4 | Permisible Building line | | |
| 5 | Marginal Open Spaces | No colour | |
| 6 | Drainage & Sewerage Work | | |
| 7 | Water Supply Work | | |
| 8 | RWH Line | | |

| TOTAL UNITS | |
|---|---|
| RESIDENTIAL | 42 |

| SPECIFICATIONS | |
|---|---|
| External wall thk | 0.15M |
| Internal wall thk | 0.10M |

SCHEDULE OF DOORS & WINDOWS

| TYPE | SIZE IN MM | AREA IN SQM | DISCREPTION |
|---|---|---|---|
| D | 1.2 X 2.10 | 2.100 | Fire door |
| D1 | 1.0 X 2.10 | 2.100 | T.w Panel door |
| D2 | 0.9 X 2.10 | 1.890 | T.w Panel door |
| D3 | 0.75 X 2.10 | 1.575 | T.w Panel door |
| W | 2.05 X 2.15 | 4.407 | Al.Sliding French window |
| W1 | 2.05 X 1.40 | 2.870 | Al.Sliding French window |
| W2 | 1.80 X 2.15 | 3.870 | Al.Sliding French window |
| W3 | 1.80 X 1.40 | 2.520 | Al.Sliding French window |
| W4 | 1.50 X 2.15 | 3.225 | Al.Sliding French window |
| W5 | 1.20 X 1.40 | 1.680 | Al.Sliding French window |
| V | 0.60 X 0.75 | 0.450 | Al.Louverd Window |
| V1 | 0.55 X 0.75 | 0.412 | Al.Louverd Window |
| RJ | 1.80 X 1.40 | 2.520 | RCC JALI |

LIGHT & VENTILATION STATMENT :-

| Room | Carpet Area sqm | Reqd. Area in m. | Type | Area sqm. |
|---|---|---|---|---|
| LIVING | 17.004 | 2.834 | W2 | 3.870 |
| | | | W3 | 2.520 |
| BED ROOM | 11.133 | 1.855 | W | 4.407 |
| | | | W1 | 2.870 |
| KITCHEN | 3.450 | 0.575 | W4 | 3.225 |
| TOILET | 2.460 | 0.410 | V | 0.450 |
| BATH | 1.800 | 0.300 | V | 0.450 |
| W.C. | 1.500 | 0.250 | V | 0.450 |
| | | | V1 | 0.412 |

NOTE:- ALL DIMENSIONS ARE IN METER.

SHEET CONTENT :-
2ND FLOOR PLAN, SCHEDULE OF DOORS & WINDOWS, LIGHT & VENTILATION STATEMENT.

DESCRIPTION OF PROPOSAL & PROPERTY

PROPOSED RESIDENTIAL COMPLEX ON OLD SURVEY NO. 154/1 (NEW S. NO.399/132, 399/133, 399/134, 399/135, 399/136, 399/137, 399/147, 399/148, 399/148A, 399/170 & 399/171.) 162/3 & 154/3, AT VILLAGE -SHIRDON, TALUKA - PANVEL, DISTRICT - RAIGAD.

NAME & SIGN OF OWNER.

For SAI PROVISO DEVELOPERS
FOR
Sai Proviso Developers
( Mr. Sanjay Gawande )

For PROVISO BUILDERS AND DEVELOPERS
FOR
Proviso Builders and Developers
( Mr. Kashish Gupta )

SIGNATURE OF ARCHITECT.

RAJESH R. C / ARCHITECT
1-13, MAHAVIR CENTRE,
SECTOR - 17, VASHI,
NAVI MUMBAI - 400 705.
Ar. RAJESH R. C

NAME OF ARCHITECT.

| NORTH | DRG. No. | |
|---|---|---|
| | SCALE | 1:100 |
| | JOB. No. | - |
| | DRN BY | PRABHAKAR |
| | CHD BY | AJ |
| | DATE | 26/11/2015 |

RAJESH R.C.
1/13, MAHAVIR CENTRE,
SECTOR NO :-17, VASHI,
NAVI MUMBAI.
TEL:-2789 2629 / 25

| BUILDING NO. - 6 | STAMP OF APPROVAL | 10/16 |
|---|---|---|

DEVELOPMENT PERMISSION GRANTED
Subject to the conditions mentioned in this office's letter No.:
CIDCO/NAINA/Panvel/Shirdhon/BP-5/CC/2015/2225
Dated 27 NOV 2015
Associate Planner (NAINA)

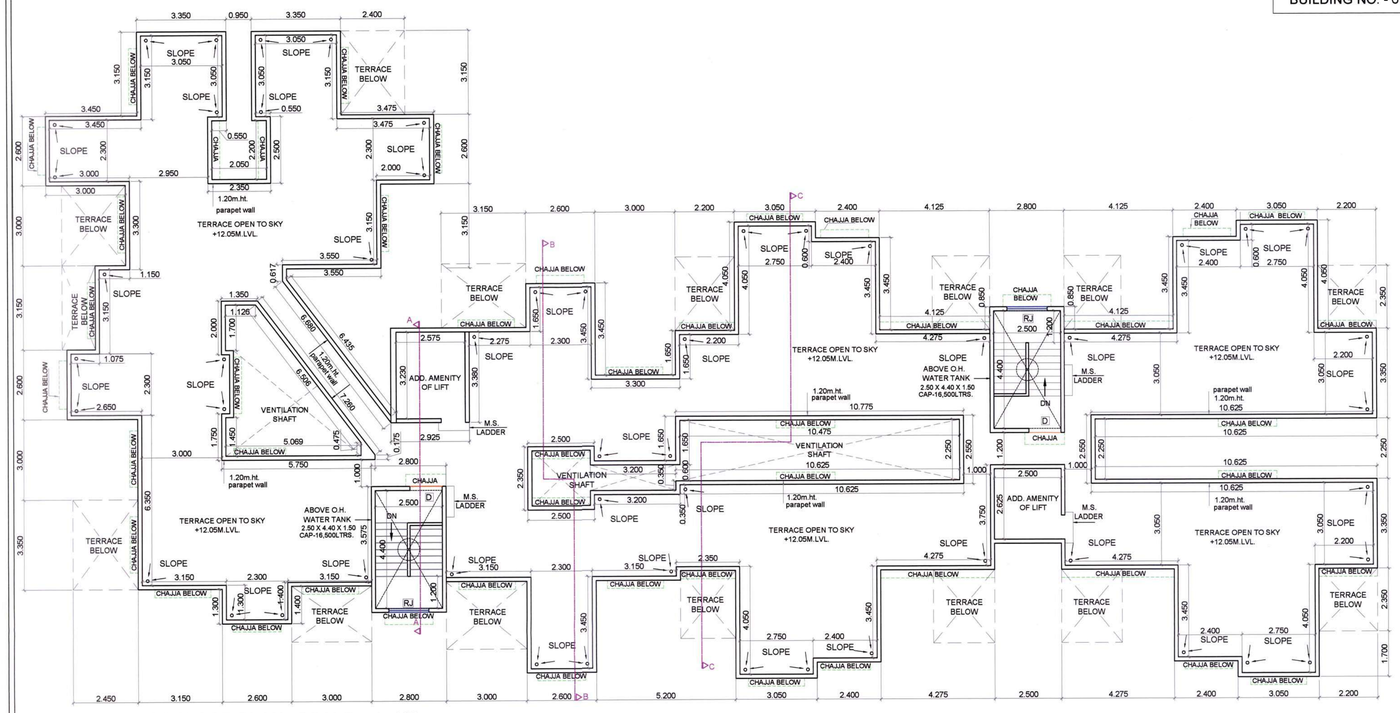


## TERRACE FLOOR PLAN SCALE = 1 :100

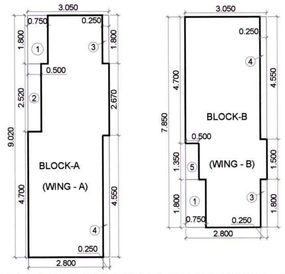


| GROUND FLOOR AREA CALCULATION | | | | | | | | |
|---|---|---|---|---|---|---|---|---|
| Discription | | Length | | Breath | | No. | Area in sqm |
| Block - A | | 3.050 | X | 9.020 | | 1 | 27.511 |
| Block - B | | 3.050 | X | 7.850 | | 1 | 23.943 |
| (A) | TOTAL | | | | | | 51.454 |
| DEDUCTIONS | | | | | | | |
| 1 | | 0.750 | X | 1.800 | | 2 | 2.700 |
| 2 | | 0.500 | X | 2.520 | | 1 | 1.260 |
| 3 | | 0.250 | X | 1.800 | | 2 | 0.900 |
| 4 | | 0.250 | X | 4.550 | | 2 | 2.275 |
| 5 | | 0.500 | X | 1.350 | | 1 | 0.675 |
| (B) | TOTAL | | | | | | 7.810 |
| Gross Area ( A-B ) | | 51.454 | - | 7.810 | | | 43.644 |
| Prop. Net Area on GROUND FLOOR | | | | | | | 43.644 |

| BUILT UP AREA STATEMENT ( TOTAL WING A+B+C ) | |
|---|---|
| FLOORS | B.U.AREA |
| GR. FLOOR | 43.644 |
| 1st FLOOR | 474.244 |
| 2nd FLOOR | 474.244 |
| 3rd FLOOR | 474.244 |
| TOTAL | 1466.376 |

## AREA LINE DIAGRAM OF GROUND FLOOR SCALE = 1 :100




## GROUND FLOOR PLAN SCALE = 1 :100

| Sr. No. | Item | Site Plan on whitePrint | Building Plan on White Print |
|---|---|---|---|
| 1 | Plot Line | | |
| 2 | Existing Street | | |
| 3 | Future Street | | |
| 4 | Permisible Building line | | |
| 5 | Marginal Open Spaces | No colour | |
| 6 | Drainage & Sewerage Work | | |
| 7 | Water Supply Work | | |
| 8 | RWH Line | | |

| | |
|---|---|
| TOTAL UNITS | |
| COMMERCIAL | 0 |
| RESIDENTIAL | 30 |
| SPECIFICATIONS | |
| External wall thk | 0.15M |
| Internal wall thk | 0.10M |

SCHEDULE OF DOORS & WINDOWS

| TYPE | SIZE IN MM | AREA IN SQM | DESCRIPTION |
|---|---|---|---|
| D | 1.20 X 2.10 | 2.520 | T.w Panel door |
| D1 | 1.0 X 2.10 | 2.100 | T.w Panel door |
| D2 | 0.9 X 2.10 | 1.890 | T.w Panel door |
| D3 | 0.75 X 2.10 | 1.575 | T.w Panel door |
| W | 2.05 X 2.15 | 4.407 | Al.Sliding French window |
| W1 | 2.05 X 1.40 | 2.870 | Al.Sliding French window |
| W2 | 1.80 X 2.15 | 3.870 | Al.Sliding French window |
| W3 | 1.80 X 1.40 | 2.520 | Al.Sliding French window |
| W4 | 1.50 X 1.40 | 2.100 | Al.Sliding French window |
| W5 | 1.20 X 1.20 | 1.440 | Al.Sliding French window |
| V | 0.60 X 0.75 | 0.450 | Al.Louverd Window |
| V1 | 0.550 X0.75 | 0.412 | Al.Louverd Window |
| RJ | 1.80 X 1.40 | 2.520 | RCC JALI |

LIGHT & VENTILATION STATEMENT :-

| Room | Carpet Area sqm | Reqd. Area in m. | Type | Area sqm. |
|---|---|---|---|---|
| LIVING | 17.004 | 2.834 | W<br>W2 | 3.870<br>2.520 |
| BED ROOM | 10.218 | 1.703 | W1<br>W4 | 4.407<br>2.870 |
| KITCHEN | 3.507 | 0.584 | W3 | 2.100 |
| TOILET | 2.580 | 0.430 | V | 0.450 |
| W.C. | 1.500 | 0.250 | V1 | 0.412 |

NOTE:- All Dimensions Are in Meter.

SHEET CONTENT :-
1ST TO 3RD FLOOR PLAN, AREA LINE DIAGRAM & BUILT UP AREA CALCULATIONS, TERRACE FLOOR PLAN, BALCONY AREA STATEMENT & TERRACE AREA STATEMENT, SCHEDULE OF DOORS & WINDOWS, LIGHT & VENTILATION STATEMENT.

DESCRIPTION OF PROPOSAL & PROPERTY

PROPOSED RESIDENTIAL COMPLEX ON OLD SURVEY NO. 154/1 (NEW S. NO.399/132, 399/133, 399/134, 399/135, 399/136, 399/137, 399/147, 399/148, 399/148A, 399/170 & 399/171.) 162/3 & 154/3, AT VILLAGE -SHIRDON, TALUKA - PANVEL, DISTRICT - RAIGAD.

| NAME & SIGN OF OWNER. | SIGNATURE OF ARCHITECT. |
|---|---|
| For SAI PROVISO DEVELOPERS<br>FOR<br>Sai Proviso Developers<br>( Mr. Sanjay Gawande ) | RAJESH R. C. ARCHITECT<br>1-13, MAHAVIR CENTRE, SECTOR - 17, VASHI, NAVI MUMBAI. |
| For PROVISO BUILDERS AND DEVELOPERS<br>Partner<br>FOR<br>Proviso Builders and Developers<br>( Mr. Kashish Gupta ) | A/ RAJESH R.C. |
| | NAME OF ARCHITECT. |

| | | |
|---|---|---|
| NORTH | DRG. No. | |
| | SCALE | 1:100 |
| | JOB. No. | - |
| | DRN BY | PRABHAKAR |
| | CHD BY | AJ |
| | DATE | 26/11/2015 |

RAJESH R.C.
1/13, MAHAVIR CENTRE, SECTOR NO :-17, VASHI, NAVI MUMBAI.
TEL:-2789 2629 / 25

DEVELOPMENT PERMISSION GRANTED
Subject to the conditions mentioned in this office's letter No.:
CIDCO/NAINA/Panvel/Shirdhon/1825/cc/2015/2235
Dated 27 NOV 2015
Associate Planner (NAINA)

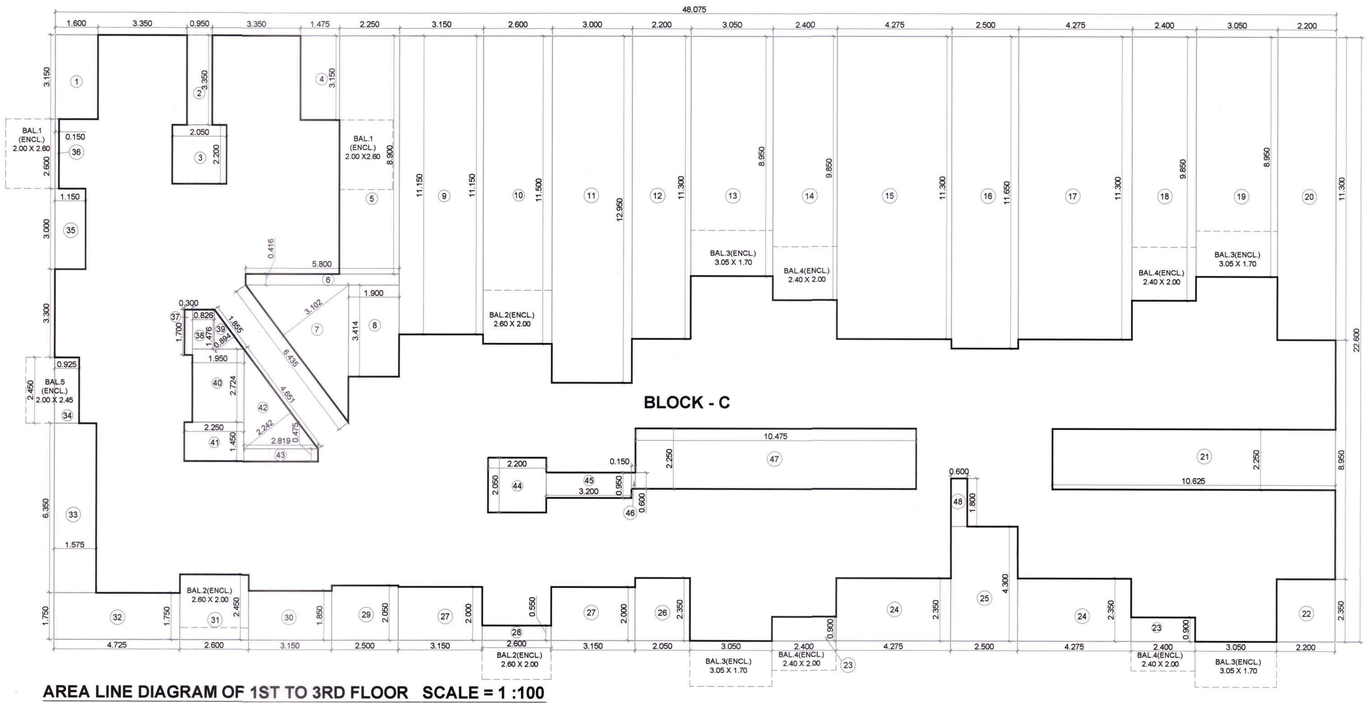


AREA LINE DIAGRAM OF 1ST TO 3RD FLOOR SCALE = 1 :100

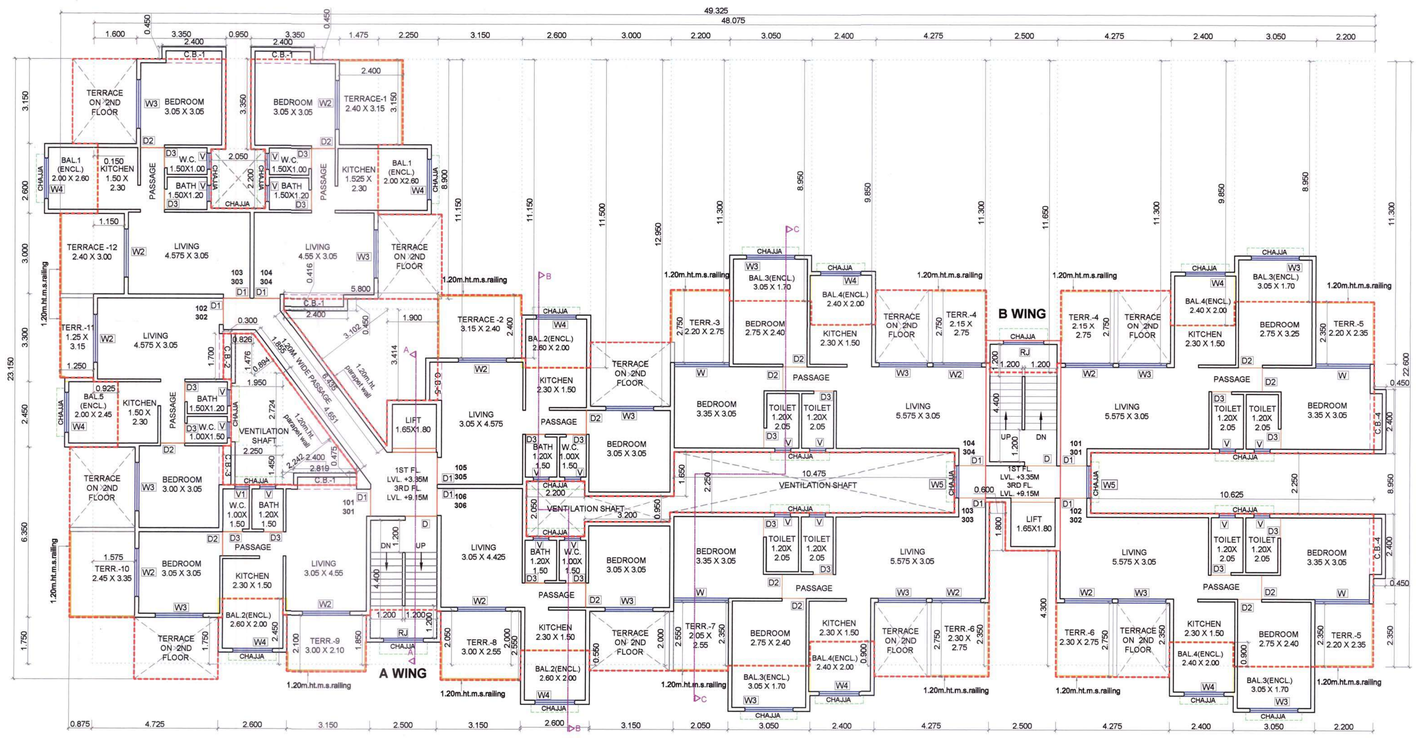


1ST & 3RD FLOOR PLAN SCALE = 1 :100

**FIRST TO THIRD FLOOR AREA CALCULATION**

| Discription | | Length | | Breath | No. | Area in sqm |
|---|---|---|---|---|---|---|
| BLOCK - C | | 48.075 | X | 22.600 | 1 | 1086.495 |
| (A) | | | | | | 1086.495 |
| **DEDUCTIONS** | | | | | | |
| 1 | | X 1.600 | X | 3.150 | 1 | 5.040 |
| 2 | | X 0.950 | X | 3.350 | 1 | 3.183 |
| 3 | | X 2.050 | X | 2.200 | 1 | 4.510 |
| 4 | | X 1.475 | X | 3.150 | 1 | 4.646 |
| 5 | | X 2.250 | X | 8.900 | 1 | 20.025 |
| 6 | | X 5.800 | X | 0.416 | 1 | 2.413 |
| 7 | 0.500 | X 6.435 | X | 3.102 | 1 | 9.981 |
| 8 | | X 1.900 | X | 3.414 | 1 | 6.487 |
| 9 | | X 3.150 | X | 11.150 | 1 | 35.123 |
| 10 | | X 2.600 | X | 11.500 | 1 | 29.900 |
| 11 | | X 3.000 | X | 12.950 | 1 | 38.850 |
| 12 | | X 2.200 | X | 11.300 | 1 | 24.860 |
| 13 | | X 3.050 | X | 8.950 | 1 | 27.298 |
| 14 | | X 2.400 | X | 9.850 | 1 | 23.640 |
| 15 | | X 4.275 | X | 11.300 | 1 | 48.308 |
| 16 | | X 2.500 | X | 11.650 | 1 | 29.125 |
| 17 | | X 4.275 | X | 11.300 | 1 | 48.308 |
| 18 | | X 2.400 | X | 9.850 | 1 | 23.640 |
| 19 | | X 3.050 | X | 8.950 | 1 | 27.298 |
| 20 | | X 2.200 | X | 11.300 | 1 | 24.860 |
| 21 | | X 2.250 | X | 10.625 | 1 | 23.906 |
| 22 | | X 2.200 | X | 2.350 | 1 | 5.170 |
| 23 | | X 2.400 | X | 0.900 | 2 | 4.320 |
| 24 | | X 4.275 | X | 2.350 | 2 | 20.093 |
| 25 | | X 2.500 | X | 4.300 | 1 | 10.750 |
| 26 | | X 2.050 | X | 2.350 | 1 | 4.818 |
| 27 | | X 3.150 | X | 2.000 | 2 | 12.600 |
| 28 | | X 2.600 | X | 0.550 | 1 | 1.430 |
| 29 | | X 2.500 | X | 2.050 | 1 | 5.125 |
| 30 | | X 3.150 | X | 1.850 | 1 | 5.828 |
| 31 | | X 2.600 | X | 2.450 | 1 | 6.370 |
| 32 | | X 4.725 | X | 1.750 | 1 | 8.269 |
| 33 | | X 1.575 | X | 6.350 | 1 | 10.001 |
| 34 | | X 0.925 | X | 2.450 | 1 | 2.266 |
| 35 | | X 1.150 | X | 3.000 | 1 | 3.450 |
| 36 | | X 0.150 | X | 2.600 | 1 | 0.390 |
| 37 | | X 0.300 | X | 1.700 | 1 | 0.510 |
| 38 | | X 0.826 | X | 1.476 | 1 | 1.219 |
| 39 | 0.500 | X 1.855 | X | 0.894 | 1 | 0.829 |
| 40 | | X 1.950 | X | 2.724 | 1 | 5.312 |
| 41 | | X 2.250 | X | 1.450 | 1 | 3.263 |
| 42 | 0.500 | X 4.651 | X | 2.242 | 1 | 5.214 |
| 43 | | X 2.819 | X | 0.475 | 1 | 1.339 |
| 44 | | X 2.200 | X | 2.050 | 1 | 4.510 |
| 45 | | X 3.200 | X | 0.950 | 1 | 3.040 |
| 46 | | X 0.150 | X | 0.600 | 1 | 0.090 |
| 47 | | X 10.475 | X | 2.250 | 1 | 23.569 |
| 48 | | X 0.600 | X | 1.800 | 1 | 1.080 |
| (B) | | **TOTAL** | | | | 612.251 |
| Gross Area (A-B) | | 1086.495 | - | 612.251 | | 474.244 |
| **Prop. Net Area on 1ST To 3RD Floor** | | | | | | 474.244 |
| PERMISSIBLE BALCONY (474.244 X 15%) | | | | | | 71.137 |

PROPOSED BALCONY AREA

| TYPE OF BAL | Length | | Breath | Nos. | AREA |
|---|---|---|---|---|---|
| Bal.-1 (ENCL) | 2.000 | X | 2.600 | 2 | 10.400 |
| Bal.-2 (ENCL) | 2.600 | X | 2.000 | 3 | 15.600 |
| Bal.-3 (ENCL) | 3.050 | X | 1.700 | 4 | 20.740 |
| Bal.-4 (ENCL) | 2.400 | X | 2.000 | 4 | 19.200 |
| Bal.-5 (ENCL) | 2.000 | X | 2.450 | 1 | 4.900 |
| TOTAL | | | | 14 | 70.840 |
| PROPOSED BALCONY AREA PER FLOOR | | | | | 70.840 |
| BALANCE BALCONY AREA | | | | | 0.297 |

| Sr. No. | Item | Site Plan on whitePrint | Building Plan on White Print |
|---|---|---|---|
| 1 | Plot Line | | |
| 2 | Existing Street | | |
| 3 | Future Street | | |
| 4 | Permisible Building line | | |
| 5 | Marginal Open Spaces | No colour | |
| 6 | Drainage & Sewerage Work | | |
| 7 | Water Supply Work | | |
| 8 | RWH Line | | |

| TOTAL UNITS | |
|---|---|
| COMMERCIAL | 0 |
| RESIDENTIAL | 30 |

| SPECIFICATIONS | |
|---|---|
| External wall thk | 0.15M |
| Internal wall thk | 0.10M |

SCHEDULE OF DOORS & WINDOWS

| TYPE | SIZE IN MM | AREA IN SQM | DESCRIPTION |
|---|---|---|---|
| D | 1.20 X 2.10 | 2.520 | T.w Panel door |
| D1 | 1.0 X 2.10 | 2.100 | T.w Panel door |
| D2 | 0.9 X 2.10 | 1.890 | T.w Panel door |
| D3 | 0.75 X 2.10 | 1.575 | T.w Panel door |
| W | 2.05 X 2.15 | 4.407 | Al.Sliding French window |
| W1 | 2.05 X 1.40 | 2.870 | Al.Sliding French window |
| W2 | 1.80 X 2.15 | 3.870 | Al.Sliding French window |
| W3 | 1.80 X 1.40 | 2.520 | Al.Sliding French window |
| W4 | 1.50 X 1.40 | 2.100 | Al.Sliding French window |
| W5 | 1.20 X 1.20 | 1.440 | Al.Sliding French window |
| V | 0.60 X 0.75 | 0.450 | Al.Louverd Window |
| V1 | 0.550 X0.75 | 0.412 | Al.Louverd Window |
| RJ | 1.80 X 1.40 | 2.520 | RCC JALI |

LIGHT & VENTILATION STATEMENT :-

| Room | Carpet Area sqm | Reqd. Area in m. | Type | Area sqm. |
|---|---|---|---|---|
| LIVING | 17.004 | 2.834 | W | 3.870 |
| | | | W2 | 2.520 |
| BED ROOM | 10.218 | 1.703 | W1 | 4.407 |
| | | | W4 | 2.870 |
| KITCHEN | 3.507 | 0.584 | W3 | 2.100 |
| TOILET | 2.580 | 0.430 | V | 0.450 |
| W.C. | 1.500 | 0.250 | V1 | 0.412 |

NOTE:- All Dimensions Are in Meter.

SHEET CONTENT :-
1ST TO 3RD FLOOR PLAN, AREA LINE DIAGRAM & BUILT UP AREA CALCULATIONS, TERRACE FLOOR PLAN, BALCONY AREA STATEMENT & TERRACE AREA STATEMENT, SCHEDULE OF DOORS & WINDOWS, LIGHT & VENTILATION STATEMENT.

DESCRIPTION OF PROPOSAL & PROPERTY

PROPOSED RESIDENTIAL COMPLEX ON OLD SURVEY NO. 154/1 (NEW S. NO.399/132, 399/133, 399/134, 399/135, 399/136, 399/137, 399/147, 399/148, 399/148A, 399/170 & 399/171.) 102/3 & 154/3, AT VILLAGE -SHIRDON, TALUKA - PANVEL, DISTRICT - RAIGAD.

NAME & SIGN OF OWNER.

FOR SAI PROVISO DEVELOPERS
FOR
Sai Proviso Developers
( Mr. Sanjay Gawande )

For PROVISO BUILDERS AND DEVELOPERS
FOR
Proviso Builders and Developers
( Mr. Kashish Gupta ) Partner

SIGNATURE OF ARCHITECT.

RAJESH R. C. ARCHITECT
1-13, MAHAVIR CENTRE,
SECTOR - 17, VASHI,
NAVI MUMBAI - 400 705.

NAME OF ARCHITECT.

RAJESH R.C.
1/13, MAHAVIR CENTRE,
SECTOR NO :-17, VASHI,
NAVI MUMBAI.
TEL:-2789 2629 / 25

NORTH

| | |
|---|---|
| DRG. No. | |
| SCALE | 1:100 |
| JOB. No. | - |
| DRN BY | PRABHAKAR |
| CHD BY | AJ |
| DATE | 26/11/2015 |




## FRONT ELEVATION SCALE = 1 :100

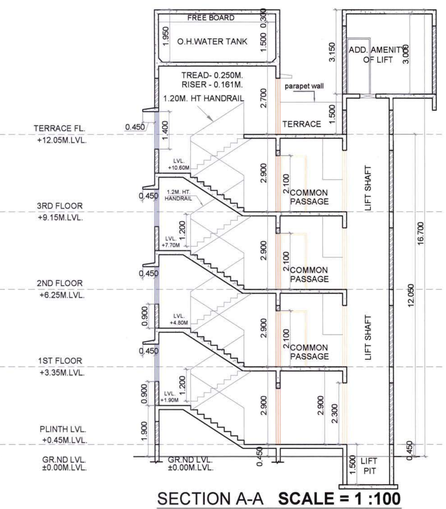


## SECTION A-A SCALE = 1 :100

DEVELOPMENT PERMISSION GRANTED
Subject to the conditions mentioned in this office's letter No.:
CIDCO/NAINA/Panvel/Shirdhan/BP-s/cc/2015/2225
Dated 27 NOV 2015
Associate Planner (NAINA)

| Sr. No. | Item | Site Plan on whitePrint | Building Plan on White Print |
|---|---|---|---|
| 1 | Plot Line | ——— | |
| 2 | Existing Street | ——— | |
| 3 | Future Street | ——— | |
| 4 | Permissible Building line | | ---------- |
| 5 | Marginal Open Spaces | No colour | |
| 6 | Drainage & Sewerage Work | ——— | |
| 7 | Water Supply Work | ——— | |
| 8 | RWH Line | ——— | |

| | |
|---|---|
| TOTAL UNITS | |
| COMMERCIAL | 0 |
| RESIDENTIAL | 30 |

| SPECIFICATIONS | |
|---|---|
| External wall thk | 0.15M |
| Internal wall thk | 0.10M |

SCHEDULE OF DOORS & WINDOWS

| TYPE | SIZE IN MM | AREA IN SQM | DESCRIPTION |
|---|---|---|---|
| D | 1.20 X 2.10 | 2.520 | T.w Panel door |
| D1 | 1.0 X 2.10 | 2.100 | T.w Panel door |
| D2 | 0.9 X 2.10 | 1.890 | T.w Panel door |
| D3 | 0.75 X 2.10 | 1.575 | T.w Panel door |
| W | 2.05 X 2.15 | 4.407 | Al.Sliding French window |
| W1 | 2.05 X 1.40 | 2.870 | Al.Sliding French window |
| W2 | 1.80 X 2.15 | 3.870 | Al.Sliding French window |
| W3 | 1.80 X 1.40 | 2.520 | Al.Sliding French window |
| W4 | 1.50 X 1.40 | 2.100 | Al.Sliding French window |
| W5 | 1.20 X 1.20 | 1.440 | Al.Sliding French window |
| V | 0.60 X 0.75 | 0.450 | Al.Louverd Window |
| V1 | 0.550 X0.75 | 0.412 | Al.Louverd Window |
| RJ | 1.80 X 1.40 | 2.520 | RCC JALI |

LIGHT & VENTILATION STATEMENT :-

| Room | Carpet Area sqm | Reqd. Area in m. | Type | Area sqm. |
|---|---|---|---|---|
| LIVING | 17.004 | 2.834 | W | 3.870 |
| | | | W2 | 2.520 |
| BED ROOM | 10.218 | 1.703 | W1 | 4.407 |
| | | | W4 | 2.870 |
| KITCHEN | 3.507 | 0.584 | W3 | 2.100 |
| TOILET | 2.580 | 0.430 | V | 0.450 |
| W.C. | 1.500 | 0.250 | V1 | 0.412 |

NOTE:- All Dimensions Are in Meter.

SHEET CONTENT :-
1ST TO 3RD FLOOR PLAN, AREA LINE DIAGRAM & BUILT UP AREA CALCULATIONS, TERRACE FLOOR PLAN, BALCONY AREA STATEMENT & TERRACE AREA STATEMENT, SCHEDULE OF DOORS & WINDOWS, LIGHT & VENTILATION STATEMENT.

DESCRIPTION OF PROPOSAL & PROPERTY

PROPOSED RESIDENTIAL COMPLEX ON OLD SURVEY NO. 154/1 (NEW S. NO.399/132, 399/133, 399/134, 399/135, 399/136, 399/137, 399/147, 399/148, 399/148A, 399/170 & 399/171,) 162/3 & 154/3, AT VILLAGE -SHIRDON, TALUKA - PANVEL, DISTRICT - RAIGAD.

| NAME & SIGN OF OWNER. | SIGNATURE OF ARCHITECT. |
|---|---|
| For SAI PROVISO DEVELOPERS FOR Sai Proviso Developers ( Mr. Sanjay Gawande ) PARTNER | RAJESH R. C. ARCHITECT 1-13, MAHAVIR CENTRE, SECTOR - 17, VASHI, NAVI MUMBAI. |
| For PROVISO BUILDERS AND DEVELOPERS FOR Proviso Builders and Developers ( Mr. Kashish Gupta ) Partner | NAME OF ARCHITECT. RAJESH R.C. 1/13, MAHAVIR CENTRE, SECTOR NO :-17, VASHI, NAVI MUMBAI. TEL:-2789 2629 / 25 |

| | | |
|---|---|---|
| NORTH | DRG. No. | |
| | SCALE | 1:100 |
| | JOB. No. | |
| | DRN BY | PRABHAKAR |
| | CHD BY | AJ |
| | DATE | 26/11/2015 |

| C.B. Area Statement ( 1st TO 3rd Floor ) | | | | | |
|---|---|---|---|---|---|
| C.B.-1 | 2.400 | X | 0.450 | 4 | 4.320 |
| C.B.-2 | 0.450 | X | 1.700 | 1 | 0.765 |
| C.B.-3 | 0.450 | X | 1.450 | 1 | 0.653 |
| C.B.-4 | 0.450 | X | 2.400 | 2 | 2.160 |
| C.B.-5 | 0.450 | X | 1.580 | 1 | 0.711 |
| TOTAL | | | | 9 | 8.609 |
| TOTAL C.B. 1ST TO 3RD FLOOR | | | | 27 | 25.826 |

| Terrace Area Statement ( 1st & 3rd Floor ) | | | | | |
|---|---|---|---|---|---|
| PERM.TERRACE | 474.244 X 20 / 100 | | | | 94.849 |
| TERR.-1 | 2.400 | X | 3.150 | 1 | 7.560 |
| TERR.-2 | 3.150 | X | 2.400 | 1 | 7.560 |
| TERR.-3 | 2.200 | X | 2.750 | 1 | 6.050 |
| TERR.-4 | 2.150 | X | 2.750 | 2 | 11.825 |
| TERR.-5 | 2.200 | X | 2.350 | 2 | 10.340 |
| TERR.-6 | 2.300 | X | 2.750 | 2 | 12.650 |
| TERR.-7 | 2.050 | X | 2.550 | 1 | 5.228 |
| TERR.-8 | 3.000 | X | 2.550 | 1 | 7.650 |
| TERR.-9 | 3.000 | X | 2.100 | 1 | 6.300 |
| TERR.-10 | 2.450 | X | 3.350 | 1 | 8.208 |
| TERR.-11 | 1.250 | X | 3.150 | 1 | 3.938 |
| TERR.-12 | 2.400 | X | 3.000 | 1 | 7.200 |
| TOTAL | | | | | 94.508 |
| Terrace Area Statement ( 2nd Floor ) | | | | | |
| PERM.TERRACE | 474.244 X 20 / 100 | | | | 94.849 |
| TERR.-1 | 2.400 | X | 3.150 | 2 | 15.120 |
| TERR.-2 | 3.000 | X | 2.400 | 1 | 7.200 |
| TERR.-3 | 2.125 | X | 2.750 | 4 | 23.375 |
| TERR.-4 | 3.150 | X | 2.200 | 1 | 6.930 |
| TERR.-5 | 3.150 | X | 2.300 | 1 | 7.245 |
| TERR.-6 | 2.450 | X | 3.150 | 1 | 7.718 |
| TOTAL | | | | | 67.588 |

| TENEMENT AREA STATEMENT | | | | | | |
|---|---|---|---|---|---|---|
| Flat/Shop No. | Carpet Area IN SQM. | BALCONY AREA (PARTIALLY ENCL.) | BALCONY AREA PROJECTED | PROPOSED TERRACE | C.B. AREA | B/U Area IN SQM. |
| (A-WING) | | | | | | |
| 101, 301 | 32.570 | 5.200 | - | 14.508 | 1.080 | 36.713 |
| 102, 302 | 32.494 | 4.900 | - | 3.937 | 1.417 | 36.258 |
| 103, 303 | 32.646 | 5.200 | - | 7.200 | 1.080 | 36.863 |
| 104, 304 | 32.628 | 5.200 | - | 7.560 | 2.160 | 36.919 |
| 105, 305 | 32.646 | 5.200 | - | 7.560 | 1.791 | 36.797 |
| 106, 306 | 32.189 | 5.200 | - | 7.650 | 1.080 | 36.505 |
| 201 | 32.570 | 5.200 | - | 7.245 | 1.080 | 36.713 |
| 202 | 32.494 | 4.900 | - | 7.718 | 1.417 | 36.258 |
| 203 | 32.646 | 5.200 | - | 7.560 | 1.080 | 36.863 |
| 204 | 32.628 | 5.200 | - | 7.560 | 2.160 | 36.919 |
| 205 | 32.646 | 5.200 | - | 7.200 | 1.791 | 36.797 |
| 206 | 32.189 | 5.200 | - | 6.930 | 1.080 | 36.505 |
| BUILDING - 5 | | | | | | |
| 101, 301 | 45.571 | 9.985 | - | 11.083 | 2.160 | 51.246 |
| 102, 302 | 45.929 | 9.985 | - | 11.495 | 2.160 | 51.311 |
| 103, 303 | 45.621 | 9.985 | - | 11.553 | 2.160 | 51.860 |
| 104, 304 | 45.571 | 9.985 | - | 11.963 | 2.160 | 51.119 |
| 201 | 45.571 | 9.985 | - | 5.844 | 2.160 | 51.246 |
| 202 | 45.929 | 9.985 | - | 5.844 | 2.160 | 51.311 |
| 203 | 45.621 | 9.985 | - | 5.844 | 2.160 | 51.860 |
| 204 | 45.571 | 9.985 | - | 5.844 | 2.160 | 51.119 |

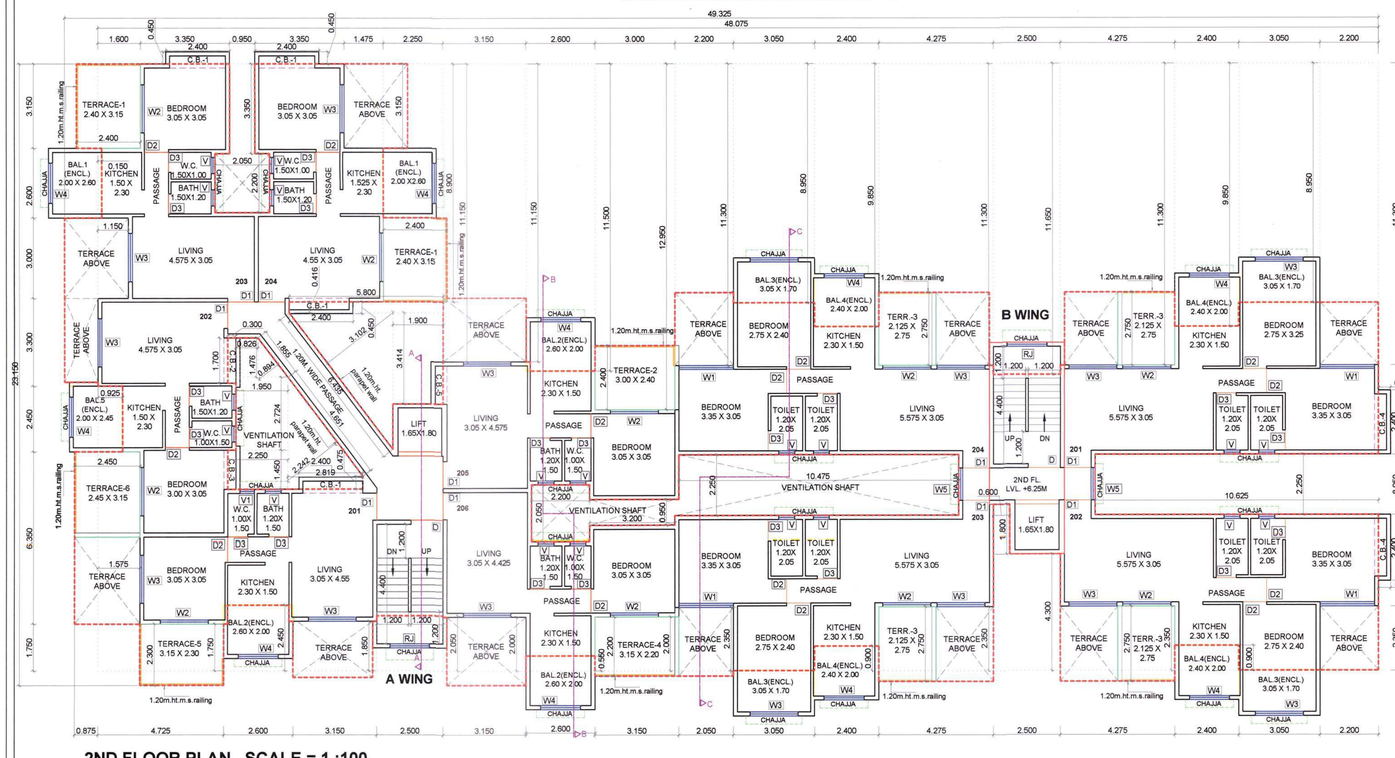


## 2ND FLOOR PLAN SCALE = 1 :100

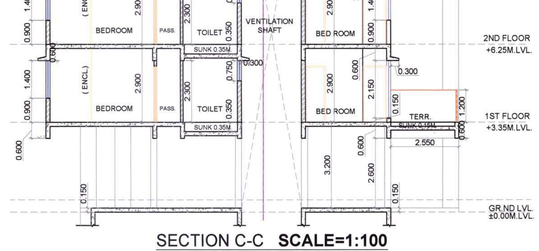


## SECTION C-C SCALE=1:100

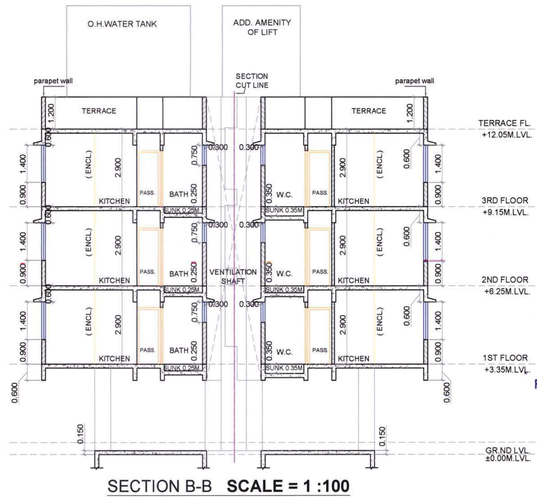


## SECTION B-B SCALE = 1 :100

# BUILDING NO. - 7

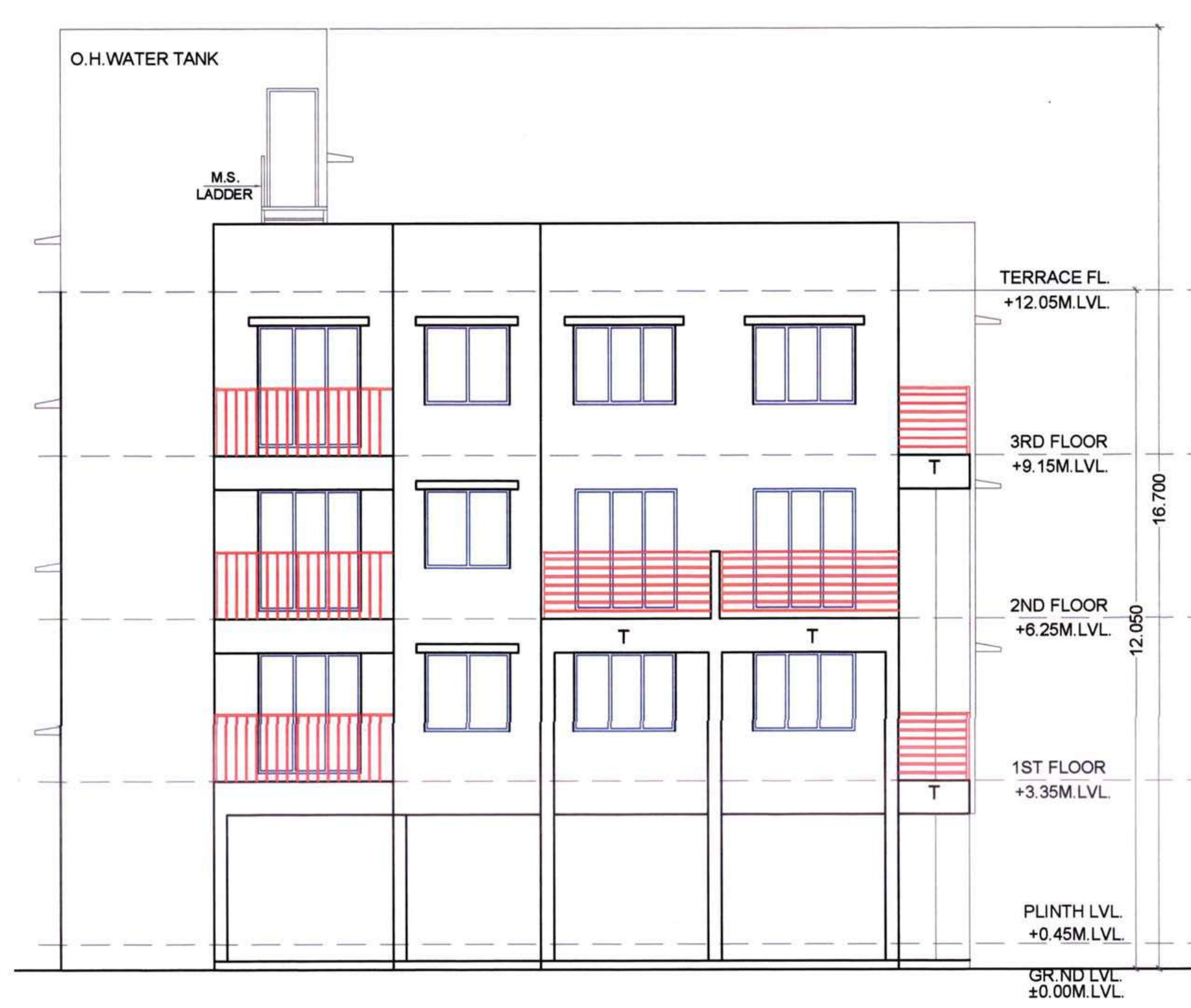

FRONT ELEVATION SCALE = 1 :100

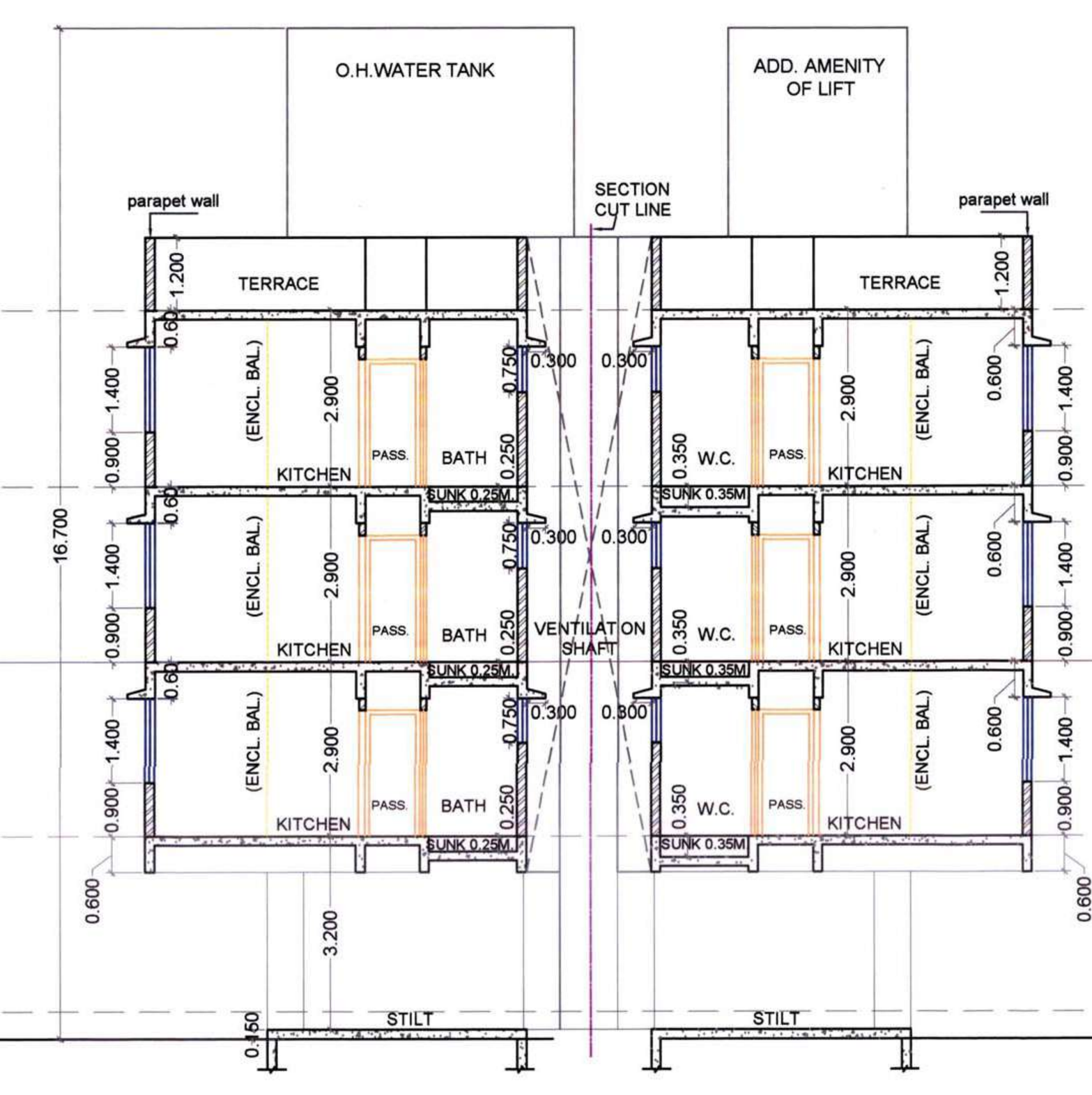

SECTION A-A SCALE = 1 :100

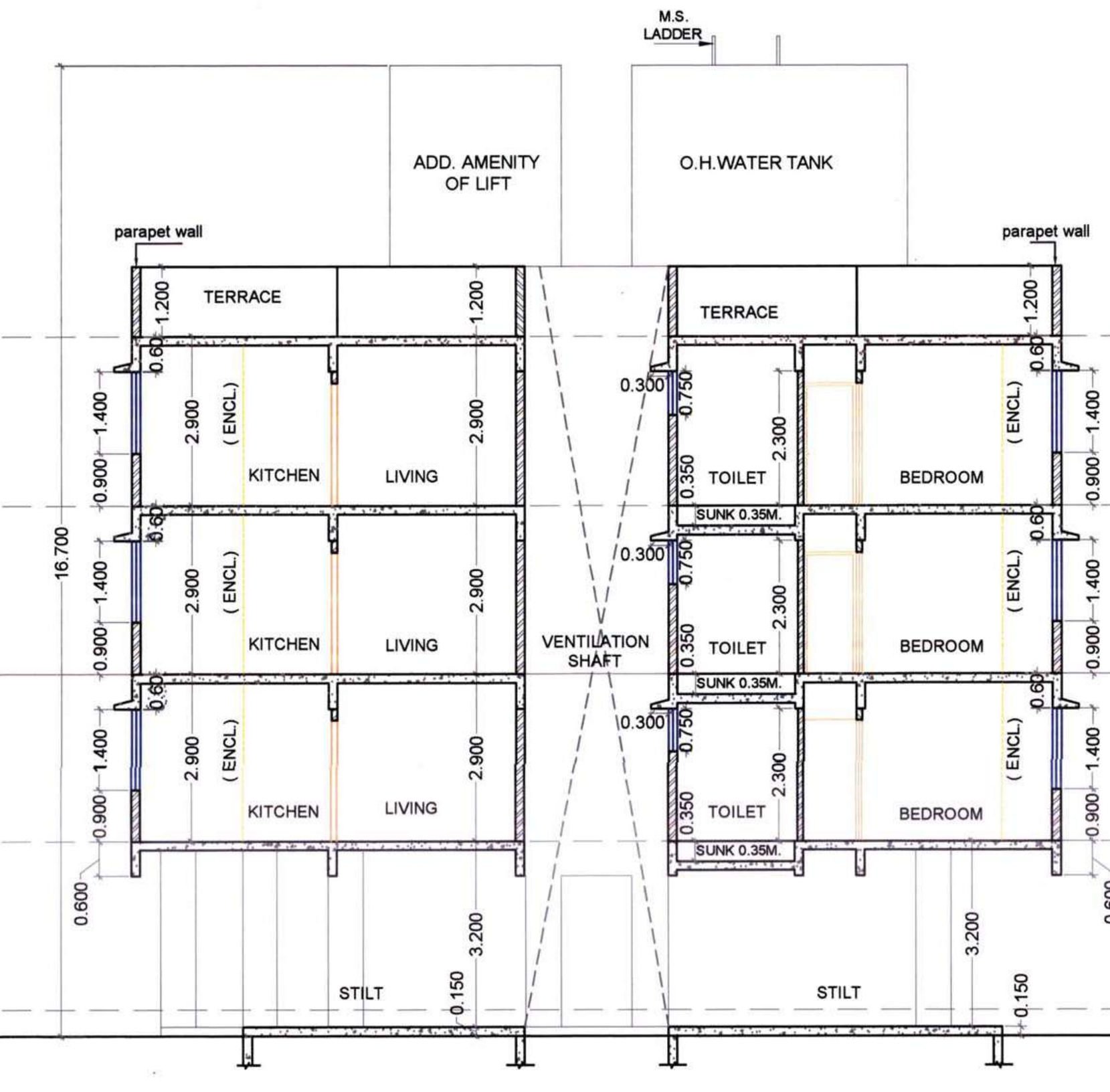

SECTION B-B SCALE=1:100

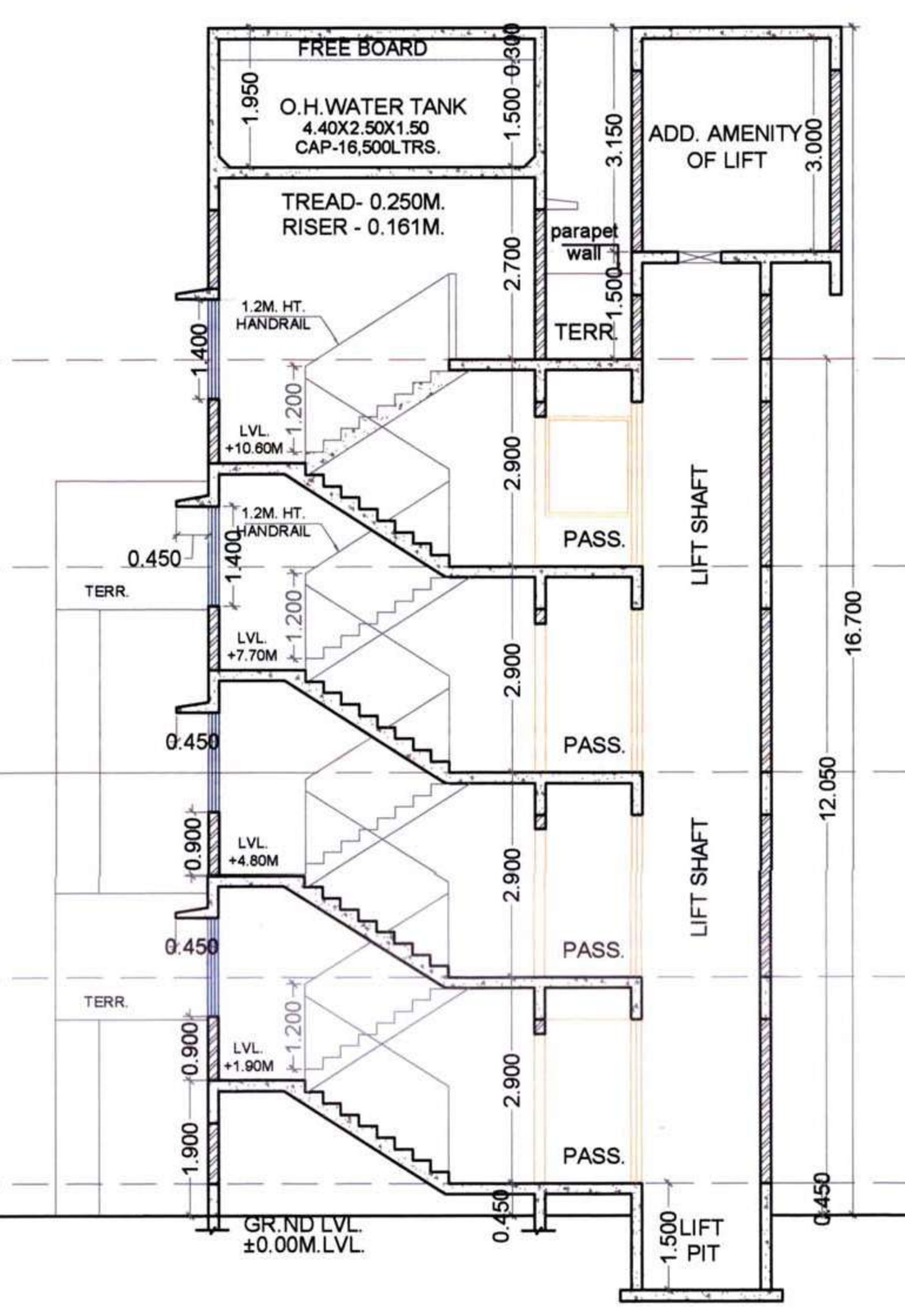

SECTION C-C SCALE = 1 :100

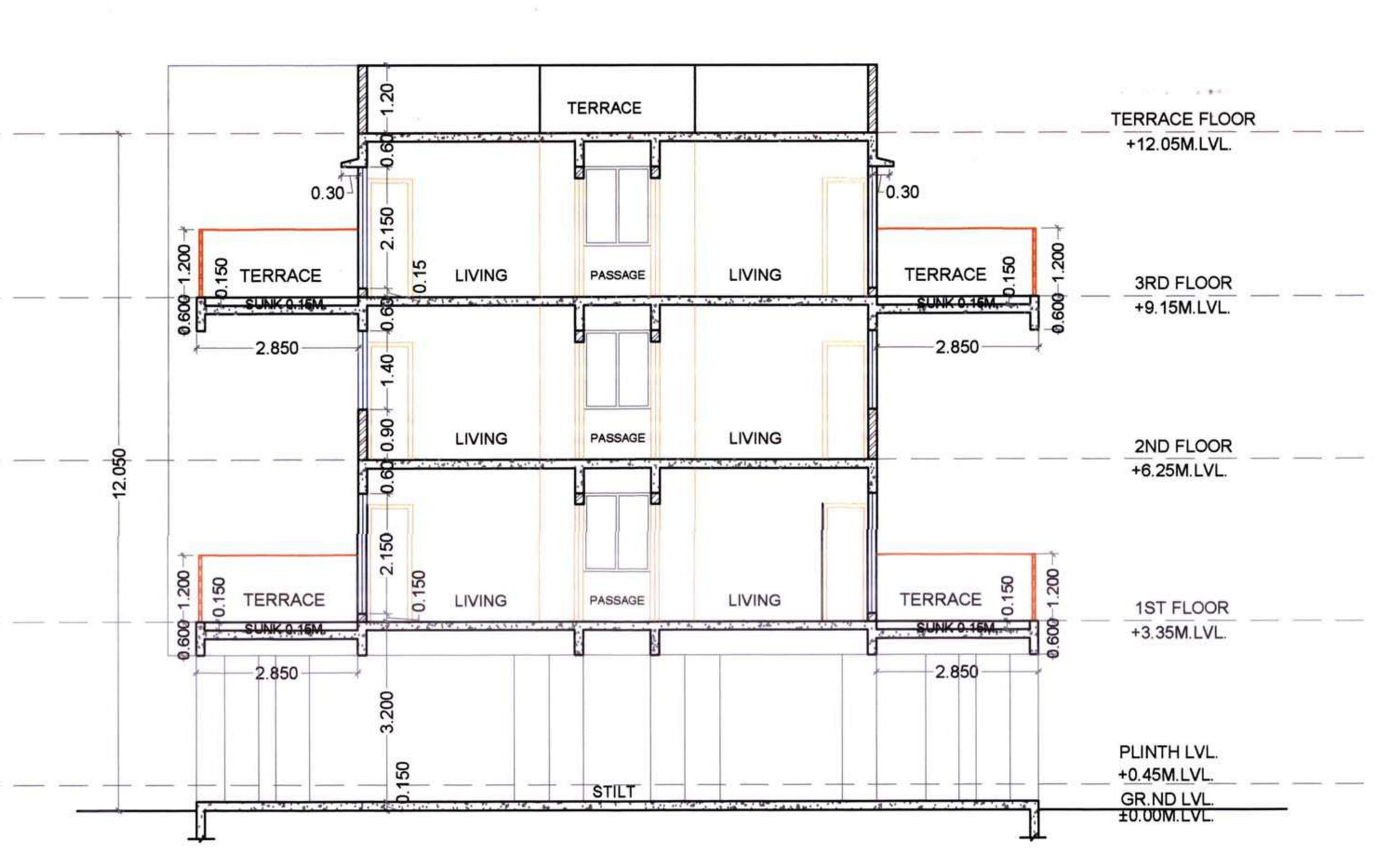

SECTION D-D SCALE = 1 :100

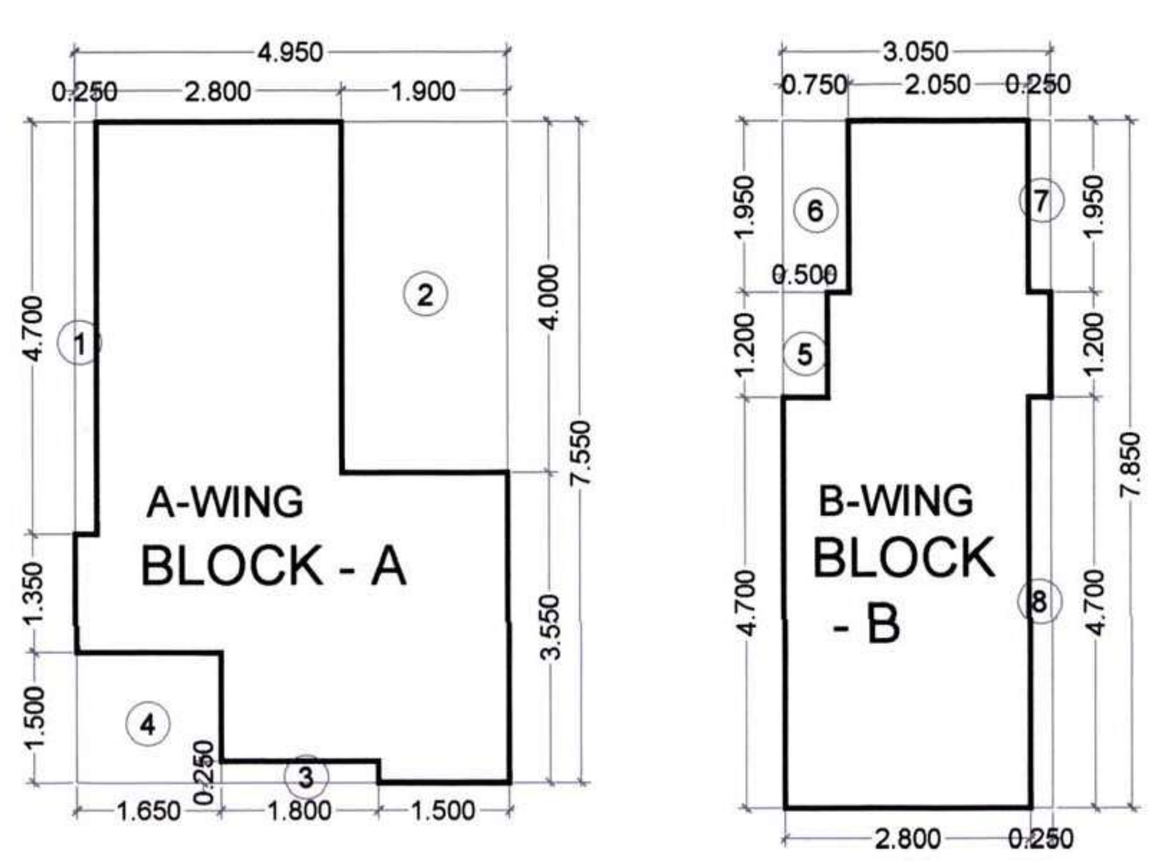

AREA LINE DIAGRAM OF GROUND FLOOR
SCALE = 1 :100

| GROUND FLOOR AREA CALCULATION | | | | | | | |
|---|---|---|---|---|---|---|---|
| Discription | | | Length | | Breath | No. | Area in sqm |
| Block A | | | 4.950 | X | 7.550 | 1 | 37.373 |
| Block B | | | 3.050 | X | 7.850 | 1 | 23.943 |
| (A) | | | | | | | 61.315 |
| DEDUCTIONS | | | | | | | |
| 1 | | X | 0.250 | X | 4.700 | 1 | 1.175 |
| 2 | | X | 1.900 | X | 4.000 | 1 | 7.600 |
| 3 | | X | 1.800 | | 0.250 | 1 | 0.450 |
| 4 | | X | 1.650 | | 1.500 | 1 | 2.475 |
| 5 | | X | 0.500 | | 1.200 | 1 | 0.600 |
| 6 | | X | 0.750 | | 1.950 | 1 | 1.463 |
| 7 | | X | 0.250 | | 1.950 | 1 | 0.488 |
| 8 | | X | 0.250 | | 4.700 | 1 | 1.175 |
| (B) | | | TOTAL | | | | 15.425 |
| Gross Area (A-B) | | | 61.315 | - | 15.425 | | 45.890 |
| Prop. Net Area on Ground Floor | | | | | | | 45.890 |

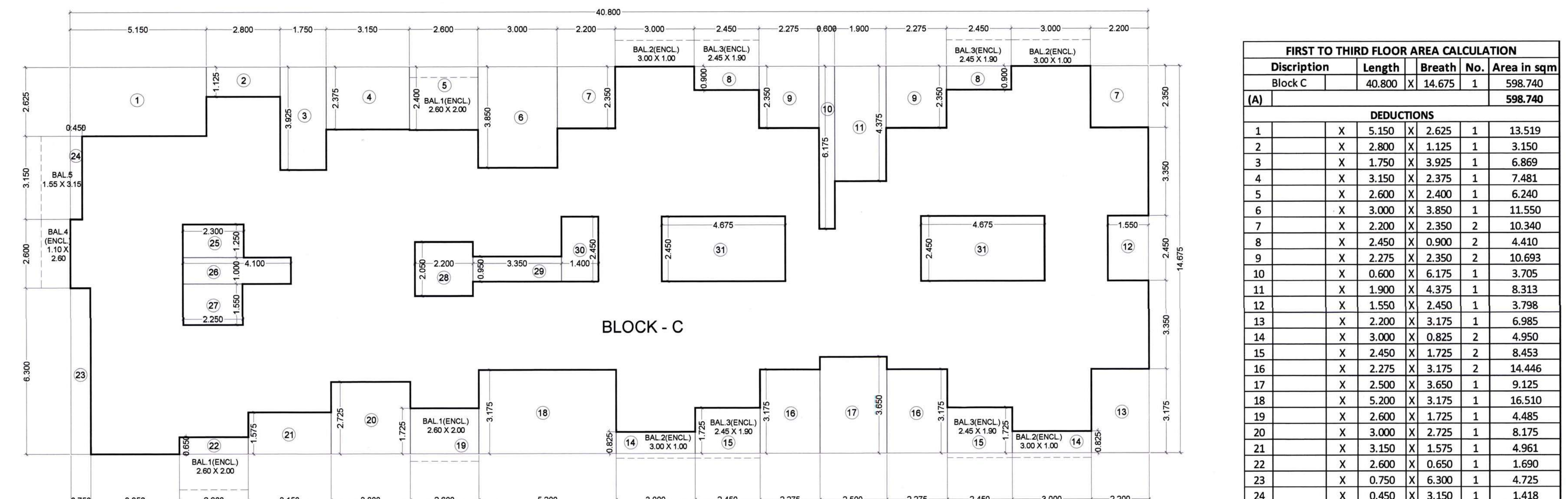

AREA LINE DIAGRAM OF 1ST TO 3RD FLOOR SCALE = 1 :100

| FIRST TO THIRD FLOOR AREA CALCULATION | | | | | | | |
|---|---|---|---|---|---|---|---|
| Discription | | | Length | | Breath | No. | Area in sqm |
| Block C | | | 40.800 | X | 14.675 | 1 | 598.740 |
| (A) | | | | | | | 598.740 |
| DEDUCTIONS | | | | | | | |
| 1 | | X | 5.150 | X | 2.625 | 1 | 13.519 |
| 2 | | X | 2.800 | X | 1.125 | 1 | 3.150 |
| 3 | | X | 1.750 | X | 3.925 | 1 | 6.869 |
| 4 | | X | 3.150 | X | 2.375 | 1 | 7.481 |
| 5 | | X | 2.600 | X | 2.400 | 1 | 6.240 |
| 6 | | X | 3.000 | X | 3.850 | 1 | 11.550 |
| 7 | | X | 2.200 | X | 2.350 | 2 | 10.340 |
| 8 | | X | 2.450 | X | 0.900 | 2 | 4.410 |
| 9 | | X | 2.275 | X | 2.350 | 2 | 10.693 |
| 10 | | X | 0.600 | X | 6.175 | 1 | 3.705 |
| 11 | | X | 1.900 | X | 4.375 | 1 | 8.313 |
| 12 | | X | 1.550 | X | 2.450 | 1 | 3.798 |
| 13 | | X | 2.200 | X | 3.175 | 1 | 6.985 |
| 14 | | X | 3.000 | X | 0.825 | 2 | 4.950 |
| 15 | | X | 2.450 | X | 1.725 | 2 | 8.453 |
| 16 | | X | 2.275 | X | 3.175 | 2 | 14.446 |
| 17 | | X | 2.500 | X | 3.650 | 1 | 9.125 |
| 18 | | X | 5.200 | X | 3.175 | 1 | 16.510 |
| 19 | | X | 2.600 | X | 1.725 | 1 | 4.485 |
| 20 | | X | 3.000 | X | 2.725 | 1 | 8.175 |
| 21 | | X | 3.150 | X | 1.575 | 1 | 4.961 |
| 22 | | X | 2.600 | X | 0.650 | 1 | 1.690 |
| 23 | | X | 0.750 | X | 6.300 | 1 | 4.725 |
| 24 | | X | 0.450 | X | 3.150 | 1 | 1.418 |
| 25 | | X | 2.300 | X | 1.250 | 1 | 2.875 |
| 26 | | X | 4.100 | X | 1.000 | 1 | 4.100 |
| 27 | | X | 2.250 | X | 1.550 | 1 | 3.488 |
| 28 | | X | 2.200 | X | 2.050 | 1 | 4.510 |
| 29 | | X | 3.350 | X | 0.950 | 1 | 3.183 |
| 30 | | X | 1.400 | X | 2.450 | 1 | 3.430 |
| 31 | | X | 4.675 | X | 2.450 | 2 | 22.908 |
| (B) | | | TOTAL | | | | 220.481 |
| Gross Area (A-B) | | | 598.740 | - | 220.481 | | 378.259 |
| Prop. Net Area on 1ST To 3RD Floor | | | | | | | 378.259 |

| | | | | | | |
|---|---|---|---|---|---|---|
| PERMISSIBLE BALCONY (378.259X 15%) | | | | | | 56.739 |
| PROPOSED BALCONY AREA | | | | | | |
| TYPE OF BAL | | Length | | Breath | Nos. | AREA |
| Bal.-1 (ENCL) | | 2.600 | X | 2.000 | 3 | 15.600 |
| Bal.-2 (ENCL) | | 3.000 | X | 1.000 | 4 | 12.000 |
| Bal.-3 (ENCL) | | 2.450 | X | 1.900 | 4 | 18.620 |
| Bal.-4 (ENCL) | | 1.100 | X | 2.600 | 1 | 2.860 |
| Bal.-5 | | 1.550 | X | 3.150 | 1 | 4.883 |
| TOTAL | | | | | 13 | 53.963 |
| PROPOSED BALCONY AREA PER FLOOR | | | | | | 53.963 |

| Terrace Area Statement ( 1st & 3rd Floor ) | | | | | |
|---|---|---|---|---|---|
| PERM.TERRACE | 378.259 X 20 / 100 | | | | 75.652 |
| TERR.-1 | 3.150 | X | 2.400 | 1 | 7.560 |
| TERR.-2 | 2.275 | X | 2.850 | 2 | 12.968 |
| TERR.-3 | 2.125 | X | 2.850 | 2 | 12.113 |
| TERR.-4 | 3.000 | X | 2.400 | 1 | 7.200 |
| TERR.-5 | 3.150 | X | 1.250 | 1 | 3.938 |
| TERR.-6 | 3.350 | X | 1.250 | 1 | 4.188 |
| TOTAL | | | | | 47.965 |

| Terrace Area Statement ( 2nd Floor ) | | | | | |
|---|---|---|---|---|---|
| PERM.TERRACE | 378.259 X 20 / 100 | | | | 75.652 |
| TERR.-1 | 3.000 | X | 2.400 | 2 | 14.400 |
| TERR.-2 | 2.200 | X | 2.850 | 4 | 25.080 |
| TERR.-3 | 1.850 | X | 3.225 | 1 | 5.966 |
| TERR.-4 | 1.850 | X | 3.075 | 1 | 5.689 |
| TOTAL | | | | | 51.135 |

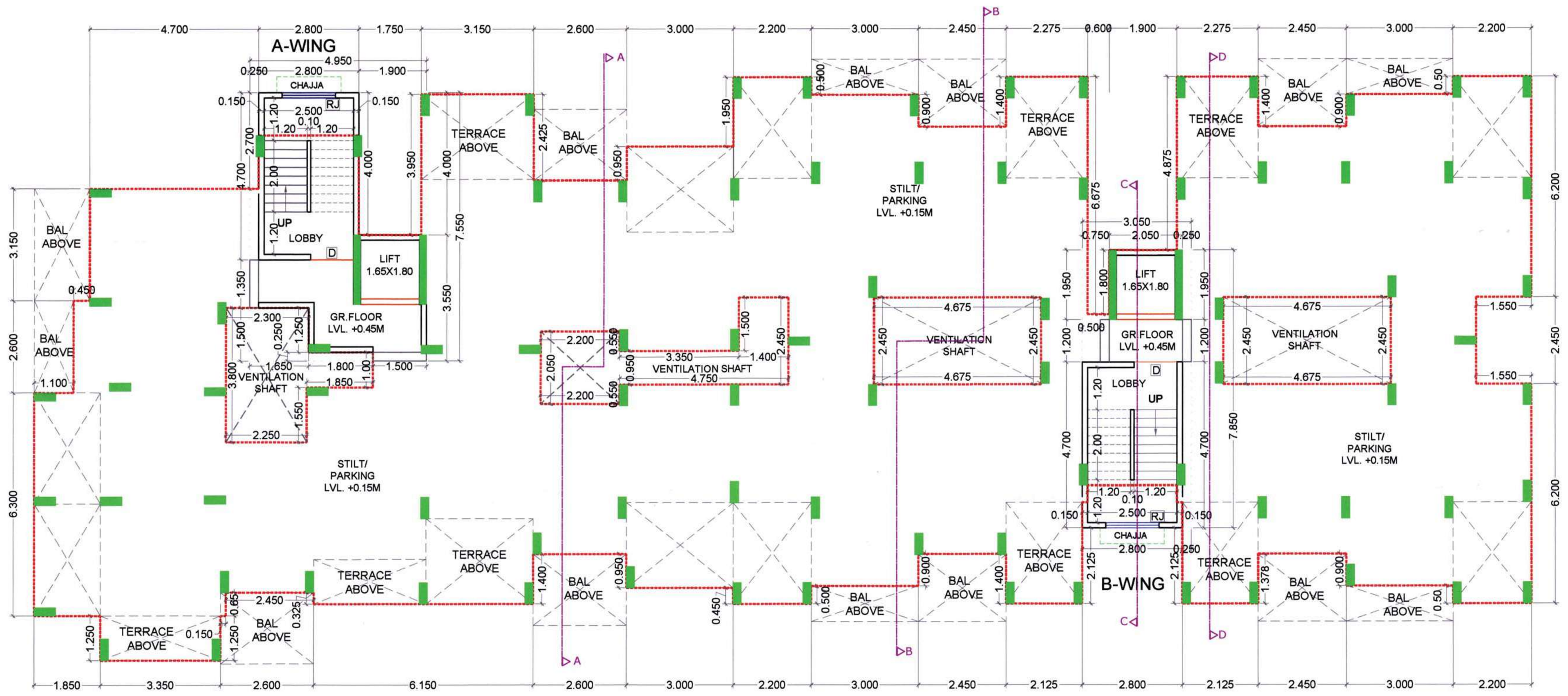

GROUND FLOOR PLAN SCALE = 1 :100

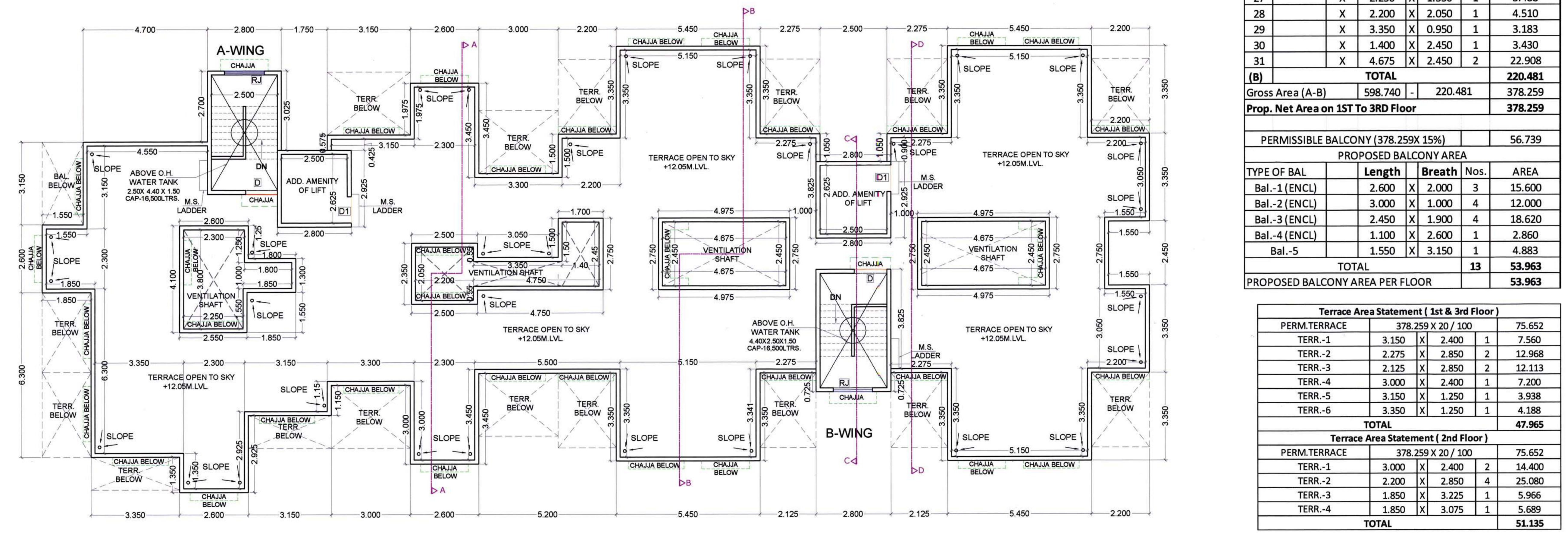

TERRACE FLOOR PLAN SCALE = 1 :100

| TENEMENT AREA STATEMENT | | | | | |
|---|---|---|---|---|---|
| Flat/Shop No. | Carpet Area IN SQM. | BALCONY AREA ( ENCL.) | BALCONY AREA PROJECTED | PROPOSED TERRACE | B/U Area |
| A-WING | | | | | |
| 101, 301 | 32.570 | 5.200 | - | 7.560 | 36.719 |
| 102, 302 | 32.646 | 5.200 | - | 7.200 | 36.612 |
| 103, 303 | 33.069 | 5.200 | - | 8.125 | 37.212 |
| 104, 304 | 33.028 | 2.860 | 4.882 | - | 37.174 |
| 201 | 32.570 | 5.200 | - | 7.200 | 36.719 |
| 202 | 32.646 | 5.200 | - | 7.200 | 36.612 |
| 203 | 33.069 | 5.200 | - | 5.966 | 37.212 |
| 204 | 33.028 | 2.860 | 4.882 | 5.689 | 37.174 |
| B-WING | | | | | |
| 101, 301 | 42.461 | 7.655 | - | 6.056 | 47.353 |
| 102, 302 | 42.461 | 7.655 | - | 6.484 | 47.465 |
| 103, 303 | 42.461 | 7.655 | - | 6.484 | 47.701 |
| 104, 304 | 42.461 | 7.655 | - | 6.056 | 47.604 |
| 201 | 42.461 | 7.655 | - | 6.270 | 47.353 |
| 202 | 42.461 | 7.655 | - | 6.484 | 47.465 |
| 203 | 42.461 | 7.655 | - | 6.270 | 47.701 |
| 204 | 42.461 | 7.655 | - | 6.270 | 47.604 |

**BUILT UP AREA STATEMENT ( TOTAL WING A+B+C )**

| FLOORS | B.U.AREA |
|---|---|
| GR. FLOOR | 45.890 |
| 1st FLOOR | 378.259 |
| 2nd FLOOR | 378.259 |
| 3rd FLOOR | 378.259 |
| TOTAL | 1180.667 |

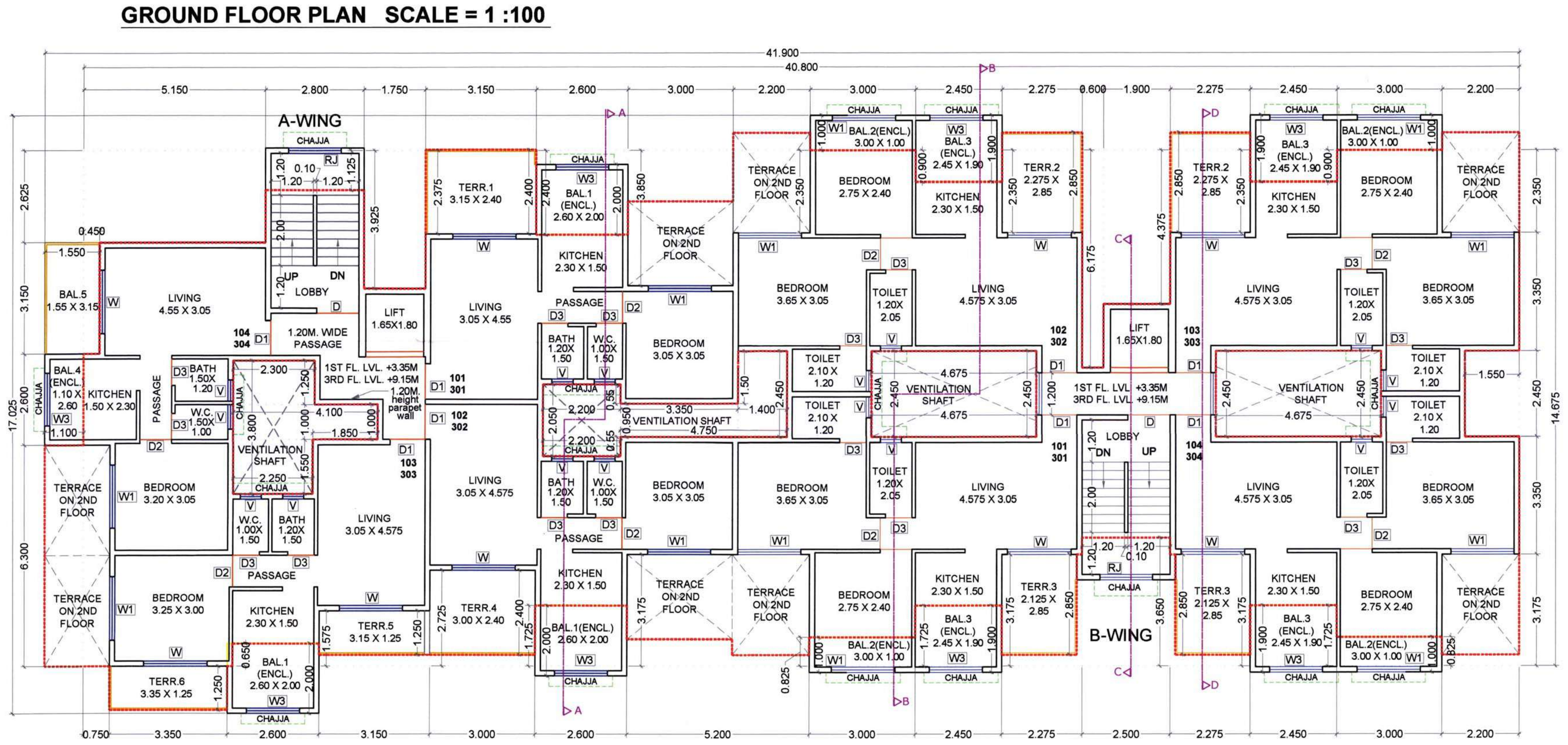

TYPICAL 1ST & 3RD FLOOR PLAN SCALE = 1 :100

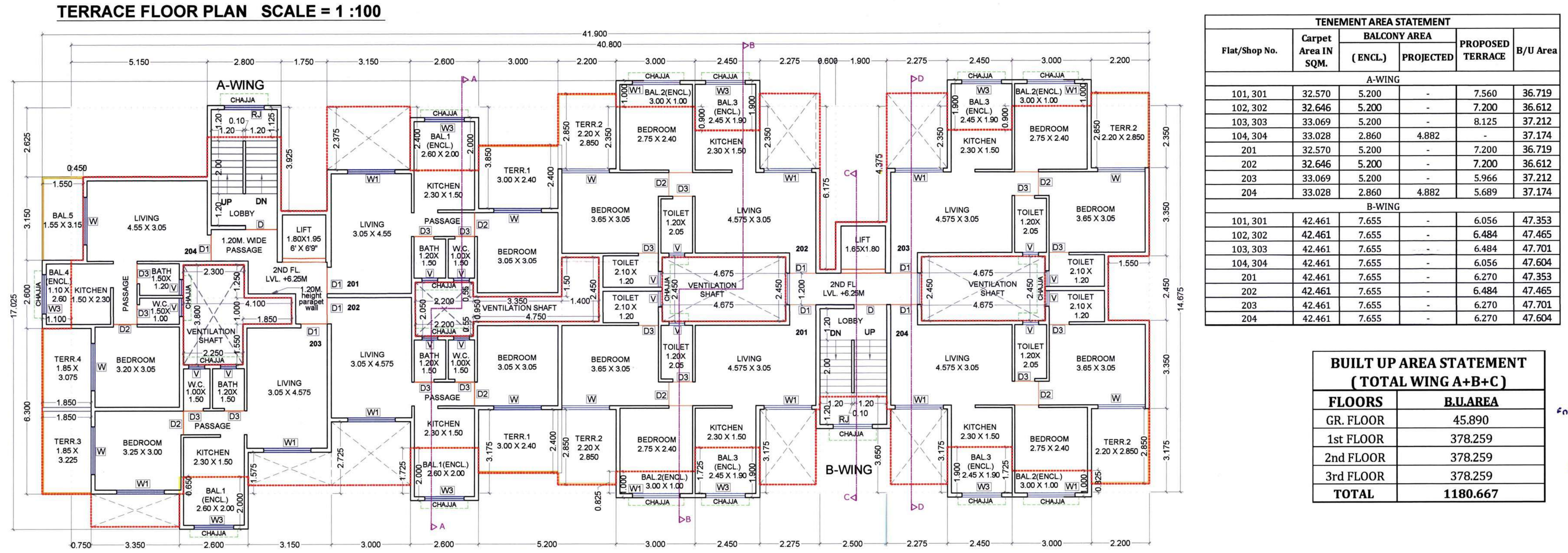

2ND FLOOR PLAN SCALE = 1 :100

STAMP OF APPROVAL 13/16

DEVELOPMENT PERMISSION GRANTED
Subject to the conditions mentioned in this office's letter No.:
CIDCO/NAINA/ Panvel/Shirdhon/BP-5/CC/2015/2225
Dated 27 NOV 2015
Associate Planner (NAINA)

| Sr. No. | Item | Site Plan on whitePrint | Building Plan on White Print |
|---|---|---|---|
| 1 | Plot Line | | |
| 2 | Existing Street | | |
| 3 | Future Street | | |
| 4 | Permisible Building line | | |
| 5 | Marginal Open Spaces | No colour | |
| 6 | Drainage & Sewerage Work | | |
| 7 | Water Supply Work | | |
| 8 | RWH Line | | |

| | |
|---|---|
| TOTAL UNITS | |
| RESIDENTIAL | 24 |

| SPECIFICATIONS | |
|---|---|
| External wall thk | 0.15M |
| Internal wall thk | 0.10M |

SCHEDULE OF DOORS & WINDOWS

| TYPE | SIZE IN MM | AREA IN SQM | DESCRIPTION |
|---|---|---|---|
| D | 1.20 X 2.10 | 2.520 | T.w Panel door |
| D1 | 1.0 X 2.10 | 2.100 | T.w Panel door |
| D2 | 0.9 X 2.10 | 1.890 | T.w Panel door |
| D3 | 0.75 X 2.10 | 1.575 | T.w Panel door |
| W | 1.80 X 2.15 | 3.870 | Al.Sliding French window |
| W1 | 1.80 X 1.40 | 2.520 | Al.Sliding French window |
| W2 | 1.50 X 2.15 | 3.225 | Al.Sliding French window |
| W3 | 1.50 X 1.40 | 2.100 | Al.Sliding French window |
| V | 0.60 X 0.75 | 0.450 | Al.Louverd Window |
| RJ | 1.80 X 1.40 | 2.520 | RCC JALI |

LIGHT & VENTILATION STATEMENT :-

| Room | Carpet Area sqm | Reqd. Area in m. | Type | Area sqm. |
|---|---|---|---|---|
| LIVING | 13.954 | 2.326 | W<br>W1 | 3.870<br>2.520 |
| BED ROOM | 9.302 | 1.550 | W<br>W1 | 3.870<br>2.520 |
| KITCHEN | 3.450 | 0.575 | W2<br>W3 | 3.225<br>2.100 |
| BATH | 1.800 | 0.300 | V | 0.450 |
| W.C. | 1.500 | 0.250 | V | 0.450 |
| TOILET | 2.520 | 0.420 | V | 0.450 |

NOTE:- ALL DIMENSIONS ARE IN METER.

SHEET CONTENT :-
STILT/GROUND FLOOR PLAN,1ST & 3RD FLOOR PLAN, 2ND FLOOR PLAN,TERRACE FLOOR PLAN, TERRACE AREA STATEMENT, C.B.AREA STATEMENT, TENEMENT AREA STATEMENT, BUA AREA STATEMENT, AREA LINE DIAGRAM & AREA CALCULATION, SECTION - AA, SECTION BB SECTION CC & FRONT ELEVATION, SCHEDULE OF DOORS & WINDOWS, LIGHT & VENTILATION STATEMENT.

DESCRIPTION OF PROPOSAL & PROPERTY
PROPOSED RESIDENTIAL COMPLEX ON OLD SURVEY NO. 154/1 (NEW S. NO.399/132, 399/133, 399/134, 399/135, 399/136, 399/137, 399/147, 399/148, 399/148A, 399/170 & 399/171.) 162/3 & 154/3, AT VILLAGE -SHIRDON, TALUKA - PANVEL, DISTRICT - RAIGAD.

| NAME & SIGN OF OWNER. | SIGNATURE OF ARCHITECT. |
|---|---|
| For SAI PROVISO DEVELOPERS<br>FOR<br>Sai Proviso Developers<br>( Mr. Sanjay Gawande )<br>For PROVISO BUILDERS AND DEVELOPERS PARTNER<br>FOR<br>Proviso Builders and Developers<br>( Mr. Kashish Gupta ) | RAJESH R. C. ARCHITECT<br>1-13, MAHAVIR CENTRE, SECTOR - 17, VASHI, NAVI MUMBAI - 400 705.<br>Ar. RAJESH R . C . |
| | NAME OF ARCHITECT. |

| | | | |
|---|---|---|---|
| NORTH | DRG. No. | | RAJESH R.C.<br>1/13, MAHAVIR CENTRE, SECTOR NO :-17, VASHI, NAVI MUMBAI.<br>TEL:-2789 2629 / 25 |
| | SCALE | 1:100 | |
| | JOB. No. | - | |
| | DRN BY | PRABHAKAR | |
| | CHD BY | AJ | |
| | DATE | 26/11/2015 | |

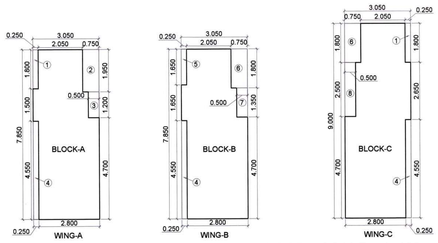


AREA LINE DIAGRAM OF GROUND FLOOR SCALE = 1 :100

| GROUND FLOOR AREA CALCULATION | | | | | | | | |
|---|---|---|---|---|---|---|---|---|
| Discription | | Length | | Breath | No. | Area in sqm |
| Block - A | | 3.050 | X | 7.850 | 1 | 23.943 |
| Block - B | | 3.050 | X | 7.850 | 1 | 23.943 |
| Block - C | | 3.050 | X | 9.000 | 1 | 27.450 |
| (A) | TOTAL | | | | | 75.335 |
| DEDUCTIONS | | | | | | |
| 1 | | X | 0.250 | X | 1.800 | 2 | 0.900 |
| 2 | | X | 0.750 | X | 1.950 | 1 | 1.463 |
| 3 | | X | 0.500 | X | 1.200 | 1 | 0.600 |
| 4 | | X | 0.250 | X | 4.550 | 3 | 3.413 |
| 5 | | X | 0.250 | X | 1.650 | 1 | 0.413 |
| 6 | | X | 0.750 | X | 1.800 | 2 | 2.700 |
| 7 | | X | 0.500 | X | 1.350 | 1 | 0.675 |
| 8 | | X | 0.500 | X | 2.500 | 1 | 1.250 |
| (B) | TOTAL | | | | | | 11.413 |
| Gross Area ( A-B ) | | 75.335 | - | 11.413 | | | 63.923 |
| Prop. Net Area on GROUND FLOOR | | | | | | | 63.923 |

| BUILT UP AREA STATEMENT ( TOTAL WING A+B+C ) | |
|---|---|
| FLOORS | B.U.AREA |
| GR. FLOOR | 63.923 |
| 1st FLOOR | 682.171 |
| 2nd FLOOR | 682.171 |
| 3rd FLOOR | 682.171 |
| TOTAL | 2110.436 |

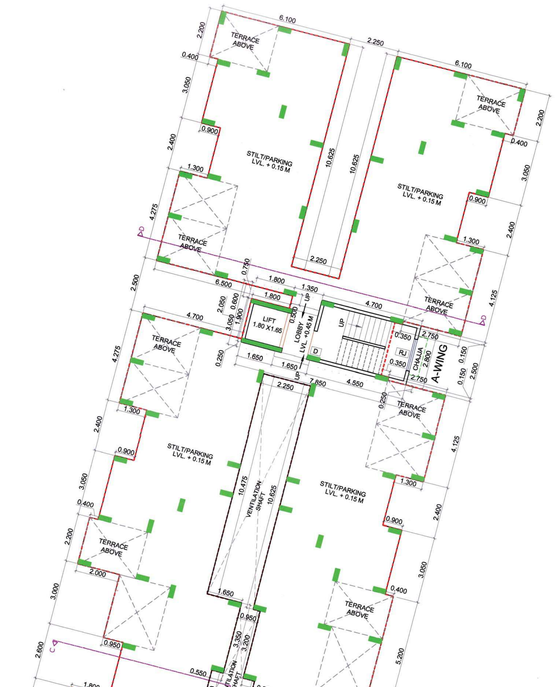


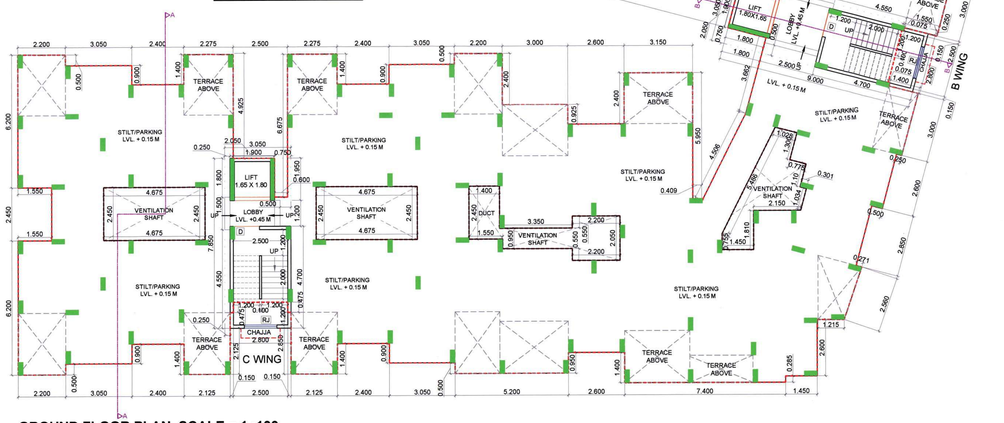


GROUND FLOOR PLAN SCALE = 1 :100

| C.B. Area Statement ( 1st TO 3rd Floor ) | | | | | |
|---|---|---|---|---|---|
| C.B.-1 | 0.450 | X | 2.400 | 1 | 1.080 |
| C.B.-2 | 1.450 | X | 0.450 | 1 | 0.653 |
| C.B.-3 | 1.575 | X | 0.450 | 1 | 0.709 |
| C.B.-4 | 2.400 | X | 0.450 | 2 | 2.160 |
| TOTAL | | | | 5 | 4.601 |
| TOTAL C.B. 1ST TO 3RD FLOOR | | | | 15 | 13.804 |

| TENEMENT AREA STATEMENT | | | | | | | |
|---|---|---|---|---|---|---|---|
| Flat/Shop No. | Carpet Area IN SQM. | BALCONY AREA (PARTIALLY ENCL.) | BALCONY AREA PROJECTED | PROPOSED TERRACE | C.B. AREA | B/U Area IN SQM. |
| BUILDING - B (A -WING) | | | | | | |
| 101, 301 | 45.601 | 8.830 | - | 11.550 | - | 51.021 |
| 102, 302 | 45.651 | 10.050 | - | 12.375 | - | 51.184 |
| 103, 303 | 45.651 | 10.050 | - | 12.375 | 1.080 | 51.311 |
| 104, 304 | 45.601 | 8.590 | - | 11.962 | 1.080 | 51.246 |
| 201 | 45.601 | 8.830 | - | 5.844 | - | 51.021 |
| 202 | 45.651 | 10.050 | - | 5.844 | - | 51.184 |
| 203 | 45.651 | 10.050 | - | 5.844 | 1.080 | 51.311 |
| 204 | 45.601 | 8.590 | - | 5.844 | 1.080 | 51.246 |
| BUILDING - B (B -WING) | | | | | | |
| 101, 301 | 30.991 | 3.640 | - | 4.200 | - | 35.545 |
| 102, 302 | 30.857 | 3.367 | - | 3.625 | 0.653 | 34.960 |
| 103, 303 | 32.646 | 4.940 | - | 7.200 | - | 36.646 |
| 104, 304 | 32.628 | 4.940 | - | 7.560 | 1.080 | 36.814 |
| 104, 305 | 32.646 | 4.940 | - | 7.560 | 0.709 | 36.921 |
| 104, 306 | 32.189 | 3.640 | - | 4.650 | - | 36.329 |
| 201 | 30.991 | 3.640 | - | - | - | 35.545 |
| 202 | 30.857 | 3.367 | - | 4.503 | 0.653 | 34.960 |
| 203 | 32.646 | 4.940 | - | 7.560 | - | 36.646 |
| 204 | 32.628 | 4.940 | - | 7.200 | 1.080 | 36.814 |
| 205 | 32.646 | 4.940 | - | 7.200 | 0.709 | 36.921 |
| 206 | 32.189 | 3.640 | - | 7.560 | - | 36.329 |
| BUILDING - B (C -WING) | | | | | | |
| 101, 301 | 42.481 | 9.265 | - | 6.056 | - | 47.649 |
| 102, 302 | 42.481 | 9.505 | - | 6.484 | - | 47.649 |
| 103, 303 | 42.481 | 9.745 | - | 6.484 | - | 47.544 |
| 104, 304 | 42.481 | 10.050 | - | 6.056 | - | 47.431 |
| 201 | 42.481 | 9.265 | - | 6.270 | - | 47.649 |
| 202 | 42.481 | 9.505 | - | 6.270 | - | 47.649 |
| 203 | 42.481 | 9.745 | - | 6.270 | - | 47.544 |
| 204 | 42.481 | 10.050 | - | 5.843 | - | 47.431 |

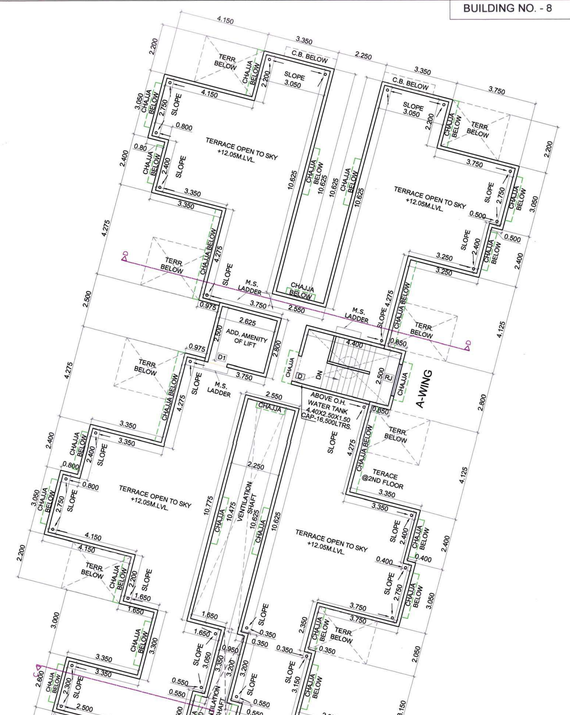


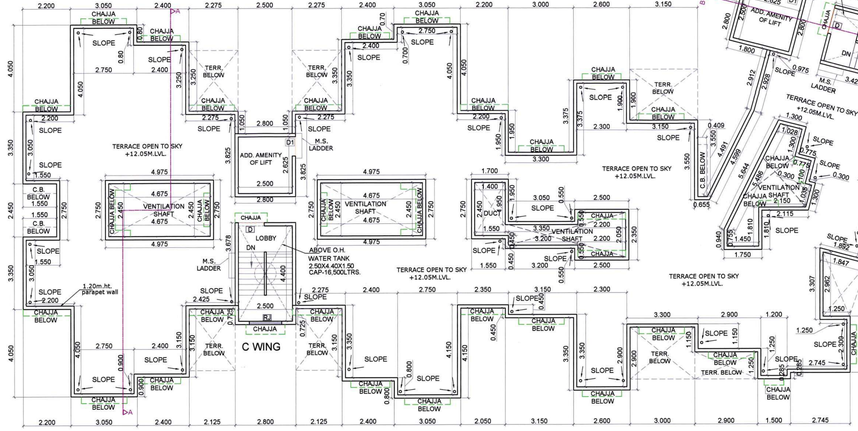


TERRACE FLOOR PLAN SCALE = 1 :100

DEVELOPMENT PERMISSION GRANTED
Subject to the conditions mentioned in this office's letter No.:
CIDCO/NAINA/ Panvel/Shirdhon/BP-5161/2015/ 2225
Dated 27 NOV 2015
Associate Planner (NAINA)

| Sr. No. | Item | Site Plan on whitePrint | Building Plan on White Print |
|---|---|---|---|
| 1 | Plot Line | | |
| 2 | Existing Street | | |
| 3 | Future Street | | |
| 4 | Permisible Building line | | |
| 5 | Marginal Open Spaces | No colour | |
| 6 | Drainage & Sewerage Work | | |
| 7 | Water Supply Work | | |
| 8 | RWH Line | | |

| TOTAL UNITS | |
|---|---|
| COMMERCIAL | 0 |
| RESIDENTIAL | 42 |

| SPECIFICATIONS | |
|---|---|
| External wall thk | 0.15M |
| Internal wall thk | 0.10M |

SCHEDULE OF DOORS & WINDOWS

| TYPE | SIZE IN MM | AREA IN SQM | DESCRIPTION |
|---|---|---|---|
| D | 1.20 X 2.10 | 2.520 | T.w Panel door |
| D1 | 1.0 X 2.10 | 2.100 | T.w Panel door |
| D2 | 0.9 X 2.10 | 1.890 | T.w Panel door |
| D3 | 0.75 X 2.10 | 1.575 | T.w Panel door |
| W | 2.05 X 2.15 | 4.407 | Al.Sliding French window |
| W1 | 2.05 X 1.40 | 2.870 | Al.Sliding French window |
| W2 | 1.80 X 2.15 | 3.870 | Al.Sliding French window |
| W3 | 1.80 X 1.40 | 2.520 | Al.Sliding French window |
| W4 | 1.50 X 1.40 | 2.100 | Al.Sliding French window |
| W5 | 1.20 X 1.20 | 1.440 | Al.Sliding French window |
| V | 0.60 X 0.75 | 0.450 | Al.Louverd Window |
| V1 | 0.550 X0.75 | 0.525 | Al.Louverd Window |
| RJ | 1.80 X 1.40 | 2.520 | RCC JALI |

LIGHT & VENTILATION STATEMENT :-

| Room | Carpet Area sqm | Reqd. Area in m. | Type | Area sqm. |
|---|---|---|---|---|
| LIVING | 17.004 | 2.834 | W<br>W2 | 3.870<br>2.520 |
| BED ROOM | 10.218 | 1.703 | W1<br>W4 | 4.407<br>2.870 |
| KITCHEN | 3.507 | 0.584 | W3 | 2.100 |
| TOILET | 2.580 | 0.430 | V | 0.450 |
| W.C. | 1.500 | 0.250 | V1 | 0.450 |

NOTE:- ALL DIMENSIONS ARE IN METER.

SHEET CONTENT :-
1ST TO 3RD FLOOR PLAN, AREA LINE DIAGRAM & BUILT UP AREA CALCULATIONS, TERRACE FLOOR PLAN, BALCONY AREA STATEMENT & TERRACE AREA STATEMENT, C.B. & TENEMENT AREA STATEMENT, SCHEDULE OF DOORS & WINDOWS, LIGHT & VENTILATION STATEMENT.

DESCRIPTION OF PROPOSAL & PROPERTY

PROPOSED RESIDENTIAL COMPLEX ON OLD SURVEY NO. 154/1 (NEW S. NO.399/132, 399/133, 399/134, 399/135, 399/136, 399/137, 399/147, 399/148, 399/148A, 399/170 & 399/171.), 3523 & 154/3, AT VILLAGE -SHIRDON, TALUKA - PANVEL, DISTRICT - RAIGAD.

NAME & SIGN OF OWNER.

For SAI PROVISO DEVELOPERS
FOR Sai Proviso Developers
( Mr. Sanjay Gawande )

For PROVISO BUILDERS AND DEVELOPERS
FOR Proviso Builders and Developers
( Mr. Kashish Gupta )

SIGNATURE OF ARCHITECT.

RAJESH R. C. ARCHITECT
1-13, MAHAVIR CENTRE, SECTOR - 17, VASHI, NAVI MUMBAI. Tel. 27892629 / 25 C400 703.
RAJESH R.C.

NAME OF ARCHITECT.

| NORTH | DRG. No. | |
|---|---|---|
| | SCALE | 1:100 |
| | JOB. No. | |
| | DRN BY | PRABHAKAR |
| | CHD BY | AJ |
| | DATE | 26/11/2015 |

RAJESH R.C.
1/13, MAHAVIR CENTRE, SECTOR NO :-17, VASHI, NAVI MUMBAI.
TEL:-2789 2629 / 25

BUILDING NO. - 8 | STAMP OF APPROVAL | 15/16


50.251
27.416
10.041
2.431
10.364
36.027
52.827
22.702
25.113
A-WING
B WING
C WING
LIFT
LIFT M/R
LIFT PIT
LIFT OVER RUN
LIFT MACHINE ROOM
UP
DN
LOBBY
VENTILATION SHAFT
1.20m.ht.m.s.railing
1.50m.ht.m.s.railing
TERRACE ON 2ND FLOOR
LIVING 3.05 X 5.575
BEDROOM 3.05 X 3.35
BEDROOM 2.40 X 2.75
KITCHEN 2.30 X 1.50
TOILET 2.10 X 1.20
TOILET 1.20 X 2.05
BATH 1.20 X 1.50
W.C. 1.00 X 1.50
PASSAGE
CHAJJA
DUCT
TERRACE-1 2.75 X 2.20
TERRACE-2 2.75 X 2.40
TERRACE-3 2.75 X 2.15
TERRACE-4 2.75 X 2.30
TERRACE-5 2.75 X 2.50
TERRACE-6 2.75 X 2.40
TERR.-1 2.275 X 2.95
TERR.-2 3.15 X 2.40
TERR.-3 2.400 X 3.00
TERR.-10 2.90 X 1.25
TERR.-11 3.00 X 2.40
TERR.-12 2.125 X2.85
BAL.1 (ENCL.) 3.05 X 1.70
BAL.2 (ENCL.) 2.40 X 1.90
BAL.3 (ENCL.) 2.40 X 1.90
BAL.4 (ENCL.) 2.60 X 1.90
BAL.5 (ENCL.) 2.60 X 1.90
BAL.6 (ENCL.) 1.80 X 3.05
BAL.7 (ENCL.) 1.80 X 3.05
BAL.8 (ENCL.) 1.80 X 3.05
BAL.9 (ENCL.) 1.80 X 3.05
BAL.10 (ENCL.) 1.80 X 3.05
BAL.11 (ENCL.) 1.80 X 3.05
BAL.12 (ENCL.) 3.05 X 1.90
BAL.13 (ENCL.) 2.40 X 1.90
BAL.14 (ENCL.) 2.60 X 1.90
BAL.15 (ENCL.) 2.60 X 1.90
BAL.16 (ENCL.) 2.60 X 1.90
BAL.17 (ENCL.) 2.60 X 1.90
BAL.18 (ENCL.) 2.60 X 1.90
BAL.19 (ENCL.) 2.60 X 1.90
BAL.20 (ENCL.) 2.60 X 1.90
BAL.21 (ENCL.) 2.60 X 1.90